



**An Phríomh-Oifig Staidrimh**  
Central Statistics Office

# **Vital Statistics**

## **Fourth Quarter and Yearly Summary**

**2012**

Published by the Stationery Office, Dublin, Ireland.

Available from:

Central Statistics Office, Information Section, Skehard Road, Cork.

Compiled by the Central Statistics Office on behalf of the Department of Social Protection.

[No. 596]

May 2013

© Government of Ireland 2013

Material compiled and presented by  
Central Statistics Office.

Reproduction is authorised, except for commercial  
purposes, provided the source is acknowledged.

ISSN 0790-7710

# Contents

## Fourth Quarter 2012

|                   | <b>Page</b>   |    |
|-------------------|---|----|
| <b>Commentary</b> | <b>7</b>  |    |
| <b>Tables</b>     |   |    |
| Table 1.1a        | Marriages, civil partnerships and births by quarter, 2007, 2011 and 2012  | 10 |
| Table 1.1b        | Births classified by age of mother at maternity by quarter 2007, 2011 and 2012 and their corresponding annual age specific (asfr) and total period fertility rates (tpfr) | 10 |
| Table 1.2a        | Deaths registered by cause of death and by quarter, 2007, 2011 and 2012   | 11 |
| Table 1.2b        | Deaths registered by cause of death, by age and region  | 11 |
| Table 1.3         | Marriages, civil partnerships, births, deaths and natural increase  | 12 |
| Table 1.4         | Annual marriage, civil partnership, birth, death and natural increase rates per 1,000 population  | 13 |
| Table 1.5         | Births registered, classified by area of residence of mother  | 14 |
| Table 1.6         | Births registered, classified by age of mother and previous number of liveborn children   | 15 |
| Table 1.7         | Number and percentage of births within and outside marriage/civil partnership, classified by age of mother  | 16 |
| Table 1.8         | Number and percentage of births registered within and outside marriage/civil partnership, classified by area of residence of mother                                       | 17 |
| Table 1.9         | Births registered, classified by area of residence and age of mother  | 18 |
| Table 1.10        | Births registered outside marriage/civil partnership, classified by area of residence and age of mother   | 19 |
| Table 1.11        | Births registered, classified by nationality of mother, marital status and age  | 19 |
| Table 1.12        | Deaths registered by county of residence of deceased  | 20 |
| Table 1.13        | Deaths registered by cause of death and county of residence of deceased   | 21 |
| Table 1.14        | Deaths registered classified by cause and age group   | 22 |
| Table 1.15        | Male deaths registered, classified by cause and age group   | 24 |
| Table 1.16        | Female deaths registered, classified by cause and age group   | 26 |
| Table 1.17        | Infant and neonatal mortality by area of residence of deceased  | 28 |

# Contents

## Yearly Summary 2012

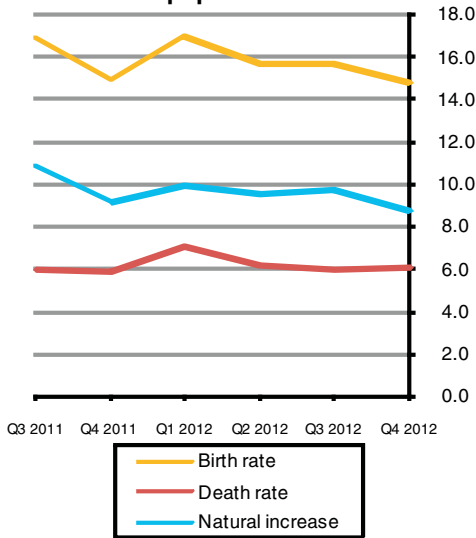
|  | <b>Page</b> |
|--|-------------|
| <b>Commentary</b>  | <b>31</b>   |
| <b>Tables</b>  |             |
| Table 2.1 Births registered, classified by age of mother at maternity between 2010 and 2012 and their corresponding annual age specific (asfr) and total period fertility rates (tpfr) | 36          |
| Table 2.2 Births registered, classified by area of residence of mother   | 37          |
| Table 2.3 Births registered, classified by age of mother and previous number of liveborn children  | 38          |
| Table 2.4 Number and percentage of births within and outside marriage/civil partnership, classified by age of mother   | 39          |
| Table 2.5 Number and percentage of births registered within and outside marriage/civil partnership, classified by area of residence of mother  | 40          |
| Table 2.6 Births registered, classified by area of residence and age of mother   | 41          |
| Table 2.7 Births registered outside marriage/civil partnership, classified by area of residence and age of mother  | 42          |
| Table 2.8a Births registered, classified by nationality, marital status and age of mother  | 43          |
| Table 2.8b Births registered, classified by nationality of parents   | 43          |
| Table 2.9 Deaths registered by county of residence of deceased   | 44          |
| Table 2.10 Deaths registered by cause of death and county of residence of deceased   | 45          |
| Table 2.11 Deaths registered, classified by cause and age group  | 46          |
| Table 2.12 Male deaths registered, classified by cause and age group   | 48          |
| Table 2.13 Female deaths registered, classified by cause and age group   | 50          |
| Table 2.14 Infant and neonatal mortality by area of residence of deceased  | 52          |
| Table 2.15 Suicides classified by county of residence of deceased, 2012, 2011 and 2007   | 53          |
| Table 2.16 Divorce, Judicial Separation and Nullity applications received and granted by the courts in the year ending December 2012   | 54          |
| <b>Appendix</b>  |             |
| Glossary of terms  | 56          |
| Causes of death Eurostat shortlist (August 1998)   | 57          |
| Table A Estimated population classified by sex and age group, 2007-2012  | 58          |
| Table B Deaths which were registered on the authority of the Superintendent Registrars in 2012, classified by principal groups of causes, sex and year of occurrence                   | 59          |
| Background Notes   | 60          |

**Fourth Quarter 2012**

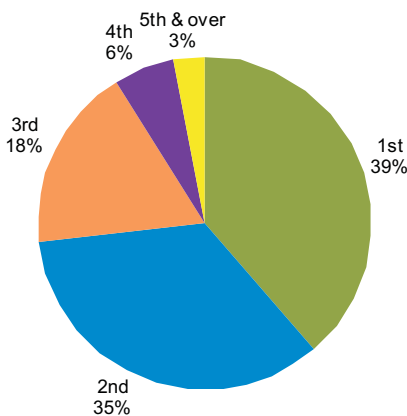


## Fourth Quarter 2012

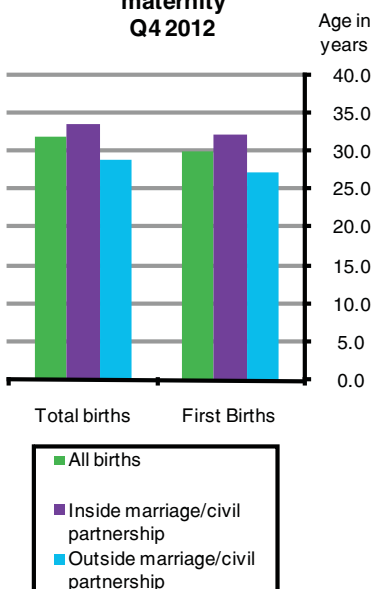
**Fig. 1.1 Annual birth, death and natural increase rates per 1,000 population**



**Fig. 1.2 Birth Order Q4 2012**



**Fig. 1.3 Average age at maternity Q4 2012**



## Commentary

### Introduction

This report has been prepared by the Central Statistics Office for the Minister for Social Protection in accordance with the provisions of Section 2 of the Vital Statistics and Births, Deaths and Marriages Registration Act, 1952, Section 73 of the Civil Registration Act 2004 and Government Order SI No. 831 of 2007.

### Births

There were 16,969 births registered in quarter 4 of 2012, 8,791 males and 8,178 females. The corresponding total for quarter 4 2011 was 128 higher at 17,097 births, while the quarter 4 2007 total was 497 higher at 17,466 births. The quarter 4 2012 total is 14.7% higher than in 2003 when 14,788 babies were registered. See tables 1.1a, 1.3 and 1.5.

The 16,969 births represent an annual birth rate of 14.8 per 1,000 of the population, 0.1 below quarter 4 of 2011. This rate is also 0.1 per 1,000 population lower than in 2003. See tables 1.1a, 1.4, 1.5 and fig. 1.1.

### Birth order

A total of 6,554 births (38.7%) were to first time mothers in quarter 4 of 2012. Second time mothers had 5,852 births (34.6%). First births in the fourth quarters of 2011 and 2007 accounted for 40.2% and 43.2% of births, respectively. The number of first births registered in quarter 4 2003 was 5,883 (40.9%). See tables 1.1a, 1.3, 1.4, 1.6 and fig. 1.2.

### Age of Mothers

The average age of mothers for births registered in quarter 4 2012 was 32.1 years, 0.3 years more than the corresponding figure in quarter 4 2011, 1.0 years more than in quarter 4 2007, and 1.4 years more than in quarter 4 2003. The average age of mothers having their first child in quarter 4 2012 was 30.1 years. See tables 1.3, 1.9 and fig. 1.3.

### Births within civil partnership

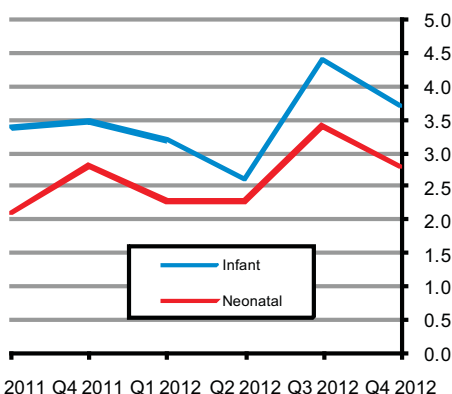
There were 4 births (0.02%) registered as being within civil partnership in quarter 4 2012.

### Births outside marriage/civil partnership

There were 6,001 births registered as outside marriage/civil partnership in quarter 4 of 2012. This accounted for 35.4% of all births, an increase of 1.1 percentage points on quarter 4 2011 and an increase of 2.1 percentage points on quarter 4 2007. The highest percentage of births outside marriage/civil partnership was in Waterford City at 53.9%, while the lowest percentage of births outside marriage/civil partnership was in Galway County at 23.0%. Ten years earlier, in quarter 4 2003, 4,563 births were registered outside marriage or 30.9% of all births. See tables 1.1a, 1.3, 1.4, 1.8 and 1.10.

The average age of mothers at maternity outside of marriage/civil partnership, was 29.1 years. This ranged from 30.9 years in Dun Laoghaire Rathdown to 27.5 years in both Offaly and North Tipperary.

**Fig. 1.4 Infant and neonatal mortality rates per 1,000 live births**



**Deaths**

There were 6,964 deaths registered in quarter 4 2012, 3,598 males and 3,366 females. The quarter 4 2012 total is 3.7% higher than in the corresponding quarter of 2011 and 2.7% higher than in quarter 4 2007, when 6,714 and 6,783 deaths were registered respectively. See tables 1.2a, 1.3, 1.12 and fig. 1.1.

**Age at death**

There were 63 infant deaths registered in quarter 4 2012 giving an infant mortality rate of 3.7 deaths per 1,000 live births. Neonatal deaths are deaths of infants at ages under 4 weeks. There were 47 neonatal deaths registered in quarter 4 2012, a neonatal mortality rate of 2.8 deaths per 1,000 live births. See tables 1.3, 1.4 and 1.17 and fig. 1.4.

There were 5,437 deaths of persons aged 65 and over registered in quarter 4 2012. This represents an annual death rate of 39.6 per 1,000 population aged 65 and over and represents a 0.3% rate increase when compared with the corresponding quarter of 2011. See tables 1.3 and 1.4.

**Cause of death**

• **Diseases of the Heart and Arteries**

Diseases of the Circulatory System accounted for 2,208 deaths, or an annual rate of 1.9 per 1,000 population. Of these, 1,107 were due to Ischaemic Heart Disease and 461 to Cerebrovascular Disease. See tables 1.2a, 1.2b, 1.14 and fig. 1.5.

• **Malignant Cancers**

There were 2,044 deaths from malignant neoplasms. This is equivalent to an annual rate of 1.8 per 1,000 population. See tables 1.2a, 1.2b, 1.14 and fig. 1.5.

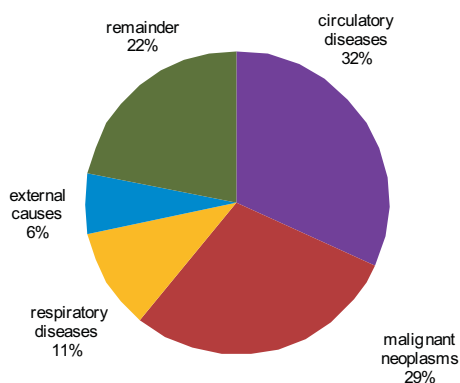
• **Lung diseases**

Deaths from pneumonia numbered 220; chronic lower respiratory disease accounted for 339 deaths and 180 deaths resulted from other respiratory diseases. See tables 1.2a, 1.2b, 1.14 and fig. 1.5.

• **Accidents, suicide and others**

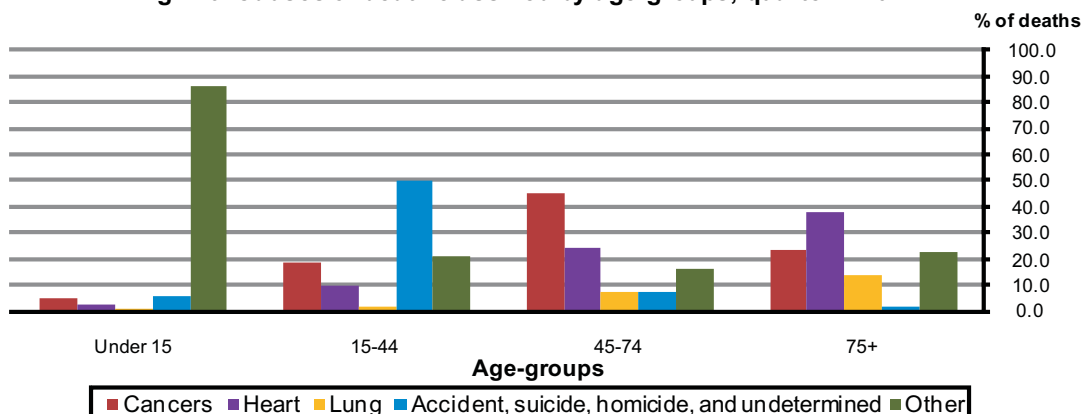
There were 450 deaths due to accidents, suicides and other external causes. Accidents accounted for 62.4% (281) of these deaths, while suicides accounted for 31.1% (140). Of these 450 deaths, just over 70% were male. See tables 1.2a, 1.2b, 1.14 and fig. 1.5.

**Fig. 1.5 Principal causes of death, Q4 2012**



The leading cause of death in quarter 4 2012 varied widely by age group. Among young adults aged 15 to 44, external causes of death including accidents, suicide and other ranked first. Among individuals aged 45-74, cancers were the leading cause, while for those aged 75 and older, it was diseases of the heart and arteries. See table 1.14 and fig.1.6.

**Fig. 1.6 Causes of death classified by age-groups, quarter 4 2012**





**Natural increase**

The natural increase in the population (births minus deaths) for quarter 4 2012 was 10,005. This represents a rate of 8.7 per 1,000 population, 0.4 per thousand lower than quarter 4 of 2011. See *tables 1.3, 1.4 and fig. 1.1*.

**Marriages**

The number of marriages registered during the quarter was 5,232, equivalent to an annual marriage rate of 4.6 per 1,000 population, 0.9 above the corresponding quarter of 2011. The quarter 4 2012 total is 6.6% higher than in quarter 4 2011 when 4,908 marriages were registered. See *tables 1.3 and 1.4*.

**Civil Partnership**

Civil Partnership legislation was introduced in Ireland on the 4<sup>th</sup> January 2011. The number of civil partnerships registered in the fourth quarter of 2012 was 102. This is equivalent to an annual rate of 0.09 per 1,000 population and is 0.03 per 1,000 population below the rate for the corresponding quarter of 2011. See *tables 1.1a, 1.3 and 1.4*.

**Population**

The estimated population (usual residence) in April 2012 was 4,585,400. See *Appendix Table A*.

**Table 1.1a Marriages, civil partnerships and births by quarter, 2007, 2011 and 2012**

| Event                                    | Q4 2007       |              |                   | Q4 2011       |              |                   | Q3 2012       |              |                   | Q4 2012       |              |                   |
|--|---------------|--------------|-------------------|---------------|--------------|-------------------|---------------|--------------|-------------------|---------------|--------------|-------------------|
|  | Number        | % of total   | Rate <sup>1</sup> | Number        | % of total   | Rate <sup>1</sup> | Number        | % of total   | Rate <sup>1</sup> | Number        | % of total   | Rate <sup>1</sup> |
| <b>Marriages</b>                         | <b>4,848</b>  | <b>100.0</b> | <b>4.4</b>        | <b>4,264</b>  | <b>100.0</b> | <b>3.7</b>        | <b>7,765</b>  | <b>100.0</b> | <b>6.8</b>        | <b>5,232</b>  | <b>100.0</b> | <b>4.6</b>        |
| <b>Civil Partnerships</b>                | -             | -            | -                 | <b>142</b>    | <b>100.0</b> | <b>0.1</b>        | <b>104</b>    | <b>100.0</b> | <b>0.1</b>        | <b>102</b>    | <b>100.0</b> | <b>0.1</b>        |
| <b>Live Births</b>                       |               |              |                   |               |              |                   |               |              |                   |               |              |                   |
| <b>total</b>                             | <b>17,466</b> | <b>100.0</b> | <b>16.0</b>       | <b>17,097</b> | <b>100.0</b> | <b>14.9</b>       | <b>17,985</b> | <b>100.0</b> | <b>15.7</b>       | <b>16,969</b> | <b>100.0</b> | <b>14.8</b>       |
| <i>of which;</i>                         |               |              |                   |               |              |                   |               |              |                   |               |              |                   |
| inside marriage                          | 11,648        | 66.7         | 10.6              | 11,231        | 65.7         | 9.8               | 11,735        | 65.2         | 10.2              | 10,968        | 64.6         | 9.6               |
| outside marriage                         | 5,818         | 33.3         | 5.3               | 5,866         | 34.3         | 5.1               | 6,250         | 34.8         | 5.5               | 6,001         | 35.4         | 5.2               |
| <b>Sex of child</b>                      |               |              |                   |               |              |                   |               |              |                   |               |              |                   |
| Male                                     | 8,515         | 48.8         | 7.8               | 8,726         | 51.0         | 7.6               | 9,208         | 51.2         | 8.0               | 8,791         | 51.8         | 7.7               |
| Female                                   | 8,951         | 51.2         | 8.2               | 8,371         | 49.0         | 7.3               | 8,777         | 48.8         | 7.7               | 8,178         | 48.2         | 7.1               |
| <b>Residence of mother</b>               |               |              |                   |               |              |                   |               |              |                   |               |              |                   |
| Border                                   | 1,782         | 10.2         | 14.7              | 1,728         | 10.1         | 13.4              | 1,900         | 10.6         | 14.9              | 1,788         | 10.5         | 13.8              |
| Midland                                  | 1,122         | 6.4          | 17.1              | 1,030         | 6.0          | 14.6              | 1,091         | 6.1          | 15.2              | 1,025         | 6.0          | 14.4              |
| West                                     | 1,614         | 9.2          | 15.3              | 1,525         | 8.9          | 13.7              | 1,649         | 9.2          | 15.1              | 1,586         | 9.3          | 14.4              |
| Dublin                                   | 4,826         | 27.6         | 15.7              | 5,139         | 30.1         | 16.1              | 5,323         | 29.6         | 16.9              | 5,030         | 29.6         | 15.9              |
| Mid-East                                 | 2,427         | 13.9         | 19.6              | 2,235         | 13.1         | 16.8              | 2,254         | 12.5         | 16.7              | 2,157         | 12.7         | 16.1              |
| Mid-West                                 | 1,453         | 8.3          | 15.9              | 1,414         | 8.3          | 14.9              | 1,403         | 7.8          | 14.8              | 1,323         | 7.8          | 14.0              |
| South-East                               | 1,824         | 10.4         | 15.4              | 1,711         | 10.0         | 13.8              | 1,833         | 10.2         | 14.6              | 1,734         | 10.2         | 13.9              |
| South-West                               | 2,418         | 13.8         | 15.2              | 2,315         | 13.5         | 13.9              | 2,532         | 14.1         | 15.2              | 2,326         | 13.7         | 14.0              |
| <b>Previous no. of liveborn children</b> |               |              |                   |               |              |                   |               |              |                   |               |              |                   |
| 0  | 7,483         | 42.8         | 6.8               | 6,841         | 40.0         | 6.0               | 6,974         | 38.8         | 6.1               | 6,554         | 38.6         | 5.7               |
| 1  | 5,408         | 31.0         | 4.9               | 5,817         | 34.0         | 5.1               | 6,138         | 34.1         | 5.4               | 5,852         | 34.5         | 5.1               |
| 2  | 2,895         | 16.6         | 2.6               | 2,863         | 16.7         | 2.5               | 3,225         | 17.9         | 2.8               | 3,012         | 17.8         | 2.6               |
| 3  | 1,026         | 5.9          | 0.9               | 962           | 5.6          | 0.8               | 1,081         | 6.0          | 0.9               | 995           | 5.9          | 0.9               |
| 4  | 323           | 1.8          | 0.3               | 318           | 1.9          | 0.3               | 305           | 1.7          | 0.3               | 309           | 1.8          | 0.3               |
| 5 or more                                | 201           | 1.2          | 0.2               | 214           | 1.3          | 0.2               | 214           | 1.2          | 0.2               | 206           | 1.2          | 0.2               |
| Not stated                               | 130           | 0.7          | 0.1               | 82            | 0.5          | 0.1               | 48            | 0.3          | 0.0               | 41            | 0.2          | 0.0               |
| <b>Nationality</b>                       |               |              |                   |               |              |                   |               |              |                   |               |              |                   |
| Ireland                                  | -             | -            | -                 | 13,194        | 77.2         | 11.5              | 13,735        | 76.4         | 12.0              | 12,811        | 75.5         | 11.2              |
| United Kingdom                           | -             | -            | -                 | 327           | 1.9          | 0.3               | 365           | 2.0          | 0.3               | 450           | 2.7          | 0.4               |
| Other EU15                               | -             | -            | -                 | 251           | 1.5          | 0.2               | 244           | 1.4          | 0.2               | 258           | 1.5          | 0.2               |
| Accession states                         | -             | -            | -                 | 1,904         | 11.1         | 1.7               | 2,018         | 11.2         | 1.8               | 1,927         | 11.4         | 1.7               |
| Other                                    | -             | -            | -                 | 1,330         | 7.8          | 1.2               | 1,474         | 8.2          | 1.3               | 1,283         | 7.6          | 1.1               |
| Not stated                               | -             | -            | -                 | 91            | 0.5          | 0.1               | 149           | 0.8          | 0.1               | 240           | 1.4          | 0.2               |
| <b>Total</b>                             | -             | -            | -                 | <b>17,097</b> | <b>100.0</b> | <b>14.9</b>       | <b>17,985</b> | <b>100.0</b> | <b>15.7</b>       | <b>16,969</b> | <b>100.0</b> | <b>14.8</b>       |

<sup>1</sup> Rate per year per 1,000 population. Rates based on estimated overall population for given year. Rates for residence of mother are based on estimated regional population for given year.

**Table 1.1b Births classified by age of mother at maternity by quarter, 2007, 2011 and 2012 and their corresponding annual age specific (asfr) and total period fertility rates (tpfr)**

| Age          | Q4 2007       |              |                | Q4 2011       |              |                | Q3 2012       |              |                | Q4 2012       |              |                |
|--------------|---------------|--------------|----------------|---------------|--------------|----------------|---------------|--------------|----------------|---------------|--------------|----------------|
|              | Number        | % of total   | Fertility rate | Number        | % of total   | Fertility rate | Number        | % of total   | Fertility rate | Number        | % of total   | Fertility rate |
| < 20 years   | 628           | 3.6          | 17.9           | 384           | 2.2          | 11.1           | 402           | 2.2          | 12.0           | 389           | 2.3          | 11.6           |
| 20-24 years  | 2,222         | 12.7         | 51.4           | 1,728         | 10.1         | 45.9           | 1,707         | 9.5          | 49.1           | 1,570         | 9.3          | 45.1           |
| 25-29 years  | 4,029         | 23.1         | 80.4           | 3,721         | 21.8         | 79.4           | 3,838         | 21.3         | 86.4           | 3,495         | 20.6         | 78.7           |
| 30-34 years  | 5,850         | 33.5         | 133.5          | 6,283         | 36.7         | 126.2          | 6,506         | 36.2         | 129.5          | 6,221         | 36.7         | 123.8          |
| 35-39 years  | 3,971         | 22.7         | 97.8           | 4,086         | 23.9         | 89.8           | 4,530         | 25.2         | 99.1           | 4,316         | 25.4         | 94.4           |
| 40-44 years  | 730           | 4.2          | 19.2           | 857           | 5.0          | 20.8           | 947           | 5.3          | 22.7           | 926           | 5.5          | 22.2           |
| 45+ years    | 31            | 0.2          | 0.9            | 37            | 0.2          | 1.0            | 53            | 0.3          | 1.4            | 52            | 0.3          | 1.3            |
| Not stated   | 5             | 0.0          | -              | 1             | 0.0          | -              | 2             | 0.0          | -              | 0             | 0.0          | -              |
| <b>Total</b> | <b>17,466</b> | <b>100.0</b> | <b>2.0</b>     | <b>17,097</b> | <b>100.0</b> | <b>1.9</b>     | <b>17,985</b> | <b>100.0</b> | <b>2.0</b>     | <b>16,969</b> | <b>100.0</b> | <b>1.9</b>     |

**Table 1.2a Deaths registered by cause of death and by quarter, 2007, 2011 and 2012**

| Quarter | Malignant Cancers |            | Diseases of the heart and arteries |            | Lung diseases |            | Accidents, Suicides & Others |            | Other Causes |            | Total | % of total |
|---------|-------------------|------------|------------------------------------|------------|---------------|------------|------------------------------|------------|--------------|------------|-------|------------|
|         |                   | % of total |                                    | % of total |               | % of total |                              | % of total |              | % of total |       |            |
| Q4 2012 | 2,044             | 29.4       | 2,208                              | 31.7       | 739           | 10.6       | 450                          | 6.5        | 1,523        | 21.9       | 6,964 | 100.0      |
| Q3 2012 | 2,120             | 31.1       | 2,204                              | 32.3       | 719           | 10.5       | 402                          | 5.9        | 1,380        | 20.2       | 6,825 | 100.0      |
| Q4 2011 | 2,050             | 30.5       | 2,181                              | 32.5       | 754           | 11.2       | 432                          | 6.4        | 1,297        | 19.3       | 6,714 | 100.0      |
| Q4 2007 | 1,937             | 28.6       | 2,302                              | 33.9       | 773           | 11.4       | 535                          | 7.9        | 1,236        | 18.2       | 6,783 | 100.0      |

**Table 1.2b Deaths registered by cause of death, by age and region, Fourth Quarter 2012**

| Age (years)    | Malignant Cancers |              | Diseases of the heart and arteries |              | Lung diseases |              | Accidents, Suicides & Others |              | Other Causes |              | Total        | % of total   |
|----------------|-------------------|--------------|------------------------------------|--------------|---------------|--------------|------------------------------|--------------|--------------|--------------|--------------|--------------|
|                |                   | % of total   |                                    | % of total   |               | % of total   |                              | % of total   |              | % of total   |              |              |
| <b>Persons</b> |                   |              |                                    |              |               |              |                              |              |              |              |              |              |
| Under 1        | -                 | 0.0          | -                                  | 0.0          | -             | 0.0          | -                            | 0.0          | 63           | 4.1          | 63           | 0.9          |
| 1 - 4          | 1                 | 0.0          | 1                                  | 0.0          | -             | 0.0          | 1                            | 0.2          | 5            | 0.3          | 8            | 0.1          |
| 5 - 14         | 3                 | 0.1          | 1                                  | 0.0          | 1             | 0.1          | 4                            | 0.9          | 7            | 0.5          | 16           | 0.2          |
| 15 - 24        | 7                 | 0.3          | 1                                  | 0.0          | -             | 0.0          | 43                           | 9.6          | 5            | 0.3          | 56           | 0.8          |
| 25 - 34        | 15                | 0.7          | 10                                 | 0.5          | 4             | 0.5          | 74                           | 16.4         | 22           | 1.4          | 125          | 1.8          |
| 35 - 44        | 49                | 2.4          | 26                                 | 1.2          | 3             | 0.4          | 76                           | 16.9         | 54           | 3.5          | 208          | 3.0          |
| 45 - 54        | 129               | 6.3          | 98                                 | 4.4          | 11            | 1.5          | 67                           | 14.9         | 55           | 3.6          | 360          | 5.2          |
| 55 - 64        | 335               | 16.4         | 141                                | 6.4          | 37            | 5.0          | 60                           | 13.3         | 118          | 7.7          | 691          | 9.9          |
| 65 - 74        | 538               | 26.3         | 307                                | 13.9         | 113           | 15.3         | 43                           | 9.6          | 199          | 13.1         | 1,200        | 17.2         |
| 75 - 84        | 609               | 29.8         | 692                                | 31.3         | 231           | 31.3         | 41                           | 9.1          | 451          | 29.6         | 2,024        | 29.1         |
| 85 +           | 358               | 17.5         | 931                                | 42.2         | 339           | 45.9         | 41                           | 9.1          | 544          | 35.7         | 2,213        | 31.8         |
| <b>Total</b>   | <b>2,044</b>      | <b>100.0</b> | <b>2,208</b>                       | <b>100.0</b> | <b>739</b>    | <b>100.0</b> | <b>450</b>                   | <b>100.0</b> | <b>1,523</b> | <b>100.0</b> | <b>6,964</b> | <b>100.0</b> |
| <b>Males</b>   |                   |              |                                    |              |               |              |                              |              |              |              |              |              |
| Under 1        | -                 | 0.0          | -                                  | 0.0          | -             | 0.0          | -                            | 0.0          | 40           | 2.6          | 40           | 0.6          |
| 1 - 4          | 1                 | 0.0          | 1                                  | 0.0          | -             | 0.0          | -                            | 0.0          | 3            | 0.2          | 5            | 0.1          |
| 5 - 14         | 2                 | 0.1          | 1                                  | 0.0          | 1             | 0.1          | 2                            | 0.4          | 3            | 0.2          | 9            | 0.1          |
| 15 - 24        | 5                 | 0.2          | 1                                  | 0.0          | -             | 0.0          | 33                           | 7.3          | 2            | 0.1          | 41           | 0.6          |
| 25 - 34        | 6                 | 0.3          | 8                                  | 0.4          | 2             | 0.3          | 56                           | 12.4         | 10           | 0.7          | 82           | 1.2          |
| 35 - 44        | 21                | 1.0          | 19                                 | 0.9          | 1             | 0.1          | 64                           | 14.2         | 34           | 2.2          | 139          | 2.0          |
| 45 - 54        | 58                | 2.8          | 79                                 | 3.6          | 7             | 0.9          | 48                           | 10.7         | 28           | 1.8          | 220          | 3.2          |
| 55 - 64        | 193               | 9.4          | 97                                 | 4.4          | 24            | 3.2          | 41                           | 9.1          | 70           | 4.6          | 425          | 6.1          |
| 65 - 74        | 294               | 14.4         | 223                                | 10.1         | 64            | 8.7          | 35                           | 7.8          | 119          | 7.8          | 735          | 10.6         |
| 75 - 84        | 347               | 17.0         | 375                                | 17.0         | 131           | 17.7         | 22                           | 4.9          | 209          | 13.7         | 1,084        | 15.6         |
| 85 +           | 160               | 7.8          | 321                                | 14.5         | 132           | 17.9         | 17                           | 3.8          | 188          | 12.3         | 818          | 11.7         |
| <b>Total</b>   | <b>1,087</b>      | <b>53.2</b>  | <b>1,125</b>                       | <b>51.0</b>  | <b>362</b>    | <b>49.0</b>  | <b>318</b>                   | <b>70.7</b>  | <b>706</b>   | <b>46.4</b>  | <b>3,598</b> | <b>51.7</b>  |
| <b>Females</b> |                   |              |                                    |              |               |              |                              |              |              |              |              |              |
| Under 1        | -                 | 0.0          | -                                  | 0.0          | -             | 0.0          | -                            | 0.0          | 23           | 1.5          | 23           | 0.3          |
| 1 - 4          | -                 | 0.0          | -                                  | 0.0          | -             | 0.0          | 1                            | 0.2          | 2            | 0.1          | 3            | 0.0          |
| 5 - 14         | 1                 | 0.0          | -                                  | 0.0          | -             | 0.0          | 2                            | 0.4          | 4            | 0.3          | 7            | 0.1          |
| 15 - 24        | 2                 | 0.1          | -                                  | 0.0          | -             | 0.0          | 10                           | 2.2          | 3            | 0.2          | 15           | 0.2          |
| 25 - 34        | 9                 | 0.4          | 2                                  | 0.1          | 2             | 0.3          | 18                           | 4.0          | 12           | 0.8          | 43           | 0.6          |
| 35 - 44        | 28                | 1.4          | 7                                  | 0.3          | 2             | 0.3          | 12                           | 2.7          | 20           | 1.3          | 69           | 1.0          |
| 45 - 54        | 71                | 3.5          | 19                                 | 0.9          | 4             | 0.5          | 19                           | 4.2          | 27           | 1.8          | 140          | 2.0          |
| 55 - 64        | 142               | 6.9          | 44                                 | 2.0          | 13            | 1.8          | 19                           | 4.2          | 48           | 3.2          | 266          | 3.8          |
| 65 - 74        | 244               | 11.9         | 84                                 | 3.8          | 49            | 6.6          | 8                            | 1.8          | 80           | 5.3          | 465          | 6.7          |
| 75 - 84        | 262               | 12.8         | 317                                | 14.4         | 100           | 13.5         | 19                           | 4.2          | 242          | 15.9         | 940          | 13.5         |
| 85 +           | 198               | 9.7          | 610                                | 27.6         | 207           | 28.0         | 24                           | 5.3          | 356          | 23.4         | 1,395        | 20.0         |
| <b>Total</b>   | <b>957</b>        | <b>46.8</b>  | <b>1,083</b>                       | <b>49.0</b>  | <b>377</b>    | <b>51.0</b>  | <b>132</b>                   | <b>29.3</b>  | <b>817</b>   | <b>53.6</b>  | <b>3,366</b> | <b>48.3</b>  |
| <b>Region</b>  |                   |              |                                    |              |               |              |                              |              |              |              |              |              |
| Border         | 247               | 12.1         | 291                                | 13.2         | 95            | 12.9         | 50                           | 11.1         | 167          | 11.0         | 850          | 12.2         |
| Midland        | 135               | 6.6          | 142                                | 6.4          | 52            | 7.0          | 21                           | 4.7          | 87           | 5.7          | 437          | 6.3          |
| West           | 208               | 10.2         | 251                                | 11.4         | 77            | 10.4         | 57                           | 12.7         | 178          | 11.7         | 771          | 11.1         |
| Dublin         | 559               | 27.3         | 510                                | 23.1         | 201           | 27.2         | 102                          | 22.7         | 421          | 27.6         | 1,793        | 25.7         |
| Mid-East       | 193               | 9.4          | 193                                | 8.7          | 71            | 9.6          | 41                           | 9.1          | 138          | 9.1          | 636          | 9.1          |
| Mid-West       | 171               | 8.4          | 224                                | 10.1         | 63            | 8.5          | 54                           | 12.0         | 144          | 9.5          | 656          | 9.4          |
| South-East     | 208               | 10.2         | 267                                | 12.1         | 84            | 11.4         | 50                           | 11.1         | 153          | 10.0         | 762          | 10.9         |
| South-West     | 323               | 15.8         | 330                                | 14.9         | 96            | 13.0         | 75                           | 16.7         | 235          | 15.4         | 1,059        | 15.2         |
| <b>Total</b>   | <b>2,044</b>      | <b>100.0</b> | <b>2,208</b>                       | <b>100.0</b> | <b>739</b>    | <b>100.0</b> | <b>450</b>                   | <b>100.0</b> | <b>1,523</b> | <b>100.0</b> | <b>6,964</b> | <b>100.0</b> |

**Table 1.3 Marriages, civil partnerships, births, deaths and natural increase**

|                  | Marriages <sup>1</sup> | Civil Partnerships | Live Births |        |                                     |             | Deaths <sup>2</sup> |        |           |           |                  |
|------------------|------------------------|--------------------|-------------|--------|-------------------------------------|-------------|---------------------|--------|-----------|-----------|------------------|
|                  |                        |                    | Total       | First  | Outside marriage/civil partnerships | Average Age | Total               | Infant | Neo-natal | 65 & over | Natural Increase |
| <b>Quarter 1</b> |                        |                    |             |        |                                     |             |                     |        |           |           |                  |
| 2003             | 2,571                  | -                  | 15,238      | 6,158  | 5,080                               | 30.3        | 7,756               | 67     | 52        | 6,259     | 7,482            |
| 2004             | 2,755                  | -                  | 15,599      | 6,082  | 5,181                               | 30.7        | 7,873               | 72     | 56        | 6,347     | 7,726            |
| 2005             | 2,892                  | -                  | 15,334      | 6,290  | 5,147                               | 30.9        | 7,352               | 65     | 47        | 5,920     | 7,982            |
| 2006             | 3,329                  | -                  | 15,958      | 6,449  | 5,481                               | 30.9        | 7,320               | 56     | 36        | 6,040     | 8,638            |
| 2007             | 3,401                  | -                  | 17,473      | 7,226  | 5,905                               | 31.1        | 7,910               | 48     | 37        | 6,326     | 9,563            |
| 2008             | 3,228                  | -                  | 19,154      | 8,088  | 6,480                               | 31.1        | 7,525               | 63     | 42        | 6,011     | 11,629           |
| 2009             | 3,450                  | -                  | 19,437      | 8,173  | 6,621                               | 31.2        | 8,419               | 59     | 41        | 6,739     | 11,018           |
| 2010             | 3,372                  | -                  | 19,787      | 8,312  | 6,829                               | 31.4        | 8,006               | 62     | 39        | 6,419     | 11,781           |
| 2011             | 3,052                  | 6                  | 19,950      | 8,008  | 6,768                               | 31.7        | 8,093               | 72     | 60        | 6,455     | 11,857           |
| 2012             | 2,827                  | 82                 | 19,313      | 7,693  | 6,929                               | 31.8        | 7,979               | 61     | 45        | 6,445     | 11,334           |
| <b>Quarter 2</b> |                        |                    |             |        |                                     |             |                     |        |           |           |                  |
| 2003             | 4,827                  | -                  | 15,582      | 6,095  | 4,689                               | 30.6        | 7,203               | 83     | 59        | 5,625     | 8,379            |
| 2004             | 4,953                  | -                  | 15,535      | 5,897  | 4,874                               | 30.8        | 6,881               | 74     | 53        | 5,351     | 8,654            |
| 2005             | 5,374                  | -                  | 15,306      | 5,922  | 4,810                               | 31.1        | 7,349               | 70     | 52        | 5,826     | 7,957            |
| 2006             | 5,274                  | -                  | 15,979      | 6,315  | 5,056                               | 31.1        | 6,967               | 65     | 44        | 5,488     | 9,012            |
| 2007             | 5,558                  | -                  | 17,127      | 6,926  | 5,428                               | 31.2        | 6,902               | 60     | 34        | 5,394     | 10,225           |
| 2008             | 5,351                  | -                  | 19,040      | 7,712  | 6,174                               | 31.2        | 7,569               | 90     | 62        | 5,857     | 11,471           |
| 2009             | 5,432                  | -                  | 18,844      | 7,858  | 6,114                               | 31.3        | 7,020               | 52     | 41        | 5,356     | 11,824           |
| 2010             | 4,993                  | -                  | 18,844      | 7,749  | 6,205                               | 31.5        | 6,929               | 84     | 54        | 5,344     | 11,915           |
| 2011             | 5,025                  | 184                | 18,381      | 7,080  | 6,013                               | 31.8        | 7,277               | 61     | 41        | 5,618     | 11,104           |
| 2012             | 5,421                  | 120                | 17,958      | 6,718  | 6,164                               | 31.9        | 7,080               | 47     | 41        | 5,629     | 10,878           |
| <b>Quarter 3</b> |                        |                    |             |        |                                     |             |                     |        |           |           |                  |
| 2003             | 7,996                  | -                  | 15,909      | 6,240  | 4,981                               | 30.6        | 6,639               | 85     | 68        | 5,147     | 9,270            |
| 2004             | 8,376                  | -                  | 15,605      | 6,171  | 5,100                               | 30.8        | 6,473               | 72     | 43        | 5,123     | 9,132            |
| 2005             | 8,347                  | -                  | 16,170      | 6,548  | 5,101                               | 30.9        | 6,380               | 50     | 33        | 4,919     | 9,790            |
| 2006             | 8,335                  | -                  | 16,920      | 6,891  | 5,541                               | 31.0        | 6,657               | 58     | 46        | 5,146     | 10,263           |
| 2007             | 8,949                  | -                  | 18,554      | 7,636  | 6,019                               | 31.1        | 6,455               | 48     | 32        | 4,976     | 12,099           |
| 2008             | 8,751                  | -                  | 19,650      | 8,259  | 6,523                               | 31.1        | 6,674               | 67     | 50        | 5,108     | 12,976           |
| 2009             | 8,047                  | -                  | 19,289      | 8,170  | 6,256                               | 31.2        | 6,638               | 80     | 53        | 5,039     | 12,651           |
| 2010             | 7,774                  | -                  | 19,171      | 7,815  | 6,481                               | 31.4        | 6,517               | 71     | 48        | 5,010     | 12,654           |
| 2011             | 7,538                  | 204                | 19,222      | 7,512  | 6,543                               | 31.7        | 6,911               | 65     | 41        | 5,303     | 12,311           |
| 2012             | 7,765                  | 104                | 17,985      | 6,974  | 6,250                               | 32.0        | 6,825               | 79     | 61        | 5,257     | 11,160           |
| <b>Quarter 4</b> |                        |                    |             |        |                                     |             |                     |        |           |           |                  |
| 2003             | 4,908                  | -                  | 14,788      | 5,883  | 4,563                               | 30.7        | 7,225               | 76     | 52        | 5,568     | 7,563            |
| 2004             | 4,895                  | -                  | 14,945      | 5,975  | 4,783                               | 30.9        | 6,924               | 82     | 62        | 5,253     | 8,021            |
| 2005             | 4,742                  | -                  | 14,232      | 5,861  | 4,470                               | 31.1        | 6,360               | 59     | 45        | 4,827     | 7,872            |
| 2006             | 5,151                  | -                  | 15,380      | 6,456  | 5,217                               | 31.0        | 6,535               | 58     | 42        | 4,946     | 8,845            |
| 2007             | 4,848                  | -                  | 17,466      | 7,481  | 5,818                               | 31.1        | 6,783               | 65     | 46        | 5,128     | 10,683           |
| 2008             | 4,857                  | -                  | 17,880      | 7,608  | 5,904                               | 31.2        | 6,424               | 70     | 46        | 4,871     | 11,456           |
| 2009             | 4,698                  | -                  | 17,358      | 7,426  | 5,757                               | 31.4        | 6,821               | 49     | 34        | 5,098     | 10,537           |
| 2010             | 4,455                  | -                  | 17,174      | 7,244  | 5,865                               | 31.5        | 6,113               | 65     | 49        | 4,763     | 11,061           |
| 2011             | 4,264                  | 142                | 17,097      | 6,841  | 5,866                               | 31.8        | 6,714               | 60     | 48        | 5,255     | 10,383           |
| 2012             | 5,232                  | 102                | 16,969      | 6,554  | 6,001                               | 32.1        | 6,964               | 63     | 47        | 5,437     | 10,005           |
| <b>Total</b>     |                        |                    |             |        |                                     |             |                     |        |           |           |                  |
| 2003             | 20,302                 | -                  | 61,517      | 24,376 | 19,313                              | 30.6        | 28,823              | 311    | 231       | 22,599    | 32,694           |
| 2004             | 20,979                 | -                  | 61,684      | 24,125 | 19,938                              | 30.8        | 28,151              | 300    | 214       | 22,074    | 33,533           |
| 2005             | 21,355                 | -                  | 61,042      | 24,621 | 19,528                              | 31.0        | 27,441              | 244    | 177       | 21,492    | 33,601           |
| 2006             | 22,089                 | -                  | 64,237      | 26,111 | 21,295                              | 31.0        | 27,479              | 237    | 168       | 21,620    | 36,758           |
| 2007             | 22,756                 | -                  | 70,620      | 29,269 | 23,170                              | 31.1        | 28,050              | 221    | 149       | 21,824    | 42,570           |
| 2008             | 22,187                 | -                  | 75,724      | 31,667 | 25,081                              | 31.1        | 28,192              | 290    | 200       | 21,847    | 47,532           |
| 2009             | 21,627                 | -                  | 74,928      | 31,627 | 24,748                              | 31.3        | 28,898              | 240    | 169       | 22,232    | 46,030           |
| 2010             | 20,594                 | -                  | 74,976      | 31,120 | 25,380                              | 31.5        | 27,565              | 282    | 190       | 21,536    | 47,411           |
| 2011             | 19,879                 | 536                | 74,650      | 29,441 | 25,190                              | 31.8        | 28,995              | 258    | 190       | 22,631    | 45,655           |
| 2012             | 21,245                 | 408                | 72,225      | 27,939 | 25,344                              | 31.9        | 28,848              | 250    | 194       | 22,768    | 43,377           |

<sup>1</sup> 2002 and 2004 - 2010 marriage figures are final. All other marriage figures are subject to revision.<sup>2</sup> See 'Background Notes' for changes in methodology effective from 2007.

**Table 1.4 Annual marriage, civil partnership, birth, death and natural increase rates per 1,000 population<sup>1</sup>**

|                  | Marriages | Civil Partnerships | Live Births |                             |                                       | Deaths |                               |                                  |           | Natural Increase |
|------------------|-----------|--------------------|-------------|-----------------------------|---------------------------------------|--------|-------------------------------|----------------------------------|-----------|------------------|
|                  |           |                    | Total       | % First births <sup>2</sup> | % Outside marriage/civil partnerships | Total  | Infant <sup>3</sup> Mortality | Neo-natal <sup>4</sup> Mortality | 65 & over |                  |
| <b>Quarter 1</b> |           |                    |             |                             |                                       |        |                               |                                  |           |                  |
| 2003             | 2.6       | -                  | 15.6        | 40.7                        | 33.3                                  | 7.9    | 4.4                           | 3.4                              | 57.4      | 7.6              |
| 2004             | 2.8       | -                  | 15.7        | 40.4                        | 33.2                                  | 7.9    | 4.6                           | 3.6                              | 57.5      | 7.8              |
| 2005             | 2.9       | -                  | 15.2        | 41.3                        | 33.6                                  | 7.3    | 4.2                           | 3.1                              | 52.7      | 7.9              |
| 2006             | 3.2       | -                  | 15.4        | 41.1                        | 34.3                                  | 7.1    | 3.5                           | 2.3                              | 52.6      | 8.4              |
| 2007             | 3.2       | -                  | 16.5        | 42.2                        | 33.8                                  | 7.5    | 2.7                           | 2.1                              | 54.1      | 9.0              |
| 2008             | 3.0       | -                  | 17.5        | 42.6                        | 33.8                                  | 6.9    | 3.3                           | 2.2                              | 51.0      | 10.6             |
| 2009             | 3.1       | -                  | 17.3        | 42.2                        | 34.1                                  | 7.5    | 3.0                           | 2.1                              | 55.7      | 9.8              |
| 2010             | 3.0       | -                  | 17.5        | 42.1                        | 34.5                                  | 7.1    | 3.1                           | 2.0                              | 51.5      | 10.4             |
| 2011             | 2.7       | 0.01               | 17.5        | 40.3                        | 33.9                                  | 7.1    | 3.6                           | 3.0                              | 50.1      | 10.4             |
| 2012             | 2.5       | 0.07               | 16.9        | 40.0                        | 35.9                                  | 7.0    | 3.2                           | 2.3                              | 48.5      | 9.9              |
| <b>Quarter 2</b> |           |                    |             |                             |                                       |        |                               |                                  |           |                  |
| 2003             | 4.9       | -                  | 15.7        | 39.5                        | 30.1                                  | 7.2    | 5.3                           | 3.8                              | 50.9      | 8.4              |
| 2004             | 4.9       | -                  | 15.4        | 38.8                        | 31.4                                  | 6.8    | 4.8                           | 3.4                              | 47.6      | 8.6              |
| 2005             | 5.2       | -                  | 14.8        | 38.8                        | 31.4                                  | 7.1    | 4.6                           | 3.4                              | 50.8      | 7.7              |
| 2006             | 5.0       | -                  | 15.1        | 41.1                        | 31.6                                  | 6.6    | 4.1                           | 2.8                              | 46.9      | 8.5              |
| 2007             | 5.1       | -                  | 15.7        | 40.9                        | 31.7                                  | 6.3    | 3.5                           | 2.0                              | 45.8      | 9.3              |
| 2008             | 4.8       | -                  | 17.0        | 40.8                        | 32.4                                  | 6.8    | 4.7                           | 3.3                              | 48.4      | 10.2             |
| 2009             | 4.8       | -                  | 16.6        | 42.0                        | 32.4                                  | 6.2    | 2.8                           | 2.2                              | 42.9      | 10.4             |
| 2010             | 4.4       | -                  | 16.5        | 41.3                        | 32.9                                  | 6.1    | 4.5                           | 2.9                              | 41.5      | 10.5             |
| 2011             | 4.4       | 0.16               | 16.1        | 38.8                        | 32.7                                  | 6.4    | 3.3                           | 2.2                              | 42.3      | 9.7              |
| 2012             | 4.7       | 0.10               | 15.7        | 37.5                        | 34.3                                  | 6.2    | 2.6                           | 2.3                              | 41.0      | 9.5              |
| <b>Quarter 3</b> |           |                    |             |                             |                                       |        |                               |                                  |           |                  |
| 2003             | 8.0       | -                  | 16.0        | 39.6                        | 31.3                                  | 6.7    | 5.3                           | 4.3                              | 46.6      | 9.3              |
| 2004             | 8.3       | -                  | 15.4        | 39.8                        | 32.7                                  | 6.4    | 4.6                           | 2.8                              | 45.6      | 9.0              |
| 2005             | 8.1       | -                  | 15.6        | 40.7                        | 31.5                                  | 6.2    | 3.1                           | 2.0                              | 42.9      | 9.5              |
| 2006             | 7.9       | -                  | 16.0        | 41.6                        | 32.7                                  | 6.3    | 3.4                           | 2.7                              | 44.0      | 9.7              |
| 2007             | 8.2       | -                  | 17.0        | 41.4                        | 32.4                                  | 5.9    | 2.6                           | 1.7                              | 42.3      | 11.1             |
| 2008             | 7.8       | -                  | 17.5        | 42.2                        | 33.2                                  | 6.0    | 3.4                           | 2.5                              | 42.2      | 11.6             |
| 2009             | 7.1       | -                  | 17.0        | 42.6                        | 32.4                                  | 5.9    | 4.1                           | 2.7                              | 40.4      | 11.2             |
| 2010             | 6.8       | -                  | 16.8        | 41.0                        | 33.8                                  | 5.7    | 3.7                           | 2.5                              | 38.9      | 11.1             |
| 2011             | 6.6       | 0.18               | 16.8        | 39.3                        | 34.0                                  | 6.0    | 3.4                           | 2.1                              | 39.9      | 10.8             |
| 2012             | 6.8       | 0.09               | 15.7        | 38.9                        | 34.8                                  | 6.0    | 4.4                           | 3.4                              | 38.3      | 9.7              |
| <b>Quarter 4</b> |           |                    |             |                             |                                       |        |                               |                                  |           |                  |
| 2003             | 4.9       | -                  | 14.9        | 40.9                        | 30.9                                  | 7.3    | 5.1                           | 3.5                              | 50.4      | 7.6              |
| 2004             | 4.8       | -                  | 14.8        | 40.3                        | 32.0                                  | 6.8    | 5.5                           | 4.1                              | 46.7      | 7.9              |
| 2005             | 4.6       | -                  | 13.8        | 41.4                        | 31.4                                  | 6.2    | 4.1                           | 3.2                              | 42.1      | 7.6              |
| 2006             | 4.9       | -                  | 14.5        | 42.3                        | 33.9                                  | 6.2    | 3.8                           | 2.7                              | 42.3      | 8.3              |
| 2007             | 4.4       | -                  | 16.0        | 43.2                        | 33.3                                  | 6.2    | 3.7                           | 2.6                              | 43.5      | 9.8              |
| 2008             | 4.3       | -                  | 15.9        | 42.8                        | 33.0                                  | 5.7    | 3.9                           | 2.6                              | 40.3      | 10.2             |
| 2009             | 4.1       | -                  | 15.3        | 42.9                        | 33.2                                  | 6.0    | 2.8                           | 2.0                              | 40.9      | 9.3              |
| 2010             | 3.9       | -                  | 15.1        | 42.4                        | 34.2                                  | 5.4    | 3.8                           | 2.9                              | 37.0      | 9.7              |
| 2011             | 3.7       | 0.12               | 14.9        | 40.2                        | 34.3                                  | 5.9    | 3.5                           | 2.8                              | 39.5      | 9.1              |
| 2012             | 4.6       | 0.09               | 14.8        | 38.7                        | 35.4                                  | 6.1    | 3.7                           | 2.8                              | 39.6      | 8.7              |
| <b>Total</b>     |           |                    |             |                             |                                       |        |                               |                                  |           |                  |
| 2003             | 5.1       | -                  | 15.5        | 40.2                        | 31.4                                  | 7.2    | 5.1                           | 3.8                              | 51.1      | 8.2              |
| 2004             | 5.2       | -                  | 15.2        | 39.8                        | 32.3                                  | 7.0    | 4.9                           | 3.5                              | 49.1      | 8.3              |
| 2005             | 5.2       | -                  | 14.8        | 40.5                        | 32.0                                  | 6.6    | 4.0                           | 2.9                              | 46.8      | 8.1              |
| 2006             | 5.2       | -                  | 15.2        | 41.5                        | 33.2                                  | 6.5    | 3.7                           | 2.6                              | 46.2      | 8.7              |
| 2007             | 5.2       | -                  | 16.1        | 41.9                        | 32.8                                  | 6.4    | 3.1                           | 2.1                              | 46.3      | 9.7              |
| 2008             | 4.9       | -                  | 16.9        | 42.1                        | 33.1                                  | 6.3    | 3.8                           | 2.6                              | 45.2      | 10.6             |
| 2009             | 4.8       | -                  | 16.5        | 42.4                        | 33.0                                  | 6.4    | 3.2                           | 2.3                              | 44.6      | 10.2             |
| 2010             | 4.5       | -                  | 16.5        | 41.7                        | 33.9                                  | 6.1    | 3.8                           | 2.5                              | 41.8      | 10.4             |
| 2011             | 4.3       | 0.12               | 16.3        | 39.6                        | 33.7                                  | 6.3    | 3.5                           | 2.5                              | 42.6      | 10.0             |
| 2012             | 4.6       | 0.09               | 15.8        | 38.8                        | 35.1                                  | 6.3    | 3.5                           | 2.7                              | 41.4      | 9.5              |

<sup>1</sup> Rates from Q2 2007 to 2012 are calculated using the Usual Residence population figures. Rates prior to Q2 2007 are based on estimated De Facto populations.<sup>2</sup> First births divided by the total number of live births (excluding those with unstated parity), multiplied by 100.<sup>3</sup> Infant mortality is the number of infant deaths per 1,000 live births.<sup>4</sup> Neonatal mortality is the number of neonatal (infants aged under 4 weeks) deaths per 1,000 live births.

**Table 1.5 Births registered, classified by area of residence of mother, October - December 2012**

| Area of residence            | Total         | Male         | Female       | Rate <sup>1</sup> |
|------------------------------|---------------|--------------|--------------|-------------------|
| <b>STATE</b>                 | <b>16,969</b> | <b>8,791</b> | <b>8,178</b> | <b>14.8</b>       |
| <b>LEINSTER</b>              | <b>9,765</b>  | <b>5,021</b> | <b>4,744</b> | <b>15.6</b>       |
| Carlow                       | 218           | 100          | 118          | 15.9              |
| Dublin City                  | 1,954         | 1,010        | 944          | 15.2              |
| South Dublin                 | 1,122         | 561          | 561          | 16.8              |
| Fingal                       | 1,291         | 671          | 620          | 18.7              |
| Dun Laoghaire Rathdown       | 663           | 340          | 323          | 12.9              |
| Kildare                      | 896           | 464          | 432          | 17.0              |
| Kilkenny                     | 299           | 144          | 155          | 12.5              |
| Laois                        | 299           | 169          | 130          | 14.7              |
| Longford                     | 144           | 77           | 67           | 14.6              |
| Louth                        | 482           | 253          | 229          | 15.6              |
| Meath                        | 772           | 407          | 365          | 16.6              |
| Offaly                       | 285           | 141          | 144          | 14.8              |
| Westmeath                    | 297           | 152          | 145          | 13.7              |
| Wexford                      | 554           | 292          | 262          | 15.1              |
| Wicklow                      | 489           | 240          | 249          | 14.2              |
| <b>MUNSTER</b>               | <b>4,312</b>  | <b>2,256</b> | <b>2,056</b> | <b>13.8</b>       |
| Clare                        | 383           | 210          | 173          | 13.1              |
| Cork City                    | 326           | 176          | 150          | 11.1              |
| Cork County                  | 1,541         | 830          | 711          | 15.3              |
| Kerry                        | 459           | 228          | 231          | 12.8              |
| Limerick City                | 197           | 106          | 91           | 14.0              |
| Limerick County              | 481           | 254          | 227          | 14.4              |
| North Tipperary              | 262           | 121          | 141          | 14.7              |
| South Tipperary              | 286           | 138          | 148          | 12.8              |
| Waterford City               | 193           | 96           | 97           | 16.6              |
| Waterford County             | 184           | 97           | 87           | 10.9              |
| <b>CONNACHT</b>              | <b>1,899</b>  | <b>1,010</b> | <b>889</b>   | <b>14.1</b>       |
| Galway City                  | 277           | 134          | 143          | 15.4              |
| Galway County                | 679           | 362          | 317          | 15.5              |
| Leitrim                      | 91            | 55           | 36           | 11.3              |
| Mayo                         | 436           | 223          | 213          | 13.4              |
| Roscommon                    | 194           | 115          | 79           | 12.0              |
| Sligo                        | 222           | 121          | 101          | 13.7              |
| <b>ULSTER (PART OF)</b>      | <b>993</b>    | <b>504</b>   | <b>489</b>   | <b>13.4</b>       |
| Cavan                        | 282           | 144          | 138          | 15.3              |
| Donegal                      | 504           | 256          | 248          | 12.5              |
| Monaghan                     | 207           | 104          | 103          | 13.5              |
| <b>REGIONAL AUTHORITIES:</b> |               |              |              |                   |
| Border                       | 1,788         | 933          | 855          | 13.8              |
| Midland                      | 1,025         | 539          | 486          | 14.4              |
| West                         | 1,586         | 834          | 752          | 14.4              |
| Dublin                       | 5,030         | 2,582        | 2,448        | 15.9              |
| Mid-East                     | 2,157         | 1,111        | 1,046        | 16.1              |
| Mid-West                     | 1,323         | 691          | 632          | 14.0              |
| South-East                   | 1,734         | 867          | 867          | 13.9              |
| South-West                   | 2,326         | 1,234        | 1,092        | 14.0              |

<sup>1</sup> Births per year per 1,000 population. Annual rates based on estimated 2012 population.



**Table 1.7 Number and percentage of births registered within and outside marriage/civil partnership, classified by age of mother, October - December 2012**

| Age of mother at maternity | Total         | Married/Civil partnership parents | Unmarried/non-Civil partnership Parents |              | % to married/civil partnership parents | % to unmarried/non-civil partnership parents |              |
|----------------------------|---------------|-----------------------------------|---|--------------|--|--|--------------|
|                            |               |                                   | Total                                   | Same address |  | Total  | Same address |
|                            | Number        |                                   |   |              | Percentage                             |  |              |
| <b>All ages</b>            | <b>16,969</b> | <b>10,968</b>                     | <b>6,001</b>                            | <b>3,371</b> | <b>64.6</b>                            | <b>35.4</b>                                  | <b>19.9</b>  |
| 15 and under               | 5             | -                                 | 5                                       | -            | -                                      | 100.0  | -            |
| 16                         | 21            | 1                                 | 20                                      | 2            | 4.8                                    | 95.2   | 9.5          |
| 17                         | 51            | 2                                 | 49                                      | 10           | 3.9                                    | 96.1   | 19.6         |
| 18                         | 106           | 14                                | 92                                      | 10           | 13.2                                   | 86.8   | 9.4          |
| 19                         | 206           | 22                                | 184                                     | 53           | 10.7                                   | 89.3   | 25.7         |
| <b>Under 20</b>            | <b>389</b>    | <b>39</b>                         | <b>350</b>                              | <b>75</b>    | <b>10.0</b>                            | <b>90.0</b>                                  | <b>19.3</b>  |
| 20                         | 223           | 19                                | 204                                     | 63           | 8.5                                    | 91.5   | 28.3         |
| 21                         | 255           | 33                                | 222                                     | 79           | 12.9                                   | 87.1   | 31.0         |
| 22                         | 298           | 47                                | 251                                     | 100          | 15.8                                   | 84.2   | 33.6         |
| 23                         | 361           | 62                                | 299                                     | 138          | 17.2                                   | 82.8   | 38.2         |
| 24                         | 433           | 120                               | 313                                     | 157          | 27.7                                   | 72.3   | 36.3         |
| <b>20-24</b>               | <b>1,570</b>  | <b>281</b>                        | <b>1,289</b>                            | <b>537</b>   | <b>17.9</b>                            | <b>82.1</b>                                  | <b>34.2</b>  |
| 25                         | 482           | 141                               | 341                                     | 177          | 29.3                                   | 70.7   | 36.7         |
| 26                         | 595           | 206                               | 389                                     | 216          | 34.6                                   | 65.4   | 36.3         |
| 27                         | 671           | 320                               | 351                                     | 204          | 47.7                                   | 52.3   | 30.4         |
| 28                         | 788           | 431                               | 357                                     | 220          | 54.7                                   | 45.3   | 27.9         |
| 29                         | 959           | 626                               | 333                                     | 205          | 65.3                                   | 34.7   | 21.4         |
| <b>25-29</b>               | <b>3,495</b>  | <b>1,724</b>                      | <b>1,771</b>                            | <b>1,022</b> | <b>49.3</b>                            | <b>50.7</b>                                  | <b>29.2</b>  |
| 30                         | 1,105         | 752                               | 353                                     | 225          | 68.1                                   | 31.9   | 20.4         |
| 31                         | 1,236         | 874                               | 362                                     | 242          | 70.7                                   | 29.3   | 19.6         |
| 32                         | 1,282         | 965                               | 317                                     | 229          | 75.3                                   | 24.7   | 17.9         |
| 33                         | 1,329         | 1,056                             | 273                                     | 184          | 79.5                                   | 20.5   | 13.8         |
| 34                         | 1,269         | 1,022                             | 247                                     | 162          | 80.5                                   | 19.5   | 12.8         |
| <b>30-34</b>               | <b>6,221</b>  | <b>4,669</b>                      | <b>1,552</b>                            | <b>1,042</b> | <b>75.1</b>                            | <b>24.9</b>                                  | <b>16.7</b>  |
| 35                         | 1,148         | 938                               | 210                                     | 145          | 81.7                                   | 18.3   | 12.6         |
| 36                         | 1,064         | 860                               | 204                                     | 133          | 80.8                                   | 19.2   | 12.5         |
| 37                         | 851           | 692                               | 159                                     | 110          | 81.3                                   | 18.7   | 12.9         |
| 38                         | 691           | 560                               | 131                                     | 88           | 81.0                                   | 19.0   | 12.7         |
| 39                         | 562           | 455                               | 107                                     | 76           | 81.0                                   | 19.0   | 13.5         |
| <b>35-39</b>               | <b>4,316</b>  | <b>3,505</b>                      | <b>811</b>                              | <b>552</b>   | <b>81.2</b>                            | <b>18.8</b>                                  | <b>12.8</b>  |
| 40                         | 414           | 318                               | 96                                      | 67           | 76.8                                   | 23.2   | 16.2         |
| 41                         | 244           | 202                               | 42                                      | 29           | 82.8                                   | 17.2   | 11.9         |
| 42                         | 144           | 110                               | 34                                      | 20           | 76.4                                   | 23.6   | 13.9         |
| 43                         | 92            | 65                                | 27                                      | 14           | 70.7                                   | 29.3   | 15.2         |
| 44                         | 32            | 21                                | 11                                      | 6            | 65.6                                   | 34.4   | 18.8         |
| <b>40-44</b>               | <b>926</b>    | <b>716</b>                        | <b>210</b>                              | <b>136</b>   | <b>77.3</b>                            | <b>22.7</b>                                  | <b>14.7</b>  |
| <b>45 and over</b>         | <b>52</b>     | <b>34</b>                         | <b>18</b>                               | <b>7</b>     | <b>65.4</b>                            | <b>34.6</b>                                  | <b>13.5</b>  |
| Age not stated             | -             | -                                 | -                                       | -            | -                                      | -  | -            |



**Table 1.8 Number and percentage of births registered within and outside marriage/civil partnership, classified by area of residence of mother, October - December 2012**

| Area of residence            | Total         | Married/Civil partnership parents | Unmarried/non-Civil partnership Parents |              | % to married/civil partnership parents | % to unmarried/non-civil partnership parents |              |
|------------------------------|---------------|-----------------------------------|---|--------------|--|--|--------------|
|                              |               |                                   | Total                                   | Same address |  | Total  | Same address |
|                              | Number        |                                   |   |              | Percentage                             |  |              |
| <b>STATE</b>                 | <b>16,969</b> | <b>10,968</b>                     | <b>6,001</b>                            | <b>3,371</b> | <b>64.6</b>                            | <b>35.4</b>                                  | <b>19.9</b>  |
| <b>LEINSTER</b>              | <b>9,765</b>  | <b>6,093</b>                      | <b>3,672</b>                            | <b>2,027</b> | <b>62.4</b>                            | <b>37.6</b>                                  | <b>20.8</b>  |
| Carlow                       | 218           | 127                               | 91                                      | 54           | 58.3                                   | 41.7   | 24.8         |
| Dublin City                  | 1,954         | 1,060                             | 894                                     | 411          | 54.2                                   | 45.8   | 21.0         |
| South Dublin                 | 1,122         | 629                               | 493                                     | 260          | 56.1                                   | 43.9   | 23.2         |
| Fingal                       | 1,291         | 854                               | 437                                     | 273          | 66.2                                   | 33.8   | 21.1         |
| Dun Laoghaire Rathdown       | 663           | 494                               | 169                                     | 84           | 74.5                                   | 25.5   | 12.7         |
| Kildare                      | 896           | 594                               | 302                                     | 172          | 66.3                                   | 33.7   | 19.2         |
| Kilkenny                     | 299           | 204                               | 95                                      | 59           | 68.2                                   | 31.8   | 19.7         |
| Laois                        | 299           | 180                               | 119                                     | 78           | 60.2                                   | 39.8   | 26.1         |
| Longford                     | 144           | 100                               | 44                                      | 25           | 69.4                                   | 30.6   | 17.4         |
| Louth                        | 482           | 285                               | 197                                     | 103          | 59.1                                   | 40.9   | 21.4         |
| Meath                        | 772           | 557                               | 215                                     | 140          | 72.2                                   | 27.8   | 18.1         |
| Offaly                       | 285           | 177                               | 108                                     | 72           | 62.1                                   | 37.9   | 25.3         |
| Westmeath                    | 297           | 203                               | 94                                      | 57           | 68.4                                   | 31.6   | 19.2         |
| Wexford                      | 554           | 318                               | 236                                     | 128          | 57.4                                   | 42.6   | 23.1         |
| Wicklow                      | 489           | 311                               | 178                                     | 111          | 63.6                                   | 36.4   | 22.7         |
| <b>MUNSTER</b>               | <b>4,312</b>  | <b>2,836</b>                      | <b>1,476</b>                            | <b>817</b>   | <b>65.8</b>                            | <b>34.2</b>                                  | <b>18.9</b>  |
| Clare                        | 383           | 248                               | 135                                     | 73           | 64.8                                   | 35.2   | 19.1         |
| Cork City                    | 326           | 158                               | 168                                     | 64           | 48.5                                   | 51.5   | 19.6         |
| Cork County                  | 1,541         | 1,113                             | 428                                     | 270          | 72.2                                   | 27.8   | 17.5         |
| Kerry                        | 459           | 323                               | 136                                     | 85           | 70.4                                   | 29.6   | 18.5         |
| Limerick City                | 197           | 92                                | 105                                     | 41           | 46.7                                   | 53.3   | 20.8         |
| Limerick County              | 481           | 336                               | 145                                     | 89           | 69.9                                   | 30.1   | 18.5         |
| North Tipperary              | 262           | 181                               | 81                                      | 48           | 69.1                                   | 30.9   | 18.3         |
| South Tipperary              | 286           | 181                               | 105                                     | 61           | 63.3                                   | 36.7   | 21.3         |
| Waterford City               | 193           | 89                                | 104                                     | 52           | 46.1                                   | 53.9   | 26.9         |
| Waterford County             | 184           | 115                               | 69                                      | 34           | 62.5                                   | 37.5   | 18.5         |
| <b>CONNACHT</b>              | <b>1,899</b>  | <b>1,359</b>                      | <b>540</b>                              | <b>353</b>   | <b>71.6</b>                            | <b>28.4</b>                                  | <b>18.6</b>  |
| Galway City                  | 277           | 183                               | 94                                      | 65           | 66.1                                   | 33.9   | 23.5         |
| Galway County                | 679           | 523                               | 156                                     | 105          | 77.0                                   | 23.0   | 15.5         |
| Leitrim                      | 91            | 63                                | 28                                      | 22           | 69.2                                   | 30.8   | 24.2         |
| Mayo                         | 436           | 299                               | 137                                     | 84           | 68.6                                   | 31.4   | 19.3         |
| Roscommon                    | 194           | 140                               | 54                                      | 36           | 72.2                                   | 27.8   | 18.6         |
| Sligo                        | 222           | 151                               | 71                                      | 41           | 68.0                                   | 32.0   | 18.5         |
| <b>ULSTER (PART OF)</b>      | <b>993</b>    | <b>680</b>                        | <b>313</b>                              | <b>174</b>   | <b>68.5</b>                            | <b>31.5</b>                                  | <b>17.5</b>  |
| Cavan                        | 282           | 190                               | 92                                      | 61           | 67.4                                   | 32.6   | 21.6         |
| Donegal                      | 504           | 351                               | 153                                     | 76           | 69.6                                   | 30.4   | 15.1         |
| Monaghan                     | 207           | 139                               | 68                                      | 37           | 67.1                                   | 32.9   | 17.9         |
| <b>REGIONAL AUTHORITIES:</b> |               |                                   |   |              |  |  |              |
| Border                       | 1,788         | 1,179                             | 609                                     | 340          | 65.9                                   | 34.1   | 19.0         |
| Midland                      | 1,025         | 660                               | 365                                     | 232          | 64.4                                   | 35.6   | 22.6         |
| West                         | 1,586         | 1,145                             | 441                                     | 290          | 72.2                                   | 27.8   | 18.3         |
| Dublin                       | 5,030         | 3,037                             | 1,993                                   | 1,028        | 60.4                                   | 39.6   | 20.4         |
| Mid-East                     | 2,157         | 1,462                             | 695                                     | 423          | 67.8                                   | 32.2   | 19.6         |
| Mid-West                     | 1,323         | 857                               | 466                                     | 251          | 64.8                                   | 35.2   | 19.0         |
| South-East                   | 1,734         | 1,034                             | 700                                     | 388          | 59.6                                   | 40.4   | 22.4         |
| South-West                   | 2,326         | 1,594                             | 732                                     | 419          | 68.5                                   | 31.5   | 18.0         |

**Table 1.9 Births registered, classified by area of residence and age of mother, October - December 2012**

| Area of residence            | Total         | Under 20   | 20-24        | 25-29        | 30-34        | 35-39        | 40 and over | Age not stated | Average age of mother at maternity |             |
|------------------------------|---------------|------------|--------------|--------------|--------------|--------------|-------------|----------------|------------------------------------|-------------|
|                              |               |            |              |              |              |              |             |                | Total                              | First       |
| <b>STATE</b>                 | <b>16,969</b> | <b>389</b> | <b>1,570</b> | <b>3,495</b> | <b>6,221</b> | <b>4,316</b> | <b>978</b>  | -              | <b>32.1</b>                        | <b>30.1</b> |
| <b>LEINSTER</b>              | <b>9,765</b>  | <b>228</b> | <b>952</b>   | <b>2,080</b> | <b>3,548</b> | <b>2,419</b> | <b>538</b>  | -              | <b>31.9</b>                        | <b>30.0</b> |
| Carlow                       | 218           | 4          | 29           | 43           | 78           | 58           | 6           | -              | 31.4                               | 28.8        |
| Dublin City                  | 1,954         | 61         | 244          | 443          | 647          | 443          | 116         | -              | 31.4                               | 30.0        |
| South Dublin                 | 1,122         | 33         | 135          | 259          | 388          | 248          | 59          | -              | 31.4                               | 29.6        |
| Fingal                       | 1,291         | 26         | 88           | 288          | 496          | 337          | 56          | -              | 32.2                               | 30.3        |
| Dun Laoghaire Rathdown       | 663           | 4          | 37           | 79           | 266          | 228          | 49          | -              | 33.8                               | 32.2        |
| Kildare                      | 896           | 20         | 66           | 197          | 327          | 238          | 48          | -              | 32.2                               | 30.0        |
| Kilkenny                     | 299           | 5          | 24           | 58           | 112          | 80           | 20          | -              | 32.6                               | 30.6        |
| Laois                        | 299           | 9          | 30           | 66           | 123          | 61           | 10          | -              | 31.3                               | 28.6        |
| Longford                     | 144           | 3          | 14           | 32           | 52           | 28           | 15          | -              | 32.1                               | 29.9        |
| Louth                        | 482           | 8          | 62           | 114          | 159          | 114          | 25          | -              | 31.4                               | 28.8        |
| Meath                        | 772           | 5          | 45           | 158          | 314          | 208          | 42          | -              | 32.7                               | 30.8        |
| Offaly                       | 285           | 10         | 38           | 64           | 105          | 55           | 13          | -              | 31.0                               | 28.5        |
| Westmeath                    | 297           | 7          | 33           | 60           | 108          | 74           | 15          | -              | 31.9                               | 30.0        |
| Wexford                      | 554           | 19         | 68           | 119          | 201          | 119          | 28          | -              | 31.2                               | 28.9        |
| Wicklow                      | 489           | 14         | 39           | 100          | 172          | 128          | 36          | -              | 32.4                               | 30.2        |
| <b>MUNSTER</b>               | <b>4,312</b>  | <b>109</b> | <b>384</b>   | <b>844</b>   | <b>1,593</b> | <b>1,127</b> | <b>255</b>  | -              | <b>32.2</b>                        | <b>29.9</b> |
| Clare                        | 383           | 13         | 37           | 64           | 134          | 95           | 40          | -              | 32.4                               | 30.1        |
| Cork City                    | 326           | 9          | 54           | 82           | 101          | 63           | 17          | -              | 30.5                               | 29.0        |
| Cork County                  | 1,541         | 27         | 103          | 272          | 611          | 440          | 88          | -              | 32.7                               | 30.9        |
| Kerry                        | 459           | 11         | 30           | 75           | 181          | 132          | 30          | -              | 32.8                               | 30.5        |
| Limerick City                | 197           | 6          | 32           | 58           | 55           | 31           | 15          | -              | 30.4                               | 27.8        |
| Limerick County              | 481           | 12         | 42           | 82           | 173          | 145          | 27          | -              | 32.5                               | 30.2        |
| North Tipperary              | 262           | 9          | 26           | 50           | 108          | 57           | 12          | -              | 31.7                               | 29.4        |
| South Tipperary              | 286           | 8          | 22           | 63           | 96           | 84           | 13          | -              | 32.0                               | 29.1        |
| Waterford City               | 193           | 9          | 23           | 56           | 64           | 33           | 8           | -              | 30.5                               | 27.5        |
| Waterford County             | 184           | 5          | 15           | 42           | 70           | 47           | 5           | -              | 31.6                               | 29.6        |
| <b>CONNACHT</b>              | <b>1,899</b>  | <b>35</b>  | <b>144</b>   | <b>321</b>   | <b>696</b>   | <b>560</b>   | <b>143</b>  | -              | <b>32.8</b>                        | <b>30.8</b> |
| Galway City                  | 277           | 7          | 28           | 58           | 97           | 70           | 17          | -              | 31.9                               | 30.3        |
| Galway County                | 679           | 10         | 40           | 96           | 253          | 218          | 62          | -              | 33.5                               | 31.2        |
| Leitrim                      | 91            | 2          | 6            | 20           | 29           | 31           | 3           | -              | 32.5                               | 30.2        |
| Mayo                         | 436           | 9          | 32           | 72           | 167          | 122          | 34          | -              | 32.7                               | 31.2        |
| Roscommon                    | 194           | 3          | 14           | 38           | 62           | 61           | 16          | -              | 32.9                               | 31.1        |
| Sligo                        | 222           | 4          | 24           | 37           | 88           | 58           | 11          | -              | 32.1                               | 29.8        |
| <b>ULSTER (PART OF)</b>      | <b>993</b>    | <b>17</b>  | <b>90</b>    | <b>250</b>   | <b>384</b>   | <b>210</b>   | <b>42</b>   | -              | <b>31.6</b>                        | <b>29.4</b> |
| Cavan                        | 282           | 4          | 25           | 83           | 105          | 56           | 9           | -              | 31.4                               | 29.9        |
| Donegal                      | 504           | 12         | 47           | 108          | 191          | 121          | 25          | -              | 31.8                               | 29.3        |
| Monaghan                     | 207           | 1          | 18           | 59           | 88           | 33           | 8           | -              | 31.3                               | 29.1        |
| <b>REGIONAL AUTHORITIES:</b> |               |            |              |              |              |              |             |                |                                    |             |
| Border                       | 1,788         | 31         | 182          | 421          | 660          | 413          | 81          | -              | 31.7                               | 29.3        |
| Midland                      | 1,025         | 29         | 115          | 222          | 388          | 218          | 53          | -              | 31.5                               | 29.2        |
| West                         | 1,586         | 29         | 114          | 264          | 579          | 471          | 129         | -              | 32.9                               | 31.0        |
| Dublin                       | 5,030         | 124        | 504          | 1,069        | 1,797        | 1,256        | 280         | -              | 31.9                               | 30.3        |
| Mid-East                     | 2,157         | 39         | 150          | 455          | 813          | 574          | 126         | -              | 32.4                               | 30.3        |
| Mid-West                     | 1,323         | 40         | 137          | 254          | 470          | 328          | 94          | -              | 32.0                               | 29.6        |
| South-East                   | 1,734         | 50         | 181          | 381          | 621          | 421          | 80          | -              | 31.6                               | 29.1        |
| South-West                   | 2,326         | 47         | 187          | 429          | 893          | 635          | 135         | -              | 32.4                               | 30.5        |

**Table 1.10 Births registered outside marriage/civil partnership, classified by area of residence and age of mother, October - December 2012**

| Area of residence            | Total        | Under 25     | 25-29        | 30-34        | 35-39      | 40 and over | Age not stated | Average age of mother at maternity |             |
|------------------------------|--------------|--------------|--------------|--------------|------------|-------------|----------------|------------------------------------|-------------|
|                              |              |              |              |              |            |             |                | Total                              | First       |
| <b>STATE</b>                 | <b>6,001</b> | <b>1,639</b> | <b>1,771</b> | <b>1,552</b> | <b>811</b> | <b>228</b>  | -              | <b>29.1</b>                        | <b>27.4</b> |
| <b>LEINSTER</b>              | <b>3,672</b> | <b>980</b>   | <b>1,091</b> | <b>965</b>   | <b>492</b> | <b>144</b>  | -              | <b>29.1</b>                        | <b>27.7</b> |
| Carlow                       | 91           | 26           | 29           | 22           | 12         | 2           | -              | 28.5                               | 27.0        |
| Dublin City                  | 894          | 260          | 253          | 215          | 121        | 45          | -              | 29.0                               | 27.7        |
| South Dublin                 | 493          | 140          | 132          | 138          | 65         | 18          | -              | 29.1                               | 27.5        |
| Fingal                       | 437          | 79           | 143          | 132          | 70         | 13          | -              | 29.9                               | 28.5        |
| Dun Laoghaire Rathdown       | 169          | 35           | 36           | 54           | 37         | 7           | -              | 30.9                               | 30.2        |
| Kildare                      | 302          | 81           | 93           | 74           | 44         | 10          | -              | 29.0                               | 27.3        |
| Kilkenny                     | 95           | 26           | 33           | 25           | 9          | 2           | -              | 28.6                               | 28.3        |
| Laois                        | 119          | 37           | 37           | 32           | 10         | 3           | -              | 28.3                               | 25.4        |
| Longford                     | 44           | 12           | 11           | 14           | 5          | 2           | -              | 29.2                               | 27.5        |
| Louth                        | 197          | 61           | 66           | 40           | 22         | 8           | -              | 28.4                               | 26.0        |
| Meath                        | 215          | 41           | 72           | 67           | 27         | 8           | -              | 29.8                               | 27.7        |
| Offaly                       | 108          | 40           | 36           | 21           | 8          | 3           | -              | 27.5                               | 26.2        |
| Westmeath                    | 94           | 25           | 30           | 21           | 14         | 4           | -              | 29.2                               | 28.1        |
| Wexford                      | 236          | 74           | 72           | 63           | 20         | 7           | -              | 28.1                               | 26.6        |
| Wicklow                      | 178          | 43           | 48           | 47           | 28         | 12          | -              | 30.0                               | 28.6        |
| <b>MUNSTER</b>               | <b>1,476</b> | <b>427</b>   | <b>442</b>   | <b>364</b>   | <b>192</b> | <b>51</b>   | -              | <b>28.7</b>                        | <b>27.0</b> |
| Clare                        | 135          | 45           | 36           | 31           | 13         | 10          | -              | 28.6                               | 27.1        |
| Cork City                    | 168          | 53           | 61           | 36           | 15         | 3           | -              | 27.9                               | 27.0        |
| Cork County                  | 428          | 112          | 122          | 115          | 63         | 16          | -              | 29.5                               | 28.0        |
| Kerry                        | 136          | 34           | 29           | 36           | 29         | 8           | -              | 30.2                               | 28.2        |
| Limerick City                | 105          | 32           | 40           | 17           | 11         | 5           | -              | 28.1                               | 25.7        |
| Limerick County              | 145          | 45           | 42           | 32           | 22         | 4           | -              | 28.5                               | 27.1        |
| North Tipperary              | 81           | 30           | 20           | 24           | 7          | -           | -              | 27.5                               | 25.3        |
| South Tipperary              | 105          | 29           | 29           | 32           | 13         | 2           | -              | 28.5                               | 25.2        |
| Waterford City               | 104          | 28           | 40           | 25           | 10         | 1           | -              | 27.9                               | 25.3        |
| Waterford County             | 69           | 19           | 23           | 16           | 9          | 2           | -              | 28.4                               | 26.9        |
| <b>CONNACHT</b>              | <b>540</b>   | <b>140</b>   | <b>134</b>   | <b>153</b>   | <b>90</b>  | <b>23</b>   | -              | <b>29.6</b>                        | <b>27.7</b> |
| Galway City                  | 94           | 23           | 23           | 26           | 18         | 4           | -              | 29.9                               | 29.0        |
| Galway County                | 156          | 37           | 33           | 46           | 31         | 9           | -              | 30.2                               | 27.6        |
| Leitrim                      | 28           | 7            | 8            | 8            | 5          | -           | -              | 29.5                               | 28.4        |
| Mayo                         | 137          | 35           | 35           | 39           | 22         | 6           | -              | 29.6                               | 27.3        |
| Roscommon                    | 54           | 14           | 14           | 16           | 8          | 2           | -              | 29.3                               | 27.3        |
| Sligo                        | 71           | 24           | 21           | 18           | 6          | 2           | -              | 28.1                               | 26.9        |
| <b>ULSTER (PART OF)</b>      | <b>313</b>   | <b>92</b>    | <b>104</b>   | <b>70</b>    | <b>37</b>  | <b>10</b>   | -              | <b>28.5</b>                        | <b>26.6</b> |
| Cavan                        | 92           | 25           | 32           | 19           | 12         | 4           | -              | 28.9                               | 27.4        |
| Donegal                      | 153          | 51           | 48           | 27           | 23         | 4           | -              | 28.2                               | 25.8        |
| Monaghan                     | 68           | 16           | 24           | 24           | 2          | 2           | -              | 28.8                               | 27.1        |
| <b>REGIONAL AUTHORITIES:</b> |              |              |              |              |            |             |                |                                    |             |
| Border                       | 609          | 184          | 199          | 136          | 70         | 20          | -              | 28.5                               | 26.5        |
| Midland                      | 365          | 114          | 114          | 88           | 37         | 12          | -              | 28.4                               | 26.7        |
| West                         | 441          | 109          | 105          | 127          | 79         | 21          | -              | 29.8                               | 27.8        |
| Dublin                       | 1,993        | 514          | 564          | 539          | 293        | 83          | -              | 29.4                               | 28.1        |
| Mid-East                     | 695          | 165          | 213          | 188          | 99         | 30          | -              | 29.5                               | 27.8        |
| Mid-West                     | 466          | 152          | 138          | 104          | 53         | 19          | -              | 28.3                               | 26.5        |
| South-East                   | 700          | 202          | 226          | 183          | 73         | 16          | -              | 28.3                               | 26.6        |
| South-West                   | 732          | 199          | 212          | 187          | 107        | 27          | -              | 29.2                               | 27.8        |

**Table 1.11 Births registered, classified by nationality of mother, marital status and age, October - December 2012**

| Nationality of mother              | Total births  | % of total births | % of births outside marriage/civil partnership | Average age |
|------------------------------------|---------------|-------------------|--|-------------|
| <b>TOTAL</b>                       | <b>16,969</b> | <b>100.0</b>      | <b>35.4</b>                                    | <b>32.1</b> |
| Ireland                            | 12,811        | 75.5              | 35.3   | 32.4        |
| United Kingdom                     | 450           | 2.7               | 46.9   | 32.1        |
| EU15 excl. Irl & UK                | 258           | 1.5               | 47.3   | 33.4        |
| Accession states (EU27 excl. EU15) | 1,927         | 11.4              | 38.2   | 29.8        |
| Other                              | 1,283         | 7.6               | 24.4   | 31.7        |
| Not stated                         | 240           | 1.4               | 42.9   | 31.0        |

**Table 1.12 Deaths registered by county of residence of deceased, October - December 2012**

| Area of residence            | Total        | Male         | Female       | Rate <sup>1</sup> |
|------------------------------|--------------|--------------|--------------|-------------------|
| <b>STATE</b>                 | <b>6,964</b> | <b>3,598</b> | <b>3,366</b> | <b>6.1</b>        |
| <b>LEINSTER</b>              | <b>3,480</b> | <b>1,778</b> | <b>1,702</b> | <b>5.6</b>        |
| Carlow                       | 85           | 52           | 33           | 6.2               |
| Dublin City                  | 957          | 488          | 469          | 7.4               |
| South Dublin                 | 218          | 115          | 103          | 3.3               |
| Fingal                       | 266          | 135          | 131          | 3.9               |
| Dun Laoghaire Rathdown       | 352          | 156          | 196          | 6.8               |
| Kildare                      | 230          | 124          | 106          | 4.4               |
| Kilkenny                     | 133          | 73           | 60           | 5.5               |
| Laois                        | 127          | 69           | 58           | 6.2               |
| Longford                     | 72           | 42           | 30           | 7.3               |
| Louth                        | 178          | 91           | 87           | 5.7               |
| Meath                        | 200          | 112          | 88           | 4.3               |
| Offaly                       | 104          | 49           | 55           | 5.4               |
| Westmeath                    | 134          | 71           | 63           | 6.2               |
| Wexford                      | 218          | 100          | 118          | 6.0               |
| Wicklow                      | 206          | 101          | 105          | 6.0               |
| <b>MUNSTER</b>               | <b>2,041</b> | <b>1,084</b> | <b>957</b>   | <b>6.6</b>        |
| Clare                        | 165          | 100          | 65           | 5.6               |
| Cork City                    | 245          | 144          | 101          | 8.4               |
| Cork County                  | 563          | 312          | 251          | 5.6               |
| Kerry                        | 251          | 127          | 124          | 7.0               |
| Limerick City                | 129          | 56           | 73           | 9.2               |
| Limerick County              | 230          | 122          | 108          | 6.9               |
| North Tipperary              | 132          | 59           | 73           | 7.4               |
| South Tipperary              | 146          | 82           | 64           | 6.5               |
| Waterford City               | 61           | 21           | 40           | 5.3               |
| Waterford County             | 119          | 61           | 58           | 7.0               |
| <b>CONNACHT</b>              | <b>935</b>   | <b>479</b>   | <b>456</b>   | <b>6.9</b>        |
| Galway City                  | 64           | 32           | 32           | 3.6               |
| Galway County                | 313          | 161          | 152          | 7.1               |
| Leitrim                      | 59           | 37           | 22           | 7.3               |
| Mayo                         | 248          | 120          | 128          | 7.6               |
| Roscommon                    | 146          | 77           | 69           | 9.1               |
| Sligo                        | 105          | 52           | 53           | 6.5               |
| <b>ULSTER (PART OF)</b>      | <b>508</b>   | <b>257</b>   | <b>251</b>   | <b>6.9</b>        |
| Cavan                        | 129          | 67           | 62           | 7.0               |
| Donegal                      | 277          | 135          | 142          | 6.9               |
| Monaghan                     | 102          | 55           | 47           | 6.7               |
| <b>REGIONAL AUTHORITIES:</b> |              |              |              |                   |
| Border                       | 850          | 437          | 413          | 6.6               |
| Midland                      | 437          | 231          | 206          | 6.1               |
| West                         | 771          | 390          | 381          | 7.0               |
| Dublin                       | 1,793        | 894          | 899          | 5.7               |
| Mid-East                     | 636          | 337          | 299          | 4.8               |
| Mid-West                     | 656          | 337          | 319          | 6.9               |
| South-East                   | 762          | 389          | 373          | 6.1               |
| South-West                   | 1,059        | 583          | 476          | 6.4               |

<sup>1</sup> Deaths per year per 1,000 population. Annual rates based on estimated 2012 Usual Residence population.

**Table 1.13 Deaths registered by cause of death and county of residence of deceased,  
October - December 2012**

| Area of residence            | Total deaths | Malignant Neoplasms | Diseases of the Circulatory system | Diseases of the Respiratory system | External causes | All other causes |
|------------------------------|--------------|---------------------|------------------------------------|------------------------------------|-----------------|------------------|
| <b>STATE</b>                 | <b>6,964</b> | <b>2,044</b>        | <b>2,208</b>                       | <b>739</b>                         | <b>450</b>      | <b>1,523</b>     |
| <b>LEINSTER</b>              | <b>3,480</b> | <b>1,060</b>        | <b>1,062</b>                       | <b>399</b>                         | <b>197</b>      | <b>762</b>       |
| Carlow                       | 85           | 16                  | 32                                 | 21                                 | 2               | 14               |
| Dublin City                  | 957          | 284                 | 279                                | 108                                | 60              | 226              |
| South Dublin                 | 218          | 72                  | 51                                 | 25                                 | 14              | 56               |
| Fingal                       | 266          | 87                  | 76                                 | 26                                 | 16              | 61               |
| Dun Laoghaire Rathdown       | 352          | 116                 | 104                                | 42                                 | 12              | 78               |
| Kildare                      | 230          | 81                  | 62                                 | 27                                 | 16              | 44               |
| Kilkenny                     | 133          | 42                  | 57                                 | 10                                 | 3               | 21               |
| Laois                        | 127          | 44                  | 40                                 | 14                                 | 8               | 21               |
| Longford                     | 72           | 17                  | 26                                 | 14                                 | 4               | 11               |
| Louth                        | 178          | 57                  | 61                                 | 20                                 | 14              | 26               |
| Meath                        | 200          | 51                  | 66                                 | 19                                 | 15              | 49               |
| Offaly                       | 104          | 34                  | 34                                 | 11                                 | 6               | 19               |
| Westmeath                    | 134          | 40                  | 42                                 | 13                                 | 3               | 36               |
| Wexford                      | 218          | 58                  | 67                                 | 24                                 | 14              | 55               |
| Wicklow                      | 206          | 61                  | 65                                 | 25                                 | 10              | 45               |
| <b>MUNSTER</b>               | <b>2,041</b> | <b>586</b>          | <b>665</b>                         | <b>188</b>                         | <b>160</b>      | <b>442</b>       |
| Clare                        | 165          | 28                  | 68                                 | 18                                 | 17              | 34               |
| Cork City                    | 245          | 76                  | 65                                 | 25                                 | 30              | 49               |
| Cork County                  | 563          | 170                 | 187                                | 41                                 | 31              | 134              |
| Kerry                        | 251          | 77                  | 78                                 | 30                                 | 14              | 52               |
| Limerick City                | 129          | 32                  | 39                                 | 11                                 | 11              | 36               |
| Limerick County              | 230          | 71                  | 79                                 | 17                                 | 17              | 46               |
| North Tipperary              | 132          | 40                  | 38                                 | 17                                 | 9               | 28               |
| South Tipperary              | 146          | 35                  | 55                                 | 11                                 | 17              | 28               |
| Waterford City               | 61           | 18                  | 20                                 | 6                                  | 6               | 11               |
| Waterford County             | 119          | 39                  | 36                                 | 12                                 | 8               | 24               |
| <b>CONNACHT</b>              | <b>935</b>   | <b>254</b>          | <b>307</b>                         | <b>93</b>                          | <b>69</b>       | <b>212</b>       |
| Galway City                  | 64           | 17                  | 21                                 | 9                                  | 2               | 15               |
| Galway County                | 313          | 92                  | 95                                 | 25                                 | 29              | 72               |
| Leitrim                      | 59           | 14                  | 23                                 | 4                                  | 4               | 14               |
| Mayo                         | 248          | 60                  | 88                                 | 28                                 | 18              | 54               |
| Roscommon                    | 146          | 39                  | 47                                 | 15                                 | 8               | 37               |
| Sligo                        | 105          | 32                  | 33                                 | 12                                 | 8               | 20               |
| <b>ULSTER (PART OF)</b>      | <b>508</b>   | <b>144</b>          | <b>174</b>                         | <b>59</b>                          | <b>24</b>       | <b>107</b>       |
| Cavan                        | 129          | 35                  | 44                                 | 11                                 | 10              | 29               |
| Donegal                      | 277          | 85                  | 92                                 | 36                                 | 7               | 57               |
| Monaghan                     | 102          | 24                  | 38                                 | 12                                 | 7               | 21               |
| <b>REGIONAL AUTHORITIES:</b> |              |                     |                                    |                                    |                 |                  |
| Border                       | 850          | 247                 | 291                                | 95                                 | 50              | 167              |
| Midland                      | 437          | 135                 | 142                                | 52                                 | 21              | 87               |
| West                         | 771          | 208                 | 251                                | 77                                 | 57              | 178              |
| Dublin                       | 1,793        | 559                 | 510                                | 201                                | 102             | 421              |
| Mid-East                     | 636          | 193                 | 193                                | 71                                 | 41              | 138              |
| Mid-West                     | 656          | 171                 | 224                                | 63                                 | 54              | 144              |
| South-East                   | 762          | 208                 | 267                                | 84                                 | 50              | 153              |
| South-West                   | 1,059        | 323                 | 330                                | 96                                 | 75              | 235              |

**Table 1.14 Deaths registered classified by cause and age group, October - December 2012**

| Cause of Death   | 65 COD Code | ICD-10 Code     | Total Deaths | Age Group |          |           |           |            |            |            |            |              |              |              |
|--|-------------|-----------------|--------------|-----------|----------|-----------|-----------|------------|------------|------------|------------|--------------|--------------|--------------|
|  |             |                 |              | Under 1   | 1-4      | 5-14      | 15-24     | 25-34      | 35-44      | 45-54      | 55-64      | 65-74        | 75-84        | 85 and over  |
| <b>Total deaths</b>  | <b>0</b>    | <b>A00-Y89</b>  | <b>6,964</b> | <b>63</b> | <b>8</b> | <b>16</b> | <b>56</b> | <b>125</b> | <b>208</b> | <b>360</b> | <b>691</b> | <b>1,200</b> | <b>2,024</b> | <b>2,213</b> |
| <b>Infectious and parasitic diseases:-</b>                                     | <b>1</b>    | <b>A00-B99</b>  | <b>56</b>    | <b>2</b>  | <b>1</b> | <b>0</b>  | <b>0</b>  | <b>3</b>   | <b>4</b>   | <b>1</b>   | <b>2</b>   | <b>7</b>     | <b>19</b>    | <b>17</b>    |
| Tuberculosis   | 2           | A15-A19,B90     | 6            | 0         | 0        | 0         | 0         | 0          | 0          | 0          | 0          | 2            | 2            | 2            |
| Meningococcal infection  | 3           | A39             | 0            | 0         | 0        | 0         | 0         | 0          | 0          | 0          | 0          | 0            | 0            | 0            |
| AIDS (HIV Disease)   | 4           | B20-B24         | 4            | 0         | 0        | 0         | 0         | 1          | 2          | 0          | 0          | 1            | 0            | 0            |
| Viral Hepatitis  | 5           | B15-B19         | 3            | 0         | 0        | 0         | 0         | 2          | 1          | 0          | 0          | 0            | 0            | 0            |
| Other infectious and parasitic diseases  |             |                 | 43           | 2         | 1        | 0         | 0         | 0          | 1          | 1          | 2          | 4            | 17           | 15           |
| <b>Neoplasms</b>   | <b>6</b>    | <b>C00-D48</b>  | <b>2,095</b> | <b>0</b>  | <b>1</b> | <b>3</b>  | <b>7</b>  | <b>15</b>  | <b>50</b>  | <b>133</b> | <b>336</b> | <b>550</b>   | <b>631</b>   | <b>369</b>   |
| <b>Malignant Neoplasms of the:-</b>  | <b>7</b>    | <b>C00-C97</b>  | <b>2,044</b> | <b>0</b>  | <b>1</b> | <b>3</b>  | <b>7</b>  | <b>15</b>  | <b>49</b>  | <b>129</b> | <b>335</b> | <b>538</b>   | <b>609</b>   | <b>358</b>   |
| Lip, oral cavity, pharynx  | 8           | C00-C14         | 40           | 0         | 0        | 0         | 0         | 0          | 0          | 7          | 8          | 11           | 9            | 5            |
| Oesophagus   | 9           | C15             | 73           | 0         | 0        | 0         | 0         | 0          | 2          | 4          | 9          | 29           | 20           | 9            |
| Stomach  | 10          | C16             | 68           | 0         | 0        | 0         | 0         | 0          | 1          | 3          | 12         | 19           | 21           | 12           |
| Colon  | 11          | C18             | 129          | 0         | 0        | 0         | 0         | 0          | 2          | 8          | 16         | 38           | 44           | 21           |
| Rectum and anus  | 12          | C19-C21         | 98           | 0         | 0        | 0         | 0         | 0          | 2          | 4          | 19         | 19           | 39           | 15           |
| Liver and the intrahepatic bile ducts  | 13          | C22             | 59           | 0         | 0        | 0         | 0         | 0          | 3          | 2          | 7          | 16           | 17           | 14           |
| Pancreas   | 14          | C25             | 114          | 0         | 0        | 0         | 0         | 0          | 0          | 6          | 19         | 36           | 34           | 19           |
| Larynx and trachea/bronchus /lung  | 15          | C32-C34         | 469          | 0         | 0        | 0         | 0         | 0          | 4          | 22         | 110        | 141          | 135          | 57           |
| Skin   | 16          | C43             | 40           | 0         | 0        | 0         | 1         | 2          | 0          | 5          | 3          | 8            | 13           | 8            |
| Breast   | 17          | C50             | 165          | 0         | 0        | 0         | 0         | 4          | 13         | 21         | 19         | 40           | 37           | 31           |
| Cervix uteri   | 18          | C53             | 15           | 0         | 0        | 0         | 0         | 2          | 6          | 1          | 2          | 1            | 1            | 2            |
| Other parts of uterus  | 19          | C54-C55         | 18           | 0         | 0        | 0         | 0         | 0          | 0          | 1          | 2          | 6            | 5            | 4            |
| Ovary  | 20          | C56             | 72           | 0         | 0        | 0         | 0         | 1          | 2          | 8          | 10         | 20           | 17           | 14           |
| Prostate   | 21          | C61             | 131          | 0         | 0        | 0         | 0         | 0          | 1          | 0          | 7          | 29           | 54           | 40           |
| Kidney   | 22          | C64             | 41           | 0         | 0        | 0         | 0         | 0          | 1          | 4          | 7          | 12           | 7            | 10           |
| Bladder  | 23          | C67             | 49           | 0         | 0        | 0         | 0         | 0          | 1          | 4          | 6          | 6            | 13           | 19           |
| Lymph/haematopoietic tissue  | 24          | C81-C96         | 171          | 0         | 0        | 1         | 2         | 0          | 1          | 11         | 27         | 39           | 62           | 28           |
| Other malignant neoplasms  |             |                 | 292          | 0         | 1        | 2         | 4         | 6          | 10         | 18         | 52         | 68           | 81           | 50           |
| <b>Diseases of the blood and blood-forming organs, immunological disorders</b> | <b>25</b>   | <b>D50-D89</b>  | <b>24</b>    | <b>0</b>  | <b>0</b> | <b>0</b>  | <b>1</b>  | <b>0</b>   | <b>0</b>   | <b>2</b>   | <b>4</b>   | <b>4</b>     | <b>2</b>     | <b>11</b>    |
| <b>Endocrine, Nutritional and metabolic diseases</b>                           | <b>26</b>   | <b>E00-E90</b>  | <b>177</b>   | <b>0</b>  | <b>0</b> | <b>1</b>  | <b>1</b>  | <b>7</b>   | <b>4</b>   | <b>4</b>   | <b>12</b>  | <b>29</b>    | <b>75</b>    | <b>44</b>    |
| Diabetes mellitus  | 27          | E10-E14         | 125          | 0         | 0        | 0         | 0         | 1          | 2          | 4          | 9          | 20           | 62           | 27           |
| <b>Mental and behavioural disorders</b>  | <b>28</b>   | <b>F00-F99</b>  | <b>232</b>   | <b>0</b>  | <b>0</b> | <b>0</b>  | <b>0</b>  | <b>1</b>   | <b>2</b>   | <b>1</b>   | <b>2</b>   | <b>21</b>    | <b>64</b>    | <b>141</b>   |
| Alcohol abuse (including alcoholic psychosis)                                  | 29          | F10             | 2            | 0         | 0        | 0         | 0         | 0          | 1          | 1          | 0          | 0            | 0            | 0            |
| Drug dependence, toxicomania   | 30          | F11-F16,F18-F19 | 0            | 0         | 0        | 0         | 0         | 0          | 0          | 0          | 0          | 0            | 0            | 0            |
| <b>Diseases of the nervous system and the sense organs</b>                     | <b>31</b>   | <b>G00-H95</b>  | <b>361</b>   | <b>1</b>  | <b>2</b> | <b>2</b>  | <b>2</b>  | <b>3</b>   | <b>9</b>   | <b>12</b>  | <b>32</b>  | <b>50</b>    | <b>125</b>   | <b>123</b>   |
| Meningitis   | 32          | G00-G03         | 2            | 1         | 0        | 0         | 0         | 0          | 0          | 1          | 0          | 0            | 0            | 0            |
| <b>Diseases of the Circulatory System:-</b>                                    | <b>33</b>   | <b>I00-I99</b>  | <b>2,208</b> | <b>0</b>  | <b>1</b> | <b>1</b>  | <b>1</b>  | <b>10</b>  | <b>26</b>  | <b>98</b>  | <b>141</b> | <b>307</b>   | <b>692</b>   | <b>931</b>   |
| Ischaemic heart disease  | 34          | I20-I25         | 1,107        | 0         | 0        | 0         | 0         | 4          | 12         | 48         | 84         | 198          | 354          | 407          |
| of which: (Acute myocardial infarction)  |             | I21             | 538          | 0         | 0        | 0         | 0         | 2          | 2          | 17         | 34         | 99           | 169          | 215          |
| Other heart disease  | 35          | I30-I33,I39-I52 | 334          | 0         | 0        | 0         | 0         | 3          | 8          | 23         | 13         | 26           | 92           | 169          |
| Cerebrovascular disease  | 36          | I60-I69         | 461          | 0         | 1        | 0         | 0         | 0          | 2          | 16         | 20         | 41           | 149          | 232          |
| Other diseases of circulatory system   |             |                 | 306          | 0         | 0        | 1         | 1         | 3          | 4          | 11         | 24         | 42           | 97           | 123          |

|   |           |                 |            |           |          |          |           |           |           |           |           |            |            |            |
|---|-----------|-----------------|------------|-----------|----------|----------|-----------|-----------|-----------|-----------|-----------|------------|------------|------------|
| <b>Diseases of the Respiratory system</b>                                 | <b>37</b> | <b>J00-J99</b>  | <b>739</b> | <b>0</b>  | <b>0</b> | <b>1</b> | <b>0</b>  | <b>4</b>  | <b>3</b>  | <b>11</b> | <b>37</b> | <b>113</b> | <b>231</b> | <b>339</b> |
| Influenza   | 38        | J10-J11         | 0          | 0         | 0        | 0        | 0         | 0         | 0         | 0         | 0         | 0          | 0          | 0          |
| Pneumonia   | 39        | J12-J19         | 220        | 0         | 0        | 0        | 0         | 0         | 1         | 6         | 4         | 20         | 49         | 140        |
| Chronic Lower respiratory disease   | 40        | J40-J47         | 339        | 0         | 0        | 1        | 0         | 2         | 0         | 3         | 24        | 60         | 118        | 131        |
| of which: Asthma  | 41        | J45-J46         | 8          | 0         | 0        | 1        | 0         | 1         | 0         | 0         | 0         | 0          | 2          | 4          |
| Other diseases of the respiratory system                                  |           |                 | 180        | 0         | 0        | 0        | 0         | 2         | 2         | 2         | 9         | 33         | 64         | 68         |
| <b>Diseases of the Digestive system</b>                                   | <b>42</b> | <b>K00-K93</b>  | <b>294</b> | <b>0</b>  | <b>0</b> | <b>0</b> | <b>0</b>  | <b>1</b>  | <b>24</b> | <b>23</b> | <b>56</b> | <b>47</b>  | <b>75</b>  | <b>68</b>  |
| Ulcer of stomach, duodenum and jejunum                                    | 43        | K25-K28         | 20         | 0         | 0        | 0        | 0         | 0         | 0         | 1         | 2         | 5          | 6          | 6          |
| Chronic liver disease   | 44        | K70,K73-K74     | 86         | 0         | 0        | 0        | 0         | 1         | 15        | 14        | 28        | 17         | 9          | 2          |
| Other diseases of the digestive system                                    |           |                 | 188        | 0         | 0        | 0        | 0         | 0         | 9         | 8         | 26        | 25         | 60         | 60         |
| <b>Diseases of the skin and subcutaneous tissue</b>                       | <b>45</b> | <b>L00-L99</b>  | <b>15</b>  | <b>0</b>  | <b>0</b> | <b>0</b> | <b>0</b>  | <b>0</b>  | <b>0</b>  | <b>0</b>  | <b>1</b>  | <b>1</b>   | <b>2</b>   | <b>11</b>  |
| <b>Diseases of the musculoskeletal system/connective tissue</b>           | <b>46</b> | <b>M00-M99</b>  | <b>60</b>  | <b>0</b>  | <b>0</b> | <b>0</b> | <b>0</b>  | <b>0</b>  | <b>1</b>  | <b>1</b>  | <b>1</b>  | <b>10</b>  | <b>14</b>  | <b>33</b>  |
| Rheumatoid arthritis and osteoarthritis                                   | 47        | M05-M06,M15-M19 | 21         | 0         | 0        | 0        | 0         | 0         | 0         | 0         | 0         | 4          | 5          | 12         |
| <b>Diseases of the genitourinary system</b>                               | <b>48</b> | <b>N00-N99</b>  | <b>153</b> | <b>0</b>  | <b>0</b> | <b>0</b> | <b>0</b>  | <b>0</b>  | <b>1</b>  | <b>2</b>  | <b>5</b>  | <b>13</b>  | <b>51</b>  | <b>81</b>  |
| Diseases of the kidney and ureter   | 49        | N00-N29         | 108        | 0         | 0        | 0        | 0         | 0         | 0         | 1         | 2         | 11         | 40         | 54         |
| <b>Complications of pregnancy, childbirth and puerperium</b>              | <b>50</b> | <b>O00-O99</b>  | <b>1</b>   | <b>0</b>  | <b>0</b> | <b>0</b> | <b>0</b>  | <b>1</b>  | <b>0</b>  | <b>0</b>  | <b>0</b>  | <b>0</b>   | <b>0</b>   | <b>0</b>   |
| <b>Certain conditions originating in the perinatal period<sup>1</sup></b> | <b>51</b> | <b>P00-P96</b>  | <b>30</b>  | <b>30</b> | <b>0</b> | <b>0</b> | <b>0</b>  | <b>0</b>  | <b>0</b>  | <b>0</b>  | <b>0</b>  | <b>0</b>   | <b>0</b>   | <b>0</b>   |
| <b>Congenital malformations and chromosomal abnormalities</b>             | <b>52</b> | <b>Q00-Q99</b>  | <b>44</b>  | <b>24</b> | <b>1</b> | <b>3</b> | <b>1</b>  | <b>3</b>  | <b>4</b>  | <b>4</b>  | <b>1</b>  | <b>2</b>   | <b>1</b>   | <b>0</b>   |
| Congenital malformations of the:-   |           |                 |            |           |          |          |           |           |           |           |           |            |            |            |
| Nervous system  | 53        | Q00-Q07         | 7          | 3         | 0        | 1        | 0         | 2         | 0         | 0         | 0         | 1          | 0          | 0          |
| Circulatory system  | 54        | Q20-Q28         | 9          | 5         | 0        | 1        | 0         | 0         | 1         | 1         | 0         | 0          | 1          | 0          |
| <b>Symptoms, signs, abnormal findings, ill-defined causes</b>             | <b>55</b> | <b>R00-R99</b>  | <b>25</b>  | <b>6</b>  | <b>1</b> | <b>1</b> | <b>0</b>  | <b>3</b>  | <b>4</b>  | <b>1</b>  | <b>1</b>  | <b>3</b>   | <b>1</b>   | <b>4</b>   |
| Sudden infant death syndrome  | 56        | R95             | 7          | 6         | 1        | 0        | 0         | 0         | 0         | 0         | 0         | 0          | 0          | 0          |
| Unknown and unspecified causes  | 57        | R96-R99         | 9          | 0         | 0        | 1        | 0         | 3         | 4         | 0         | 0         | 0          | 1          | 0          |
| <b>External causes of injury and poisoning</b>                            | <b>58</b> | <b>V01-Y89</b>  | <b>450</b> | <b>0</b>  | <b>1</b> | <b>4</b> | <b>43</b> | <b>74</b> | <b>76</b> | <b>67</b> | <b>60</b> | <b>43</b>  | <b>41</b>  | <b>41</b>  |
| Accidents   | 59        | V01-X59         | 281        | 0         | 1        | 3        | 24        | 34        | 38        | 36        | 42        | 33         | 33         | 37         |
| of which: Transport accidents   | 60        | V01-V99         | 49         | 0         | 1        | 1        | 6         | 10        | 9         | 4         | 8         | 6          | 4          | 0          |
| Accidental falls  | 61        | W00-W19         | 68         | 0         | 0        | 1        | 0         | 0         | 4         | 7         | 11        | 11         | 16         | 18         |
| Accidental poisoning  | 62        | X40-X49         | 85         | 0         | 0        | 0        | 12        | 18        | 22        | 14        | 14        | 4          | 1          | 0          |
| other accidents   |           |                 | 79         | 0         | 0        | 1        | 6         | 6         | 3         | 11        | 9         | 12         | 12         | 19         |
| Suicide and intentional self harm   | 63        | X60-X84         | 140        | 0         | 0        | 1        | 18        | 33        | 30        | 26        | 15        | 8          | 7          | 2          |
| Homicide/assault  | 64        | X85-Y09         | 9          | 0         | 0        | 0        | 0         | 4         | 4         | 1         | 0         | 0          | 0          | 0          |
| Events of undetermined intent   | 65        | Y10-Y34         | 14         | 0         | 0        | 0        | 1         | 3         | 3         | 3         | 2         | 1          | 0          | 1          |
| All other external causes   |           |                 | 6          | 0         | 0        | 0        | 0         | 0         | 1         | 1         | 1         | 1          | 1          | 1          |

<sup>1</sup> Stillbirths not included.

**Table 1.15 Male deaths registered classified by cause and age group, October - December 2012**

| Cause of Death   | 65 COD Code | ICD-10 Code     | Total Males  | Age Group |          |          |           |           |            |            |            |            |              |             |
|--|-------------|-----------------|--------------|-----------|----------|----------|-----------|-----------|------------|------------|------------|------------|--------------|-------------|
|  |             |                 |              | Under 1   | 1-4      | 5-14     | 15-24     | 25-34     | 35-44      | 45-54      | 55-64      | 65-74      | 75-84        | 85 and over |
| <b>Total Male Deaths</b>   | <b>0</b>    | <b>A00-Y89</b>  | <b>3,598</b> | <b>40</b> | <b>5</b> | <b>9</b> | <b>41</b> | <b>82</b> | <b>139</b> | <b>220</b> | <b>425</b> | <b>735</b> | <b>1,084</b> | <b>818</b>  |
| <b>Infectious and parasitic diseases:-</b>                                     | <b>1</b>    | <b>A00-B99</b>  | <b>28</b>    | <b>2</b>  | <b>0</b> | <b>0</b> | <b>0</b>  | <b>1</b>  | <b>4</b>   | <b>1</b>   | <b>1</b>   | <b>5</b>   | <b>8</b>     | <b>6</b>    |
| Tuberculosis   | 2           | A15-A19,B90     | 2            | 0         | 0        | 0        | 0         | 0         | 0          | 0          | 0          | 0          | 0            | 2           |
| Meningococcal infection  | 3           | A39             | 0            | 0         | 0        | 0        | 0         | 0         | 0          | 0          | 0          | 0          | 0            | 0           |
| AIDS (HIV Disease)   | 4           | B20-B24         | 3            | 0         | 0        | 0        | 0         | 0         | 2          | 0          | 0          | 1          | 0            | 0           |
| Viral Hepatitis  | 5           | B15-B19         | 2            | 0         | 0        | 0        | 0         | 1         | 1          | 0          | 0          | 0          | 0            | 0           |
| Other infectious and parasitic diseases  |             |                 | 21           | 2         | 0        | 0        | 0         | 0         | 1          | 1          | 1          | 4          | 8            | 4           |
| <b>Neoplasms</b>   | <b>6</b>    | <b>C00-D48</b>  | <b>1,109</b> | <b>0</b>  | <b>1</b> | <b>2</b> | <b>5</b>  | <b>6</b>  | <b>21</b>  | <b>62</b>  | <b>194</b> | <b>297</b> | <b>357</b>   | <b>164</b>  |
| <b>Malignant Neoplasms of the:-</b>  | <b>7</b>    | <b>C00-C97</b>  | <b>1,087</b> | <b>0</b>  | <b>1</b> | <b>2</b> | <b>5</b>  | <b>6</b>  | <b>21</b>  | <b>58</b>  | <b>193</b> | <b>294</b> | <b>347</b>   | <b>160</b>  |
| Lip, oral cavity, pharynx  | 8           | C00-C14         | 27           | 0         | 0        | 0        | 0         | 0         | 0          | 4          | 6          | 8          | 5            | 4           |
| Oesophagus   | 9           | C15             | 42           | 0         | 0        | 0        | 0         | 0         | 1          | 3          | 5          | 20         | 10           | 3           |
| Stomach  | 10          | C16             | 44           | 0         | 0        | 0        | 0         | 0         | 0          | 3          | 8          | 13         | 16           | 4           |
| Colon  | 11          | C18             | 76           | 0         | 0        | 0        | 0         | 0         | 2          | 4          | 13         | 27         | 23           | 7           |
| Rectum and anus  | 12          | C19-C21         | 60           | 0         | 0        | 0        | 0         | 0         | 2          | 3          | 11         | 11         | 25           | 8           |
| Liver and the intrahepatic bile ducts  | 13          | C22             | 32           | 0         | 0        | 0        | 0         | 0         | 1          | 2          | 4          | 11         | 7            | 7           |
| Pancreas   | 14          | C25             | 56           | 0         | 0        | 0        | 0         | 0         | 0          | 5          | 12         | 16         | 16           | 7           |
| Larynx and trachea/bronchus /lung  | 15          | C32-C34         | 291          | 0         | 0        | 0        | 0         | 0         | 4          | 14         | 72         | 86         | 86           | 29          |
| Skin   | 16          | C43             | 26           | 0         | 0        | 0        | 0         | 1         | 0          | 4          | 2          | 6          | 11           | 2           |
| Breast   | 17          | C50             | 2            | 0         | 0        | 0        | 0         | 0         | 0          | 0          | 0          | 1          | 1            | 0           |
| Cervix uteri   | 18          | C53             | 0            | 0         | 0        | 0        | 0         | 0         | 0          | 0          | 0          | 0          | 0            | 0           |
| Other parts of uterus  | 19          | C54-C55         | 0            | 0         | 0        | 0        | 0         | 0         | 0          | 0          | 0          | 0          | 0            | 0           |
| Ovary  | 20          | C56             | 0            | 0         | 0        | 0        | 0         | 0         | 0          | 0          | 0          | 0          | 0            | 0           |
| Prostate   | 21          | C61             | 131          | 0         | 0        | 0        | 0         | 0         | 1          | 0          | 7          | 29         | 54           | 40          |
| Kidney   | 22          | C64             | 23           | 0         | 0        | 0        | 0         | 0         | 1          | 2          | 6          | 7          | 4            | 3           |
| Bladder  | 23          | C67             | 34           | 0         | 0        | 0        | 0         | 0         | 0          | 4          | 5          | 5          | 11           | 9           |
| Lymph/haematopoietic tissue  | 24          | C81-C96         | 92           | 0         | 0        | 0        | 1         | 0         | 1          | 4          | 16         | 18         | 38           | 14          |
| Other malignant neoplasms  |             |                 | 151          | 0         | 1        | 2        | 4         | 5         | 8          | 6          | 26         | 36         | 40           | 23          |
| <b>Diseases of the blood and blood-forming organs, immunological disorders</b> | <b>25</b>   | <b>D50-D89</b>  | <b>11</b>    | <b>0</b>  | <b>0</b> | <b>0</b> | <b>0</b>  | <b>0</b>  | <b>0</b>   | <b>1</b>   | <b>2</b>   | <b>4</b>   | <b>0</b>     | <b>4</b>    |
| <b>Endocrine, Nutritional and metabolic diseases</b>                           | <b>26</b>   | <b>E00-E90</b>  | <b>101</b>   | <b>0</b>  | <b>0</b> | <b>0</b> | <b>1</b>  | <b>4</b>  | <b>4</b>   | <b>2</b>   | <b>6</b>   | <b>19</b>  | <b>42</b>    | <b>23</b>   |
| Diabetes mellitus  | 27          | E10-E14         | 70           | 0         | 0        | 0        | 0         | 1         | 2          | 2          | 4          | 13         | 33           | 15          |
| <b>Mental and behavioural disorders</b>  | <b>28</b>   | <b>F00-F99</b>  | <b>89</b>    | <b>0</b>  | <b>0</b> | <b>0</b> | <b>0</b>  | <b>0</b>  | <b>1</b>   | <b>1</b>   | <b>2</b>   | <b>13</b>  | <b>28</b>    | <b>44</b>   |
| Alcohol abuse (including alcoholic psychosis)                                  | 29          | F10             | 1            | 0         | 0        | 0        | 0         | 0         | 0          | 1          | 0          | 0          | 0            | 0           |
| Drug dependence, toxicomania   | 30          | F11-F16,F18-F19 | 0            | 0         | 0        | 0        | 0         | 0         | 0          | 0          | 0          | 0          | 0            | 0           |
| <b>Diseases of the nervous system and the sense organs</b>                     | <b>31</b>   | <b>G00-H95</b>  | <b>165</b>   | <b>1</b>  | <b>2</b> | <b>1</b> | <b>1</b>  | <b>3</b>  | <b>5</b>   | <b>3</b>   | <b>21</b>  | <b>25</b>  | <b>65</b>    | <b>38</b>   |
| Meningitis   | 32          | G00-G03         | 1            | 1         | 0        | 0        | 0         | 0         | 0          | 0          | 0          | 0          | 0            | 0           |
| <b>Diseases of the Circulatory System:-</b>                                    | <b>33</b>   | <b>I00-I99</b>  | <b>1,125</b> | <b>0</b>  | <b>1</b> | <b>1</b> | <b>1</b>  | <b>8</b>  | <b>19</b>  | <b>79</b>  | <b>97</b>  | <b>223</b> | <b>375</b>   | <b>321</b>  |
| Ischaemic heart disease  | 34          | I20-I25         | 662          | 0         | 0        | 0        | 0         | 3         | 9          | 45         | 64         | 158        | 217          | 166         |
| <i>of which: (Acute myocardial infarction)</i>                                 |             | <i>I21</i>      | <i>306</i>   | <i>0</i>  | <i>0</i> | <i>0</i> | <i>0</i>  | <i>2</i>  | <i>1</i>   | <i>16</i>  | <i>27</i>  | <i>80</i>  | <i>92</i>    | <i>88</i>   |
| Other heart disease  | 35          | I30-I33,I39-I52 | 146          | 0         | 0        | 0        | 0         | 3         | 6          | 17         | 8          | 15         | 45           | 52          |
| Cerebrovascular disease  | 36          | I60-I69         | 182          | 0         | 1        | 0        | 0         | 0         | 1          | 10         | 10         | 24         | 72           | 64          |
| Other diseases of circulatory system   |             |                 | 135          | 0         | 0        | 1        | 1         | 2         | 3          | 7          | 15         | 26         | 41           | 39          |



|   |           |                 |            |           |          |          |           |           |           |           |           |           |            |            |
|---|-----------|-----------------|------------|-----------|----------|----------|-----------|-----------|-----------|-----------|-----------|-----------|------------|------------|
| <b>Diseases of the Respiratory system</b>                                 | <b>37</b> | <b>J00-J99</b>  | <b>362</b> | <b>0</b>  | <b>0</b> | <b>1</b> | <b>0</b>  | <b>2</b>  | <b>1</b>  | <b>7</b>  | <b>24</b> | <b>64</b> | <b>131</b> | <b>132</b> |
| Influenza   | 38        | J10-J11         | 0          | 0         | 0        | 0        | 0         | 0         | 0         | 0         | 0         | 0         | 0          | 0          |
| Pneumonia   | 39        | J12-J19         | 96         | 0         | 0        | 0        | 0         | 0         | 1         | 4         | 4         | 18        | 23         | 46         |
| Chronic Lower respiratory disease   | 40        | J40-J47         | 165        | 0         | 0        | 1        | 0         | 1         | 0         | 1         | 12        | 27        | 67         | 56         |
| of which: Asthma  | 41        | J45-J46         | 3          | 0         | 0        | 1        | 0         | 1         | 0         | 0         | 0         | 0         | 0          | 1          |
| Other diseases of the respiratory system                                  |           |                 | 101        | 0         | 0        | 0        | 0         | 1         | 0         | 2         | 8         | 19        | 41         | 30         |
| <b>Diseases of the Digestive system</b>                                   | <b>42</b> | <b>K00-K93</b>  | <b>146</b> | <b>0</b>  | <b>0</b> | <b>0</b> | <b>0</b>  | <b>0</b>  | <b>14</b> | <b>12</b> | <b>32</b> | <b>32</b> | <b>29</b>  | <b>27</b>  |
| Ulcer of stomach, duodenum and jejunum                                    | 43        | K25-K28         | 9          | 0         | 0        | 0        | 0         | 0         | 0         | 0         | 1         | 4         | 3          | 1          |
| Chronic liver disease   | 44        | K70,K73-K74     | 49         | 0         | 0        | 0        | 0         | 0         | 8         | 7         | 18        | 12        | 4          | 0          |
| Other diseases of the digestive system                                    |           |                 | 88         | 0         | 0        | 0        | 0         | 0         | 6         | 5         | 13        | 16        | 22         | 26         |
| <b>Diseases of the skin and subcutaneous tissue</b>                       | <b>45</b> | <b>L00-L99</b>  | <b>2</b>   | <b>0</b>  | <b>0</b> | <b>0</b> | <b>0</b>  | <b>0</b>  | <b>0</b>  | <b>0</b>  | <b>0</b>  | <b>0</b>  | <b>0</b>   | <b>2</b>   |
| <b>Diseases of the musculoskeletal system/connective tissue</b>           | <b>46</b> | <b>M00-M99</b>  | <b>23</b>  | <b>0</b>  | <b>0</b> | <b>0</b> | <b>0</b>  | <b>0</b>  | <b>0</b>  | <b>0</b>  | <b>1</b>  | <b>4</b>  | <b>7</b>   | <b>11</b>  |
| Rheumatoid arthritis and osteoarthritis                                   | 47        | M05-M06,M15-M19 | 8          | 0         | 0        | 0        | 0         | 0         | 0         | 0         | 0         | 1         | 3          | 4          |
| <b>Diseases of the genitourinary system</b>                               | <b>48</b> | <b>N00-N99</b>  | <b>59</b>  | <b>0</b>  | <b>0</b> | <b>0</b> | <b>0</b>  | <b>0</b>  | <b>1</b>  | <b>1</b>  | <b>2</b>  | <b>10</b> | <b>19</b>  | <b>26</b>  |
| Diseases of the kidney and ureter   | 49        | N00-N29         | 45         | 0         | 0        | 0        | 0         | 0         | 0         | 1         | 1         | 9         | 15         | 19         |
| <b>Complications of pregnancy, childbirth and puerperium</b>              | <b>50</b> | <b>O00-O99</b>  | <b>0</b>   | <b>0</b>  | <b>0</b> | <b>0</b> | <b>0</b>  | <b>0</b>  | <b>0</b>  | <b>0</b>  | <b>0</b>  | <b>0</b>  | <b>0</b>   | <b>0</b>   |
| <b>Certain conditions originating in the perinatal period<sup>1</sup></b> | <b>51</b> | <b>P00-P96</b>  | <b>20</b>  | <b>20</b> | <b>0</b> | <b>0</b> | <b>0</b>  | <b>0</b>  | <b>0</b>  | <b>0</b>  | <b>0</b>  | <b>0</b>  | <b>0</b>   | <b>0</b>   |
| <b>Congenital malformations and chromosomal abnormalities</b>             | <b>52</b> | <b>Q00-Q99</b>  | <b>22</b>  | <b>13</b> | <b>0</b> | <b>2</b> | <b>0</b>  | <b>0</b>  | <b>2</b>  | <b>2</b>  | <b>1</b>  | <b>2</b>  | <b>0</b>   | <b>0</b>   |
| Congenital malformations of the:-   |           |                 |            |           |          |          |           |           |           |           |           |           |            |            |
| Nervous system  | 53        | Q00-Q07         | 3          | 2         | 0        | 0        | 0         | 0         | 0         | 0         | 0         | 1         | 0          | 0          |
| Circulatory system  | 54        | Q20-Q28         | 5          | 3         | 0        | 1        | 0         | 0         | 1         | 0         | 0         | 0         | 0          | 0          |
| <b>Symptoms, signs, abnormal findings, ill-defined causes</b>             | <b>55</b> | <b>R00-R99</b>  | <b>18</b>  | <b>4</b>  | <b>1</b> | <b>0</b> | <b>0</b>  | <b>2</b>  | <b>3</b>  | <b>1</b>  | <b>1</b>  | <b>2</b>  | <b>1</b>   | <b>3</b>   |
| Sudden infant death syndrome  | 56        | R95             | 5          | 4         | 1        | 0        | 0         | 0         | 0         | 0         | 0         | 0         | 0          | 0          |
| Unknown and unspecified causes  | 57        | R96-R99         | 6          | 0         | 0        | 0        | 0         | 2         | 3         | 0         | 0         | 0         | 1          | 0          |
| <b>External causes of injury and poisoning</b>                            | <b>58</b> | <b>V01-Y89</b>  | <b>318</b> | <b>0</b>  | <b>0</b> | <b>2</b> | <b>33</b> | <b>56</b> | <b>64</b> | <b>48</b> | <b>41</b> | <b>35</b> | <b>22</b>  | <b>17</b>  |
| Accidents   | 59        | V01-X59         | 183        | 0         | 0        | 2        | 18        | 26        | 31        | 23        | 28        | 26        | 15         | 14         |
| of which: Transport accidents   | 60        | V01-V99         | 31         | 0         | 0        | 1        | 3         | 7         | 8         | 2         | 4         | 4         | 2          | 0          |
| Accidental falls  | 61        | W00-W19         | 40         | 0         | 0        | 0        | 0         | 0         | 3         | 7         | 8         | 10        | 6          | 6          |
| Accidental poisoning  | 62        | X40-X49         | 58         | 0         | 0        | 0        | 9         | 14        | 17        | 7         | 9         | 2         | 0          | 0          |
| other accidents   |           |                 | 54         | 0         | 0        | 1        | 6         | 5         | 3         | 7         | 7         | 10        | 7          | 8          |
| Suicide and intentional self harm   | 63        | X60-X84         | 116        | 0         | 0        | 0        | 14        | 24        | 26        | 23        | 12        | 8         | 7          | 2          |
| Homicide/assault  | 64        | X85-Y09         | 8          | 0         | 0        | 0        | 0         | 3         | 4         | 1         | 0         | 0         | 0          | 0          |
| Events of undetermined intent   | 65        | Y10-Y34         | 10         | 0         | 0        | 0        | 1         | 3         | 3         | 1         | 1         | 1         | 0          | 0          |
| All other external causes   |           |                 | 1          | 0         | 0        | 0        | 0         | 0         | 0         | 0         | 0         | 0         | 0          | 1          |

<sup>1</sup> Stillbirths not included.

**Table 1.16 Female deaths registered classified by cause and age group, October - December 2012**

| Cause of Death   | 65 COD Code | ICD-10 Code     | Total Females | Age Group |          |          |           |           |           |            |            |            |            |              |
|--|-------------|-----------------|---------------|-----------|----------|----------|-----------|-----------|-----------|------------|------------|------------|------------|--------------|
|  |             |                 |               | Under 1   | 1-4      | 5-14     | 15-24     | 25-34     | 35-44     | 45-54      | 55-64      | 65-74      | 75-84      | 85 and over  |
| <b>Total Female Deaths</b>   | <b>0</b>    | <b>A00-Y89</b>  | <b>3,366</b>  | <b>23</b> | <b>3</b> | <b>7</b> | <b>15</b> | <b>43</b> | <b>69</b> | <b>140</b> | <b>266</b> | <b>465</b> | <b>940</b> | <b>1,395</b> |
| <b>Infectious and parasitic diseases:-</b>                                     | <b>1</b>    | <b>A00-B99</b>  | <b>28</b>     | <b>0</b>  | <b>1</b> | <b>0</b> | <b>0</b>  | <b>2</b>  | <b>0</b>  | <b>0</b>   | <b>1</b>   | <b>2</b>   | <b>11</b>  | <b>11</b>    |
| Tuberculosis   | 2           | A15-A19,B90     | 4             | 0         | 0        | 0        | 0         | 0         | 0         | 0          | 0          | 2          | 2          | 0            |
| Meningococcal infection  | 3           | A39             | 0             | 0         | 0        | 0        | 0         | 0         | 0         | 0          | 0          | 0          | 0          | 0            |
| AIDS (HIV Disease)   | 4           | B20-B24         | 1             | 0         | 0        | 0        | 0         | 1         | 0         | 0          | 0          | 0          | 0          | 0            |
| Viral Hepatitis  | 5           | B15-B19         | 1             | 0         | 0        | 0        | 0         | 1         | 0         | 0          | 0          | 0          | 0          | 0            |
| Other infectious and parasitic diseases  |             |                 | 22            | 0         | 1        | 0        | 0         | 0         | 0         | 0          | 1          | 0          | 9          | 11           |
| <b>Neoplasms</b>   | <b>6</b>    | <b>C00-D48</b>  | <b>986</b>    | <b>0</b>  | <b>0</b> | <b>1</b> | <b>2</b>  | <b>9</b>  | <b>29</b> | <b>71</b>  | <b>142</b> | <b>253</b> | <b>274</b> | <b>205</b>   |
| <b>Malignant Neoplasms of the:-</b>  | <b>7</b>    | <b>C00-C97</b>  | <b>957</b>    | <b>0</b>  | <b>0</b> | <b>1</b> | <b>2</b>  | <b>9</b>  | <b>28</b> | <b>71</b>  | <b>142</b> | <b>244</b> | <b>262</b> | <b>198</b>   |
| Lip, oral cavity, pharynx  | 8           | C00-C14         | 13            | 0         | 0        | 0        | 0         | 0         | 0         | 3          | 2          | 3          | 4          | 1            |
| Oesophagus   | 9           | C15             | 31            | 0         | 0        | 0        | 0         | 0         | 1         | 1          | 4          | 9          | 10         | 6            |
| Stomach  | 10          | C16             | 24            | 0         | 0        | 0        | 0         | 0         | 1         | 0          | 4          | 6          | 5          | 8            |
| Colon  | 11          | C18             | 53            | 0         | 0        | 0        | 0         | 0         | 0         | 4          | 3          | 11         | 21         | 14           |
| Rectum and anus  | 12          | C19-C21         | 38            | 0         | 0        | 0        | 0         | 0         | 0         | 1          | 8          | 8          | 14         | 7            |
| Liver and the intrahepatic bile ducts  | 13          | C22             | 27            | 0         | 0        | 0        | 0         | 0         | 2         | 0          | 3          | 5          | 10         | 7            |
| Pancreas   | 14          | C25             | 58            | 0         | 0        | 0        | 0         | 0         | 0         | 1          | 7          | 20         | 18         | 12           |
| Larynx and trachea/bronchus /lung  | 15          | C32-C34         | 178           | 0         | 0        | 0        | 0         | 0         | 0         | 8          | 38         | 55         | 49         | 28           |
| Skin   | 16          | C43             | 14            | 0         | 0        | 0        | 1         | 1         | 0         | 1          | 1          | 2          | 2          | 6            |
| Breast   | 17          | C50             | 163           | 0         | 0        | 0        | 0         | 4         | 13        | 21         | 19         | 39         | 36         | 31           |
| Cervix uteri   | 18          | C53             | 15            | 0         | 0        | 0        | 0         | 2         | 6         | 1          | 2          | 1          | 1          | 2            |
| Other parts of uterus  | 19          | C54-C55         | 18            | 0         | 0        | 0        | 0         | 0         | 0         | 1          | 2          | 6          | 5          | 4            |
| Ovary  | 20          | C56             | 72            | 0         | 0        | 0        | 0         | 1         | 2         | 8          | 10         | 20         | 17         | 14           |
| Prostate   | 21          | C61             | 0             | 0         | 0        | 0        | 0         | 0         | 0         | 0          | 0          | 0          | 0          | 0            |
| Kidney   | 22          | C64             | 18            | 0         | 0        | 0        | 0         | 0         | 0         | 2          | 1          | 5          | 3          | 7            |
| Bladder  | 23          | C67             | 15            | 0         | 0        | 0        | 0         | 0         | 1         | 0          | 1          | 1          | 2          | 10           |
| Lymph/haematopoietic tissue  | 24          | C81-C96         | 79            | 0         | 0        | 1        | 1         | 0         | 0         | 7          | 11         | 21         | 24         | 14           |
| Other malignant neoplasms  |             |                 | 141           | 0         | 0        | 0        | 0         | 1         | 2         | 12         | 26         | 32         | 41         | 27           |
| <b>Diseases of the blood and blood-forming organs, immunological disorders</b> | <b>25</b>   | <b>D50-D89</b>  | <b>13</b>     | <b>0</b>  | <b>0</b> | <b>0</b> | <b>1</b>  | <b>0</b>  | <b>0</b>  | <b>1</b>   | <b>2</b>   | <b>0</b>   | <b>2</b>   | <b>7</b>     |
| <b>Endocrine, Nutritional and metabolic diseases</b>                           | <b>26</b>   | <b>E00-E90</b>  | <b>76</b>     | <b>0</b>  | <b>0</b> | <b>1</b> | <b>0</b>  | <b>3</b>  | <b>0</b>  | <b>2</b>   | <b>6</b>   | <b>10</b>  | <b>33</b>  | <b>21</b>    |
| Diabetes mellitus  | 27          | E10-E14         | 55            | 0         | 0        | 0        | 0         | 0         | 0         | 2          | 5          | 7          | 29         | 12           |
| <b>Mental and behavioural disorders</b>  | <b>28</b>   | <b>F00-F99</b>  | <b>143</b>    | <b>0</b>  | <b>0</b> | <b>0</b> | <b>0</b>  | <b>1</b>  | <b>1</b>  | <b>0</b>   | <b>0</b>   | <b>8</b>   | <b>36</b>  | <b>97</b>    |
| Alcohol abuse (including alcoholic psychosis)                                  | 29          | F10             | 1             | 0         | 0        | 0        | 0         | 0         | 1         | 0          | 0          | 0          | 0          | 0            |
| Drug dependence, toxicomania   | 30          | F11-F16,F18-F19 | 0             | 0         | 0        | 0        | 0         | 0         | 0         | 0          | 0          | 0          | 0          | 0            |
| <b>Diseases of the nervous system and the sense organs</b>                     | <b>31</b>   | <b>G00-H95</b>  | <b>196</b>    | <b>0</b>  | <b>0</b> | <b>1</b> | <b>1</b>  | <b>0</b>  | <b>4</b>  | <b>9</b>   | <b>11</b>  | <b>25</b>  | <b>60</b>  | <b>85</b>    |
| Meningitis   | 32          | G00-G03         | 1             | 0         | 0        | 0        | 0         | 0         | 0         | 1          | 0          | 0          | 0          | 0            |
| <b>Diseases of the Circulatory System:-</b>                                    | <b>33</b>   | <b>I00-I99</b>  | <b>1,083</b>  | <b>0</b>  | <b>0</b> | <b>0</b> | <b>0</b>  | <b>2</b>  | <b>7</b>  | <b>19</b>  | <b>44</b>  | <b>84</b>  | <b>317</b> | <b>610</b>   |
| Ischaemic heart disease  | 34          | I20-I25         | 445           | 0         | 0        | 0        | 0         | 1         | 3         | 3          | 20         | 40         | 137        | 241          |
| <i>of which: (Acute myocardial infarction)</i>                                 |             | <i>I21</i>      | <i>232</i>    | <i>0</i>  | <i>0</i> | <i>0</i> | <i>0</i>  | <i>0</i>  | <i>1</i>  | <i>1</i>   | <i>7</i>   | <i>19</i>  | <i>77</i>  | <i>127</i>   |
| Other heart disease  | 35          | I30-I33,I39-I52 | 188           | 0         | 0        | 0        | 0         | 0         | 2         | 6          | 5          | 11         | 47         | 117          |
| Cerebrovascular disease  | 36          | I60-I69         | 279           | 0         | 0        | 0        | 0         | 0         | 1         | 6          | 10         | 17         | 77         | 168          |
| Other diseases of circulatory system   |             |                 | 171           | 0         | 0        | 0        | 0         | 1         | 1         | 4          | 9          | 16         | 56         | 84           |

|   |           |                 |            |           |          |          |           |           |           |           |           |           |            |            |
|---|-----------|-----------------|------------|-----------|----------|----------|-----------|-----------|-----------|-----------|-----------|-----------|------------|------------|
| <b>Diseases of the Respiratory system</b>                                 | <b>37</b> | <b>J00-J99</b>  | <b>377</b> | <b>0</b>  | <b>0</b> | <b>0</b> | <b>0</b>  | <b>2</b>  | <b>2</b>  | <b>4</b>  | <b>13</b> | <b>49</b> | <b>100</b> | <b>207</b> |
| Influenza   | 38        | J10-J11         | 0          | 0         | 0        | 0        | 0         | 0         | 0         | 0         | 0         | 0         | 0          | 0          |
| Pneumonia   | 39        | J12-J19         | 124        | 0         | 0        | 0        | 0         | 0         | 0         | 2         | 0         | 2         | 26         | 94         |
| Chronic Lower respiratory disease   | 40        | J40-J47         | 174        | 0         | 0        | 0        | 0         | 1         | 0         | 2         | 12        | 33        | 51         | 75         |
| of which: Asthma  | 41        | J45-J46         | 5          | 0         | 0        | 0        | 0         | 0         | 0         | 0         | 0         | 0         | 2          | 3          |
| Other diseases of the respiratory system                                  |           |                 | 79         | 0         | 0        | 0        | 0         | 1         | 2         | 0         | 1         | 14        | 23         | 38         |
| <b>Diseases of the Digestive system</b>                                   | <b>42</b> | <b>K00-K93</b>  | <b>148</b> | <b>0</b>  | <b>0</b> | <b>0</b> | <b>0</b>  | <b>1</b>  | <b>10</b> | <b>11</b> | <b>24</b> | <b>15</b> | <b>46</b>  | <b>41</b>  |
| Ulcer of stomach, duodenum and jejunum                                    | 43        | K25-K28         | 11         | 0         | 0        | 0        | 0         | 0         | 0         | 1         | 1         | 1         | 3          | 5          |
| Chronic liver disease   | 44        | K70,K73-K74     | 37         | 0         | 0        | 0        | 0         | 1         | 7         | 7         | 10        | 5         | 5          | 2          |
| Other diseases of the digestive system                                    |           |                 | 100        | 0         | 0        | 0        | 0         | 0         | 3         | 3         | 13        | 9         | 38         | 34         |
| <b>Diseases of the skin and subcutaneous tissue</b>                       | <b>45</b> | <b>L00-L99</b>  | <b>13</b>  | <b>0</b>  | <b>0</b> | <b>0</b> | <b>0</b>  | <b>0</b>  | <b>0</b>  | <b>0</b>  | <b>1</b>  | <b>1</b>  | <b>2</b>   | <b>9</b>   |
| <b>Diseases of the musculoskeletal system/connective tissue</b>           | <b>46</b> | <b>M00-M99</b>  | <b>37</b>  | <b>0</b>  | <b>0</b> | <b>0</b> | <b>0</b>  | <b>0</b>  | <b>1</b>  | <b>1</b>  | <b>0</b>  | <b>6</b>  | <b>7</b>   | <b>22</b>  |
| Rheumatoid arthritis and osteoarthritis                                   | 47        | M05-M06,M15-M19 | 13         | 0         | 0        | 0        | 0         | 0         | 0         | 0         | 0         | 3         | 2          | 8          |
| <b>Diseases of the genitourinary system</b>                               | <b>48</b> | <b>N00-N99</b>  | <b>94</b>  | <b>0</b>  | <b>0</b> | <b>0</b> | <b>0</b>  | <b>0</b>  | <b>0</b>  | <b>1</b>  | <b>3</b>  | <b>3</b>  | <b>32</b>  | <b>55</b>  |
| Diseases of the kidney and ureter   | 49        | N00-N29         | 63         | 0         | 0        | 0        | 0         | 0         | 0         | 0         | 1         | 2         | 25         | 35         |
| <b>Complications of pregnancy, childbirth and puerperium</b>              | <b>50</b> | <b>O00-O99</b>  | <b>1</b>   | <b>0</b>  | <b>0</b> | <b>0</b> | <b>0</b>  | <b>1</b>  | <b>0</b>  | <b>0</b>  | <b>0</b>  | <b>0</b>  | <b>0</b>   | <b>0</b>   |
| <b>Certain conditions originating in the perinatal period<sup>1</sup></b> | <b>51</b> | <b>P00-P96</b>  | <b>10</b>  | <b>10</b> | <b>0</b> | <b>0</b> | <b>0</b>  | <b>0</b>  | <b>0</b>  | <b>0</b>  | <b>0</b>  | <b>0</b>  | <b>0</b>   | <b>0</b>   |
| <b>Congenital malformations and chromosomal abnormalities</b>             | <b>52</b> | <b>Q00-Q99</b>  | <b>22</b>  | <b>11</b> | <b>1</b> | <b>1</b> | <b>1</b>  | <b>3</b>  | <b>2</b>  | <b>2</b>  | <b>0</b>  | <b>0</b>  | <b>1</b>   | <b>0</b>   |
| Congenital malformations of the:-   |           |                 |            |           |          |          |           |           |           |           |           |           |            |            |
| Nervous system  | 53        | Q00-Q07         | 4          | 1         | 0        | 1        | 0         | 2         | 0         | 0         | 0         | 0         | 0          | 0          |
| Circulatory system  | 54        | Q20-Q28         | 4          | 2         | 0        | 0        | 0         | 0         | 0         | 1         | 0         | 0         | 1          | 0          |
| <b>Symptoms, signs, abnormal findings, ill-defined causes</b>             | <b>55</b> | <b>R00-R99</b>  | <b>7</b>   | <b>2</b>  | <b>0</b> | <b>1</b> | <b>0</b>  | <b>1</b>  | <b>1</b>  | <b>0</b>  | <b>0</b>  | <b>1</b>  | <b>0</b>   | <b>1</b>   |
| Sudden infant death syndrome  | 56        | R95             | 2          | 2         | 0        | 0        | 0         | 0         | 0         | 0         | 0         | 0         | 0          | 0          |
| Unknown and unspecified causes  | 57        | R96-R99         | 3          | 0         | 0        | 1        | 0         | 1         | 1         | 0         | 0         | 0         | 0          | 0          |
| <b>External causes of injury and poisoning</b>                            | <b>58</b> | <b>V01-Y89</b>  | <b>132</b> | <b>0</b>  | <b>1</b> | <b>2</b> | <b>10</b> | <b>18</b> | <b>12</b> | <b>19</b> | <b>19</b> | <b>8</b>  | <b>19</b>  | <b>24</b>  |
| Accidents   | 59        | V01-X59         | 98         | 0         | 1        | 1        | 6         | 8         | 7         | 13        | 14        | 7         | 18         | 23         |
| of which: Transport accidents   | 60        | V01-V99         | 18         | 0         | 1        | 0        | 3         | 3         | 1         | 2         | 4         | 2         | 2          | 0          |
| Accidental falls  | 61        | W00-W19         | 28         | 0         | 0        | 1        | 0         | 0         | 1         | 0         | 3         | 1         | 10         | 12         |
| Accidental poisoning  | 62        | X40-X49         | 27         | 0         | 0        | 0        | 3         | 4         | 5         | 7         | 5         | 2         | 1          | 0          |
| other accidents   |           |                 | 25         | 0         | 0        | 0        | 0         | 1         | 0         | 4         | 2         | 2         | 5          | 11         |
| Suicide and intentional self harm   | 63        | X60-X84         | 24         | 0         | 0        | 1        | 4         | 9         | 4         | 3         | 3         | 0         | 0          | 0          |
| Homicide/assault  | 64        | X85-Y09         | 1          | 0         | 0        | 0        | 0         | 1         | 0         | 0         | 0         | 0         | 0          | 0          |
| Events of undetermined intent   | 65        | Y10-Y34         | 4          | 0         | 0        | 0        | 0         | 0         | 0         | 2         | 1         | 0         | 0          | 1          |
| All other external causes   |           |                 | 5          | 0         | 0        | 0        | 0         | 0         | 1         | 1         | 1         | 1         | 1          | 0          |

<sup>1</sup> Stillbirths not included.

**Table 1.17 Infant and neonatal mortality by area of residence of deceased,  
October - December 2012**

| Area of residence            | Infant mortality |            | Neonatal mortality |            |
|------------------------------|------------------|------------|--------------------|------------|
|                              | Number           | Rate       | Number             | Rate       |
| <b>STATE</b>                 | <b>63</b>        | <b>3.7</b> | <b>47</b>          | <b>2.8</b> |
| <b>LEINSTER</b>              | <b>33</b>        | <b>3.4</b> | <b>25</b>          | <b>2.6</b> |
| Carlow                       | 1                | 4.6        | 1                  | 4.6        |
| Dublin City                  | 10               | 5.1        | 7                  | 3.6        |
| South Dublin                 | 3                | 2.7        | 3                  | 2.7        |
| Fingal                       | 4                | 3.1        | 4                  | 3.1        |
| Dun Laoghaire Rathdown       | 0                | 0.0        | 0                  | 0.0        |
| Kildare                      | 4                | 4.5        | 4                  | 4.5        |
| Kilkenny                     | 2                | 6.7        | 1                  | 3.3        |
| Laois                        | 0                | 0.0        | 0                  | 0.0        |
| Longford                     | 0                | 0.0        | 0                  | 0.0        |
| Louth                        | 0                | 0.0        | 0                  | 0.0        |
| Meath                        | 4                | 5.2        | 3                  | 3.9        |
| Offaly                       | 1                | 3.5        | 0                  | 0.0        |
| Westmeath                    | 0                | 0.0        | 0                  | 0.0        |
| Wexford                      | 4                | 7.2        | 2                  | 3.6        |
| Wicklow                      | 0                | 0.0        | 0                  | 0.0        |
| <b>MUNSTER</b>               | <b>17</b>        | <b>3.9</b> | <b>11</b>          | <b>2.6</b> |
| Clare                        | 2                | 5.2        | 1                  | 2.6        |
| Cork City                    | 2                | 6.1        | 1                  | 3.1        |
| Cork County                  | 2                | 1.3        | 0                  | 0.0        |
| Kerry                        | 2                | 4.4        | 2                  | 4.4        |
| Limerick City                | 2                | 10.2       | 1                  | 5.1        |
| Limerick County              | 3                | 6.2        | 2                  | 4.2        |
| North Tipperary              | 4                | 15.3       | 4                  | 15.3       |
| South Tipperary              | 0                | 0.0        | 0                  | 0.0        |
| Waterford City               | 0                | 0.0        | 0                  | 0.0        |
| Waterford County             | 0                | 0.0        | 0                  | 0.0        |
| <b>CONNACHT</b>              | <b>10</b>        | <b>5.3</b> | <b>8</b>           | <b>4.2</b> |
| Galway City                  | 1                | 3.6        | 0                  | 0.0        |
| Galway County                | 2                | 2.9        | 2                  | 2.9        |
| Leitrim                      | 0                | 0.0        | 0                  | 0.0        |
| Mayo                         | 2                | 4.6        | 2                  | 4.6        |
| Roscommon                    | 3                | 15.5       | 2                  | 10.3       |
| Sligo                        | 2                | 9.0        | 2                  | 9.0        |
| <b>ULSTER (PART OF)</b>      | <b>3</b>         | <b>3.0</b> | <b>3</b>           | <b>3.0</b> |
| Cavan                        | 0                | 0.0        | 0                  | 0.0        |
| Donegal                      | 3                | 6.0        | 3                  | 6.0        |
| Monaghan                     | 0                | 0.0        | 0                  | 0.0        |
| <b>REGIONAL AUTHORITIES:</b> |                  |            |                    |            |
| Border                       | 5                | 2.8        | 5                  | 2.8        |
| Midland                      | 1                | 1.0        | 0                  | 0.0        |
| West                         | 8                | 5.0        | 6                  | 3.8        |
| Dublin                       | 17               | 3.4        | 14                 | 2.8        |
| Mid-East                     | 8                | 3.7        | 7                  | 3.2        |
| Mid-West                     | 11               | 8.3        | 8                  | 6.0        |
| South-East                   | 7                | 4.0        | 4                  | 2.3        |
| South-West                   | 6                | 2.6        | 3                  | 1.3        |

Infant mortality rates: Deaths of infants under one year per 1,000 live births, classified by area of residence of mother.

Neonatal mortality rates: Deaths of infants under 28 days per 1,000 live births, classified by area of residence of mother.

Infant and neonatal mortality rates in some areas, based on small numbers are subject to considerable fluctuation and caution should be exercised in their interpretation.

## **Yearly Summary**



# Yearly Summary 2012

## Commentary

### Introduction

This report has been prepared by the Central Statistics Office for the Minister for Social Protection in accordance with the provisions of Section 2 of the Vital Statistics and Births, Deaths and Marriages Registration Act, 1952, Section 73 of the Civil Registration Act 2004 and Government Order SI No. 831 of 2007.

### Births

There were 72,225 births registered in 2012, 37,210 males and 35,015 females, a decrease of 2,425 on 2011. The 2012 total is 17.4 % higher than in 2003 when 61,517 babies were registered. See tables 1.3, 2.1 and 2.2.

The 72,225 births represent an annual birth rate of 15.8 per 1,000 of the population, 0.5 below 2011. This rate is 0.3 per 1,000 population higher than in 2003. See tables 1.4 and 2.2.

### Fertility

The total period fertility rate, TPF<sub>R</sub> is derived from the age specific fertility rates in the current year. It represents the projected number of children a woman would have if she experienced current age specific fertility rates while progressing from age 15-49 years. A value of 2.1 is generally considered to be the level at which the population would replace itself in the long run, ignoring migration.

In 2012 the TPF<sub>R</sub> for Ireland was 2.01 and is just below replacement level. See table 2.1.

### Birth order

A total of 27,939 births (38.8%) were to first time mothers in 2012. Second time mothers had 25,054 births (34.7%). This compares to 24,376 (40.2%) first births registered in 2003. See tables 1.3 and 2.3.

### Age of Mothers

The average age of mothers for births registered in 2012 was 31.9 years, 0.1 years more than the corresponding figure in 2011, 0.8 years more than in 2007, and 1.3 years more than in 2003. Mothers of EU 15 nationality excluding Ireland and the UK had the highest average age at maternity at 33.5 years, while mothers of Accession state nationality had the lowest average age at maternity at 29.6 years. The average age of mothers of Irish nationality was 32.3 years. See tables 1.3, 2.6 and 2.8a.

### Births within civil partnership

There were 8 births (0.01%) registered as being within civil partnership in 2012.

### Births outside marriage/civil partnership

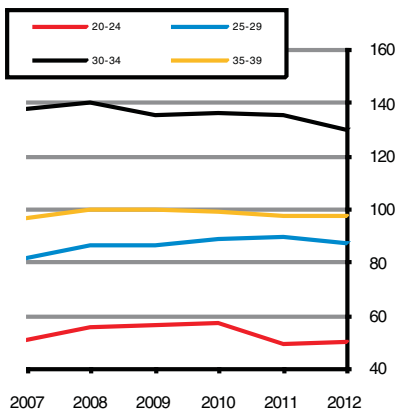
There were 25,344 births registered as outside marriage/civil partnership in 2012. This accounted for 35.1% of all births, an increase of 1.4 percentage points on 2011. The highest percentage of births outside marriage/civil partnership occurred in Limerick City at 56.0%, while the lowest percentage occurred in Galway County at 22.7%. In 2003, 19,313 births were registered as outside marriage or 31.4% of all births. See tables 1.3 and 2.5.

A total of 1,639 teenagers had babies last year, 26 of these were aged under 16. Just over 58 % of births outside marriage/civil partnership were to women under 30 years. See table 2.4.

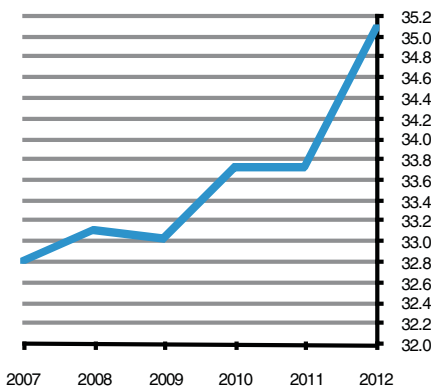
**Fig 2.1 Average age at maternity in years, 2012**

|                                    | Total births | First births |
|------------------------------------|--------------|--------------|
| All births                         | 31.9         | 29.9         |
| Inside marriage/civil partnership  | 33.6         | 32.1         |
| Outside marriage/civil partnership | 28.9         | 27.3         |

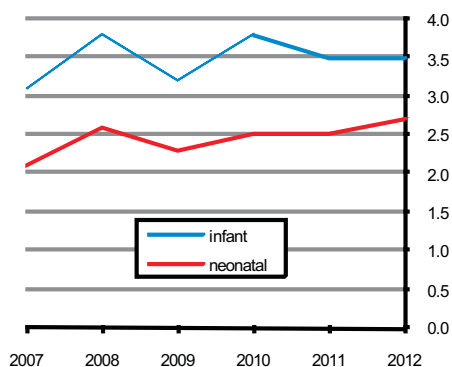
**Fig 2.2 Age specific fertility rates - live births per 1,000 females**



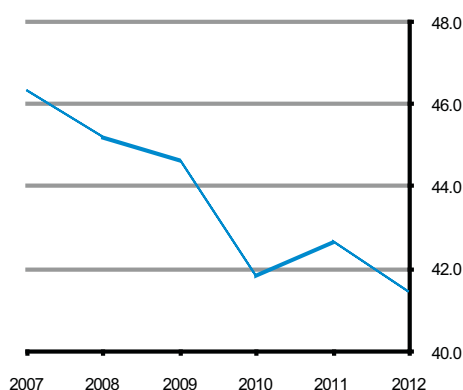
**Fig 2.3 Percentage of births outside marriage/civil partnership**



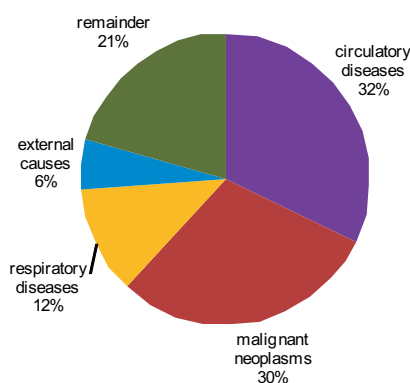
**Fig 2.4 Infant and neonatal mortality rates per 1,000 live births**



**Fig 2.5 Death rates for ages 65 & over per 1,000 relevant population**



**Fig 2.6 Principal causes of death, 2012**



**Nationality of Mothers**

Of the 72,225 births, 76.0% were born to mothers of Irish nationality, 11.1% to mothers of Accession State nationality, 2.2 % to mothers of UK nationality and 1.4% to mothers of EU15 nationality excluding Ireland and the UK. Of the remaining births, 8.2% were to mothers of other nationalities and 1.2% did not state their nationality. See tables 2.8a and 2.8b.

**Deaths**

There were 28,848 deaths registered in 2012, 14,778 males and 14,070 females. This represents an annual death rate of 6.3 per 1,000 population. See tables 1.3, 1.4 and 2.9.

**Age at death**

There were 250 infant deaths registered in 2012 giving an infant mortality rate of 3.5 deaths per 1,000 live births. Neonatal deaths are deaths of infants at ages under 4 weeks. There were 194 neonatal deaths registered in 2012, a neonatal mortality rate of 2.7 deaths per 1,000 live births. See tables 1.3, 1.4 and 2.14 and fig.2.4.

There were 22,768 deaths of persons aged 65 and over registered in 2012. This represents an annual death rate of 41.4 per 1,000 population aged 65 and over. See tables 1.3, 1.4 and 2.11 and fig. 2.5.

**Cause of death**

- Diseases of the Heart and Arteries:**  
Diseases of the Circulatory System accounted for 9,267 deaths, or an annual rate of 2.0 per 1,000 population. Of these, 4,646 were due to Ischaemic Heart Disease and 1,928 to Cerebrovascular Disease. See table 2.11 and fig.2.6.
- Malignant Cancers:**  
There were 8,544 deaths from malignant neoplasms. This is equivalent to an annual rate of 1.9 per 1,000 population. See table 2.11 and fig.2.6.
- Lung Diseases:**  
There were 3,473 deaths due to diseases of the respiratory system or an annual rate of 0.8 per 1,000 population. Deaths from chronic lower respiratory disease numbered 1,543; pneumonia accounted for 1,115 deaths and 815 deaths resulted from other respiratory diseases. See table 2.11 and fig.2.6.
- Accidents, Suicides and other external causes:**  
There were 1,615 deaths due to accidents, suicides and other external causes. Accidents accounted for 59.2% (956) of these deaths, while suicides accounted for 31.4% (507). Of these 1,615 deaths, almost 71% (1,146) were male. See tables 2.11, 2.12, 2.13 and 2.15.

**Marriages**

The number of marriages registered during 2012 was 21,245, equivalent to an annual marriage rate of 4.6 per 1,000 population, 0.3 per 1,000 population higher than in 2011. The 2012 total is 4.6% higher than in 2003 when 20,302 marriages were registered.

**Civil partnerships**

Civil Partnership legislation was introduced in Ireland on the 4<sup>th</sup> January 2011. The number of civil partnerships registered in 2012 was 408. This is equivalent to an annual rate of 0.09 per 1,000 population and is 0.03 per 1,000 population below the rate for 2011. See tables 1.1a, 1.3 and 1.4.



**Divorces**

The number of divorces granted in 2012 by the Circuit Court and the High Court was 2,892, an increase of 73 on the 2011 figure.

*A County breakdown on the numbers of divorces, Judicial Separation and Nullity applications - received and granted by the courts was not available at the date of print. This will be added to our electronic copy when available.*

**Population**

The estimated population (usual residence) in April 2012 was 4,585,400. See *Appendix Table A*.



## **Tables**

**Table 2.1 Births registered, classified by age of mother at maternity between 2010 and 2012 and their corresponding annual age specific (asfr) and total period fertility rates (tpfr)**

| Period   | Under 20 | 20-24 | 25-29  | 30-34  | 35-39  | 40-44 | 45&over | Age not stated | All ages    |
|--|----------|-------|--------|--------|--------|-------|---------|----------------|-------------|
| <b>Number of live births</b>                                   |          |       |        |        |        |       |         |                |             |
| <b>Quarter 1</b>   |          |       |        |        |        |       |         |                |             |
| 2010   | 574      | 2,252 | 4,748  | 6,729  | 4,516  | 914   | 45      | 9              | 19,787      |
| 2011   | 498      | 2,046 | 4,490  | 7,108  | 4,770  | 971   | 62      | 5              | 19,950      |
| 2012   | 460      | 1,900 | 4,300  | 6,990  | 4,630  | 966   | 54      | 13             | 19,313      |
| <b>Quarter 2</b>   |          |       |        |        |        |       |         |                |             |
| 2010   | 493      | 1,953 | 4,501  | 6,528  | 4,454  | 877   | 33      | 5              | 18,844      |
| 2011   | 402      | 1,748 | 4,247  | 6,567  | 4,478  | 892   | 43      | 4              | 18,381      |
| 2012   | 388      | 1,789 | 3,911  | 6,437  | 4,428  | 948   | 52      | 5              | 17,958      |
| <b>Quarter 3</b>   |          |       |        |        |        |       |         |                |             |
| 2010   | 516      | 2,100 | 4,603  | 6,698  | 4,328  | 878   | 44      | 4              | 19,171      |
| 2011   | 436      | 1,924 | 4,356  | 6,985  | 4,508  | 972   | 37      | 4              | 19,222      |
| 2012   | 402      | 1,707 | 3,838  | 6,506  | 4,530  | 947   | 53      | 2              | 17,985      |
| <b>Quarter 4</b>   |          |       |        |        |        |       |         |                |             |
| 2010   | 476      | 1,814 | 4,022  | 6,011  | 4,029  | 776   | 42      | 4              | 17,174      |
| 2011   | 384      | 1,728 | 3,721  | 6,283  | 4,086  | 857   | 37      | 1              | 17,097      |
| 2012   | 389      | 1,570 | 3,495  | 6,221  | 4,316  | 926   | 52      | 0              | 16,969      |
| <b>Total</b>   |          |       |        |        |        |       |         |                |             |
| 2010   | 2,059    | 8,119 | 17,874 | 25,966 | 17,327 | 3,445 | 164     | 22             | 74,976      |
| 2011   | 1,720    | 7,446 | 16,814 | 26,943 | 17,842 | 3,692 | 179     | 14             | 74,650      |
| 2012   | 1,639    | 6,966 | 15,544 | 26,154 | 17,904 | 3,787 | 211     | 20             | 72,225      |
| <b>Live births per 1,000 relevant female population (ASFR)</b> |          |       |        |        |        |       |         |                | <b>TPFR</b> |
| <b>Quarter 1</b>   |          |       |        |        |        |       |         |                |             |
| 2010   | 16.8     | 57.7  | 91.0   | 145.2  | 104.8  | 23.6  | 1.2     |                | 2.20        |
| 2011   | 14.8     | 57.5  | 89.5   | 149.1  | 109.6  | 24.8  | 1.7     |                | 2.23        |
| 2012   | 13.4     | 50.7  | 91.6   | 140.9  | 102.3  | 23.7  | 1.4     |                | 2.12        |
| <b>Quarter 2</b>   |          |       |        |        |        |       |         |                |             |
| 2010   | 14.7     | 54.9  | 89.7   | 137.0  | 102.3  | 22.4  | 0.9     |                | 2.11        |
| 2011   | 11.6     | 46.4  | 90.7   | 131.9  | 98.4   | 21.7  | 1.1     |                | 2.01        |
| 2012   | 11.6     | 51.4  | 88.1   | 128.1  | 96.9   | 22.7  | 1.3     |                | 2.00        |
| <b>Quarter 3</b>   |          |       |        |        |        |       |         |                |             |
| 2010   | 15.4     | 59.0  | 91.7   | 140.5  | 99.4   | 22.4  | 1.2     |                | 2.15        |
| 2011   | 12.6     | 51.1  | 93.0   | 140.3  | 99.1   | 23.6  | 1.0     |                | 2.10        |
| 2012   | 12.0     | 49.1  | 86.4   | 129.5  | 99.1   | 22.7  | 1.4     |                | 2.00        |
| <b>Quarter 4</b>   |          |       |        |        |        |       |         |                |             |
| 2010   | 14.2     | 51.0  | 80.1   | 126.1  | 92.5   | 19.8  | 1.1     |                | 1.92        |
| 2011   | 11.1     | 45.7  | 79.0   | 125.6  | 89.3   | 20.7  | 1.0     |                | 1.86        |
| 2012   | 11.6     | 45.1  | 78.7   | 123.8  | 94.4   | 22.2  | 1.3     |                | 1.89        |
| <b>Total</b>   |          |       |        |        |        |       |         |                |             |
| 2010   | 15.3     | 57.0  | 89.0   | 136.2  | 99.5   | 22.0  | 1.1     |                | 2.10        |
| 2011   | 12.4     | 49.5  | 89.7   | 135.3  | 98.1   | 22.4  | 1.2     |                | 2.04        |
| 2012   | 12.2     | 50.1  | 87.5   | 130.2  | 97.9   | 22.7  | 1.4     |                | 2.01        |

**Table 2.2 Births registered, classified by area of residence of mother, 2012**

| Area of residence            | Total         | Male          | Female        | Rate <sup>(a)</sup> |
|------------------------------|---------------|---------------|---------------|---------------------|
| <b>STATE</b>                 | <b>72,225</b> | <b>37,210</b> | <b>35,015</b> | <b>15.8</b>         |
| <b>LEINSTER</b>              | <b>41,588</b> | <b>21,379</b> | <b>20,209</b> | <b>16.6</b>         |
| Carlow                       | 948           | 486           | 462           | 17.3                |
| Dublin City                  | 8,025         | 4,105         | 3,920         | 15.6                |
| South Dublin                 | 5,037         | 2,584         | 2,453         | 18.8                |
| Fingal                       | 5,569         | 2,936         | 2,633         | 20.2                |
| Dun Laoghaire Rathdown       | 2,827         | 1,416         | 1,411         | 13.7                |
| Kildare                      | 3,689         | 1,909         | 1,780         | 17.5                |
| Kilkenny                     | 1,405         | 703           | 702           | 14.6                |
| Laois                        | 1,292         | 691           | 601           | 15.9                |
| Longford                     | 645           | 314           | 331           | 16.3                |
| Louth                        | 1,891         | 991           | 900           | 15.3                |
| Meath                        | 3,206         | 1,652         | 1,554         | 17.2                |
| Offaly                       | 1,170         | 600           | 570           | 15.2                |
| Westmeath                    | 1,398         | 688           | 710           | 16.2                |
| Wexford                      | 2,241         | 1,170         | 1,071         | 15.3                |
| Wicklow                      | 2,245         | 1,134         | 1,111         | 16.3                |
| <b>MUNSTER</b>               | <b>18,495</b> | <b>9,501</b>  | <b>8,994</b>  | <b>14.8</b>         |
| Clare                        | 1,690         | 836           | 854           | 14.4                |
| Cork City                    | 1,431         | 726           | 705           | 12.2                |
| Cork County                  | 6,633         | 3,436         | 3,197         | 16.5                |
| Kerry                        | 1,930         | 988           | 942           | 13.4                |
| Limerick City                | 809           | 410           | 399           | 14.4                |
| Limerick County              | 2,075         | 1,108         | 967           | 15.5                |
| North Tipperary              | 1,060         | 542           | 518           | 14.9                |
| South Tipperary              | 1,180         | 605           | 575           | 13.2                |
| Waterford City               | 815           | 402           | 413           | 17.5                |
| Waterford County             | 872           | 448           | 424           | 12.9                |
| <b>CONNACHT</b>              | <b>8,039</b>  | <b>4,226</b>  | <b>3,813</b>  | <b>14.9</b>         |
| Galway City                  | 1,203         | 598           | 605           | 16.7                |
| Galway County                | 2,754         | 1,447         | 1,307         | 15.7                |
| Leitrim                      | 447           | 260           | 187           | 13.9                |
| Mayo                         | 1,784         | 929           | 855           | 13.7                |
| Roscommon                    | 869           | 456           | 413           | 13.5                |
| Sligo                        | 982           | 536           | 446           | 15.1                |
| <b>ULSTER (PART OF)</b>      | <b>4,103</b>  | <b>2,104</b>  | <b>1,999</b>  | <b>13.9</b>         |
| Cavan                        | 1,161         | 587           | 574           | 15.8                |
| Donegal                      | 2,104         | 1,076         | 1,028         | 13.1                |
| Monaghan                     | 838           | 441           | 397           | 13.7                |
| <b>REGIONAL AUTHORITIES:</b> |               |               |               |                     |
| Border                       | 7,423         | 3,891         | 3,532         | 14.4                |
| Midland                      | 4,505         | 2,293         | 2,212         | 15.8                |
| West                         | 6,610         | 3,430         | 3,180         | 15.0                |
| Dublin                       | 21,458        | 11,041        | 10,417        | 17.0                |
| Mid-East                     | 9,140         | 4,695         | 4,445         | 17.1                |
| Mid-West                     | 5,634         | 2,896         | 2,738         | 14.9                |
| South-East                   | 7,461         | 3,814         | 3,647         | 14.9                |
| South-West                   | 9,994         | 5,150         | 4,844         | 15.1                |

(a) Births per year per 1,000 population. Annual rates based on 2012 population.



**Table 2.4 Number and percentage of births registered within and outside marriage/civil partnership, classified by age of mother, 2012**

| Age of mother at maternity | Total         | Married/Civil partnership parents | Unmarried/non-Civil partnership parents |               | % to married/civil partnership parents | % to unmarried/non-civil partnership parents |              |
|----------------------------|---------------|-----------------------------------|---|---------------|--|--|--------------|
|                            |               |                                   | Total                                   | Same address  |  | Total  | Same address |
|                            | Number        |                                   |   |               | Percentage                             |  |              |
| <b>All ages</b>            | <b>72,225</b> | <b>46,881</b>                     | <b>25,344</b>                           | <b>14,321</b> | <b>64.9</b>                            | <b>35.1</b>                                  | <b>19.8</b>  |
| 15 and under               | 26            | -                                 | 26                                      | 1             | -                                      | 100.0  | 3.8          |
| 16                         | 96            | 2                                 | 94                                      | 12            | 2.1                                    | 97.9   | 12.5         |
| 17                         | 225           | 15                                | 210                                     | 32            | 6.7                                    | 93.3   | 14.2         |
| 18                         | 482           | 48                                | 434                                     | 82            | 10.0                                   | 90.0   | 17.0         |
| 19                         | 810           | 91                                | 719                                     | 200           | 11.2                                   | 88.8   | 24.7         |
| <b>Under 20</b>            | <b>1,639</b>  | <b>156</b>                        | <b>1,483</b>                            | <b>327</b>    | <b>9.5</b>                             | <b>90.5</b>                                  | <b>20.0</b>  |
| 20                         | 981           | 107                               | 874                                     | 257           | 10.9                                   | 89.1   | 26.2         |
| 21                         | 1,175         | 176                               | 999                                     | 362           | 15.0                                   | 85.0   | 30.8         |
| 22                         | 1,363         | 219                               | 1,144                                   | 454           | 16.1                                   | 83.9   | 33.3         |
| 23                         | 1,602         | 324                               | 1,278                                   | 592           | 20.2                                   | 79.8   | 37.0         |
| 24                         | 1,845         | 517                               | 1,328                                   | 667           | 28.0                                   | 72.0   | 36.2         |
| <b>20-24</b>               | <b>6,966</b>  | <b>1,343</b>                      | <b>5,623</b>                            | <b>2,332</b>  | <b>19.3</b>                            | <b>80.7</b>                                  | <b>33.5</b>  |
| 25                         | 2,151         | 666                               | 1,485                                   | 805           | 31.0                                   | 69.0   | 37.4         |
| 26                         | 2,578         | 1,010                             | 1,568                                   | 898           | 39.2                                   | 60.8   | 34.8         |
| 27                         | 3,007         | 1,433                             | 1,574                                   | 983           | 47.7                                   | 52.3   | 32.7         |
| 28                         | 3,552         | 2,000                             | 1,552                                   | 978           | 56.3                                   | 43.7   | 27.5         |
| 29                         | 4,256         | 2,728                             | 1,528                                   | 966           | 64.1                                   | 35.9   | 22.7         |
| <b>25-29</b>               | <b>15,544</b> | <b>7,837</b>                      | <b>7,707</b>                            | <b>4,630</b>  | <b>50.4</b>                            | <b>49.6</b>                                  | <b>29.8</b>  |
| 30                         | 4,695         | 3,273                             | 1,422                                   | 929           | 69.7                                   | 30.3   | 19.8         |
| 31                         | 5,304         | 3,866                             | 1,438                                   | 972           | 72.9                                   | 27.1   | 18.3         |
| 32                         | 5,578         | 4,303                             | 1,275                                   | 857           | 77.1                                   | 22.9   | 15.4         |
| 33                         | 5,439         | 4,304                             | 1,135                                   | 762           | 79.1                                   | 20.9   | 14.0         |
| 34                         | 5,138         | 4,146                             | 992                                     | 672           | 80.7                                   | 19.3   | 13.1         |
| <b>30-34</b>               | <b>26,154</b> | <b>19,892</b>                     | <b>6,262</b>                            | <b>4,192</b>  | <b>76.1</b>                            | <b>23.9</b>                                  | <b>16.0</b>  |
| 35                         | 4,777         | 3,932                             | 845                                     | 584           | 82.3                                   | 17.7   | 12.2         |
| 36                         | 4,330         | 3,511                             | 819                                     | 541           | 81.1                                   | 18.9   | 12.5         |
| 37                         | 3,526         | 2,917                             | 609                                     | 410           | 82.7                                   | 17.3   | 11.6         |
| 38                         | 2,941         | 2,375                             | 566                                     | 370           | 80.8                                   | 19.2   | 12.6         |
| 39                         | 2,330         | 1,830                             | 500                                     | 344           | 78.5                                   | 21.5   | 14.8         |
| <b>35-39</b>               | <b>17,904</b> | <b>14,565</b>                     | <b>3,339</b>                            | <b>2,249</b>  | <b>81.4</b>                            | <b>18.6</b>                                  | <b>12.6</b>  |
| 40                         | 1,616         | 1,273                             | 343                                     | 237           | 78.8                                   | 21.2   | 14.7         |
| 41                         | 1,032         | 800                               | 232                                     | 144           | 77.5                                   | 22.5   | 14.0         |
| 42                         | 616           | 462                               | 154                                     | 99            | 75.0                                   | 25.0   | 16.1         |
| 43                         | 357           | 268                               | 89                                      | 58            | 75.1                                   | 24.9   | 16.2         |
| 44                         | 166           | 121                               | 45                                      | 21            | 72.9                                   | 27.1   | 12.7         |
| <b>40-44</b>               | <b>3,787</b>  | <b>2,924</b>                      | <b>863</b>                              | <b>559</b>    | <b>77.2</b>                            | <b>22.8</b>                                  | <b>14.8</b>  |
| <b>45 and over</b>         | <b>211</b>    | <b>148</b>                        | <b>63</b>                               | <b>30</b>     | <b>70.1</b>                            | <b>29.9</b>                                  | <b>14.2</b>  |
| Age not stated             | 20            | 16                                | 4                                       | 2             | 80.0                                   | 20.0   | 10.0         |

**Table 2.5 Number and percentage of births registered within and outside marriage/civil partnership, classified by area of residence of mother, 2012**

| Area of residence            | Total         | Married/Civil partnership parents | Unmarried/non-Civil partnership Parents |               | % to married/civil partnership parents | % to unmarried/non-civil partnership parents |              |
|------------------------------|---------------|-----------------------------------|---|---------------|--|--|--------------|
|                              |               |                                   | Total                                   | Same address  |  | Total  | Same address |
|                              | Number        |                                   |   |               | Percentage                             |  |              |
| <b>STATE</b>                 | <b>72,225</b> | <b>46,881</b>                     | <b>25,344</b>                           | <b>14,321</b> | <b>64.9</b>                            | <b>35.1</b>                                  | <b>19.8</b>  |
| <b>LEINSTER</b>              | <b>41,588</b> | <b>26,064</b>                     | <b>15,524</b>                           | <b>8,587</b>  | <b>62.7</b>                            | <b>37.3</b>                                  | <b>20.6</b>  |
| Carlow                       | 948           | 577                               | 371                                     | 219           | 60.9                                   | 39.1   | 23.1         |
| Dublin City                  | 8,025         | 4,470                             | 3,555                                   | 1,597         | 55.7                                   | 44.3   | 19.9         |
| South Dublin                 | 5,037         | 2,880                             | 2,157                                   | 1,086         | 57.2                                   | 42.8   | 21.6         |
| Fingal                       | 5,569         | 3,727                             | 1,842                                   | 1,089         | 66.9                                   | 33.1   | 19.6         |
| Dun Laoghaire Rathdown       | 2,827         | 2,075                             | 752                                     | 457           | 73.4                                   | 26.6   | 16.2         |
| Kildare                      | 3,689         | 2,446                             | 1,243                                   | 774           | 66.3                                   | 33.7   | 21.0         |
| Kilkenny                     | 1,405         | 973                               | 432                                     | 273           | 69.3                                   | 30.7   | 19.4         |
| Laois                        | 1,292         | 813                               | 479                                     | 301           | 62.9                                   | 37.1   | 23.3         |
| Longford                     | 645           | 427                               | 218                                     | 132           | 66.2                                   | 33.8   | 20.5         |
| Louth                        | 1,891         | 1,091                             | 800                                     | 405           | 57.7                                   | 42.3   | 21.4         |
| Meath                        | 3,206         | 2,239                             | 967                                     | 621           | 69.8                                   | 30.2   | 19.4         |
| Offaly                       | 1,170         | 727                               | 443                                     | 271           | 62.1                                   | 37.9   | 23.2         |
| Westmeath                    | 1,398         | 913                               | 485                                     | 294           | 65.3                                   | 34.7   | 21.0         |
| Wexford                      | 2,241         | 1,277                             | 964                                     | 564           | 57.0                                   | 43.0   | 25.2         |
| Wicklow                      | 2,245         | 1,429                             | 816                                     | 504           | 63.7                                   | 36.3   | 22.4         |
| <b>MUNSTER</b>               | <b>18,495</b> | <b>12,184</b>                     | <b>6,311</b>                            | <b>3,637</b>  | <b>65.9</b>                            | <b>34.1</b>                                  | <b>19.7</b>  |
| Clare                        | 1,690         | 1,127                             | 563                                     | 320           | 66.7                                   | 33.3   | 18.9         |
| Cork City                    | 1,431         | 716                               | 715                                     | 324           | 50.0                                   | 50.0   | 22.6         |
| Cork County                  | 6,633         | 4,824                             | 1,809                                   | 1,173         | 72.7                                   | 27.3   | 17.7         |
| Kerry                        | 1,930         | 1,317                             | 613                                     | 377           | 68.2                                   | 31.8   | 19.5         |
| Limerick City                | 809           | 356                               | 453                                     | 178           | 44.0                                   | 56.0   | 22.0         |
| Limerick County              | 2,075         | 1,444                             | 631                                     | 400           | 69.6                                   | 30.4   | 19.3         |
| North Tipperary              | 1,060         | 703                               | 357                                     | 244           | 66.3                                   | 33.7   | 23.0         |
| South Tipperary              | 1,180         | 726                               | 454                                     | 254           | 61.5                                   | 38.5   | 21.5         |
| Waterford City               | 815           | 421                               | 394                                     | 197           | 51.7                                   | 48.3   | 24.2         |
| Waterford County             | 872           | 550                               | 322                                     | 170           | 63.1                                   | 36.9   | 19.5         |
| <b>CONNACHT</b>              | <b>8,039</b>  | <b>5,834</b>                      | <b>2,205</b>                            | <b>1,410</b>  | <b>72.6</b>                            | <b>27.4</b>                                  | <b>17.5</b>  |
| Galway City                  | 1,203         | 849                               | 354                                     | 223           | 70.6                                   | 29.4   | 18.5         |
| Galway County                | 2,754         | 2,129                             | 625                                     | 438           | 77.3                                   | 22.7   | 15.9         |
| Leitrim                      | 447           | 330                               | 117                                     | 78            | 73.8                                   | 26.2   | 17.4         |
| Mayo                         | 1,784         | 1,252                             | 532                                     | 344           | 70.2                                   | 29.8   | 19.3         |
| Roscommon                    | 869           | 626                               | 243                                     | 143           | 72.0                                   | 28.0   | 16.5         |
| Sligo                        | 982           | 648                               | 334                                     | 184           | 66.0                                   | 34.0   | 18.7         |
| <b>ULSTER (PART OF)</b>      | <b>4,103</b>  | <b>2,799</b>                      | <b>1,304</b>                            | <b>687</b>    | <b>68.2</b>                            | <b>31.8</b>                                  | <b>16.7</b>  |
| Cavan                        | 1,161         | 796                               | 365                                     | 223           | 68.6                                   | 31.4   | 19.2         |
| Donegal                      | 2,104         | 1,423                             | 681                                     | 325           | 67.6                                   | 32.4   | 15.4         |
| Monaghan                     | 838           | 580                               | 258                                     | 139           | 69.2                                   | 30.8   | 16.6         |
| <b>REGIONAL AUTHORITIES:</b> |               |                                   |   |               |  |  |              |
| Border                       | 7,423         | 4,868                             | 2,555                                   | 1,354         | 65.6                                   | 34.4   | 18.2         |
| Midland                      | 4,505         | 2,880                             | 1,625                                   | 998           | 63.9                                   | 36.1   | 22.2         |
| West                         | 6,610         | 4,856                             | 1,754                                   | 1,148         | 73.5                                   | 26.5   | 17.4         |
| Dublin                       | 21,458        | 13,152                            | 8,306                                   | 4,229         | 61.3                                   | 38.7   | 19.7         |
| Mid-East                     | 9,140         | 6,114                             | 3,026                                   | 1,899         | 66.9                                   | 33.1   | 20.8         |
| Mid-West                     | 5,634         | 3,630                             | 2,004                                   | 1,142         | 64.4                                   | 35.6   | 20.3         |
| South-East                   | 7,461         | 4,524                             | 2,937                                   | 1,677         | 60.6                                   | 39.4   | 22.5         |
| South-West                   | 9,994         | 6,857                             | 3,137                                   | 1,874         | 68.6                                   | 31.4   | 18.8         |



**Table 2.6 Births registered, classified by area of residence and age of mother, 2012**

| Area of residence            | Total         | Under 20     | 20-24        | 25-29         | 30-34         | 35-39         | 40 and over  | Age not stated | Average age of mother at maternity |             |
|------------------------------|---------------|--------------|--------------|---------------|---------------|---------------|--------------|----------------|------------------------------------|-------------|
|                              |               |              |              |               |               |               |              |                | Total                              | First       |
| <b>STATE</b>                 | <b>72,225</b> | <b>1,639</b> | <b>6,966</b> | <b>15,544</b> | <b>26,154</b> | <b>17,904</b> | <b>3,998</b> | <b>20</b>      | <b>31.9</b>                        | <b>29.9</b> |
| <b>LEINSTER</b>              | <b>41,588</b> | <b>1,010</b> | <b>4,239</b> | <b>9,095</b>  | <b>14,981</b> | <b>10,042</b> | <b>2,213</b> | <b>8</b>       | <b>31.8</b>                        | <b>29.9</b> |
| Carlow                       | 948           | 29           | 132          | 223           | 323           | 206           | 35           | -              | 30.9                               | 28.4        |
| Dublin City                  | 8,025         | 242          | 995          | 1,782         | 2,693         | 1,849         | 461          | 3              | 31.5                               | 29.9        |
| South Dublin                 | 5,037         | 142          | 651          | 1,216         | 1,754         | 1,022         | 252          | -              | 31.1                               | 29.2        |
| Fingal                       | 5,569         | 92           | 465          | 1,202         | 2,125         | 1,416         | 268          | 1              | 32.1                               | 30.5        |
| Dun Laoghaire Rathdown       | 2,827         | 30           | 141          | 395           | 1,078         | 964           | 219          | -              | 33.6                               | 31.9        |
| Kildare                      | 3,689         | 73           | 298          | 807           | 1,372         | 946           | 192          | 1              | 32.1                               | 30.1        |
| Kilkenny                     | 1,405         | 22           | 112          | 288           | 518           | 385           | 80           | -              | 32.4                               | 30.1        |
| Laois                        | 1,292         | 41           | 139          | 301           | 492           | 260           | 59           | -              | 31.3                               | 29.1        |
| Longford                     | 645           | 14           | 84           | 148           | 218           | 141           | 40           | -              | 31.5                               | 29.5        |
| Louth                        | 1,891         | 62           | 242          | 459           | 622           | 431           | 75           | -              | 31.0                               | 28.5        |
| Meath                        | 3,206         | 48           | 238          | 658           | 1,260         | 835           | 167          | -              | 32.4                               | 30.2        |
| Offaly                       | 1,170         | 40           | 139          | 273           | 417           | 252           | 49           | -              | 31.1                               | 28.9        |
| Westmeath                    | 1,398         | 41           | 159          | 305           | 536           | 287           | 69           | 1              | 31.4                               | 29.2        |
| Wexford                      | 2,241         | 87           | 252          | 563           | 764           | 461           | 113          | 1              | 31.1                               | 28.8        |
| Wicklow                      | 2,245         | 47           | 192          | 475           | 809           | 587           | 134          | 1              | 32.3                               | 30.2        |
| <b>MUNSTER</b>               | <b>18,495</b> | <b>399</b>   | <b>1,689</b> | <b>3,912</b>  | <b>6,732</b>  | <b>4,691</b>  | <b>1,068</b> | <b>4</b>       | <b>32.1</b>                        | <b>30.0</b> |
| Clare                        | 1,690         | 48           | 160          | 331           | 582           | 436           | 133          | -              | 32.2                               | 30.2        |
| Cork City                    | 1,431         | 45           | 211          | 381           | 453           | 275           | 64           | 2              | 30.6                               | 28.9        |
| Cork County                  | 6,633         | 84           | 464          | 1,206         | 2,628         | 1,867         | 383          | 1              | 32.7                               | 30.8        |
| Kerry                        | 1,930         | 44           | 160          | 373           | 690           | 516           | 146          | 1              | 32.5                               | 30.3        |
| Limerick City                | 809           | 33           | 145          | 231           | 248           | 111           | 41           | -              | 29.9                               | 27.7        |
| Limerick County              | 2,075         | 32           | 177          | 442           | 760           | 551           | 113          | -              | 32.3                               | 30.4        |
| North Tipperary              | 1,060         | 33           | 96           | 241           | 370           | 258           | 62           | -              | 31.9                               | 29.4        |
| South Tipperary              | 1,180         | 36           | 111          | 301           | 405           | 276           | 51           | -              | 31.5                               | 29.1        |
| Waterford City               | 815           | 29           | 97           | 226           | 271           | 162           | 30           | -              | 30.9                               | 28.6        |
| Waterford County             | 872           | 15           | 68           | 180           | 325           | 239           | 45           | -              | 32.3                               | 29.9        |
| <b>CONNACHT</b>              | <b>8,039</b>  | <b>138</b>   | <b>621</b>   | <b>1,566</b>  | <b>2,930</b>  | <b>2,258</b>  | <b>519</b>   | <b>7</b>       | <b>32.5</b>                        | <b>30.5</b> |
| Galway City                  | 1,203         | 27           | 116          | 276           | 419           | 290           | 74           | 1              | 31.8                               | 30.2        |
| Galway County                | 2,754         | 33           | 167          | 463           | 1,022         | 876           | 192          | 1              | 33.2                               | 31.3        |
| Leitrim                      | 447           | 10           | 33           | 88            | 169           | 124           | 22           | 1              | 32.4                               | 30.2        |
| Mayo                         | 1,784         | 34           | 153          | 368           | 655           | 462           | 111          | 1              | 32.2                               | 30.4        |
| Roscommon                    | 869           | 13           | 63           | 165           | 314           | 253           | 59           | 2              | 32.7                               | 30.5        |
| Sligo                        | 982           | 21           | 89           | 206           | 351           | 253           | 61           | 1              | 32.1                               | 29.6        |
| <b>ULSTER (PART OF)</b>      | <b>4,103</b>  | <b>92</b>    | <b>417</b>   | <b>971</b>    | <b>1,511</b>  | <b>913</b>    | <b>198</b>   | <b>1</b>       | <b>31.6</b>                        | <b>29.1</b> |
| Cavan                        | 1,161         | 24           | 117          | 290           | 426           | 254           | 50           | -              | 31.5                               | 29.4        |
| Donegal                      | 2,104         | 59           | 227          | 456           | 764           | 489           | 109          | -              | 31.6                               | 28.7        |
| Monaghan                     | 838           | 9            | 73           | 225           | 321           | 170           | 39           | 1              | 31.6                               | 29.5        |
| <b>REGIONAL AUTHORITIES:</b> |               |              |              |               |               |               |              |                |                                    |             |
| Border                       | 7,423         | 185          | 781          | 1,724         | 2,653         | 1,721         | 356          | 3              | 31.5                               | 29.1        |
| Midland                      | 4,505         | 136          | 521          | 1,027         | 1,663         | 940           | 217          | 1              | 31.3                               | 29.1        |
| West                         | 6,610         | 107          | 499          | 1,272         | 2,410         | 1,881         | 436          | 5              | 32.6                               | 30.7        |
| Dublin                       | 21,458        | 506          | 2,252        | 4,595         | 7,650         | 5,251         | 1,200        | 4              | 31.8                               | 30.2        |
| Mid-East                     | 9,140         | 168          | 728          | 1,940         | 3,441         | 2,368         | 493          | 2              | 32.2                               | 30.1        |
| Mid-West                     | 5,634         | 146          | 578          | 1,245         | 1,960         | 1,356         | 349          | -              | 31.8                               | 29.7        |
| South-East                   | 7,461         | 218          | 772          | 1,781         | 2,606         | 1,729         | 354          | 1              | 31.5                               | 29.1        |
| South-West                   | 9,994         | 173          | 835          | 1,960         | 3,771         | 2,658         | 593          | 4              | 32.4                               | 30.4        |

**Table 2.7 Births registered outside marriage/civil partnership, classified by area of residence and age of mother, 2012**

| Area of residence            | Total         | Under 25     | 25-29        | 30-34        | 35-39        | 40 and over | Age not stated | Average age of mother at maternity |             |
|------------------------------|---------------|--------------|--------------|--------------|--------------|-------------|----------------|------------------------------------|-------------|
|                              |               |              |              |              |              |             |                | Total                              | First       |
| <b>STATE</b>                 | <b>25,344</b> | <b>7,106</b> | <b>7,707</b> | <b>6,262</b> | <b>3,339</b> | <b>926</b>  | <b>4</b>       | <b>28.9</b>                        | <b>27.3</b> |
| <b>LEINSTER</b>              | <b>15,524</b> | <b>4,335</b> | <b>4,707</b> | <b>3,859</b> | <b>2,054</b> | <b>568</b>  | <b>1</b>       | <b>29.0</b>                        | <b>27.4</b> |
| Carlow                       | 371           | 135          | 108          | 79           | 40           | 9           | -              | 27.8                               | 26.0        |
| Dublin City                  | 3,555         | 1,020        | 1,002        | 871          | 510          | 152         | -              | 29.1                               | 27.8        |
| South Dublin                 | 2,157         | 646          | 675          | 531          | 236          | 69          | -              | 28.5                               | 26.9        |
| Fingal                       | 1,842         | 432          | 547          | 526          | 268          | 69          | -              | 29.6                               | 28.2        |
| Dun Laoghaire Rathdown       | 752           | 142          | 191          | 224          | 152          | 43          | -              | 30.8                               | 29.6        |
| Kildare                      | 1,243         | 325          | 396          | 308          | 170          | 44          | -              | 29.0                               | 27.3        |
| Kilkenny                     | 432           | 116          | 142          | 96           | 63           | 15          | -              | 29.2                               | 27.4        |
| Laois                        | 479           | 158          | 148          | 112          | 52           | 9           | -              | 28.1                               | 25.9        |
| Longford                     | 218           | 71           | 68           | 44           | 29           | 6           | -              | 28.4                               | 27.6        |
| Louth                        | 800           | 264          | 251          | 164          | 102          | 19          | -              | 28.1                               | 26.0        |
| Meath                        | 967           | 227          | 320          | 268          | 118          | 34          | -              | 29.3                               | 27.3        |
| Offaly                       | 443           | 156          | 135          | 90           | 50           | 12          | -              | 27.9                               | 26.0        |
| Westmeath                    | 485           | 155          | 152          | 107          | 55           | 16          | -              | 28.3                               | 26.4        |
| Wexford                      | 964           | 285          | 314          | 234          | 100          | 31          | -              | 28.4                               | 26.5        |
| Wicklow                      | 816           | 203          | 258          | 205          | 109          | 40          | 1              | 29.4                               | 27.9        |
| <b>MUNSTER</b>               | <b>6,311</b>  | <b>1,783</b> | <b>1,938</b> | <b>1,568</b> | <b>794</b>   | <b>226</b>  | <b>2</b>       | <b>28.8</b>                        | <b>27.1</b> |
| Clare                        | 563           | 183          | 166          | 134          | 53           | 27          | -              | 28.4                               | 27.0        |
| Cork City                    | 715           | 215          | 247          | 164          | 66           | 22          | 1              | 28.2                               | 26.9        |
| Cork County                  | 1,809         | 459          | 513          | 489          | 271          | 76          | 1              | 29.5                               | 27.8        |
| Kerry                        | 613           | 170          | 160          | 160          | 94           | 29          | -              | 29.3                               | 27.6        |
| Limerick City                | 453           | 155          | 147          | 98           | 37           | 16          | -              | 27.8                               | 25.8        |
| Limerick County              | 631           | 172          | 190          | 163          | 88           | 18          | -              | 29.0                               | 27.4        |
| North Tipperary              | 357           | 111          | 122          | 75           | 42           | 7           | -              | 28.1                               | 25.7        |
| South Tipperary              | 454           | 134          | 160          | 105          | 42           | 13          | -              | 28.1                               | 25.9        |
| Waterford City               | 394           | 107          | 133          | 94           | 55           | 5           | -              | 28.6                               | 26.6        |
| Waterford County             | 322           | 77           | 100          | 86           | 46           | 13          | -              | 29.3                               | 27.6        |
| <b>CONNACHT</b>              | <b>2,205</b>  | <b>561</b>   | <b>656</b>   | <b>567</b>   | <b>339</b>   | <b>81</b>   | <b>1</b>       | <b>29.3</b>                        | <b>27.8</b> |
| Galway City                  | 354           | 82           | 109          | 91           | 62           | 10          | -              | 29.6                               | 28.3        |
| Galway County                | 625           | 146          | 181          | 163          | 106          | 28          | 1              | 29.8                               | 28.2        |
| Leitrim                      | 117           | 33           | 34           | 34           | 15           | 1           | -              | 28.6                               | 27.1        |
| Mayo                         | 532           | 141          | 163          | 133          | 72           | 23          | -              | 29.1                               | 27.8        |
| Roscommon                    | 243           | 60           | 73           | 64           | 39           | 7           | -              | 29.4                               | 27.5        |
| Sligo                        | 334           | 99           | 96           | 82           | 45           | 12          | -              | 28.8                               | 27.2        |
| <b>ULSTER (PART OF)</b>      | <b>1,304</b>  | <b>427</b>   | <b>406</b>   | <b>268</b>   | <b>152</b>   | <b>51</b>   | <b>-</b>       | <b>28.3</b>                        | <b>26.1</b> |
| Cavan                        | 365           | 112          | 115          | 75           | 48           | 15          | -              | 28.6                               | 26.5        |
| Donegal                      | 681           | 246          | 200          | 123          | 86           | 26          | -              | 28.0                               | 25.4        |
| Monaghan                     | 258           | 69           | 91           | 70           | 18           | 10          | -              | 28.6                               | 27.4        |
| <b>REGIONAL AUTHORITIES:</b> |               |              |              |              |              |             |                |                                    |             |
| Border                       | 2,555         | 823          | 787          | 548          | 314          | 83          | -              | 28.3                               | 26.2        |
| Midland                      | 1,625         | 540          | 503          | 353          | 186          | 43          | -              | 28.1                               | 26.3        |
| West                         | 1,754         | 429          | 526          | 451          | 279          | 68          | 1              | 29.5                               | 28.0        |
| Dublin                       | 8,306         | 2,240        | 2,415        | 2,152        | 1,166        | 333         | -              | 29.2                               | 27.9        |
| Mid-East                     | 3,026         | 755          | 974          | 781          | 397          | 118         | 1              | 29.2                               | 27.5        |
| Mid-West                     | 2,004         | 621          | 625          | 470          | 220          | 68          | -              | 28.4                               | 26.6        |
| South-East                   | 2,937         | 854          | 957          | 694          | 346          | 86          | -              | 28.5                               | 26.6        |
| South-West                   | 3,137         | 844          | 920          | 813          | 431          | 127         | 2              | 29.2                               | 27.6        |

**Table 2.8a Births registered, classified by nationality, marital status and average age of mother, 2012**

| Nationality of mother              | Total births  | % of total births | % of births outside marriage/civil partnership | Average age |
|------------------------------------|---------------|-------------------|--|-------------|
| <b>TOTAL</b>                       | <b>72,225</b> | <b>100.0</b>      | <b>35.1</b>                                    | <b>31.9</b> |
| Ireland                            | 54,865        | 76.0              | 35.5   | 32.3        |
| United Kingdom                     | 1,595         | 2.2               | 45.3   | 31.9        |
| EU15 excl. Irl & UK                | 1,016         | 1.4               | 42.5   | 33.5        |
| Accession states (EU27 excl. EU15) | 8,007         | 11.1              | 38.1   | 29.6        |
| Other                              | 5,911         | 8.2               | 22.7   | 31.5        |
| Not stated                         | 831           | 1.2               | 41.0   | 31.3        |

**Table 2.8b Births registered, classified by nationality of parents, 2012**

| Nationality of mother              | Nationality of father              | Number        | Percentage   |
|------------------------------------|------------------------------------|---------------|--------------|
| <b>TOTAL</b>                       |                                    | <b>72,225</b> | <b>100.0</b> |
| Ireland                            | Ireland                            | 39,138        | 54.2         |
| Ireland                            | United Kingdom                     | 1,060         | 1.5          |
| Ireland                            | EU15 excl. Irl & UK                | 352           | 0.5          |
| Ireland                            | Accession states (EU27 excl. EU15) | 203           | 0.3          |
| Ireland                            | Other                              | 847           | 1.2          |
| Ireland                            | Not stated                         | 13,265        | 18.4         |
| United Kingdom                     | Ireland                            | 902           | 1.3          |
| EU15 excl. Irl & UK                | Ireland                            | 443           | 0.6          |
| Accession states (EU27 excl. EU15) | Ireland                            | 554           | 0.8          |
| Other                              | Ireland                            | 1,102         | 1.5          |
| Not stated                         | Ireland                            | 223           | 0.3          |
| United Kingdom                     | United Kingdom                     | 225           | 0.3          |
| EU15 excl. Irl & UK                | EU15 excl. Irl & UK                | 204           | 0.3          |
| Accession states (EU27 excl. EU15) | Accession states (EU27 excl. EU15) | 5,039         | 7.0          |
| Other                              | Other                              | 3,307         | 4.6          |
| Remainder                          |                                    | 5,361         | 7.4          |

**Table 2.9 Deaths registered by county of residence of deceased, 2012**

| Area of residence            | Total         | Male          | Female        | Rate <sup>(a)</sup> |
|------------------------------|---------------|---------------|---------------|---------------------|
| <b>STATE</b>                 | <b>28,848</b> | <b>14,778</b> | <b>14,070</b> | <b>6.3</b>          |
| <b>LEINSTER</b>              | <b>14,466</b> | <b>7,275</b>  | <b>7,191</b>  | <b>5.8</b>          |
| Carlow                       | 338           | 188           | 150           | 6.2                 |
| Dublin City                  | 4,124         | 2,031         | 2,093         | 8.0                 |
| South Dublin                 | 974           | 497           | 477           | 3.6                 |
| Fingal                       | 1,033         | 530           | 503           | 3.7                 |
| Dun Laoghaire Rathdown       | 1,419         | 677           | 742           | 6.9                 |
| Kildare                      | 935           | 501           | 434           | 4.4                 |
| Kilkenny                     | 598           | 296           | 302           | 6.2                 |
| Laois                        | 451           | 250           | 201           | 5.5                 |
| Longford                     | 270           | 142           | 128           | 6.8                 |
| Louth                        | 748           | 361           | 387           | 6.0                 |
| Meath                        | 778           | 411           | 367           | 4.2                 |
| Offaly                       | 430           | 214           | 216           | 5.6                 |
| Westmeath                    | 562           | 261           | 301           | 6.5                 |
| Wexford                      | 998           | 520           | 478           | 6.8                 |
| Wicklow                      | 808           | 396           | 412           | 5.9                 |
| <b>MUNSTER</b>               | <b>8,496</b>  | <b>4,421</b>  | <b>4,075</b>  | <b>6.8</b>          |
| Clare                        | 708           | 393           | 315           | 6.0                 |
| Cork City                    | 1,139         | 584           | 555           | 9.7                 |
| Cork County                  | 2,199         | 1,169         | 1,030         | 5.5                 |
| Kerry                        | 1,130         | 620           | 510           | 7.9                 |
| Limerick City                | 516           | 228           | 288           | 9.2                 |
| Limerick County              | 880           | 449           | 431           | 6.6                 |
| North Tipperary              | 551           | 277           | 274           | 7.7                 |
| South Tipperary              | 612           | 323           | 289           | 6.9                 |
| Waterford City               | 264           | 116           | 148           | 5.7                 |
| Waterford County             | 497           | 262           | 235           | 7.3                 |
| <b>CONNACHT</b>              | <b>3,819</b>  | <b>2,006</b>  | <b>1,813</b>  | <b>7.1</b>          |
| Galway City                  | 267           | 144           | 123           | 3.7                 |
| Galway County                | 1,254         | 670           | 584           | 7.2                 |
| Leitrim                      | 257           | 149           | 108           | 8.0                 |
| Mayo                         | 1,113         | 579           | 534           | 8.5                 |
| Roscommon                    | 475           | 240           | 235           | 7.4                 |
| Sligo                        | 453           | 224           | 229           | 7.0                 |
| <b>ULSTER (PART OF)</b>      | <b>2,067</b>  | <b>1,076</b>  | <b>991</b>    | <b>7.0</b>          |
| Cavan                        | 527           | 289           | 238           | 7.2                 |
| Donegal                      | 1,117         | 587           | 530           | 6.9                 |
| Monaghan                     | 423           | 200           | 223           | 6.9                 |
| <b>REGIONAL AUTHORITIES:</b> |               |               |               |                     |
| Border                       | 3,525         | 1,810         | 1,715         | 6.8                 |
| Midland                      | 1,713         | 867           | 846           | 6.0                 |
| West                         | 3,109         | 1,633         | 1,476         | 7.0                 |
| Dublin                       | 7,550         | 3,735         | 3,815         | 6.0                 |
| Mid-East                     | 2,521         | 1,308         | 1,213         | 4.7                 |
| Mid-West                     | 2,655         | 1,347         | 1,308         | 7.0                 |
| South-East                   | 3,307         | 1,705         | 1,602         | 6.6                 |
| South-West                   | 4,468         | 2,373         | 2,095         | 6.7                 |

<sup>1</sup> Deaths per year per 1,000 population. Annual rates based on estimated 2012 Usual Residence population.

**Table 2.10 Deaths registered by cause of death and county of residence of deceased, 2012**

| Area of residence            | Total deaths  | Malignant Neoplasms | Diseases of the Circulatory system | Diseases of the Respiratory system | External causes | All other causes |
|------------------------------|---------------|---------------------|------------------------------------|------------------------------------|-----------------|------------------|
| <b>STATE</b>                 | <b>28,848</b> | <b>8,544</b>        | <b>9,267</b>                       | <b>3,473</b>                       | <b>1,615</b>    | <b>5,949</b>     |
| <b>LEINSTER</b>              | <b>14,466</b> | <b>4,439</b>        | <b>4,440</b>                       | <b>1,761</b>                       | <b>758</b>      | <b>3,068</b>     |
| Carlow                       | 338           | 99                  | 119                                | 54                                 | 15              | 51               |
| Dublin City                  | 4,124         | 1,246               | 1,231                              | 505                                | 244             | 898              |
| South Dublin                 | 974           | 333                 | 283                                | 104                                | 48              | 206              |
| Fingal                       | 1,033         | 359                 | 275                                | 117                                | 49              | 233              |
| Dun Laoghaire Rathdown       | 1,419         | 429                 | 440                                | 171                                | 42              | 337              |
| Kildare                      | 935           | 308                 | 280                                | 104                                | 61              | 182              |
| Kilkenny                     | 598           | 180                 | 209                                | 67                                 | 26              | 116              |
| Laois                        | 451           | 134                 | 157                                | 48                                 | 21              | 91               |
| Longford                     | 270           | 67                  | 88                                 | 54                                 | 9               | 52               |
| Louth                        | 748           | 228                 | 221                                | 105                                | 46              | 148              |
| Meath                        | 778           | 241                 | 252                                | 84                                 | 42              | 159              |
| Offaly                       | 430           | 141                 | 139                                | 53                                 | 23              | 74               |
| Westmeath                    | 562           | 171                 | 187                                | 69                                 | 25              | 110              |
| Wexford                      | 998           | 271                 | 309                                | 118                                | 68              | 232              |
| Wicklow                      | 808           | 232                 | 250                                | 108                                | 39              | 179              |
| <b>MUNSTER</b>               | <b>8,496</b>  | <b>2,464</b>        | <b>2,847</b>                       | <b>949</b>                         | <b>533</b>      | <b>1,703</b>     |
| Clare                        | 708           | 186                 | 257                                | 91                                 | 39              | 135              |
| Cork City                    | 1,139         | 343                 | 352                                | 120                                | 108             | 216              |
| Cork County                  | 2,199         | 647                 | 726                                | 222                                | 130             | 474              |
| Kerry                        | 1,130         | 329                 | 376                                | 138                                | 67              | 220              |
| Limerick City                | 516           | 135                 | 164                                | 59                                 | 36              | 122              |
| Limerick County              | 880           | 258                 | 312                                | 100                                | 47              | 163              |
| North Tipperary              | 551           | 159                 | 197                                | 60                                 | 28              | 107              |
| South Tipperary              | 612           | 169                 | 224                                | 64                                 | 40              | 115              |
| Waterford City               | 264           | 86                  | 79                                 | 35                                 | 14              | 50               |
| Waterford County             | 497           | 152                 | 160                                | 60                                 | 24              | 101              |
| <b>CONNACHT</b>              | <b>3,819</b>  | <b>1,055</b>        | <b>1,282</b>                       | <b>512</b>                         | <b>225</b>      | <b>745</b>       |
| Galway City                  | 267           | 72                  | 88                                 | 25                                 | 22              | 60               |
| Galway County                | 1,254         | 372                 | 387                                | 166                                | 73              | 256              |
| Leitrim                      | 257           | 59                  | 95                                 | 38                                 | 19              | 46               |
| Mayo                         | 1,113         | 289                 | 403                                | 156                                | 72              | 193              |
| Roscommon                    | 475           | 124                 | 166                                | 71                                 | 20              | 94               |
| Sligo                        | 453           | 139                 | 143                                | 56                                 | 19              | 96               |
| <b>ULSTER (PART OF)</b>      | <b>2,067</b>  | <b>586</b>          | <b>698</b>                         | <b>251</b>                         | <b>99</b>       | <b>433</b>       |
| Cavan                        | 527           | 130                 | 187                                | 59                                 | 33              | 118              |
| Donegal                      | 1,117         | 344                 | 369                                | 144                                | 40              | 220              |
| Monaghan                     | 423           | 112                 | 142                                | 48                                 | 26              | 95               |
| <b>REGIONAL AUTHORITIES:</b> |               |                     |                                    |                                    |                 |                  |
| Border                       | 3,525         | 1,012               | 1,157                              | 450                                | 183             | 723              |
| Midland                      | 1,713         | 513                 | 571                                | 224                                | 78              | 327              |
| West                         | 3,109         | 857                 | 1,044                              | 418                                | 187             | 603              |
| Dublin                       | 7,550         | 2,367               | 2,229                              | 897                                | 383             | 1,674            |
| Mid-East                     | 2,521         | 781                 | 782                                | 296                                | 142             | 520              |
| Mid-West                     | 2,655         | 738                 | 930                                | 310                                | 150             | 527              |
| South-East                   | 3,307         | 957                 | 1,100                              | 398                                | 187             | 665              |
| South-West                   | 4,468         | 1,319               | 1,454                              | 480                                | 305             | 910              |

**Table 2.11 Deaths registered classified by cause and age-group, 2012**

| Cause of Death   | 65 COD Code | ICD-10 Code     | Total         | Age-Group  |           |           |            |            |            |              |              |              |              |              |
|--|-------------|-----------------|---------------|------------|-----------|-----------|------------|------------|------------|--------------|--------------|--------------|--------------|--------------|
|  |             |                 |               | Under 1    | 1-4       | 5-14      | 15-24      | 25-34      | 35-44      | 45-54        | 55-64        | 65-74        | 75-84        | 85 and over  |
| <b>Total Deaths</b>  | <b>0</b>    | <b>A00-Y89</b>  | <b>28,848</b> | <b>250</b> | <b>45</b> | <b>60</b> | <b>251</b> | <b>449</b> | <b>764</b> | <b>1,434</b> | <b>2,827</b> | <b>4,871</b> | <b>8,496</b> | <b>9,401</b> |
| <b>Infectious and parasitic diseases:-</b>                                     | <b>1</b>    | <b>A00-B99</b>  | <b>246</b>    | <b>5</b>   | <b>6</b>  | <b>2</b>  | <b>1</b>   | <b>6</b>   | <b>15</b>  | <b>18</b>    | <b>9</b>     | <b>38</b>    | <b>79</b>    | <b>67</b>    |
| Tuberculosis   | 2           | A15-A19,B90     | 27            | 0          | 0         | 0         | 0          | 0          | 0          | 0            | 3            | 4            | 13           | 7            |
| Meningococcal infection  | 3           | A39             | 2             | 0          | 1         | 1         | 0          | 0          | 0          | 0            | 0            | 0            | 0            | 0            |
| AIDS (HIV Disease)   | 4           | B20-B24         | 16            | 0          | 0         | 0         | 0          | 2          | 8          | 4            | 1            | 1            | 0            | 0            |
| Viral Hepatitis  | 5           | B15-B19         | 19            | 0          | 0         | 0         | 0          | 3          | 6          | 7            | 0            | 2            | 1            | 0            |
| Other infectious and parasitic diseases  |             |                 | 182           | 5          | 5         | 1         | 1          | 1          | 1          | 7            | 5            | 31           | 65           | 60           |
| <b>Neoplasms</b>   | <b>6</b>    | <b>C00-D48</b>  | <b>8,777</b>  | <b>1</b>   | <b>9</b>  | <b>23</b> | <b>30</b>  | <b>65</b>  | <b>222</b> | <b>564</b>   | <b>1,411</b> | <b>2,247</b> | <b>2,696</b> | <b>1,509</b> |
| <b>Malignant Neoplasms of the:-</b>  | <b>7</b>    | <b>C00-C97</b>  | <b>8,544</b>  | <b>1</b>   | <b>9</b>  | <b>21</b> | <b>29</b>  | <b>65</b>  | <b>218</b> | <b>559</b>   | <b>1,394</b> | <b>2,206</b> | <b>2,610</b> | <b>1,432</b> |
| Lip, oral cavity, pharynx  | 8           | C00-C14         | 165           | 0          | 0         | 0         | 0          | 0          | 2          | 25           | 38           | 48           | 32           | 20           |
| Oesophagus   | 9           | C15             | 373           | 0          | 0         | 0         | 1          | 1          | 5          | 17           | 64           | 119          | 102          | 64           |
| Stomach  | 10          | C16             | 321           | 0          | 0         | 0         | 0          | 2          | 6          | 16           | 41           | 86           | 113          | 57           |
| Colon  | 11          | C18             | 540           | 0          | 0         | 0         | 0          | 1          | 11         | 23           | 70           | 135          | 180          | 120          |
| Rectum and anus  | 12          | C19-C21         | 448           | 0          | 0         | 0         | 1          | 1          | 10         | 25           | 80           | 117          | 155          | 59           |
| Liver and the intrahepatic bile ducts  | 13          | C22             | 245           | 0          | 0         | 0         | 0          | 4          | 7          | 15           | 39           | 69           | 62           | 49           |
| Pancreas   | 14          | C25             | 464           | 0          | 0         | 0         | 0          | 1          | 4          | 27           | 80           | 124          | 161          | 67           |
| Larynx and trachea/bronchus /lung  | 15          | C32-C34         | 1,851         | 0          | 0         | 0         | 1          | 2          | 14         | 95           | 382          | 562          | 586          | 209          |
| Skin   | 16          | C43             | 148           | 0          | 0         | 0         | 3          | 6          | 5          | 16           | 16           | 35           | 41           | 26           |
| Breast   | 17          | C50             | 685           | 0          | 0         | 0         | 0          | 8          | 45         | 99           | 126          | 138          | 156          | 113          |
| Cervix uteri   | 18          | C53             | 90            | 0          | 0         | 0         | 0          | 6          | 16         | 15           | 29           | 11           | 8            | 5            |
| Other parts of uterus  | 19          | C54-C55         | 99            | 0          | 0         | 0         | 0          | 0          | 0          | 4            | 19           | 23           | 32           | 21           |
| Ovary  | 20          | C56             | 273           | 0          | 1         | 0         | 0          | 2          | 10         | 27           | 53           | 69           | 76           | 35           |
| Prostate   | 21          | C61             | 518           | 0          | 0         | 0         | 0          | 0          | 2          | 2            | 31           | 113          | 204          | 166          |
| Kidney   | 22          | C64             | 184           | 0          | 0         | 3         | 1          | 0          | 7          | 17           | 30           | 54           | 41           | 31           |
| Bladder  | 23          | C67             | 208           | 0          | 0         | 0         | 1          | 0          | 2          | 6            | 16           | 50           | 72           | 61           |
| Lymph/haematopoietic tissue  | 24          | C81-C96         | 767           | 0          | 2         | 7         | 11         | 6          | 20         | 36           | 103          | 185          | 275          | 122          |
| Other malignant neoplasms  |             |                 | 1,165         | 1          | 6         | 11        | 10         | 25         | 52         | 94           | 177          | 268          | 314          | 207          |
| <b>Diseases of the blood and blood-forming organs, immunological disorders</b> | <b>25</b>   | <b>D50-D89</b>  | <b>92</b>     | <b>0</b>   | <b>0</b>  | <b>1</b>  | <b>1</b>   | <b>2</b>   | <b>2</b>   | <b>8</b>     | <b>10</b>    | <b>12</b>    | <b>20</b>    | <b>36</b>    |
| <b>Endocrine, Nutritional and metabolic diseases</b>                           | <b>26</b>   | <b>E00-E90</b>  | <b>703</b>    | <b>5</b>   | <b>1</b>  | <b>3</b>  | <b>10</b>  | <b>13</b>  | <b>15</b>  | <b>20</b>    | <b>42</b>    | <b>112</b>   | <b>261</b>   | <b>221</b>   |
| Diabetes mellitus  | 27          | E10-E14         | 514           | 0          | 0         | 0         | 1          | 1          | 5          | 13           | 29           | 86           | 210          | 169          |
| <b>Mental and behavioural disorders</b>  | <b>28</b>   | <b>F00-F99</b>  | <b>945</b>    | <b>0</b>   | <b>0</b>  | <b>0</b>  | <b>0</b>   | <b>1</b>   | <b>4</b>   | <b>6</b>     | <b>8</b>     | <b>57</b>    | <b>257</b>   | <b>612</b>   |
| Alcohol abuse (including alcoholic psychosis)                                  | 29          | F10             | 7             | 0          | 0         | 0         | 0          | 0          | 2          | 3            | 0            | 1            | 1            | 0            |
| Drug dependence, toxicomania   | 30          | F11-F16,F18-F19 | 0             | 0          | 0         | 0         | 0          | 0          | 0          | 0            | 0            | 0            | 0            | 0            |
| <b>Diseases of the nervous system and the sense organs</b>                     | <b>31</b>   | <b>G00-H95</b>  | <b>1,308</b>  | <b>4</b>   | <b>8</b>  | <b>3</b>  | <b>11</b>  | <b>17</b>  | <b>27</b>  | <b>50</b>    | <b>105</b>   | <b>174</b>   | <b>441</b>   | <b>468</b>   |
| Meningitis   | 32          | G00-G03         | 8             | 1          | 0         | 0         | 1          | 0          | 1          | 3            | 0            | 1            | 1            | 0            |
| <b>Diseases of the Circulatory System:-</b>                                    | <b>33</b>   | <b>I00-I99</b>  | <b>9,267</b>  | <b>0</b>   | <b>3</b>  | <b>1</b>  | <b>10</b>  | <b>37</b>  | <b>104</b> | <b>341</b>   | <b>676</b>   | <b>1,324</b> | <b>2,859</b> | <b>3,912</b> |
| Ischaemic heart disease  | 34          | I20-I25         | 4,646         | 0          | 0         | 0         | 1          | 9          | 44         | 194          | 423          | 802          | 1,428        | 1,745        |
| <i>of which: (Acute myocardial infarction)</i>                                 |             | <i>I21</i>      | <i>2,278</i>  | <i>0</i>   | <i>0</i>  | <i>0</i>  | <i>0</i>   | <i>5</i>   | <i>13</i>  | <i>71</i>    | <i>159</i>   | <i>385</i>   | <i>729</i>   | <i>916</i>   |
| Other heart disease  | 35          | I30-I33,I39-I52 | 1,351         | 0          | 1         | 0         | 4          | 12         | 22         | 56           | 73           | 129          | 341          | 713          |
| Cerebrovascular disease  | 36          | I60-I69         | 1,928         | 0          | 1         | 0         | 1          | 6          | 19         | 60           | 92           | 203          | 629          | 917          |
| Other diseases of circulatory system   |             |                 | 1,342         | 0          | 1         | 1         | 4          | 10         | 19         | 31           | 88           | 190          | 461          | 537          |

|   |           |                 |              |            |          |           |            |            |            |            |            |            |              |              |
|---|-----------|-----------------|--------------|------------|----------|-----------|------------|------------|------------|------------|------------|------------|--------------|--------------|
| <b>Diseases of the Respiratory system</b>                                 | <b>37</b> | <b>J00-J99</b>  | <b>3,473</b> | <b>0</b>   | <b>1</b> | <b>3</b>  | <b>2</b>   | <b>10</b>  | <b>7</b>   | <b>50</b>  | <b>153</b> | <b>481</b> | <b>1,131</b> | <b>1,635</b> |
| Influenza   | 38        | J10-J11         | 6            | 0          | 0        | 0         | 0          | 0          | 0          | 0          | 0          | 0          | 2            | 4            |
| Pneumonia   | 39        | J12-J19         | 1,115        | 0          | 1        | 0         | 1          | 1          | 2          | 20         | 24         | 82         | 265          | 719          |
| Chronic Lower respiratory disease   | 40        | J40-J47         | 1,543        | 0          | 0        | 3         | 1          | 5          | 1          | 14         | 92         | 271        | 615          | 541          |
| <i>of which: Asthma</i>   | 41        | J45-J46         | 39           | 0          | 0        | 3         | 1          | 1          | 1          | 1          | 2          | 3          | 9            | 18           |
| Other diseases of the respiratory system                                  |           |                 | 809          | 0          | 0        | 0         | 0          | 4          | 4          | 16         | 37         | 128        | 249          | 371          |
| <b>Diseases of the Digestive system</b>                                   | <b>42</b> | <b>K00-K93</b>  | <b>1,112</b> | <b>1</b>   | <b>0</b> | <b>0</b>  | <b>3</b>   | <b>12</b>  | <b>80</b>  | <b>115</b> | <b>163</b> | <b>171</b> | <b>296</b>   | <b>271</b>   |
| Ulcer of stomach, duodenum and jejunum                                    | 43        | K25-K28         | 81           | 0          | 0        | 0         | 0          | 0          | 1          | 3          | 10         | 18         | 21           | 28           |
| Chronic liver disease   | 44        | K70,K73-K74     | 324          | 0          | 0        | 0         | 0          | 6          | 50         | 80         | 92         | 53         | 33           | 10           |
| Other diseases of the digestive system                                    |           |                 | 707          | 1          | 0        | 0         | 3          | 6          | 29         | 32         | 61         | 100        | 242          | 233          |
| <b>Diseases of the skin and subcutaneous tissue</b>                       | <b>45</b> | <b>L00-L99</b>  | <b>39</b>    | <b>0</b>   | <b>0</b> | <b>0</b>  | <b>0</b>   | <b>0</b>   | <b>0</b>   | <b>3</b>   | <b>1</b>   | <b>5</b>   | <b>8</b>     | <b>22</b>    |
| <b>Diseases of the musculoskeletal system/connective tissue</b>           | <b>46</b> | <b>M00-M99</b>  | <b>231</b>   | <b>0</b>   | <b>0</b> | <b>1</b>  | <b>4</b>   | <b>0</b>   | <b>6</b>   | <b>2</b>   | <b>19</b>  | <b>28</b>  | <b>77</b>    | <b>94</b>    |
| Rheumatoid arthritis and osteoarthritis                                   | 47        | M05-M06,M15-M19 | 75           | 0          | 0        | 0         | 0          | 0          | 0          | 0          | 6          | 7          | 31           | 31           |
| <b>Diseases of the genitourinary system</b>                               | <b>48</b> | <b>N00-N99</b>  | <b>657</b>   | <b>0</b>   | <b>0</b> | <b>0</b>  | <b>0</b>   | <b>2</b>   | <b>4</b>   | <b>8</b>   | <b>11</b>  | <b>58</b>  | <b>218</b>   | <b>356</b>   |
| Diseases of the kidney and ureter   | 49        | N00-N29         | 464          | 0          | 0        | 0         | 0          | 2          | 3          | 4          | 6          | 43         | 172          | 234          |
| <b>Complications of pregnancy, childbirth and puerperium</b>              | <b>50</b> | <b>O00-O99</b>  | <b>1</b>     | <b>0</b>   | <b>0</b> | <b>0</b>  | <b>0</b>   | <b>1</b>   | <b>0</b>   | <b>0</b>   | <b>0</b>   | <b>0</b>   | <b>0</b>     | <b>0</b>     |
| <b>Certain conditions originating in the perinatal period<sup>1</sup></b> | <b>51</b> | <b>P00-P96</b>  | <b>109</b>   | <b>108</b> | <b>0</b> | <b>1</b>  | <b>0</b>   | <b>0</b>   | <b>0</b>   | <b>0</b>   | <b>0</b>   | <b>0</b>   | <b>0</b>     | <b>0</b>     |
| <b>Congenital malformations and chromosomal abnormalities</b>             | <b>52</b> | <b>Q00-Q99</b>  | <b>188</b>   | <b>105</b> | <b>8</b> | <b>7</b>  | <b>5</b>   | <b>7</b>   | <b>11</b>  | <b>12</b>  | <b>14</b>  | <b>11</b>  | <b>6</b>     | <b>2</b>     |
| Congenital malformations of the:-   |           |                 |              |            |          |           |            |            |            |            |            |            |              |              |
| Nervous system  | 53        | Q00-Q07         | 22           | 13         | 1        | 2         | 1          | 4          | 0          | 0          | 0          | 1          | 0            | 0            |
| Circulatory system  | 54        | Q20-Q28         | 42           | 25         | 4        | 1         | 2          | 0          | 5          | 1          | 1          | 0          | 2            | 1            |
| <b>Symptoms, signs, abnormal findings, ill-defined causes</b>             | <b>55</b> | <b>R00-R99</b>  | <b>85</b>    | <b>20</b>  | <b>2</b> | <b>1</b>  | <b>1</b>   | <b>6</b>   | <b>6</b>   | <b>5</b>   | <b>5</b>   | <b>8</b>   | <b>5</b>     | <b>26</b>    |
| Sudden infant death syndrome  | 56        | R95             | 21           | 20         | 1        | 0         | 0          | 0          | 0          | 0          | 0          | 0          | 0            | 0            |
| Unknown and unspecified causes  | 57        | R96-R99         | 30           | 0          | 1        | 1         | 1          | 6          | 6          | 3          | 4          | 2          | 3            | 3            |
| <b>External causes of injury and poisoning</b>                            | <b>58</b> | <b>V01-Y89</b>  | <b>1,615</b> | <b>1</b>   | <b>7</b> | <b>14</b> | <b>173</b> | <b>270</b> | <b>261</b> | <b>232</b> | <b>200</b> | <b>145</b> | <b>142</b>   | <b>170</b>   |
| Accidents   | 59        | V01-X59         | 956          | 1          | 7        | 10        | 83         | 127        | 131        | 126        | 112        | 89         | 115          | 155          |
| <i>of which: Transport accidents</i>                                      | 60        | V01-V99         | 179          | 0          | 4        | 7         | 34         | 36         | 31         | 16         | 14         | 16         | 15           | 6            |
| <i>Accidental falls</i>   | 61        | W00-W19         | 234          | 0          | 0        | 1         | 2          | 5          | 13         | 25         | 32         | 42         | 53           | 61           |
| <i>Accidental poisoning</i>   | 62        | X40-X49         | 272          | 0          | 0        | 0         | 29         | 71         | 76         | 54         | 29         | 7          | 5            | 1            |
| <i>other accidents</i>  |           |                 | 271          | 1          | 3        | 2         | 18         | 15         | 11         | 31         | 37         | 24         | 42           | 87           |
| Suicide and intentional self harm   | 63        | X60-X84         | 507          | 0          | 0        | 4         | 74         | 113        | 109        | 86         | 71         | 34         | 13           | 3            |
| Homicide/assault  | 64        | X85-Y09         | 32           | 0          | 0        | 0         | 5          | 10         | 10         | 5          | 1          | 1          | 0            | 0            |
| Events of undetermined intent   | 65        | Y10-Y34         | 82           | 0          | 0        | 0         | 11         | 17         | 10         | 14         | 12         | 12         | 3            | 3            |
| All other external causes   |           |                 | 38           | 0          | 0        | 0         | 0          | 3          | 1          | 1          | 4          | 9          | 11           | 9            |

<sup>1</sup> Stillbirths not included.

**Table 2.12 Male deaths registered classified by cause and age group, 2012**

| Cause of Death   | 65 COD Code | ICD-10 Code     | Total Males   | Age Group  |           |           |            |            |            |            |              |              |              |              |
|--|-------------|-----------------|---------------|------------|-----------|-----------|------------|------------|------------|------------|--------------|--------------|--------------|--------------|
|  |             |                 |               | Under 1    | 1-4       | 5-14      | 15-24      | 25-34      | 35-44      | 45-54      | 55-64        | 65-74        | 75-84        | 85 and over  |
| <b>Total Male Deaths</b>   | <b>0</b>    | <b>A00-Y89</b>  | <b>14,778</b> | <b>137</b> | <b>24</b> | <b>32</b> | <b>191</b> | <b>311</b> | <b>486</b> | <b>872</b> | <b>1,709</b> | <b>2,997</b> | <b>4,551</b> | <b>3,468</b> |
| <b>Infectious and parasitic diseases:-</b>                                     | <b>1</b>    | <b>A00-B99</b>  | <b>124</b>    | <b>3</b>   | <b>2</b>  | <b>1</b>  | <b>1</b>   | <b>3</b>   | <b>12</b>  | <b>12</b>  | <b>6</b>     | <b>20</b>    | <b>37</b>    | <b>27</b>    |
| Tuberculosis   | 2           | A15-A19,B90     | 15            | 0          | 0         | 0         | 0          | 0          | 0          | 0          | 2            | 2            | 6            | 5            |
| Meningococcal infection  | 3           | A39             | 0             | 0          | 0         | 0         | 0          | 0          | 0          | 0          | 0            | 0            | 0            | 0            |
| AIDS (HIV Disease)   | 4           | B20-B24         | 13            | 0          | 0         | 0         | 0          | 1          | 7          | 3          | 1            | 1            | 0            | 0            |
| Viral Hepatitis  | 5           | B15-B19         | 10            | 0          | 0         | 0         | 0          | 1          | 4          | 4          | 0            | 0            | 1            | 0            |
| Other infectious and parasitic diseases  |             |                 | 86            | 3          | 2         | 1         | 1          | 1          | 1          | 5          | 3            | 17           | 30           | 22           |
| <b>Neoplasms</b>   | <b>6</b>    | <b>C00-D48</b>  | <b>4,697</b>  | <b>1</b>   | <b>7</b>  | <b>12</b> | <b>19</b>  | <b>31</b>  | <b>95</b>  | <b>258</b> | <b>757</b>   | <b>1,299</b> | <b>1,538</b> | <b>680</b>   |
| <b>Malignant Neoplasms of the:-</b>  | <b>7</b>    | <b>C00-C97</b>  | <b>4,577</b>  | <b>1</b>   | <b>7</b>  | <b>11</b> | <b>18</b>  | <b>31</b>  | <b>93</b>  | <b>254</b> | <b>746</b>   | <b>1,277</b> | <b>1,491</b> | <b>648</b>   |
| Lip, oral cavity, pharynx  | 8           | C00-C14         | 112           | 0          | 0         | 0         | 0          | 0          | 1          | 21         | 31           | 32           | 18           | 9            |
| Oesophagus   | 9           | C15             | 232           | 0          | 0         | 0         | 1          | 1          | 4          | 14         | 48           | 81           | 61           | 22           |
| Stomach  | 10          | C16             | 200           | 0          | 0         | 0         | 0          | 0          | 4          | 11         | 25           | 61           | 76           | 23           |
| Colon  | 11          | C18             | 294           | 0          | 0         | 0         | 0          | 0          | 6          | 12         | 40           | 88           | 103          | 45           |
| Rectum and anus  | 12          | C19-C21         | 287           | 0          | 0         | 0         | 1          | 0          | 8          | 17         | 45           | 81           | 103          | 32           |
| Liver and the intrahepatic bile ducts  | 13          | C22             | 148           | 0          | 0         | 0         | 0          | 3          | 4          | 11         | 26           | 50           | 34           | 20           |
| Pancreas   | 14          | C25             | 248           | 0          | 0         | 0         | 0          | 1          | 2          | 18         | 51           | 66           | 81           | 29           |
| Larynx and trachea/bronchus /lung  | 15          | C32-C34         | 1,131         | 0          | 0         | 0         | 0          | 2          | 12         | 56         | 240          | 349          | 357          | 115          |
| Skin   | 16          | C43             | 86            | 0          | 0         | 0         | 0          | 4          | 0          | 13         | 7            | 24           | 29           | 9            |
| Breast   | 17          | C50             | 10            | 0          | 0         | 0         | 0          | 0          | 0          | 2          | 1            | 1            | 4            | 2            |
| Cervix uteri   | 18          | C53             | 0             | 0          | 0         | 0         | 0          | 0          | 0          | 0          | 0            | 0            | 0            | 0            |
| Other parts of uterus  | 19          | C54-C55         | 0             | 0          | 0         | 0         | 0          | 0          | 0          | 0          | 0            | 0            | 0            | 0            |
| Ovary  | 20          | C56             | 0             | 0          | 0         | 0         | 0          | 0          | 0          | 0          | 0            | 0            | 0            | 0            |
| Prostate   | 21          | C61             | 518           | 0          | 0         | 0         | 0          | 0          | 2          | 2          | 31           | 113          | 204          | 166          |
| Kidney   | 22          | C64             | 123           | 0          | 0         | 1         | 0          | 0          | 4          | 13         | 25           | 36           | 29           | 15           |
| Bladder  | 23          | C67             | 144           | 0          | 0         | 0         | 1          | 0          | 1          | 5          | 11           | 41           | 55           | 30           |
| Lymph/haematopoietic tissue  | 24          | C81-C96         | 430           | 0          | 1         | 4         | 6          | 3          | 9          | 19         | 60           | 104          | 166          | 58           |
| Other malignant neoplasms  |             |                 | 614           | 1          | 6         | 6         | 9          | 17         | 36         | 40         | 105          | 150          | 171          | 73           |
| <b>Diseases of the blood and blood-forming organs, immunological disorders</b> | <b>25</b>   | <b>D50-D89</b>  | <b>32</b>     | <b>0</b>   | <b>0</b>  | <b>0</b>  | <b>0</b>   | <b>1</b>   | <b>0</b>   | <b>4</b>   | <b>4</b>     | <b>7</b>     | <b>9</b>     | <b>7</b>     |
| <b>Endocrine, Nutritional and metabolic diseases</b>                           | <b>26</b>   | <b>E00-E90</b>  | <b>365</b>    | <b>3</b>   | <b>0</b>  | <b>1</b>  | <b>7</b>   | <b>7</b>   | <b>9</b>   | <b>11</b>  | <b>25</b>    | <b>78</b>    | <b>149</b>   | <b>75</b>    |
| Diabetes mellitus  | 27          | E10-E14         | 272           | 0          | 0         | 0         | 1          | 1          | 4          | 8          | 18           | 61           | 120          | 59           |
| <b>Mental and behavioural disorders</b>  | <b>28</b>   | <b>F00-F99</b>  | <b>344</b>    | <b>0</b>   | <b>0</b>  | <b>0</b>  | <b>0</b>   | <b>0</b>   | <b>1</b>   | <b>3</b>   | <b>4</b>     | <b>31</b>    | <b>128</b>   | <b>177</b>   |
| Alcohol abuse (including alcoholic psychosis)                                  | 29          | F10             | 4             | 0          | 0         | 0         | 0          | 0          | 0          | 2          | 0            | 1            | 1            | 0            |
| Drug dependence, toxicomania   | 30          | F11-F16,F18-F19 | 0             | 0          | 0         | 0         | 0          | 0          | 0          | 0          | 0            | 0            | 0            | 0            |
| <b>Diseases of the nervous system and the sense organs</b>                     | <b>31</b>   | <b>G00-H95</b>  | <b>605</b>    | <b>4</b>   | <b>4</b>  | <b>2</b>  | <b>7</b>   | <b>11</b>  | <b>14</b>  | <b>25</b>  | <b>65</b>    | <b>92</b>    | <b>227</b>   | <b>154</b>   |
| Meningitis   | 32          | G00-G03         | 6             | 1          | 0         | 0         | 1          | 0          | 1          | 2          | 0            | 1            | 0            | 0            |
| <b>Diseases of the Circulatory System:-</b>                                    | <b>33</b>   | <b>I00-I99</b>  | <b>4,656</b>  | <b>0</b>   | <b>1</b>  | <b>1</b>  | <b>10</b>  | <b>25</b>  | <b>75</b>  | <b>255</b> | <b>491</b>   | <b>921</b>   | <b>1,511</b> | <b>1,366</b> |
| Ischaemic heart disease  | 34          | I20-I25         | 2,691         | 0          | 0         | 0         | 1          | 8          | 35         | 167        | 330          | 600          | 846          | 704          |
| of which: (Acute myocardial infarction)  |             | I21             | 1,236         | 0          | 0         | 0         | 0          | 5          | 9          | 58         | 121          | 282          | 407          | 354          |
| Other heart disease  | 35          | I30-I33,I39-I52 | 595           | 0          | 0         | 0         | 4          | 9          | 15         | 35         | 55           | 93           | 157          | 227          |
| Cerebrovascular disease  | 36          | I60-I69         | 761           | 0          | 1         | 0         | 1          | 4          | 13         | 33         | 49           | 105          | 293          | 262          |
| Other diseases of circulatory system   |             |                 | 609           | 0          | 0         | 1         | 4          | 4          | 12         | 20         | 57           | 123          | 215          | 173          |



|   |           |                 |              |           |          |          |            |            |            |            |            |            |            |            |
|---|-----------|-----------------|--------------|-----------|----------|----------|------------|------------|------------|------------|------------|------------|------------|------------|
| <b>Diseases of the Respiratory system</b>                                 | <b>37</b> | <b>J00-J99</b>  | <b>1,668</b> | <b>0</b>  | <b>0</b> | <b>2</b> | <b>0</b>   | <b>6</b>   | <b>4</b>   | <b>35</b>  | <b>90</b>  | <b>282</b> | <b>606</b> | <b>643</b> |
| Influenza   | 38        | J10-J11         | 4            | 0         | 0        | 0        | 0          | 0          | 0          | 0          | 0          | 0          | 1          | 3          |
| Pneumonia   | 39        | J12-J19         | 459          | 0         | 0        | 0        | 0          | 1          | 2          | 15         | 15         | 50         | 121        | 255        |
| Chronic Lower respiratory disease   | 40        | J40-J47         | 790          | 0         | 0        | 2        | 0          | 3          | 0          | 8          | 48         | 152        | 338        | 239        |
| <i>of which: Asthma</i>   | 41        | J45-J46         | 15           | 0         | 0        | 2        | 0          | 1          | 0          | 1          | 2          | 2          | 5          | 2          |
| Other diseases of the respiratory system                                  |           |                 | 415          | 0         | 0        | 0        | 0          | 2          | 2          | 12         | 27         | 80         | 146        | 146        |
| <b>Diseases of the Digestive system</b>                                   | <b>42</b> | <b>K00-K93</b>  | <b>551</b>   | <b>0</b>  | <b>0</b> | <b>0</b> | <b>3</b>   | <b>6</b>   | <b>54</b>  | <b>76</b>  | <b>96</b>  | <b>100</b> | <b>118</b> | <b>98</b>  |
| Ulcer of stomach, duodenum and jejunum                                    | 43        | K25-K28         | 45           | 0         | 0        | 0        | 0          | 0          | 1          | 2          | 9          | 12         | 10         | 11         |
| Chronic liver disease   | 44        | K70,K73-K74     | 200          | 0         | 0        | 0        | 0          | 3          | 37         | 55         | 56         | 31         | 15         | 3          |
| Other diseases of the digestive system                                    |           |                 | 306          | 0         | 0        | 0        | 3          | 3          | 16         | 19         | 31         | 57         | 93         | 84         |
| <b>Diseases of the skin and subcutaneous tissue</b>                       | <b>45</b> | <b>L00-L99</b>  | <b>13</b>    | <b>0</b>  | <b>0</b> | <b>0</b> | <b>0</b>   | <b>0</b>   | <b>0</b>   | <b>2</b>   | <b>0</b>   | <b>2</b>   | <b>1</b>   | <b>8</b>   |
| <b>Diseases of the musculoskeletal system/connective tissue</b>           | <b>46</b> | <b>M00-M99</b>  | <b>80</b>    | <b>0</b>  | <b>0</b> | <b>1</b> | <b>3</b>   | <b>0</b>   | <b>2</b>   | <b>1</b>   | <b>9</b>   | <b>9</b>   | <b>28</b>  | <b>27</b>  |
| Rheumatoid arthritis and osteoarthritis                                   | 47        | M05-M06,M15-M19 | 26           | 0         | 0        | 0        | 0          | 0          | 0          | 0          | 4          | 3          | 12         | 7          |
| <b>Diseases of the genitourinary system</b>                               | <b>48</b> | <b>N00-N99</b>  | <b>296</b>   | <b>0</b>  | <b>0</b> | <b>0</b> | <b>0</b>   | <b>0</b>   | <b>1</b>   | <b>4</b>   | <b>7</b>   | <b>38</b>  | <b>110</b> | <b>136</b> |
| Diseases of the kidney and ureter   | 49        | N00-N29         | 221          | 0         | 0        | 0        | 0          | 0          | 0          | 1          | 5          | 29         | 88         | 98         |
| <b>Complications of pregnancy, childbirth and puerperium</b>              | <b>50</b> | <b>O00-O99</b>  | <b>0</b>     | <b>0</b>  | <b>0</b> | <b>0</b> | <b>0</b>   | <b>0</b>   | <b>0</b>   | <b>0</b>   | <b>0</b>   | <b>0</b>   | <b>0</b>   | <b>0</b>   |
| <b>Certain conditions originating in the perinatal period<sup>1</sup></b> | <b>51</b> | <b>P00-P96</b>  | <b>58</b>    | <b>57</b> | <b>0</b> | <b>1</b> | <b>0</b>   | <b>0</b>   | <b>0</b>   | <b>0</b>   | <b>0</b>   | <b>0</b>   | <b>0</b>   | <b>0</b>   |
| <b>Congenital malformations and chromosomal abnormalities</b>             | <b>52</b> | <b>Q00-Q99</b>  | <b>102</b>   | <b>56</b> | <b>4</b> | <b>3</b> | <b>4</b>   | <b>2</b>   | <b>6</b>   | <b>9</b>   | <b>7</b>   | <b>7</b>   | <b>3</b>   | <b>1</b>   |
| Congenital malformations of the:-   |           |                 |              |           |          |          |            |            |            |            |            |            |            |            |
| Nervous system  | 53        | Q00-Q07         | 12           | 7         | 0        | 1        | 1          | 2          | 0          | 0          | 0          | 1          | 0          | 0          |
| Circulatory system  | 54        | Q20-Q28         | 25           | 14        | 3        | 1        | 2          | 0          | 4          | 0          | 0          | 0          | 1          | 0          |
| <b>Symptoms, signs, abnormal findings, ill-defined causes</b>             | <b>55</b> | <b>R00-R99</b>  | <b>41</b>    | <b>12</b> | <b>2</b> | <b>0</b> | <b>1</b>   | <b>3</b>   | <b>4</b>   | <b>2</b>   | <b>3</b>   | <b>4</b>   | <b>3</b>   | <b>7</b>   |
| Sudden infant death syndrome  | 56        | R95             | 13           | 12        | 1        | 0        | 0          | 0          | 0          | 0          | 0          | 0          | 0          | 0          |
| Unknown and unspecified causes  | 57        | R96-R99         | 15           | 0         | 1        | 0        | 1          | 3          | 4          | 1          | 2          | 1          | 1          | 1          |
| <b>External causes of injury and poisoning</b>                            | <b>58</b> | <b>V01-Y89</b>  | <b>1,146</b> | <b>1</b>  | <b>4</b> | <b>8</b> | <b>136</b> | <b>216</b> | <b>209</b> | <b>175</b> | <b>145</b> | <b>107</b> | <b>83</b>  | <b>62</b>  |
| Accidents   | 59        | V01-X59         | 633          | 1         | 4        | 6        | 65         | 109        | 101        | 90         | 75         | 62         | 66         | 54         |
| <i>of which: Transport accidents</i>                                      | 60        | V01-V99         | 123          | 0         | 2        | 4        | 22         | 29         | 26         | 11         | 9          | 8          | 8          | 4          |
| <i>Accidental falls</i>   | 61        | W00-W19         | 135          | 0         | 0        | 0        | 1          | 4          | 9          | 18         | 20         | 32         | 31         | 20         |
| <i>Accidental poisoning</i>   | 62        | X40-X49         | 203          | 0         | 0        | 0        | 24         | 62         | 57         | 36         | 19         | 3          | 2          | 0          |
| <i>other accidents</i>  |           |                 | 172          | 1         | 2        | 2        | 18         | 14         | 9          | 25         | 27         | 19         | 25         | 30         |
| Suicide and intentional self harm   | 63        | X60-X84         | 413          | 0         | 0        | 2        | 60         | 86         | 91         | 71         | 59         | 29         | 12         | 3          |
| Homicide/assault  | 64        | X85-Y09         | 26           | 0         | 0        | 0        | 3          | 8          | 9          | 4          | 1          | 1          | 0          | 0          |
| Events of undetermined intent   | 65        | Y10-Y34         | 57           | 0         | 0        | 0        | 8          | 11         | 8          | 10         | 9          | 9          | 1          | 1          |
| All other external causes   |           |                 | 17           | 0         | 0        | 0        | 0          | 2          | 0          | 0          | 1          | 6          | 4          | 4          |

<sup>1</sup> Stillbirths not included.

**Table 2.13 Female deaths registered classified by cause and age group, 2012**

| Cause of Death   | 65 COD Code | ICD-10 Code     | Total Females | Age Group  |           |           |           |            |            |            |              |              |              |              |
|--|-------------|-----------------|---------------|------------|-----------|-----------|-----------|------------|------------|------------|--------------|--------------|--------------|--------------|
|  |             |                 |               | Under 1    | 1-4       | 5-14      | 15-24     | 25-34      | 35-44      | 45-54      | 55-64        | 65-74        | 75-84        | 85 and over  |
| <b>Total Female Deaths</b>   | <b>0</b>    | <b>A00-Y89</b>  | <b>14,070</b> | <b>113</b> | <b>21</b> | <b>28</b> | <b>60</b> | <b>138</b> | <b>278</b> | <b>562</b> | <b>1,118</b> | <b>1,874</b> | <b>3,945</b> | <b>5,933</b> |
| <b>Infectious and parasitic diseases:-</b>                                     | <b>1</b>    | <b>A00-B99</b>  | <b>122</b>    | <b>2</b>   | <b>4</b>  | <b>1</b>  | <b>0</b>  | <b>3</b>   | <b>3</b>   | <b>6</b>   | <b>3</b>     | <b>18</b>    | <b>42</b>    | <b>40</b>    |
| Tuberculosis   | 2           | A15-A19,B90     | 12            | 0          | 0         | 0         | 0         | 0          | 0          | 0          | 1            | 2            | 7            | 2            |
| Meningococcal infection  | 3           | A39             | 2             | 0          | 1         | 1         | 0         | 0          | 0          | 0          | 0            | 0            | 0            | 0            |
| AIDS (HIV Disease)   | 4           | B20-B24         | 3             | 0          | 0         | 0         | 0         | 1          | 1          | 1          | 0            | 0            | 0            | 0            |
| Viral Hepatitis  | 5           | B15-B19         | 9             | 0          | 0         | 0         | 0         | 2          | 2          | 3          | 0            | 2            | 0            | 0            |
| Other infectious and parasitic diseases  |             |                 | 96            | 2          | 3         | 0         | 0         | 0          | 0          | 2          | 2            | 14           | 35           | 38           |
| <b>Neoplasms</b>   | <b>6</b>    | <b>C00-D48</b>  | <b>4,080</b>  | <b>0</b>   | <b>2</b>  | <b>11</b> | <b>11</b> | <b>34</b>  | <b>127</b> | <b>306</b> | <b>654</b>   | <b>948</b>   | <b>1,158</b> | <b>829</b>   |
| <b>Malignant Neoplasms of the:-</b>  | <b>7</b>    | <b>C00-C97</b>  | <b>3,967</b>  | <b>0</b>   | <b>2</b>  | <b>10</b> | <b>11</b> | <b>34</b>  | <b>125</b> | <b>305</b> | <b>648</b>   | <b>929</b>   | <b>1,119</b> | <b>784</b>   |
| Lip, oral cavity, pharynx  | 8           | C00-C14         | 53            | 0          | 0         | 0         | 0         | 0          | 1          | 4          | 7            | 16           | 14           | 11           |
| Oesophagus   | 9           | C15             | 141           | 0          | 0         | 0         | 0         | 0          | 1          | 3          | 16           | 38           | 41           | 42           |
| Stomach  | 10          | C16             | 121           | 0          | 0         | 0         | 0         | 2          | 2          | 5          | 16           | 25           | 37           | 34           |
| Colon  | 11          | C18             | 246           | 0          | 0         | 0         | 0         | 1          | 5          | 11         | 30           | 47           | 77           | 75           |
| Rectum and anus  | 12          | C19-C21         | 161           | 0          | 0         | 0         | 0         | 1          | 2          | 8          | 35           | 36           | 52           | 27           |
| Liver and the intrahepatic bile ducts  | 13          | C22             | 97            | 0          | 0         | 0         | 0         | 1          | 3          | 4          | 13           | 19           | 28           | 29           |
| Pancreas   | 14          | C25             | 216           | 0          | 0         | 0         | 0         | 0          | 2          | 9          | 29           | 58           | 80           | 38           |
| Larynx and trachea/bronchus /lung  | 15          | C32-C34         | 720           | 0          | 0         | 0         | 1         | 0          | 2          | 39         | 142          | 213          | 229          | 94           |
| Skin   | 16          | C43             | 62            | 0          | 0         | 0         | 3         | 2          | 5          | 3          | 9            | 11           | 12           | 17           |
| Breast   | 17          | C50             | 675           | 0          | 0         | 0         | 0         | 8          | 45         | 97         | 125          | 137          | 152          | 111          |
| Cervix uteri   | 18          | C53             | 90            | 0          | 0         | 0         | 0         | 6          | 16         | 15         | 29           | 11           | 8            | 5            |
| Other parts of uterus  | 19          | C54-C55         | 99            | 0          | 0         | 0         | 0         | 0          | 0          | 4          | 19           | 23           | 32           | 21           |
| Ovary  | 20          | C56             | 273           | 0          | 1         | 0         | 0         | 2          | 10         | 27         | 53           | 69           | 76           | 35           |
| Prostate   | 21          | C61             | 0             | 0          | 0         | 0         | 0         | 0          | 0          | 0          | 0            | 0            | 0            | 0            |
| Kidney   | 22          | C64             | 61            | 0          | 0         | 2         | 1         | 0          | 3          | 4          | 5            | 18           | 12           | 16           |
| Bladder  | 23          | C67             | 64            | 0          | 0         | 0         | 0         | 0          | 1          | 1          | 5            | 9            | 17           | 31           |
| Lymph/haematopoietic tissue  | 24          | C81-C96         | 337           | 0          | 1         | 3         | 5         | 3          | 11         | 17         | 43           | 81           | 109          | 64           |
| Other malignant neoplasms  |             |                 | 551           | 0          | 0         | 5         | 1         | 8          | 16         | 54         | 72           | 118          | 143          | 134          |
| <b>Diseases of the blood and blood-forming organs, immunological disorders</b> | <b>25</b>   | <b>D50-D89</b>  | <b>60</b>     | <b>0</b>   | <b>0</b>  | <b>1</b>  | <b>1</b>  | <b>1</b>   | <b>2</b>   | <b>4</b>   | <b>6</b>     | <b>5</b>     | <b>11</b>    | <b>29</b>    |
| <b>Endocrine, Nutritional and metabolic diseases</b>                           | <b>26</b>   | <b>E00-E90</b>  | <b>338</b>    | <b>2</b>   | <b>1</b>  | <b>2</b>  | <b>3</b>  | <b>6</b>   | <b>6</b>   | <b>9</b>   | <b>17</b>    | <b>34</b>    | <b>112</b>   | <b>146</b>   |
| Diabetes mellitus  | 27          | E10-E14         | 242           | 0          | 0         | 0         | 0         | 0          | 1          | 5          | 11           | 25           | 90           | 110          |
| <b>Mental and behavioural disorders</b>  | <b>28</b>   | <b>F00-F99</b>  | <b>601</b>    | <b>0</b>   | <b>0</b>  | <b>0</b>  | <b>0</b>  | <b>1</b>   | <b>3</b>   | <b>3</b>   | <b>4</b>     | <b>26</b>    | <b>129</b>   | <b>435</b>   |
| Alcohol abuse (including alcoholic psychosis)                                  | 29          | F10             | 3             | 0          | 0         | 0         | 0         | 0          | 2          | 1          | 0            | 0            | 0            | 0            |
| Drug dependence, toxicomania   | 30          | F11-F16,F18-F19 | 0             | 0          | 0         | 0         | 0         | 0          | 0          | 0          | 0            | 0            | 0            | 0            |
| <b>Diseases of the nervous system and the sense organs</b>                     | <b>31</b>   | <b>G00-H95</b>  | <b>703</b>    | <b>0</b>   | <b>4</b>  | <b>1</b>  | <b>4</b>  | <b>6</b>   | <b>13</b>  | <b>25</b>  | <b>40</b>    | <b>82</b>    | <b>214</b>   | <b>314</b>   |
| Meningitis   | 32          | G00-G03         | 2             | 0          | 0         | 0         | 0         | 0          | 0          | 1          | 0            | 0            | 1            | 0            |
| <b>Diseases of the Circulatory System:-</b>                                    | <b>33</b>   | <b>I00-I99</b>  | <b>4,611</b>  | <b>0</b>   | <b>2</b>  | <b>0</b>  | <b>0</b>  | <b>12</b>  | <b>29</b>  | <b>86</b>  | <b>185</b>   | <b>403</b>   | <b>1,348</b> | <b>2,546</b> |
| Ischaemic heart disease  | 34          | I20-I25         | 1,955         | 0          | 0         | 0         | 0         | 1          | 9          | 27         | 93           | 202          | 582          | 1,041        |
| of which: (Acute myocardial infarction)  |             | I21             | 1,042         | 0          | 0         | 0         | 0         | 0          | 4          | 13         | 38           | 103          | 322          | 562          |
| Other heart disease  | 35          | I30-I33,I39-I52 | 756           | 0          | 1         | 0         | 0         | 3          | 7          | 21         | 18           | 36           | 184          | 486          |
| Cerebrovascular disease  | 36          | I60-I69         | 1,167         | 0          | 0         | 0         | 0         | 2          | 6          | 27         | 43           | 98           | 336          | 655          |
| Other diseases of circulatory system   |             |                 | 733           | 0          | 1         | 0         | 0         | 6          | 7          | 11         | 31           | 67           | 246          | 364          |

|   |           |                 |              |           |          |          |           |           |           |           |           |            |            |            |
|---|-----------|-----------------|--------------|-----------|----------|----------|-----------|-----------|-----------|-----------|-----------|------------|------------|------------|
| <b>Diseases of the Respiratory system</b>                                 | <b>37</b> | <b>J00-J99</b>  | <b>1,805</b> | <b>0</b>  | <b>1</b> | <b>1</b> | <b>2</b>  | <b>4</b>  | <b>3</b>  | <b>15</b> | <b>63</b> | <b>199</b> | <b>525</b> | <b>992</b> |
| Influenza   | 38        | J10-J11         | 2            | 0         | 0        | 0        | 0         | 0         | 0         | 0         | 0         | 0          | 1          | 1          |
| Pneumonia   | 39        | J12-J19         | 656          | 0         | 1        | 0        | 1         | 0         | 0         | 5         | 9         | 32         | 144        | 464        |
| Chronic Lower respiratory disease   | 40        | J40-J47         | 753          | 0         | 0        | 1        | 1         | 2         | 1         | 6         | 44        | 119        | 277        | 302        |
| <i>of which: Asthma</i>   | 41        | J45-J46         | 24           | 0         | 0        | 1        | 1         | 0         | 1         | 0         | 0         | 1          | 4          | 16         |
| Other diseases of the respiratory system                                  |           |                 | 394          | 0         | 0        | 0        | 0         | 2         | 2         | 4         | 10        | 48         | 103        | 225        |
| <b>Diseases of the Digestive system</b>                                   | <b>42</b> | <b>K00-K93</b>  | <b>561</b>   | <b>1</b>  | <b>0</b> | <b>0</b> | <b>0</b>  | <b>6</b>  | <b>26</b> | <b>39</b> | <b>67</b> | <b>71</b>  | <b>178</b> | <b>173</b> |
| Ulcer of stomach, duodenum and jejunum                                    | 43        | K25-K28         | 36           | 0         | 0        | 0        | 0         | 0         | 0         | 1         | 1         | 6          | 11         | 17         |
| Chronic liver disease   | 44        | K70,K73-K74     | 124          | 0         | 0        | 0        | 0         | 3         | 13        | 25        | 36        | 22         | 18         | 7          |
| Other diseases of the digestive system                                    |           |                 | 401          | 1         | 0        | 0        | 0         | 3         | 13        | 13        | 30        | 43         | 149        | 149        |
| <b>Diseases of the skin and subcutaneous tissue</b>                       | <b>45</b> | <b>L00-L99</b>  | <b>26</b>    | <b>0</b>  | <b>0</b> | <b>0</b> | <b>0</b>  | <b>0</b>  | <b>0</b>  | <b>1</b>  | <b>1</b>  | <b>3</b>   | <b>7</b>   | <b>14</b>  |
| <b>Diseases of the musculoskeletal system/connective tissue</b>           | <b>46</b> | <b>M00-M99</b>  | <b>151</b>   | <b>0</b>  | <b>0</b> | <b>0</b> | <b>1</b>  | <b>0</b>  | <b>4</b>  | <b>1</b>  | <b>10</b> | <b>19</b>  | <b>49</b>  | <b>67</b>  |
| Rheumatoid arthritis and osteoarthritis                                   | 47        | M05-M06,M15-M19 | 49           | 0         | 0        | 0        | 0         | 0         | 0         | 0         | 2         | 4          | 19         | 24         |
| <b>Diseases of the genitourinary system</b>                               | <b>48</b> | <b>N00-N99</b>  | <b>361</b>   | <b>0</b>  | <b>0</b> | <b>0</b> | <b>0</b>  | <b>2</b>  | <b>3</b>  | <b>4</b>  | <b>4</b>  | <b>20</b>  | <b>108</b> | <b>220</b> |
| Diseases of the kidney and ureter   | 49        | N00-N29         | 243          | 0         | 0        | 0        | 0         | 2         | 3         | 3         | 1         | 14         | 84         | 136        |
| <b>Complications of pregnancy, childbirth and puerperium</b>              | <b>50</b> | <b>O00-O99</b>  | <b>1</b>     | <b>0</b>  | <b>0</b> | <b>0</b> | <b>0</b>  | <b>1</b>  | <b>0</b>  | <b>0</b>  | <b>0</b>  | <b>0</b>   | <b>0</b>   | <b>0</b>   |
| <b>Certain conditions originating in the perinatal period<sup>1</sup></b> | <b>51</b> | <b>P00-P96</b>  | <b>51</b>    | <b>51</b> | <b>0</b> | <b>0</b> | <b>0</b>  | <b>0</b>  | <b>0</b>  | <b>0</b>  | <b>0</b>  | <b>0</b>   | <b>0</b>   | <b>0</b>   |
| <b>Congenital malformations and chromosomal abnormalities</b>             | <b>52</b> | <b>Q00-Q99</b>  | <b>86</b>    | <b>49</b> | <b>4</b> | <b>4</b> | <b>1</b>  | <b>5</b>  | <b>5</b>  | <b>3</b>  | <b>7</b>  | <b>4</b>   | <b>3</b>   | <b>1</b>   |
| Congenital malformations of the:-   |           |                 |              |           |          |          |           |           |           |           |           |            |            |            |
| Nervous system  | 53        | Q00-Q07         | 10           | 6         | 1        | 1        | 0         | 2         | 0         | 0         | 0         | 0          | 0          | 0          |
| Circulatory system  | 54        | Q20-Q28         | 17           | 11        | 1        | 0        | 0         | 0         | 1         | 1         | 1         | 0          | 1          | 1          |
| <b>Symptoms, signs, abnormal findings, ill-defined causes</b>             | <b>55</b> | <b>R00-R99</b>  | <b>44</b>    | <b>8</b>  | <b>0</b> | <b>1</b> | <b>0</b>  | <b>3</b>  | <b>2</b>  | <b>3</b>  | <b>2</b>  | <b>4</b>   | <b>2</b>   | <b>19</b>  |
| Sudden infant death syndrome  | 56        | R95             | 8            | 8         | 0        | 0        | 0         | 0         | 0         | 0         | 0         | 0          | 0          | 0          |
| Unknown and unspecified causes  | 57        | R96-R99         | 15           | 0         | 0        | 1        | 0         | 3         | 2         | 2         | 2         | 1          | 2          | 2          |
| <b>External causes of injury and poisoning</b>                            | <b>58</b> | <b>V01-Y89</b>  | <b>469</b>   | <b>0</b>  | <b>3</b> | <b>6</b> | <b>37</b> | <b>54</b> | <b>52</b> | <b>57</b> | <b>55</b> | <b>38</b>  | <b>59</b>  | <b>108</b> |
| Accidents   | 59        | V01-X59         | 323          | 0         | 3        | 4        | 18        | 18        | 30        | 36        | 37        | 27         | 49         | 101        |
| <i>of which: Transport accidents</i>                                      | 60        | V01-V99         | 56           | 0         | 2        | 3        | 12        | 7         | 5         | 5         | 5         | 8          | 7          | 2          |
| <i>Accidental falls</i>   | 61        | W00-W19         | 99           | 0         | 0        | 1        | 1         | 1         | 4         | 7         | 12        | 10         | 22         | 41         |
| <i>Accidental poisoning</i>   | 62        | X40-X49         | 69           | 0         | 0        | 0        | 5         | 9         | 19        | 18        | 10        | 4          | 3          | 1          |
| <i>other accidents</i>  |           |                 | 99           | 0         | 1        | 0        | 0         | 1         | 2         | 6         | 10        | 5          | 17         | 57         |
| Suicide and intentional self harm   | 63        | X60-X84         | 94           | 0         | 0        | 2        | 14        | 27        | 18        | 15        | 12        | 5          | 1          | 0          |
| Homicide/assault  | 64        | X85-Y09         | 6            | 0         | 0        | 0        | 2         | 2         | 1         | 1         | 0         | 0          | 0          | 0          |
| Events of undetermined intent   | 65        | Y10-Y34         | 25           | 0         | 0        | 0        | 3         | 6         | 2         | 4         | 3         | 3          | 2          | 2          |
| All other external causes   |           |                 | 21           | 0         | 0        | 0        | 0         | 1         | 1         | 1         | 3         | 3          | 7          | 5          |

<sup>1</sup> Stillbirths not included.

**Table 2.14 Infant and neonatal mortality by area of residence of deceased, 2012**

| Area of residence            | Infant mortality <sup>1</sup> |            | Neonatal mortality <sup>2</sup> |            |
|------------------------------|-------------------------------|------------|---------------------------------|------------|
|                              | Number                        | Rate       | Number                          | Rate       |
| <b>STATE</b>                 | <b>250</b>                    | <b>3.5</b> | <b>194</b>                      | <b>2.7</b> |
| <b>LEINSTER</b>              | <b>133</b>                    | <b>3.2</b> | <b>105</b>                      | <b>2.5</b> |
| Carlow                       | 2                             | 2.1        | 2                               | 2.1        |
| Dublin City                  | 25                            | 3.1        | 21                              | 2.6        |
| South Dublin                 | 14                            | 2.8        | 11                              | 2.2        |
| Fingal                       | 17                            | 3.1        | 12                              | 2.2        |
| Dun Laoghaire Rathdown       | 5                             | 1.8        | 3                               | 1.1        |
| Kildare                      | 13                            | 3.5        | 12                              | 3.3        |
| Kilkenny                     | 5                             | 3.6        | 3                               | 2.1        |
| Laois                        | 3                             | 2.3        | 3                               | 2.3        |
| Longford                     | 1                             | 1.6        | 0                               | 0.0        |
| Louth                        | 2                             | 1.1        | 2                               | 1.1        |
| Meath                        | 15                            | 4.7        | 11                              | 3.4        |
| Offaly                       | 2                             | 1.7        | 1                               | 0.9        |
| Westmeath                    | 6                             | 4.3        | 6                               | 4.3        |
| Wexford                      | 13                            | 5.8        | 10                              | 4.5        |
| Wicklow                      | 10                            | 4.5        | 8                               | 3.6        |
| <b>MUNSTER</b>               | <b>71</b>                     | <b>3.8</b> | <b>50</b>                       | <b>2.7</b> |
| Clare                        | 5                             | 3.0        | 4                               | 2.4        |
| Cork City                    | 5                             | 3.5        | 3                               | 2.1        |
| Cork County                  | 22                            | 3.3        | 12                              | 1.8        |
| Kerry                        | 6                             | 3.1        | 6                               | 3.1        |
| Limerick City                | 5                             | 6.2        | 2                               | 2.5        |
| Limerick County              | 9                             | 4.3        | 7                               | 3.4        |
| North Tipperary              | 10                            | 9.4        | 10                              | 9.4        |
| South Tipperary              | 3                             | 2.5        | 3                               | 2.5        |
| Waterford City               | 3                             | 3.7        | 2                               | 2.5        |
| Waterford County             | 3                             | 3.4        | 1                               | 1.1        |
| <b>CONNACHT</b>              | <b>30</b>                     | <b>3.7</b> | <b>25</b>                       | <b>3.1</b> |
| Galway City                  | 2                             | 1.7        | 1                               | 0.8        |
| Galway County                | 13                            | 4.7        | 12                              | 4.4        |
| Leitrim                      | 2                             | 4.5        | 2                               | 4.5        |
| Mayo                         | 5                             | 2.8        | 4                               | 2.2        |
| Roscommon                    | 3                             | 3.5        | 2                               | 2.3        |
| Sligo                        | 5                             | 5.1        | 4                               | 4.1        |
| <b>ULSTER (PART OF)</b>      | <b>16</b>                     | <b>3.9</b> | <b>14</b>                       | <b>3.4</b> |
| Cavan                        | 4                             | 3.4        | 3                               | 2.6        |
| Donegal                      | 10                            | 4.8        | 10                              | 4.8        |
| Monaghan                     | 2                             | 2.4        | 1                               | 1.2        |
| <b>REGIONAL AUTHORITIES:</b> |                               |            |                                 |            |
| Border                       | 25                            | 3.4        | 22                              | 3.0        |
| Midland                      | 12                            | 2.7        | 10                              | 2.2        |
| West                         | 23                            | 3.5        | 19                              | 2.9        |
| Dublin                       | 61                            | 2.8        | 47                              | 2.2        |
| Mid-East                     | 38                            | 4.2        | 31                              | 3.4        |
| Mid-West                     | 29                            | 5.1        | 23                              | 4.1        |
| South-East                   | 29                            | 3.9        | 21                              | 2.8        |
| South-West                   | 33                            | 3.3        | 21                              | 2.1        |

<sup>1</sup> Infant mortality rates: Deaths of infants under one year per 1,000 live births, classified by area of residence of mother.<sup>2</sup> Neonatal mortality rates: Deaths of infants under 28 days per 1,000 live births, classified by area of residence of mother.<sup>1&2</sup> Infant and neonatal mortality rates in some areas, based on small numbers are subject to considerable fluctuation and caution should be exercised in their interpretation.

**Table 2.15 Suicides classified by county of residence of deceased, 2007<sup>1</sup>, 2011<sup>2</sup> and 2012<sup>2</sup>**

| Area of residence            | 2012               |            |           | Suicide rate <sup>3</sup> all persons |             |             | Suicide rate <sup>3</sup> males |             |             | Suicide rate <sup>3</sup> females |            |            |
|------------------------------|--------------------|------------|-----------|---------------------------------------|-------------|-------------|---------------------------------|-------------|-------------|-----------------------------------|------------|------------|
|                              | Number of suicides |            |           | 2012 2011 2007                        |             |             | 2012 2011 2007                  |             |             | 2012 2011 2007                    |            |            |
|                              | Total              | Male       | Female    | 2012                                  | 2011        | 2007        | 2012                            | 2011        | 2007        | 2012                              | 2011       | 2007       |
| <b>STATE</b>                 | <b>507</b>         | <b>413</b> | <b>94</b> | <b>11.1</b>                           | <b>11.5</b> | <b>10.5</b> | <b>18.2</b>                     | <b>19.3</b> | <b>16.5</b> | <b>4.1</b>                        | <b>3.7</b> | <b>4.4</b> |
| <b>LEINSTER</b>              | <b>222</b>         | <b>182</b> | <b>40</b> | <b>8.9</b>                            | <b>10.8</b> | <b>9.5</b>  | <b>14.8</b>                     | <b>18.1</b> | <b>15.2</b> | <b>3.1</b>                        | <b>3.7</b> | <b>4.0</b> |
| Carlow                       | 4                  | 4          | 0         | 7.3                                   | 11.0        | 21.2        | 14.5                            | 21.8        | 37.8        | 0.0                               | 0.0        | 3.9        |
| Dublin City                  | 51                 | 41         | 10        | 9.9                                   | 9.3         | 9.8         | 31.4                            | 28.4        | 30.1        | 7.3                               | 8.1        | 4.9        |
| South Dublin                 | 20                 | 17         | 3         | 7.5                                   | 7.5         | 6.7         | 6.8                             | 6.0         | 5.1         | 1.1                               | 1.9        | 3.1        |
| Fingal                       | 5                  | 3          | 2         | 1.8                                   | 5.1         | 5.7         | 2.2                             | 8.1         | 7.3         | 1.4                               | 2.1        | 4.0        |
| Dun Laoghaire Rathdown       | 9                  | 6          | 3         | 4.4                                   | 7.3         | 7.0         | 6.1                             | 12.2        | 10.4        | 2.8                               | 2.8        | 3.8        |
| Kildare                      | 23                 | 22         | 1         | 10.9                                  | 9.5         | 12.0        | 20.9                            | 14.3        | 20.6        | 0.9                               | 4.7        | 3.2        |
| Kilkenny                     | 9                  | 7          | 2         | 9.4                                   | 13.6        | 12.2        | 14.6                            | 20.8        | 24.1        | 4.2                               | 6.3        | 0.0        |
| Laois                        | 9                  | 6          | 3         | 11.1                                  | 19.7        | 14.4        | 14.7                            | 34.2        | 19.7        | 7.4                               | 5.0        | 8.9        |
| Longford                     | 2                  | 1          | 1         | 5.1                                   | 12.7        | 14.1        | 5.0                             | 20.1        | 27.5        | 5.1                               | 5.1        | 0.0        |
| Louth                        | 15                 | 15         | 0         | 12.1                                  | 12.9        | 10.4        | 24.5                            | 21.2        | 17.5        | 0.0                               | 4.8        | 3.5        |
| Meath                        | 11                 | 10         | 1         | 5.9                                   | 9.1         | 5.4         | 10.8                            | 17.2        | 9.4         | 1.1                               | 1.1        | 1.2        |
| Offaly                       | 10                 | 8          | 2         | 13.0                                  | 23.4        | 10.9        | 20.8                            | 38.9        | 18.9        | 5.2                               | 7.8        | 2.8        |
| Westmeath                    | 8                  | 6          | 2         | 9.3                                   | 18.6        | 13.4        | 14.0                            | 34.9        | 12.2        | 4.6                               | 2.3        | 14.7       |
| Wexford                      | 31                 | 26         | 5         | 21.2                                  | 19.9        | 15.4        | 35.9                            | 34.5        | 26.4        | 6.8                               | 5.4        | 4.4        |
| Wicklow                      | 15                 | 10         | 5         | 10.9                                  | 12.4        | 6.9         | 14.7                            | 22.1        | 12.3        | 7.2                               | 2.9        | 1.5        |
| <b>MUNSTER</b>               | <b>186</b>         | <b>153</b> | <b>33</b> | <b>14.9</b>                           | <b>13.4</b> | <b>12.0</b> | <b>24.7</b>                     | <b>22.9</b> | <b>19.4</b> | <b>5.3</b>                        | <b>3.9</b> | <b>4.5</b> |
| Clare                        | 16                 | 13         | 3         | 13.7                                  | 6.8         | 14.8        | 22.3                            | 12.0        | 24.2        | 5.1                               | 1.7        | 5.3        |
| Cork City                    | 30                 | 25         | 5         | 25.6                                  | 11.1        | 19.5        | 43.5                            | 19.1        | 31.5        | 8.4                               | 3.4        | 8.0        |
| Cork County                  | 43                 | 35         | 8         | 10.7                                  | 12.9        | 10.4        | 17.5                            | 23.5        | 17.5        | 3.9                               | 2.5        | 3.2        |
| Kerry                        | 27                 | 23         | 4         | 18.8                                  | 18.1        | 8.3         | 32.0                            | 25.1        | 16.4        | 5.6                               | 11.2       | 0.0        |
| Limerick City                | 15                 | 10         | 5         | 26.6                                  | 19.6        | 11.1        | 36.2                            | 39.8        | 22.6        | 17.4                              | 0.0        | 0.0        |
| Limerick County              | 16                 | 14         | 2         | 11.9                                  | 16.5        | 12.5        | 20.8                            | 25.2        | 15.9        | 3.0                               | 7.6        | 9.0        |
| North Tipperary              | 9                  | 7          | 2         | 12.6                                  | 9.9         | 8.8         | 19.6                            | 19.6        | 14.4        | 5.6                               | 0.0        | 3.0        |
| South Tipperary              | 16                 | 13         | 3         | 17.9                                  | 13.5        | 14.0        | 29.2                            | 24.7        | 18.3        | 6.7                               | 2.3        | 9.5        |
| Waterford City               | 8                  | 8          | 0         | 17.2                                  | 10.8        | 14.8        | 35.1                            | 17.5        | 25.7        | 0.0                               | 4.2        | 4.2        |
| Waterford County             | 6                  | 5          | 1         | 8.9                                   | 14.8        | 7.8         | 14.8                            | 26.6        | 12.4        | 3.0                               | 3.0        | 3.1        |
| <b>CONNACHT</b>              | <b>74</b>          | <b>55</b>  | <b>19</b> | <b>13.7</b>                           | <b>12.5</b> | <b>11.0</b> | <b>20.4</b>                     | <b>20.8</b> | <b>14.8</b> | <b>7.0</b>                        | <b>4.1</b> | <b>7.0</b> |
| Galway City                  | 8                  | 5          | 3         | 11.1                                  | 12.6        | 6.7         | 14.4                            | 20.2        | 5.6         | 8.1                               | 5.4        | 7.7        |
| Galway County                | 22                 | 14         | 8         | 12.6                                  | 11.4        | 7.9         | 15.9                            | 19.3        | 10.7        | 9.2                               | 3.5        | 5.0        |
| Leitrim                      | 6                  | 3          | 3         | 18.7                                  | 15.6        | 6.7         | 18.4                            | 24.6        | 6.5         | 18.9                              | 6.3        | 6.9        |
| Mayo                         | 26                 | 24         | 2         | 19.9                                  | 11.5        | 18.0        | 36.8                            | 19.9        | 26.3        | 3.1                               | 3.1        | 9.5        |
| Roscommon                    | 3                  | 3          | 0         | 4.7                                   | 12.4        | 18.1        | 9.3                             | 18.5        | 25.7        | 0.0                               | 6.3        | 10.2       |
| Sligo                        | 9                  | 6          | 3         | 13.9                                  | 15.4        | 4.8         | 18.6                            | 27.9        | 6.4         | 9.2                               | 3.1        | 3.2        |
| <b>ULSTER (PART OF)</b>      | <b>25</b>          | <b>23</b>  | <b>2</b>  | <b>8.5</b>                            | <b>7.5</b>  | <b>10.9</b> | <b>15.5</b>                     | <b>12.1</b> | <b>18.6</b> | <b>1.4</b>                        | <b>2.7</b> | <b>2.9</b> |
| Cavan                        | 6                  | 6          | 0         | 8.2                                   | 12.3        | 18.2        | 16.2                            | 21.5        | 32.3        | 0.0                               | 2.8        | 3.1        |
| Donegal                      | 10                 | 9          | 1         | 6.2                                   | 6.2         | 7.9         | 11.2                            | 9.9         | 11.8        | 1.2                               | 2.5        | 4.0        |
| Monaghan                     | 9                  | 8          | 1         | 14.7                                  | 4.9         | 10.4        | 26.0                            | 6.5         | 20.3        | 3.3                               | 3.3        | 0.0        |
| <b>REGIONAL AUTHORITIES:</b> |                    |            |           |                                       |             |             |                                 |             |             |                                   |            |            |
| Border                       | 55                 | 47         | 8         | 10.6                                  | 10.3        | 9.7         | 18.2                            | 17.0        | 16.0        | 3.1                               | 3.5        | 3.3        |
| Midland                      | 29                 | 21         | 8         | 10.2                                  | 19.4        | 13.1        | 14.8                            | 33.7        | 18.2        | 5.6                               | 5.0        | 7.8        |
| West                         | 59                 | 46         | 13        | 13.4                                  | 11.8        | 12.2        | 20.9                            | 19.5        | 16.7        | 5.9                               | 4.1        | 7.6        |
| Dublin                       | 85                 | 67         | 18        | 6.7                                   | 7.7         | 7.8         | 10.9                            | 12.2        | 11.6        | 2.8                               | 3.4        | 4.2        |
| Mid-East                     | 49                 | 42         | 7         | 9.2                                   | 10.1        | 8.4         | 15.8                            | 17.3        | 14.5        | 2.6                               | 3.0        | 2.1        |
| Mid-West                     | 56                 | 44         | 12        | 14.8                                  | 12.7        | 12.3        | 23.3                            | 22.2        | 19.1        | 6.3                               | 3.2        | 5.4        |
| South-East                   | 74                 | 63         | 11        | 14.8                                  | 15.0        | 14.1        | 25.3                            | 26.1        | 23.8        | 4.4                               | 4.0        | 4.2        |
| South-West                   | 100                | 83         | 17        | 15.1                                  | 13.7        | 11.7        | 25.2                            | 23.1        | 19.9        | 5.1                               | 4.5        | 3.4        |

<sup>1</sup> 2007 deaths are by year of occurrence and are final figures.<sup>2</sup> 2012 and 2011 deaths are by year of registration and are subject to future revision.<sup>3</sup> Deaths per year per 100,000 population. Rates based on Usual Residence population.



## **Appendix**

## Glossary of terms

### **NUTS III Regional Authority areas**

Border, Midland, West, Dublin, Mid-East, Mid-West, South-East, South-West

Border: Cavan, Donegal, Leitrim, Louth, Monaghan, Sligo.

Midland: Laois, Longford, Offaly, Westmeath.

West: Galway City, Galway County, Mayo, Roscommon.

Dublin: Dublin City, South Dublin, Fingal, Dun Laoghaire-Rathdown.

Mid-East: Kildare, Meath, Wicklow.

Mid-West: Clare, Limerick City, Limerick County, North Tipperary.

South-East: Carlow, Kilkenny, South Tipperary, Waterford City, Waterford County, Wexford.

South-West: Cork City, Cork County, Kerry.

### **EU-15 and EU-27 countries**

Austria, Belgium, Denmark, Finland, France, Germany, Greece, Ireland, Italy, Luxembourg, the Netherlands, Portugal, Spain, Sweden and the United Kingdom.

### **EU-27**

EU-15 plus Cyprus, Czech Republic, Estonia, Hungary, Latvia, Lithuania, Malta, Poland, Slovakia, Slovenia, Bulgaria and Romania



**Causes of death Eurostat shortlist (August 1998)**

| Nr | Disease or external cause  | ICD-9 Code        | ICD-10 Code         |
|----|--|-------------------|---------------------|
| 00 | All causes of death  | 001-E999          | A00-Y89             |
| 01 | Infectious and Parasitic Diseases:-  | 001-139,279.8     | A00-B99             |
| 02 | Tuberculosis   | 010-018,137       | A15-A19,B90         |
| 03 | Meningococcal Infection  | 036               | A39                 |
| 04 | AIDS (HIV Disease)   | 042-044,279.8     | B20-B24             |
| 05 | Viral Hepatitis  | 070               | B15-B19             |
|    | other Infectious and Parasitic Diseases  | Rem (001-139)     | Rem (A00-B99)       |
| 06 | Neoplasms  | 140-239           | C00-D48             |
| 07 | Malignant Neoplasms of the:-   | 140-208           | C00-C97             |
| 08 | Lip, Oral Cavity, Pharynx  | 140-149           | C00-C14             |
| 09 | Oesophagus   | 150               | C15                 |
| 10 | Stomach  | 151               | C16                 |
| 11 | Colon  | 153               | C18                 |
| 12 | Rectum and Anus  | 154               | C19-C20-C21         |
| 13 | Liver and the Intrahepatic Bile Ducts  | 155               | C22                 |
| 14 | Pancreas   | 157               | C25                 |
| 15 | Larynx and Trachea/Bronchus/Lung   | 161-162           | C32-C34             |
| 16 | Skin   | 172               | C43                 |
| 17 | Breast   | 174-175           | C50                 |
| 18 | Cervix Uteri   | 180               | C53                 |
| 19 | Other Parts of the Uterus  | 179,182           | C54-C55             |
| 20 | Ovary  | 183.0             | C56                 |
| 21 | Prostate   | 185               | C61                 |
| 22 | Kidney   | 189.0             | C64                 |
| 23 | Bladder  | 188               | C67                 |
| 24 | Lymph/Haematopoietic Tissue  | 200-208           | C81-C96             |
|    | other Malignant Neoplasms  | Rem (140-208)     | Rem. (C00-C97)      |
| 25 | Diseases of the Blood and Blood-forming Organs, Immunological disorders <sup>1</sup> | 279-289           | D50-D89             |
| 26 | Endocrine, Nutritional and Metabolic Diseases  | 240-278           | E00-E90             |
| 27 | Diabetes Mellitus  | 250               | E10-E14             |
| 28 | Mental and Behavioural Disorders   | 290-319           | F00-F99             |
| 29 | Alcohol abuse (including Alcoholic Psychosis)  | 291,303           | F10                 |
| 30 | Drug Dependence, Toxicomania   | 304-305           | F11-F16,F18-F19     |
| 31 | Diseases of the Nervous System and the Sense Organs                                  | 320-389           | G00-H95             |
| 32 | Meningitis   | 320-322           | G00-G03             |
| 33 | Diseases of the Circulatory System:-   | 390-459           | I00-I99             |
| 34 | Ischaemic Heart Disease  | 410-414           | I20-I25             |
|    | <i>(Acute Myocardial Infarction)</i>   | 410               | I21                 |
| 35 | Other Heart Disease  | 420-423,425-429   | I30-I33,I39-I52     |
| 36 | Cerebrovascular Disease  | 430-438           | I60-I69             |
|    | other Diseases of the Circulatory System   | Rem (390-459)     | Rem. (I00-I99)      |
| 37 | Diseases of the Respiratory System   | 460-519           | J00-J99             |
| 38 | Influenza  | 487               | J10-J11             |
| 39 | Pneumonia  | 480-486           | J12-J18             |
| 40 | Chronic Lower Respiratory Disease  | 490-494,496       | J40-J47             |
| 41 | Asthma   | 493               | J45-J46             |
|    | other Diseases of the Respiratory System   | Rem (460-519)     | Rem. (J00-J99)      |
| 42 | Diseases of the Digestive System   | 520-579           | K00-K93             |
| 43 | Ulcer of Stomach, Duodenum and Jejunum   | 531-534           | K25-K28             |
| 44 | Chronic Liver Disease  | 571.0-571.9       | K70,K73-K74         |
|    | other Diseases of the Digestive System   | Rem (520-579)     | Rem. (K00-K93)      |
| 45 | Diseases of the Skin and Subcutaneous Tissue   | 680-709           | L00-L99             |
| 46 | Diseases of the Musculoskeletal System/Connective Tissue                             | 710-739           | M00-M99             |
| 47 | Rheumatoid Arthritis and Osteoarthritis  | 714-715           | M05-M06,M15-M19     |
| 48 | Diseases of the Genitourinary System   | 580-629           | N00-N99             |
| 49 | Diseases of the Kidney and Ureter  | 580-594           | N00-N29             |
| 50 | Complications of Pregnancy, Childbirth and Puerperium                                | 630-676           | O00-O99             |
| 51 | Certain Conditions Originating in the Perinatal Period (stillbirths not included)    | 760-779           | P00-P96             |
| 52 | Congenital Malformations and Chromosomal Abnormalities                               | 740-759           | Q00-Q99             |
| 53 | Congenital malformations of the Nervous System                                       | 740-742           | Q00-Q07             |
| 54 | Congenital malformations of the Circulatory System                                   | 745-747           | Q20-Q28             |
| 55 | Symptoms, Signs, Abnormal Findings, Ill-defined Causes                               | 780-799           | R00-R99             |
| 56 | Sudden Infant Death Syndrome   | 798.0             | R95                 |
| 57 | Unknown and Unspecified Causes   | 798.1-9,799       | R96-R99             |
|    | Injury and Poisoning   | 800-999           | S00-T98             |
| 58 | External Causes of Injury and Poisoning (included in the Foregoing)                  | E800-E999         | V01-Y89             |
| 59 | Accidents  | E800-E929         | V01-X59             |
| 60 | Transport Accidents  | E800-E848         | V01-V99             |
|    | Road transport Accidents   | E810-E829, E929.0 | V01-V80,V87,V89,Y85 |
|    | Motor vehicle transport Accidents  | E810-E819         |                     |
| 61 | Accidental Falls   | E880-E888         | W00-W19             |
| 62 | Accidental Poisoning   | E850-E869         | X40-X49             |
|    | other accidents  | Rem (E800-E929)   | Rem (V01-X59)       |
| 63 | Suicide and Intentional Self Harm  | E950-E959         | X60-X84             |
| 64 | Homicide/Assault   | E960-E969         | X85-Y09             |
| 65 | Cause Undetermined   | E980-E989         | Y10-Y34             |
|    | other External Causes  | Rem (E930-E999)   |                     |

<sup>1</sup> 279.8 not included

**Table A Estimated Population classified by Sex and Age Group, 2007 - 2012<sup>1</sup>***thousands*

| Sex and Age Group    | Persons in April of each year |                |                |                |                   |                   |
|----------------------|-------------------------------|----------------|----------------|----------------|-------------------|-------------------|
|                      | 2007                          | 2008           | 2009           | 2010           | 2011 <sup>2</sup> | 2012 <sup>3</sup> |
| <b>Total Persons</b> | <b>4,375.8</b>                | <b>4,485.1</b> | <b>4,533.4</b> | <b>4,554.8</b> | <b>4,574.9</b>    | <b>4,585.4</b>    |
| 0 - 4 years          | 310.5                         | 324.0          | 335.2          | 347.0          | 356.0             | 364.6             |
| 5 - 9 "              | 297.2                         | 306.2          | 310.7          | 314.6          | 319.6             | 324.8             |
| 10 - 14 "            | 276.5                         | 283.1          | 290.5          | 296.1          | 301.0             | 305.4             |
| 15 - 19 "            | 291.4                         | 295.6          | 294.3          | 289.4          | 281.0             | 275.7             |
| 20 - 24 "            | 371.7                         | 373.6          | 354.4          | 326.3          | 298.6             | 277.7             |
| 25 - 29 "            | 399.8                         | 408.3          | 400.6          | 381.6          | 362.9             | 341.2             |
| 30 - 34 "            | 361.3                         | 369.5          | 374.5          | 381.2          | 393.4             | 392.3             |
| 35 - 39 "            | 335.3                         | 348.6          | 356.3          | 359.7          | 363.1             | 364.3             |
| 40 - 44 "            | 308.1                         | 313.6          | 316.7          | 321.8          | 329.3             | 335.7             |
| 45 - 49 "            | 281.2                         | 288.5          | 295.6          | 300.9          | 304.1             | 308.1             |
| 50 - 54 "            | 253.2                         | 258.0          | 262.3          | 267.4          | 273.7             | 278.2             |
| 55 - 59 "            | 227.9                         | 232.6          | 235.7          | 239.6          | 243.4             | 248.0             |
| 60 - 64 "            | 190.7                         | 199.8          | 207.7          | 214.0          | 217.1             | 220.0             |
| 65 - 69 "            | 144.1                         | 149.8          | 156.6          | 163.5          | 172.1             | 181.5             |
| 70 - 74 "            | 119.5                         | 121.7          | 124.6          | 127.9          | 130.1             | 132.7             |
| 75 - 79 "            | 92.5                          | 94.5           | 96.8           | 99.1           | 101.4             | 103.6             |
| 80 - 84 "            | 65.6                          | 65.9           | 66.9           | 68.4           | 69.8              | 71.0              |
| 85 years and over    | 49.4                          | 51.9           | 54.0           | 56.1           | 58.2              | 60.5              |
| <b>Total males</b>   | <b>2,191.3</b>                | <b>2,238.6</b> | <b>2,257.3</b> | <b>2,262.2</b> | <b>2,270.5</b>    | <b>2,269.6</b>    |
| 0 - 4 years          | 159.4                         | 165.9          | 171.4          | 177.6          | 182.0             | 186.0             |
| 5 - 9 "              | 151.9                         | 156.3          | 158.5          | 160.8          | 163.5             | 166.1             |
| 10 - 14 "            | 141.9                         | 145.3          | 149.2          | 152.1          | 154.5             | 156.4             |
| 15 - 19 "            | 147.5                         | 149.6          | 150.3          | 147.7          | 143.7             | 141.3             |
| 20 - 24 "            | 187.6                         | 186.5          | 173.5          | 160.1          | 148.6             | 138.6             |
| 25 - 29 "            | 202.6                         | 204.7          | 198.4          | 186.1          | 175.1             | 163.5             |
| 30 - 34 "            | 184.6                         | 186.9          | 188.1          | 189.8          | 194.9             | 191.3             |
| 35 - 39 "            | 171.3                         | 177.6          | 180.3          | 181.0          | 181.9             | 181.5             |
| 40 - 44 "            | 154.9                         | 157.5          | 159.5          | 162.2          | 165.9             | 168.5             |
| 45 - 49 "            | 141.2                         | 144.5          | 147.9          | 149.8          | 151.3             | 153.1             |
| 50 - 54 "            | 127.4                         | 129.5          | 131.6          | 133.7          | 136.7             | 138.2             |
| 55 - 59 "            | 115.2                         | 117.3          | 118.7          | 120.3          | 121.8             | 123.6             |
| 60 - 64 "            | 96.1                          | 101.0          | 104.9          | 107.6          | 109.2             | 110.0             |
| 65 - 69 "            | 71.9                          | 74.4           | 78.0           | 81.5           | 85.6              | 90.6              |
| 70 - 74 "            | 56.9                          | 58.1           | 59.8           | 61.8           | 62.9              | 64.4              |
| 75 - 79 "            | 40.8                          | 42.4           | 43.9           | 45.1           | 46.3              | 47.6              |
| 80 - 84 "            | 25.0                          | 25.3           | 26.3           | 27.3           | 28.3              | 29.4              |
| 85 years and over    | 15.2                          | 15.9           | 16.8           | 17.7           | 18.4              | 19.4              |
| <b>Total females</b> | <b>2,184.6</b>                | <b>2,246.5</b> | <b>2,276.1</b> | <b>2,292.6</b> | <b>2,304.4</b>    | <b>2,315.8</b>    |
| 0 - 4 years          | 151.1                         | 158.1          | 163.8          | 169.4          | 174.1             | 178.6             |
| 5 - 9 "              | 145.4                         | 150.0          | 152.2          | 153.8          | 156.2             | 158.7             |
| 10 - 14 "            | 134.6                         | 137.9          | 141.2          | 144.0          | 146.6             | 149.0             |
| 15 - 19 "            | 144.0                         | 146.0          | 143.9          | 141.7          | 137.4             | 134.4             |
| 20 - 24 "            | 184.1                         | 187.1          | 180.9          | 166.2          | 149.9             | 139.2             |
| 25 - 29 "            | 197.2                         | 203.6          | 202.1          | 195.6          | 187.8             | 177.7             |
| 30 - 34 "            | 176.8                         | 182.6          | 186.4          | 191.4          | 198.5             | 201.0             |
| 35 - 39 "            | 164.0                         | 171.0          | 176.0          | 178.7          | 181.2             | 182.9             |
| 40 - 44 "            | 153.2                         | 156.1          | 157.3          | 159.6          | 163.4             | 167.1             |
| 45 - 49 "            | 140.1                         | 143.9          | 147.7          | 151.1          | 152.9             | 155.0             |
| 50 - 54 "            | 125.8                         | 128.5          | 130.7          | 133.7          | 137.1             | 140.0             |
| 55 - 59 "            | 112.7                         | 115.3          | 117.0          | 119.3          | 121.6             | 124.3             |
| 60 - 64 "            | 94.5                          | 98.8           | 102.8          | 106.4          | 107.9             | 109.9             |
| 65 - 69 "            | 72.2                          | 75.4           | 78.6           | 82.0           | 86.5              | 90.9              |
| 70 - 74 "            | 62.6                          | 63.6           | 64.8           | 66.2           | 67.2              | 68.3              |
| 75 - 79 "            | 51.6                          | 52.1           | 52.9           | 54.0           | 55.0              | 55.9              |
| 80 - 84 "            | 40.5                          | 40.5           | 40.6           | 41.0           | 41.5              | 41.6              |
| 85 years and over    | 34.2                          | 36.0           | 37.2           | 38.5           | 39.8              | 41.1              |

<sup>1</sup> The population estimates for year ending April 2007 and later periods are based on the Usual Residence concept.<sup>2</sup> Census of Population<sup>3</sup> Preliminary

**Table B - Deaths which were registered on the authority\* of the Superintendent Registrars in 2012, classified by principal groups of causes, sex and year of occurrence**

| Cause of Death                     |          | Year of occurrence |           |           |           |           |           |          |          |          |          | Total     |                  |
|------------------------------------|----------|--------------------|-----------|-----------|-----------|-----------|-----------|----------|----------|----------|----------|-----------|------------------|
|                                    |          | 2010               | 2009      | 2008      | 2007      | 2006      | 2005      | 2004     | 2003     | 2002     | 2001     |           | 2000 and earlier |
| <b>Total deaths</b>                | <b>M</b> | <b>122</b>         | <b>58</b> | <b>22</b> | <b>17</b> | <b>13</b> | <b>10</b> | <b>5</b> | <b>5</b> | <b>5</b> | <b>3</b> | <b>67</b> | <b>327</b>       |
|                                    | <b>F</b> | <b>84</b>          | <b>21</b> | <b>13</b> | <b>16</b> | <b>6</b>  | <b>6</b>  | <b>2</b> | <b>4</b> | <b>5</b> | <b>6</b> | <b>65</b> | <b>228</b>       |
| Malignant Neoplasms                | M        | 7                  | 1         | 0         | 0         | 3         | 0         | 0        | 1        | 1        | 0        | 12        | 25               |
|                                    | F        | 12                 | 1         | 4         | 3         | 3         | 2         | 1        | 2        | 2        | 0        | 7         | 37               |
| Diseases of the Circulatory system | M        | 18                 | 10        | 5         | 3         | 4         | 1         | 2        | 1        | 1        | 2        | 29        | 76               |
|                                    | F        | 18                 | 7         | 4         | 5         | 1         | 2         | 0        | 0        | 3        | 3        | 21        | 64               |
| Diseases of the Respiratory system | M        | 3                  | 1         | 5         | 3         | 2         | 1         | 1        | 2        | 1        | 0        | 5         | 24               |
|                                    | F        | 10                 | 2         | 1         | 2         | 1         | 1         | 0        | 1        | 0        | 0        | 7         | 25               |
| External causes                    | M        | 74                 | 41        | 8         | 9         | 2         | 6         | 1        | 1        | 1        | 1        | 5         | 149              |
|                                    | F        | 27                 | 5         | 3         | 1         | 0         | 0         | 1        | 1        | 0        | 0        | 2         | 40               |
| All other causes                   | M        | 20                 | 5         | 4         | 2         | 2         | 2         | 1        | 0        | 1        | 0        | 16        | 53               |
|                                    | F        | 17                 | 6         | 1         | 5         | 1         | 1         | 0        | 0        | 0        | 3        | 28        | 62               |

\* See definition on background notes - "issue of authority of the Superintendent Registrars".

## Background Notes

### Methodology

All figures in this report are classified by year of registration.

### Changes in Methodology

The extension of the Limerick City boundary, which came into operation on 1st March 2008, has been taken into account in the compilation of the statistics from the Second Quarter of 2008. As a result, data for Limerick City and County are not directly comparable with any quarter prior to the Second Quarter 2008.

This publication continues with the 3 major changes in the methods by which mortality statistics are compiled. These changes were introduced in the Vital Statistics First Quarter 2007 publication.

- 1) Underlying Cause of Death is classified according to International Classification of Diseases, Version 10 (ICD10) instead of to International Classification of Diseases, Version 9 (ICD9). In addition, this and future publications will incorporate certain official updates to ICD-10. In particular, mental and behavioural disorders due to psychoactive substance use (F10-F19), with mention of intestinal infectious diseases (A00-A09), accidental, intentional self and undetermined intent poisoning by and exposure to noxious substances (X40-X49, X60-X69, Y10-Y19) or assault by chemical or noxious substance (X85-X90), are now coded to the latter.  
<http://www.who.int/classifications/icd/OfficialWHOUpdatesCombined1996-2008VOLUME2.pdf>
- 2) Deaths where there was not an inquest have been coded using the automated coding system developed by the U.S National Centre for Health Statistics (NCHS). Previously the Underlying Cause of Death was chosen manually for all deaths.
- 3) All deaths registered in the quarter/year have been included in the statistics, in some cases with a provisional cause of death. Previously the practice was not to include deaths in the annual summary statistics until the cause of death had been definitely established.

Because of these changes, caution should be taken in directly comparing these mortality statistics with those of previous quarters/years. Many countries have found that moving to ICD10 does affect certain specific categories of causes of death. In particular, a significant drop in the number of deaths attributed to pneumonia and bronchopneumonia has been observed in some countries after moving to ICD10. These deaths were instead assigned to other conditions included on the death certificate.

The effect of the third change above has been to increase the number of deaths in our statistics as compared with previous years. Statistics for deaths due to external causes are particularly affected by this change. The previous method meant that some deaths were included in a later quarter of the year from when they had been registered, because of the delay involved in establishing a definite cause of death.

### Issue of Authority for Registration:

Births and deaths (where no inquest has been held) which have not been registered within one year of their occurrence can be registered only on the authority of the Superintendent Registrars. The tables in the main body of this report exclude such births and deaths. The Appendix to the report contains an analysis of late death registrations in 2012 and of some deaths where an inquest has been held. The number of such deaths registered in 2012 was 555.

### Revised Figures

This report contains upward revisions to previously published figures for births registered in quarter 3 of 2008, quarter 1 of 2009 and 2010, and also for the previously published numbers for deaths registered in quarter 1 of 2010 and 2011. The natural increase and totals for these years were also revised. These revisions were first published in the Vital Statistics Second Quarter 2011 report.

