

Appendices

Appendix 1

Glossary

Terms used in the report and their meaning

Geographic terms

Greater Dublin Area	This refers to Dublin City (as legally defined) together with its suburbs in the three adjacent counties of Dún Laoghaire-Rathdown, Fingal and South Dublin. The boundaries are determined in accordance with UN recommendations which specify that no occupied dwelling is more than 200 metres distant from the nearest occupied dwelling. Following this definition implies that towns such as Swords and Malahide are not classified as suburbs of Dublin. Suburban boundaries do not have any legal standing and are redefined following each census.
Other Cities	This refers to the cities of Cork, Limerick, Galway and Waterford and their suburbs
Urban areas	This is the same as the Aggregate Town Area used in other Census publications. It covers towns with a population of 1,500 or more.
Rural areas	This is the same as the Aggregate Rural Area that is used in other Census publications. It covers all areas other than cities and urban areas.
Towns	Reference to towns in this publication is to towns with a population of 1,500 or more.

Housing terms

Owner occupied housing	Tick box 1, 2 or 3 in question H3 on the census form
Rented	Tick box 4, 5, or 6 in question H3 on the census form
Houses	Tick box 1, 2 or 3 in question H1 on the census form
Apartments	Tick box 4 or 5 in question H1 on the census form
Other	Tick box 6 or 7 in question H1 on the census form

Demographic terms

Married	Tick box 2, 3, or 4 in question 10 on the census form
Re-married	Tick box 3, or 4 in question 10 on the census form
Family	A family unit is defined for census purposes as persons living together who are related as either spouses/partners and/or as parents and children. A family type household is one in which there is at least one family unit.

Level of education

Primary	Tick box 2 in question 23 on the census form
Secondary	Tick box 3 - 6 in question 23 on the census form
Third level	Tick box 7 - 13 in question 23 on the census form
Lower Secondary (in Table A6)	Tick box 3 in question 23 on the census form
Leaving Cert (in Table A6)	Tick box 4 - 6 in question 23 on the census form
Post-graduate qualification	Tick box 12 and 13 in question 23 on the census form

Third level qualifications

Some of the subject areas have been abbreviated as follows:

Education	Tick box 1 in question 24
Humanities/Arts	Tick box 2 in question 24 Includes Foreign Languages, History, Philosophy, Fine Arts, Music and Performing Arts, Design
Social Science/Business/Law	Tick box 3 in question 24 Includes Psychology, Economics, Journalism, Finance Accounting
Engineering, Manufacturing and Construction	Tick box 6 in question 24 Includes Manufacturing, Construction, Architecture
Health	Tick box 8 in question 24 Includes Medicine, Nursing, Dental Studies, Therapy and Rehabilitation, Pharmacy
Services	Tick box 10 in question 24 Includes Hotel, Catering, Sports, Transport, Environmental Protection, Security, Occupation Health and Safety, Military and Defence
Other	Tick boxes 4, 5, 7, and 9 in question 24 includes Life Science, Physical Science, Mathematics and Statistics, Computing, Agriculture and Veterinary and Social Services

Occupations

Architects and town planners	UKSOC code 260 Architects & Town planners and Surveyors
Builders labourers	UKSOC code 929 Other building & civil engineering labourers
Care assistants and attendants	UKSOC code 644 Care assistants & attendants
Carpenters and joiners	UKSOC code 570 Carpenters & joiners
Chefs and cooks	UKSOC code 620 Chefs, cooks
Cleaners and domestics	UKSOC code 958 Cleaners, domestics
Computer analysts and programmers	UKSOC code 320 Computer analyst/programmers
Doctors	UKSOC code 220 Medical practitioners
Food and drink operatives	UKSOC code 809 Other food, drink (inc. brewing) & tobacco process operatives
General clerical workers	UKSOC code 430 Filing, computer, library & other clerks (n.o.s.)
Managers and proprietors of shops	UKSOC code 179 Managers/proprietors of shops etc.
Managers of marketing	UKSOC code 121 Marketing etc. managers

Occupations (contd.)

Nurses and midwives	UKSOC code 340 Nurses & Midwives
Sales assistants	UKSOC code 720 Sales assistants, check out operators & petrol pump attendants
Security guards	UKSOC code 615 Security guards & related occupations
Third level lecturers	UKSOC code 230 University, RTC and higher education teachers
Waiters and waitresses	UKSOC code 621 Waiters, waitresses

Counts of non-Irish nationals

The number of persons present and usually resident in the State on Census Night is generally used as the number of persons for each nationality group living in Ireland. For tables showing the population of towns and cities, the number is restricted to those enumerated at home on Census night. Any other counts are mentioned specifically in the report (e.g. persons aged 15 and over, persons at work etc.).

The figures shown in the various tables exclude those who did not state a nationality (44,279 persons).

Other terms

Unemployed	Includes 'Looking for first regular job' and 'Unemployed having lost or given up previous job', unless otherwise stated
Per cent	All percentage breakdowns exclude the 'Not stated' category unless stated otherwise.

Maps

Population Density Maps	The population distribution maps illustrated in Part 2 of this report show population densities for each of the nationality groups in each Electoral Division (ED) in the country. The maps are colour coded to show the number of nationals per 10 square kilometres. Given the wide variation in ED size (from 0.01 sq km to 127 sq km) and ED population (from under 50 persons to over 24,000 persons), mapping population density of non-Irish nationals provides a more accurate picture than either percentage population shares or absolute numbers of non-Irish nationals per ED.
-------------------------	--

For a further understanding of definitions, terms and expressions used in census see the appendices of the relevant published volumes. These can be found online at <http://www.cso.ie/census/Census2006Results.htm>.

Appendix 2

2006 Census questionnaire

The attached extract is taken from the household form used in the 2006 Census. The household form covers 6 persons and consists of 24 pages. The attached extract covers persons 1 and 2 only. The layouts for persons 3 to 6 are identical to that for person 2, apart from the relationship question (Q3).



Central Statistics Office
An Phríomh-Oifig Staidrimh

Daonáireamh na hÉireann Census of Population of Ireland Sunday 23 April 2006

About the Census

The Census takes place every five years and counts all the people and households in the country. The census results will give a comprehensive picture of the social and living conditions of our people and will provide vital information necessary for planning Ireland's future.

Participation is compulsory

The Census is being taken under the Statistics Act, 1993 and the Statistics (Census of Population) Order, 2005. Under Section 26 of the Statistics Act, 1993, you are obliged by law to complete this form. Any person who fails or refuses to provide this information or who knowingly provides false information may be subject to a fine of up to €25,000.

Confidentiality is guaranteed

The confidentiality of your Census return is legally guaranteed by the Statistics Act, 1993. The Central Statistics Office will use the information you provide for statistical purposes only. This includes the production of statistical tables and analytical reports and the selection of samples for some of our surveys.

Census Enumerator

Your Census Enumerator will assist you if you have difficulty completing your Census form or if you have any questions about the Census.

Thank you for your co-operation.


Donal Garvey
Director General

Tá leagan Gaeilge den fhoirm seo le fáil ach í a iarraidh ón áiritheoir.

Who should complete the Census form?

The householder or any adult member of the household present on the night of Sunday 23 April 2006 should complete the form.

Each household should complete a separate Household Form.

A household is:

- one person living alone or
- a group of related/unrelated people living at the same address with common housekeeping arrangements, that is, sharing at least one meal a day or sharing a living room or sitting room.

If you have any queries

Talk to your Census Enumerator if:

- there is more than one household at your address (*each will need their own Household Form*);
- there are more than 6 persons in the household (*you will need an Individual Form for each additional person*).

How to complete your Census form

1. The form should be completed on the night of Sunday 23 April.
2. Please answer questions about your accommodation on page 2.
3. Identify on page 3:
 - all persons (including visitors) who spent the night of Sunday 23 April in the household;
 - any household members who are usually resident in the household but who are temporarily away on the night of Sunday 23 April.
4. Answer the questions beginning on page 4 for all persons present on the night of Sunday 23 April.
5. Answer the questions on pages 22-23 in respect of any household members temporarily away on the night of Sunday 23 April.
6. Sign the declaration on the back page.

Have your completed form ready for collection

The Enumerator will call to collect your completed Census form on Monday 24 April or soon afterwards and will assist you if you have any difficulties. If for any reason the form has not been collected by Monday 22 May 2006, please return it to our FREEPOST address which is Central Statistics Office, PO Box 2006, FREEPOST 3985, Swords, Co Dublin.

For office use only

House Number and Street/Townland Name

County Code	Enumeration Area Code	ED Code	Street/Townland Code	D No.	Number of persons PRESENT			ABSENT persons
					Males	Females	Total	
<input type="text"/>	<input type="text"/>	<input type="text"/>	<input type="text"/>	<input type="text"/>	<input type="text"/>	<input type="text"/>	<input type="text"/>	<input type="text"/>



How to complete the Census Form

Please use BLACK or BLUE pen

Please complete this form using a BLACK or BLUE pen.

Tick boxes like this:

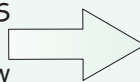
If you make a mistake:

Fill in the box like this: 1 Per week

correct one like this: 2 Per month

Where you are required to write in an answer please use

BLOCK CAPITAL LETTERS and leave one space between each word. Continue on to a new line if a word will not fit, as in the example.



EXAMPLE

What is your place of birth?

If elsewhere ABROAD, write in the COUNTRY.

N	E	W		Z	E	A	L	A	N	
D										

Questions about your accommodation

Tick boxes like this

START HERE

H1 What type of accommodation does your household occupy?

one box only.

A whole house or bungalow that is:

- Detached
- Semi-detached
- Terraced (including end of terrace)

A flat or apartment (including duplexes) that is self-contained:

- In a purpose-built block
- Part of a converted house or commercial building

A bed-sit:

- Bed-sit (with some shared facilities e.g. toilet)

A mobile or temporary structure:

- A caravan or other mobile or temporary structure

H2 What year was your house or other building containing your accommodation first built?

the year in which first built even if the building was subsequently converted, extended or renovated.

- Before 1919
- 1919 - 1940 inclusive
- 1941 - 1960 inclusive
- 1961 - 1970 inclusive
- 1971 - 1980 inclusive
- 1981 - 1990 inclusive
- 1991 - 1995 inclusive
- 1996 - 2000 inclusive
- 2001 or later

H3 What is the nature of occupancy of your household's accommodation?

one box only.

- Owner occupied where loan or mortgage repayments are being made
- Owner occupied where no loan or mortgage repayments are being made
- Being purchased from a Local Authority under a Tenant Purchase Scheme
- Rented from a Local Authority
- Rented from a Voluntary Body
- Rented unfurnished other than from a Local Authority or Voluntary Body
- Rented furnished or part furnished other than from a Local Authority or Voluntary Body
- Occupied free of rent (caretaker, company official, etc.)

H4 If your accommodation is rented, how much rent does your household pay?

Enter amount to the nearest Euro.

€

to indicate

- Per week
- Per month
- Per year

H5 How many rooms do you have for use only by your household?

- Do NOT count bathrooms, toilets, kitchenettes, utility rooms, consulting rooms, offices, shops, halls or landings, or rooms that can only be used for storage such as cupboards.
- Do count all other rooms for example kitchens, living rooms, bedrooms, conservatories you can sit in, and studies.
- If two rooms have been converted into one, count them as one room.

Number of rooms

H6 Does your accommodation have central heating?

'Yes' if you have central heating in some or all rooms whether or not you use it.

- Yes
- No

H7 What type of piped water supply does your accommodation have?

one box only.

- Connection to a Public Main
- Connection to a Group Water Scheme with a Local Authority source of supply
- Connection to a Group Water Scheme with a private source of supply (e.g. borehole, lake, etc.)
- Connection to other private source (e.g. well, lake, rain-water tank, etc.)
- No piped water supply

H8 What type of sewerage facility does your accommodation have?

one box only.

- Public sewerage scheme
- Individual septic tank
- Individual treatment system other than a septic tank
- Other sewerage facility
- No sewerage facility

H9 How many cars or vans are owned or are available for use by one or more members of your household?

Include any company car or van if available for private use.

one box only.

- One
- Two
- Three
- Four or more
- None

H10 Does your household have a personal computer (PC)?

- Yes
- No

H11 Does your household have access to the Internet?

'Yes' if you have access to the Internet in your home.

- Yes, Broadband connection
- Yes, other connection
- No

H12 Proceed to next page



Persons present in the household on the night of Sunday 23 April

List every person who spent the night of Sunday 23 April in the household or who arrived the following morning not having been enumerated elsewhere.

INCLUDE

- all persons alive at midnight on Sunday 23 April.
- persons staying temporarily in the household.

DO NOT INCLUDE

- students who are away from home on the night of Sunday 23 April; they should be listed as being absent in List 2 below.
- babies born after midnight on Sunday 23 April.
- anyone who is temporarily away from home on the night of Sunday 23 April. However, these persons should be listed as being absent in List 2 below.

LIST 1	Persons PRESENT in the household on the night of Sunday 23 April
Person No.	First name and surname
1	
2	
3	
4	
5	
6	
If there are more than 6 persons present in the household on the night of Sunday 23 April, you will need an Individual Form for each additional person. Please ask your Enumerator.	
7	
8	
9	
10	
11	
12	

Answer questions relating to each person present in the household on Sunday 23 April beginning on Page 4.

Answer questions relating to persons 7, 8, 9 etc. on additional Individual Forms available from your Enumerator.

Persons temporarily away from the household on the night of Sunday 23 April

List any household members who usually live at this address but who were ABSENT on the night of Sunday 23 April. Include in particular students who are living away from home during term time who were not present on the night of Sunday 23 April.

LIST 2	Persons ABSENT from the household on the night of Sunday 23 April
Person No.	First name and surname
1	
2	
3	
4	
5	
6	
If there are more than 6 usual residents absent on the night of Sunday 23 April, please ask your Enumerator for guidance.	

You must answer questions beginning on Page 22 for each usual resident listed here as being absent from the household on the night of Sunday 23 April.

Please answer questions for each person present in the household on the night of Sunday 23 April in the same order as listed in List 1 above beginning on Page 4.



15 Do you have any of the following long-lasting conditions?

- (a) Blindness, deafness or a severe vision or hearing impairment

Yes	No
1 <input type="checkbox"/>	2 <input type="checkbox"/>
- (b) A condition that substantially limits one or more basic physical activities such as walking, climbing stairs, reaching, lifting or carrying

Yes	No
1 <input type="checkbox"/>	2 <input type="checkbox"/>
- (c) A learning or intellectual disability

Yes	No
1 <input type="checkbox"/>	2 <input type="checkbox"/>
- (d) A psychological or emotional condition

Yes	No
1 <input type="checkbox"/>	2 <input type="checkbox"/>
- (e) Other, including any chronic illness

Yes	No
1 <input type="checkbox"/>	2 <input type="checkbox"/>

16 IF 'Yes', to any of the conditions specified in Question 15, do you have any difficulty in doing any of the following activities?

- (a) Learning, remembering or concentrating

Yes	No
1 <input type="checkbox"/>	2 <input type="checkbox"/>
- (b) Dressing, bathing or getting around inside the home

Yes	No
1 <input type="checkbox"/>	2 <input type="checkbox"/>
- (c) Going outside the home alone to shop or visit a doctor's surgery

Yes	No
1 <input type="checkbox"/>	2 <input type="checkbox"/>
- (d) Working at a job or business or attending school or college

Yes	No
1 <input type="checkbox"/>	2 <input type="checkbox"/>
- (e) Participating in other activities, for example leisure or using transport

Yes	No
1 <input type="checkbox"/>	2 <input type="checkbox"/>

17 How do you usually travel to work, school or college?

one box only, for the longest part, by distance, of your usual journey to work, school or college.

- 1 On foot
- 2 Bicycle
- 3 Bus, minibus or coach
- 4 Train, DART or LUAS
- 5 Motor cycle or scooter
- 6 Driving a car
- 7 Passenger in a car
- 8 Lorry or van
- 9 Other means
- 10 Work mainly at or from home
- 11 Not applicable

18 What time do you usually leave home to go to work, school or college?

- 1 Before 06:30
- 2 06:31 - 07:00
- 3 07:01 - 07:30
- 4 07:31 - 08:00
- 5 08:01 - 08:30
- 6 08:31 - 09:00
- 7 09:01 - 09:30
- 8 After 09:30
- 9 Not applicable


19 What distance is your journey from home to work, school or college and how long does it usually take?

Write in distance to the nearest kilometre and journey time in minutes.

Kilometres

Minutes

20 If you are aged under 15,



21 Do you provide regular unpaid personal help for a friend or family member with a long-term illness, health problem or disability?

Include problems which are due to old age.

Personal help includes help with basic tasks such as feeding or dressing.

- 1 Yes, 1-14 hours a week
- 2 Yes, 15-28 hours a week
- 3 Yes, 29-42 hours a week
- 4 Yes, 43 or more hours a week
- 5 No

22 Have you ceased your full-time education?

- 1 Yes
- 2 No

IF 'Yes', write in AGE at which it ceased.

23 What is the highest level of education (full-time or part-time) which you have completed to date?

one box only.

- 1 No formal education
- 2 Primary education
- Second Level**
- 3 Lower secondary: Junior/Intermediate/Group Certificate, 'O' Levels/GCSEs, NCVA Foundation Certificate, Basic Skills Training Certificate or equivalent
- 4 Upper secondary: Leaving Certificate (including Applied and Vocational Programmes), 'A' Levels, NCVA Level 1 Certificate or equivalent
- 5 Technical or Vocational qualification: Completed Apprenticeship, NCVA Level 2/3 Certificate, Teagasc Certificate/Diploma or equivalent
- 6 Both Upper Secondary and Technical or Vocational qualification
- Third Level**
- 7 Non Degree: National Certificate, Diploma NCEA/Institute of Technology or equivalent, Nursing Diploma
- 8 Primary Degree (Third Level Bachelor Degree)
- 9 Professional qualification (of Degree status at least)
- 10 Both a Degree and a Professional qualification
- 11 Postgraduate Certificate or Diploma
- 12 Postgraduate Degree (Masters)
- 13 Doctorate (Ph.D)

24 Do you hold any THIRD LEVEL qualification(s) which you attained after completing 2 or more years of study?

- 1 Yes
- 2 No

IF 'Yes', please indicate the main subject area(s) in which the qualification(s) is held.

ALL the boxes that apply.

- 1 Education
- 2 Humanities and Arts (including Foreign Languages, History, Philosophy, Fine Arts, Music and Performing Arts, Design)
- 3 Social Sciences/Business/Law (including Psychology, Economics, Journalism, Finance, Accounting)
- 4 Life Science, Physical Science, Mathematics and Statistics
- 5 Computing
- 6 Engineering, Manufacturing and Construction (including Architecture)
- 7 Agriculture and Veterinary (including Forestry, Fishery, Horticulture)
- 8 Health (including Medicine, Nursing, Dental Studies, Therapy and Rehabilitation, Pharmacy)
- 9 Social Services (including Child Care and Youth Services, Social Work and Counselling)
- 10 Services (including Hotel, Catering, Sports, Transport, Environmental Protection, Security, Occupational Health and Safety, Military and Defence)



15 Do you have any of the following long-lasting conditions?

- (a) Blindness, deafness or a severe vision or hearing impairment Yes No
1 2
- (b) A condition that substantially limits one or more basic physical activities such as walking, climbing stairs, reaching, lifting or carrying Yes No
1 2
- (c) A learning or intellectual disability Yes No
1 2
- (d) A psychological or emotional condition Yes No
1 2
- (e) Other, including any chronic illness Yes No
1 2

16 IF 'Yes', to any of the conditions specified in Question 15, do you have any difficulty in doing any of the following activities?

- (a) Learning, remembering or concentrating Yes No
1 2
- (b) Dressing, bathing or getting around inside the home Yes No
1 2
- (c) Going outside the home alone to shop or visit a doctor's surgery Yes No
1 2
- (d) Working at a job or business or attending school or college Yes No
1 2
- (e) Participating in other activities, for example leisure or using transport Yes No
1 2

17 How do you usually travel to work, school or college?

one box only, for the longest part, by distance, of your usual journey to work, school or college.

- 1 On foot
- 2 Bicycle
- 3 Bus, minibus or coach
- 4 Train, DART or LUAS
- 5 Motor cycle or scooter
- 6 Driving a car
- 7 Passenger in a car
- 8 Lorry or van
- 9 Other means
- 10 Work mainly at or from home
- 11 Not applicable

18 What time do you usually leave home to go to work, school or college?

- 1 Before 06:30
- 2 06:31 - 07:00
- 3 07:01 - 07:30
- 4 07:31 - 08:00
- 5 08:01 - 08:30
- 6 08:31 - 09:00
- 7 09:01 - 09:30
- 8 After 09:30
- 9 Not applicable


19 What distance is your journey from home to work, school or college and how long does it usually take?

Write in distance to the nearest kilometre and journey time in minutes.

Kilometres

Minutes

20 If you are aged under 15,



21 Do you provide regular unpaid personal help for a friend or family member with a long-term illness, health problem or disability?

Include problems which are due to old age.

Personal help includes help with basic tasks such as feeding or dressing.

- 1 Yes, 1-14 hours a week
- 2 Yes, 15-28 hours a week
- 3 Yes, 29-42 hours a week
- 4 Yes, 43 or more hours a week
- 5 No

22 Have you ceased your full-time education?

- 1 Yes
- 2 No

IF 'Yes', write in AGE at which it ceased.

23 What is the highest level of education (full-time or part-time) which you have completed to date?

one box only.

- 1 No formal education
- 2 Primary education
- Second Level**
- 3 Lower secondary: Junior/Intermediate/Group Certificate, 'O' Levels/GCSEs, NCVA Foundation Certificate, Basic Skills Training Certificate or equivalent
- 4 Upper secondary: Leaving Certificate (including Applied and Vocational Programmes), 'A' Levels, NCVA Level 1 Certificate or equivalent
- 5 Technical or Vocational qualification: Completed Apprenticeship, NCVA Level 2/3 Certificate, Teagasc Certificate/Diploma or equivalent
- 6 Both Upper Secondary and Technical or Vocational qualification
- Third Level**
- 7 Non Degree: National Certificate, Diploma NCEA/Institute of Technology or equivalent, Nursing Diploma
- 8 Primary Degree (Third Level Bachelor Degree)
- 9 Professional qualification (of Degree status at least)
- 10 Both a Degree and a Professional qualification
- 11 Postgraduate Certificate or Diploma
- 12 Postgraduate Degree (Masters)
- 13 Doctorate (Ph.D)

24 Do you hold any THIRD LEVEL qualification(s) which you attained after completing 2 or more years of study?

- 1 Yes
- 2 No

IF 'Yes', please indicate the main subject area(s) in which the qualification(s) is held.

ALL the boxes that apply.

- 1 Education
- 2 Humanities and Arts (including Foreign Languages, History, Philosophy, Fine Arts, Music and Performing Arts, Design)
- 3 Social Sciences/Business/Law (including Psychology, Economics, Journalism, Finance, Accounting)
- 4 Life Science, Physical Science, Mathematics and Statistics
- 5 Computing
- 6 Engineering, Manufacturing and Construction (including Architecture)
- 7 Agriculture and Veterinary (including Forestry, Fishery, Horticulture)
- 8 Health (including Medicine, Nursing, Dental Studies, Therapy and Rehabilitation, Pharmacy)
- 9 Social Services (including Child Care and Youth Services, Social Work and Counselling)
- 10 Services (including Hotel, Catering, Sports, Transport, Environmental Protection, Security, Occupational Health and Safety, Military and Defence)



Persons temporarily away from the household on the night of Sunday 23 April

Answer questions A1 to A8 for any household members who usually live here at this address but who are NOT present on the night of Sunday 23 April. Include in particular students who are living away from home during term time who are NOT present at this address on the night of Sunday 23 April.

Absent Person 1

A1 What is this person's name?

First name and surname

A2 Sex

1 Male

2 Female

A3 What is the relationship of this person to Person 1 on page 4?

✓ one box only.

1 Husband or wife

2 Partner

3 Son or daughter

10 Other related, write in RELATIONSHIP

11 Unrelated (including foster child)

A4 What is this person's date of birth?

Day Month Year

--	--	--	--	--	--	--	--	--	--	--	--	--	--	--	--	--	--	--	--

A5 What is this person's current marital status?

Answer if aged 15 years or over.

✓ one box only.

1 Single (never Married)

2 Married (including Re-married)

5 Separated (including Deserted)

6 Divorced

7 Widowed

A6 How long altogether is this person away for?

1 Less than 3 months

2 3 months or more

A7 Was this person in the Republic of Ireland on Sunday 23 April?

1 Yes

2 No

A8 Is this person a student away at school or college?

1 Yes

2 No

Absent Person 2

A1 What is this person's name?

First name and surname

A2 Sex

1 Male

2 Female

A3 What is the relationship of this person to Person 1 on page 4?

✓ one box only.

1 Husband or wife

2 Partner

3 Son or daughter

10 Other related, write in RELATIONSHIP

11 Unrelated (including foster child)

A4 What is this person's date of birth?

Day Month Year

--	--	--	--	--	--	--	--	--	--	--	--	--	--	--	--	--	--	--	--

A5 What is this person's current marital status?

Answer if aged 15 years or over.

✓ one box only.

1 Single (never Married)

2 Married (including Re-married)

5 Separated (including Deserted)

6 Divorced

7 Widowed

A6 How long altogether is this person away for?

1 Less than 3 months

2 3 months or more

A7 Was this person in the Republic of Ireland on Sunday 23 April?

1 Yes

2 No

A8 Is this person a student away at school or college?

1 Yes

2 No

Absent Person 3

A1 What is this person's name?

First name and surname

A2 Sex

1 Male

2 Female

A3 What is the relationship of this person to Person 1 on page 4?

✓ one box only.

1 Husband or wife

2 Partner

3 Son or daughter

10 Other related, write in RELATIONSHIP

11 Unrelated (including foster child)

A4 What is this person's date of birth?

Day Month Year

--	--	--	--	--	--	--	--	--	--	--	--	--	--	--	--	--	--	--	--

A5 What is this person's current marital status?

Answer if aged 15 years or over.

✓ one box only.

1 Single (never Married)

2 Married (including Re-married)

5 Separated (including Deserted)

6 Divorced

7 Widowed

A6 How long altogether is this person away for?

1 Less than 3 months

2 3 months or more

A7 Was this person in the Republic of Ireland on Sunday 23 April?

1 Yes

2 No

A8 Is this person a student away at school or college?

1 Yes

2 No



Persons temporarily away from the household on the night of Sunday 23 April

Absent Person 4

A1 What is this person's name?
First name and surname

A2 Sex

- 1 Male
2 Female

A3 What is the relationship of this person to Person 1 on page 4?
✓ *one box only.*

- 1 Husband or wife
2 Partner
3 Son or daughter
10 Other related, write in RELATIONSHIP

- 11 Unrelated (including foster child)

A4 What is this person's date of birth?

Day	Month	Year
<input type="text"/>	<input type="text"/>	<input type="text"/>

A5 What is this person's current marital status?
Answer if aged 15 years or over.
✓ *one box only.*

- 1 Single (never Married)
2 Married (including Re-married)
5 Separated (including Deserted)
6 Divorced
7 Widowed

A6 How long altogether is this person away for?

- 1 Less than 3 months
2 3 months or more

A7 Was this person in the Republic of Ireland on Sunday 23 April?

- 1 Yes
2 No

A8 Is this person a student away at school or college?

- 1 Yes
2 No

Absent Person 5

A1 What is this person's name?
First name and surname

A2 Sex

- 1 Male
2 Female

A3 What is the relationship of this person to Person 1 on page 4?
✓ *one box only.*

- 1 Husband or wife
2 Partner
3 Son or daughter
10 Other related, write in RELATIONSHIP

- 11 Unrelated (including foster child)

A4 What is this person's date of birth?

Day	Month	Year
<input type="text"/>	<input type="text"/>	<input type="text"/>

A5 What is this person's current marital status?
Answer if aged 15 years or over.
✓ *one box only.*

- 1 Single (never Married)
2 Married (including Re-married)
5 Separated (including Deserted)
6 Divorced
7 Widowed

A6 How long altogether is this person away for?

- 1 Less than 3 months
2 3 months or more

A7 Was this person in the Republic of Ireland on Sunday 23 April?

- 1 Yes
2 No

A8 Is this person a student away at school or college?

- 1 Yes
2 No

Absent Person 6

A1 What is this person's name?
First name and surname

A2 Sex

- 1 Male
2 Female

A3 What is the relationship of this person to Person 1 on page 4?
✓ *one box only.*

- 1 Husband or wife
2 Partner
3 Son or daughter
10 Other related, write in RELATIONSHIP

- 11 Unrelated (including foster child)

A4 What is this person's date of birth?

Day	Month	Year
<input type="text"/>	<input type="text"/>	<input type="text"/>

A5 What is this person's current marital status?
Answer if aged 15 years or over.
✓ *one box only.*

- 1 Single (never Married)
2 Married (including Re-married)
5 Separated (including Deserted)
6 Divorced
7 Widowed

A6 How long altogether is this person away for?

- 1 Less than 3 months
2 3 months or more

A7 Was this person in the Republic of Ireland on Sunday 23 April?

- 1 Yes
2 No

A8 Is this person a student away at school or college?

- 1 Yes
2 No

If there are more than 6 persons temporarily absent from the household on the night of Sunday 23 April, please ask your Enumerator for guidance.

Please sign the declaration on the back page.



Declaration to be signed by the householder after completing the Census form

Before you sign the declaration please check:

- That you have completed the questions about your accommodation on page 2.
- That in List 1 on page 3, you have accounted for all persons (including visitors) who spent the night of Sunday 23 April in the household (if there are more than 6 persons present, please complete the relevant number of Individual Forms).
- That you have answered all questions which should have been answered for each person who spent the night of Sunday 23 April in the household (pages 4-21).
- That in List 2 on page 3, you have accounted for all household members who were temporarily away from the household on the night of Sunday 23 April (if there are more than 6 absent persons, please ask your Enumerator for guidance).
- That you have answered all questions on pages 22-23 for all household members temporarily away from the household on the night of Sunday 23 April.
- That no person has been double counted on the form.

Declaration to be completed by the person responsible for completing the form

I declare that this form is correct and complete to the best of my knowledge and belief.

Signature

You have now completed the Census form.

Thank you for your co-operation.


Example - Question 3 - Household members and their Relationships within the Household

For a household consisting of up to 5 persons, all persons after Person 1 in the household, are required to give their relationship to the persons previously listed. For households consisting of 6 or more persons, Persons 5 and higher are required to give their relationship to Persons 1-4 only.

The example below shows how to complete the relationship question for a household consisting of: Helen Murphy, her husband Thomas, their daughter Catherine and grandchild Aoife (Catherine's daughter).

Relationship question does not apply to Person 1

HELEN MURPHY



Name of Person 2

THOMAS MURPHY

✓ one box only.

Relationship of PERSON 2 to	Person 1
Husband or wife	1 <input checked="" type="checkbox"/>
Partner	2 <input type="checkbox"/>
Son or daughter	3 <input type="checkbox"/>
Step-child	4 <input type="checkbox"/>
Brother or sister	5 <input type="checkbox"/>
Mother or father	6 <input type="checkbox"/>
Step-mother/-father	7 <input type="checkbox"/>
Son-/daughter-in-law	8 <input type="checkbox"/>
Grandchild	9 <input type="checkbox"/>
Other related	10 <input type="checkbox"/>
Unrelated (including foster child)	11 <input type="checkbox"/>

Name of Person 3

CATHERINE MURPHY

✓ one box only for each person.

Relationship of PERSON 3 to	Persons 1	2
Husband or wife	1 <input type="checkbox"/>	<input type="checkbox"/>
Partner	2 <input type="checkbox"/>	<input type="checkbox"/>
Son or daughter	3 <input checked="" type="checkbox"/>	<input checked="" type="checkbox"/>
Step-child	4 <input type="checkbox"/>	<input type="checkbox"/>
Brother or sister	5 <input type="checkbox"/>	<input type="checkbox"/>
Mother or father	6 <input type="checkbox"/>	<input type="checkbox"/>
Step-mother/-father	7 <input type="checkbox"/>	<input type="checkbox"/>
Son-/daughter-in-law	8 <input type="checkbox"/>	<input type="checkbox"/>
Grandchild	9 <input type="checkbox"/>	<input type="checkbox"/>
Other related	10 <input type="checkbox"/>	<input type="checkbox"/>
Unrelated (including foster child)	11 <input type="checkbox"/>	<input type="checkbox"/>

Name of Person 4

AOIFE MURPHY

✓ one box only for each person.

Relationship of PERSON 4 to	Persons 1	2	3
Husband or wife	1 <input type="checkbox"/>	<input type="checkbox"/>	<input type="checkbox"/>
Partner	2 <input type="checkbox"/>	<input type="checkbox"/>	<input type="checkbox"/>
Son or daughter	3 <input type="checkbox"/>	<input type="checkbox"/>	<input checked="" type="checkbox"/>
Step-child	4 <input type="checkbox"/>	<input type="checkbox"/>	<input type="checkbox"/>
Brother or sister	5 <input type="checkbox"/>	<input type="checkbox"/>	<input type="checkbox"/>
Mother or father	6 <input type="checkbox"/>	<input type="checkbox"/>	<input type="checkbox"/>
Step-mother/-father	7 <input type="checkbox"/>	<input type="checkbox"/>	<input type="checkbox"/>
Son-/daughter-in-law	8 <input type="checkbox"/>	<input type="checkbox"/>	<input type="checkbox"/>
Grandchild	9 <input checked="" type="checkbox"/>	<input checked="" type="checkbox"/>	<input type="checkbox"/>
Other related	10 <input type="checkbox"/>	<input type="checkbox"/>	<input type="checkbox"/>
Unrelated (including foster child)	11 <input type="checkbox"/>	<input type="checkbox"/>	<input type="checkbox"/>



Appendix 3

Supporting tables

The following tables provide more detailed information on the ten profiled nationalities in Part II of this report, covering age, place of residence, marital status, principal economic status, industrial group, educational attainments and religion.

Table A1 Persons, males and females by age group for selected nationalities

Sex and age group	Nationalities									
	UK	Poland	Lithuania	Nigeria	Latvia	US	China	Germany	Philippines	France
Persons										
0 - 4 years	2,528	2,261	1,006	809	506	926	136	227	294	186
5 - 9 "	5,773	1,581	1,014	2,057	387	1,365	138	291	737	204
10 - 14 "	7,350	948	758	1,285	345	1,244	138	303	541	198
15 - 19 "	6,506	1,458	1,150	821	658	836	355	412	207	256
20 - 24 "	4,916	16,207	5,578	805	3,032	779	4,160	1,049	133	1,860
25 - 29 "	7,110	20,788	5,819	1,580	2,985	883	3,709	1,699	1104	2,302
30 - 34 "	10,278	8,826	3,437	3,466	1,923	953	1,068	1,418	2428	1,662
35 - 39 "	13,814	4,113	2,127	3,459	1,231	1,260	601	1,294	2038	966
40 - 44 "	13,061	2,737	1,604	1,424	967	1,156	367	985	911	525
45 - 49 "	9,519	2,342	1,230	410	711	823	220	698	704	326
50 - 54 "	7,468	1,296	553	93	359	533	105	511	280	218
55 - 59 "	7,600	471	206	41	141	454	61	435	108	160
60 - 64 "	5,864	104	75	20	34	335	29	332	39	70
65 - 69 "	4,131	31	19	10	9	286	29	300	13	44
70 - 74 "	2,690	29	8	8	9	238	14	125	3	24
75 - 79 "	1,819	26	4	5	7	218	15	104	-	16
80 - 84 "	1,205	23	18	3	6	103	7	67	2	13
85 years and over	916	35	22	4	9	83	9	39	6	16
Total	112,548	63,276	24,628	16,300	13,319	12,475	11,161	10,289	9,548	9,046
Males										
0 - 4 years	1,295	1,189	503	398	244	463	57	104	158	79
5 - 9 "	2,920	807	524	1,060	201	718	57	136	382	113
10 - 14 "	3,744	488	403	593	164	599	61	183	263	109
15 - 19 "	3,205	672	615	344	334	407	192	173	108	109
20 - 24 "	2,210	8,854	3,031	307	1,608	258	2,235	345	46	836
25 - 29 "	3,290	12,966	3,341	357	1,745	319	2,041	669	368	1,180
30 - 34 "	5,273	6,442	2,035	1,155	1,149	427	569	639	916	876
35 - 39 "	7,061	3,272	1,289	1,825	667	537	326	656	841	516
40 - 44 "	6,705	2,196	915	917	519	476	210	435	427	275
45 - 49 "	4,804	1,862	659	314	309	357	125	361	239	152
50 - 54 "	3,817	1,024	278	64	136	224	64	261	105	108
55 - 59 "	3,877	349	96	19	57	188	33	221	46	59
60 - 64 "	2,900	71	41	11	16	142	13	189	23	28
65 - 69 "	2,080	16	3	.	2	147	17	148	6	25
70 - 74 "	1,360	16	2	1	5	120	7	61	1	9
75 - 79 "	843	18	1	2	4	102	5	53	-	7
80 - 84 "	522	21	13	1	3	52	1	25	2	4
85 years and over	304	25	15	3	7	36	5	17	2	8
Total	56,210	40,288	13,764	7,371	7,170	5,572	6,018	4,676	3,933	4,493
Females										
0 - 4 years	1,233	1,072	503	411	262	463	79	123	136	107
5 - 9 "	2,853	774	490	997	186	647	81	155	355	91
10 - 14 "	3,606	460	355	692	181	645	77	120	278	89
15 - 19 "	3,301	786	535	477	324	429	163	239	99	147
20 - 24 "	2,706	7,353	2,547	498	1,424	521	1,925	704	87	1,024
25 - 29 "	3,820	7,822	2,478	1,223	1,240	564	1,668	1,030	736	1,122
30 - 34 "	5,005	2,384	1,402	2,311	774	526	499	779	1512	786
35 - 39 "	6,753	841	838	1,634	564	723	275	638	1197	450
40 - 44 "	6,356	541	689	507	448	680	157	550	484	250
45 - 49 "	4,715	480	571	96	402	466	95	337	465	174
50 - 54 "	3,651	272	275	29	223	309	41	250	175	110
55 - 59 "	3,723	122	110	22	84	266	28	214	62	101
60 - 64 "	2,964	33	34	9	18	193	16	143	16	42
65 - 69 "	2,051	15	16	10	7	139	12	152	7	19
70 - 74 "	1,330	13	6	7	4	118	7	64	2	15
75 - 79 "	976	8	3	3	3	116	10	51	-	9
80 - 84 "	683	2	5	2	3	51	6	42	-	9
85 years and over	612	10	7	1	2	47	4	22	4	8
Total	56,338	22,988	10,864	8,929	6,149	6,903	5,143	5,613	5,615	4,553

Table A2 Persons, males and females (enumerated at home) in cities, towns and rural areas for selected nationalities

City or Town population	Nationalities									
	UK	Poland	Lithuania	Nigeria	Latvia	US	China	Germany	Philippines	France
Persons										
Greater Dublin Area	17,301	17,823	6,520	6,372	2,472	3,220	7,332	3,235	5,498	4,314
Other Cities	6,740	9,931	1,950	2,032	1,547	1,221	935	1,059	679	1,241
Cork City	2,897	4,154	784	638	289	575	350	508	391	684
Limerick City	1,271	2,591	453	364	646	189	298	159	144	159
Galway City	1,536	2,473	524	701	469	374	192	332	80	328
Waterford City	1,036	713	189	329	143	83	95	60	64	70
Towns 10,000 population and over	14,838	14,548	6,046	5,117	3,545	1,626	1,556	1,284	1,704	1,249
Towns 5,000 - 9,999 population	7,365	6,933	3,607	1,250	2,251	589	356	374	414	347
Towns 3,000 - 4,999 population	3,372	2,994	1,449	294	811	339	122	262	205	158
Towns 1,500 - 2,999 population	3,934	2,764	1,373	246	683	353	125	199	183	153
Aggregate Town Area	53,550	54,993	20,945	15,311	11,309	7,348	10,426	6,413	8,683	7,462
Aggregate Rural Area	57,029	7,681	3,489	663	1,874	4,911	541	3,673	644	1,455
State	110,579	62,674	24,434	15,974	13,183	12,259	10,967	10,086	9,327	8,917
Percent										
Greater Dublin Area	15.6	28.4	26.7	39.9	18.8	26.3	66.9	32.1	58.9	48.4
Other Cities	6.1	15.8	8.0	12.7	11.7	10.0	8.5	10.5	7.3	13.9
Cork City	2.6	6.6	3.2	4.0	2.2	4.7	3.2	5.0	4.2	7.7
Limerick City	1.1	4.1	1.9	2.3	4.9	1.5	2.7	1.6	1.5	1.8
Galway City	1.4	3.9	2.1	4.4	3.6	3.1	1.8	3.3	0.9	3.7
Waterford City	0.9	1.1	0.8	2.1	1.1	0.7	0.9	0.6	0.7	0.8
Towns 10,000 population and over	13.4	23.2	24.7	32.0	26.9	13.3	14.2	12.7	18.3	14.0
Towns 5,000 - 9,999 population	6.7	11.1	14.8	7.8	17.1	4.8	3.2	3.7	4.4	3.9
Towns 3,000 - 4,999 population	3.0	4.8	5.9	1.8	6.2	2.8	1.1	2.6	2.2	1.8
Towns 1,500 - 2,999 population	3.6	4.4	5.6	1.5	5.2	2.9	1.1	2.0	2.0	1.7
Aggregate Town Area	48.4	87.7	85.7	95.8	85.8	59.9	95.1	63.6	93.1	83.7
Aggregate Rural Area	51.6	12.3	14.3	4.2	14.2	40.1	4.9	36.4	6.9	16.3
State	100.0	100.0	100.0	99.8	100.0	100.0	100.0	100.0	100.0	100.0

Table A3 Persons, males and females, aged 15 years and over, by marital status for selected nationalities

Marital Status	Nationalities									
	UK	Poland	Lithuania	Nigeria	Latvia	US	China	Germany	Philippines	France
Persons										
Single (never married)	32,091	34,726	10,755	2,756	6,523	3,280	7,461	5,205	2,084	5,986
Married (first marriage)	43,044	20,869	8,222	8,273	3,625	4,071	2,958	2,881	5,443	1,978
Re-Married (following Widowhood)	714	69	60	44	44	70	11	40	43	12
Re-Married (following Divorce)	6,666	468	462	108	328	513	60	316	47	89
Separated (including Deserted)	4,046	418	332	779	268	291	99	264	240	149
Divorced	6,069	1,688	1,747	79	1,109	365	97	517	30	188
Widowed	4,267	248	272	110	184	350	63	245	89	56
Total	96,897	58,486	21,850	12,149	12,081	8,940	10,749	9,468	7,976	8,458
Males										
Single (never married)	16,751	21,517	6,461	1,054	3,787	1,489	4,253	2,267	550	3,039
Married (first marriage)	21,390	14,498	4,675	3,969	2,050	1,689	1,452	1,389	2,486	920
Re-Married (following Widowhood)	383	44	31	33	19	37	6	23	14	4
Re-Married (following Divorce)	3,882	315	251	59	160	234	27	170	15	57
Separated (including Deserted)	1,707	236	144	152	107	135	49	112	52	63
Divorced	3,078	1,096	724	39	413	117	34	229	2	91
Widowed	1,060	98	48	14	25	91	22	63	11	18
Total	48,251	37,804	12,334	5,320	6,561	3,792	5,843	4,253	3,130	4,192
Females										
Single (never married)	15,340	13,209	4,294	1,702	2,736	1,791	3,208	2,938	1,534	2,947
Married (first marriage)	21,654	6,371	3,547	4,304	1,575	2,382	1,506	1,492	2,957	1,058
Re-Married (following Widowhood)	331	25	29	11	25	33	5	17	29	8
Re-Married (following Divorce)	2,784	153	211	49	168	279	33	146	32	32
Separated (including Deserted)	2,339	182	188	627	161	156	50	152	188	86
Divorced	2,991	592	1,023	40	696	248	63	288	28	97
Widowed	3,207	150	224	96	159	259	41	182	78	38
Total	48,646	20,682	9,516	6,829	5,520	5,148	4,906	5,215	4,846	4,266

Table A4 Persons, males and females, aged 15 years and over, by principal economic status for selected nationalities

Principal Economic Status	Nationalities									
	UK	Poland	Lithuania	Nigeria	Latvia	US	China	Germany	Philippines	France
Persons										
Working for payment or profit	54,895	49,764	17,948	4,682	10,062	4,594	4,705	6,483	6,807	6,575
Looking for first regular job	597	2,932	798	1,337	433	51	294	74	100	110
Unemployed	5,874	2,380	1,166	2,469	610	353	434	333	402	334
Student or pupil	6,683	966	713	1,890	316	1,515	4,616	860	209	872
Looking after home/family	12,612	2,106	1,056	1,338	575	1,250	555	849	377	423
Retired	11,633	125	49	26	20	928	68	663	15	85
Unable to work (permanently sick or disabled)	4,222	127	81	77	42	158	41	146	12	38
Other	381	86	39	330	23	91	36	60	54	21
Total	96,897	58,486	21,850	12,149	12,081	8,940	10,749	9,468	7,976	8,458
Males										
Working for payment or profit	32,275	34,319	10,936	2,645	5,912	2,306	2,827	3,148	2,576	3,478
Looking for first regular job	328	1,482	390	554	214	26	169	32	67	66
Unemployed	3,528	1,289	560	1,175	242	163	222	185	241	184
Student or pupil	2,980	443	330	715	128	630	2,501	351	107	368
Looking after home/family	734	92	55	75	31	64	45	57	97	30
Retired	6,045	64	14	6	7	489	39	372	5	39
Unable to work (permanently sick or disabled)	2,185	76	34	35	23	72	21	80	3	18
Other	176	39	15	115	4	42	19	28	34	9
Total	48,251	37,804	12,334	5,320	6,561	3,792	5,843	4,253	3,130	4,192
Females										
Working for payment or profit	22,620	15,445	7,012	2,037	4,150	2,288	1,878	3,335	4,231	3,097
Looking for first regular job	269	1,450	408	783	219	25	125	42	33	44
Unemployed	2,346	1,091	606	1,294	368	190	212	148	161	150
Student or pupil	3,703	523	383	1,175	188	885	2,115	509	102	504
Looking after home/family	11,878	2,014	1,001	1,263	544	1,186	510	792	280	393
Retired	5,588	61	35	20	13	439	29	291	10	46
Unable to work (permanently sick or disabled)	2,037	51	47	42	19	86	20	66	9	20
Other	205	47	24	215	19	49	17	32	20	12
Total	48,646	20,682	9,516	6,829	5,520	5,148	4,906	5,215	4,846	4,266

Table A5 Persons, males and females at work by industry for selected nationalities

Industrial Group	Nationalities									
	UK	Poland	Lithuania	Nigeria	Latvia	US	China	Germany	Philippines	France
Males										
Agriculture, Forestry and Fishing	757	1,066	462	2	444	48	18	99	6	48
Mining, Quarrying and Turf Production	205	171	86	2	40	10	2	4	20	1
Manufacturing industries	5,166	7,928	2,240	343	1,249	319	92	558	430	629
Electricity, gas and water supply	193	83	10	3	9	14	3	17	5	11
Construction	5,578	9,836	3,478	80	1,755	227	119	296	114	92
Wholesale and Retail Trade	4,039	4,454	1,438	292	751	155	350	208	219	282
Hotels And Restaurants	1,463	2,975	461	65	258	113	1,408	221	286	623
Transport, storage and communications	2,232	1,417	423	268	206	101	43	172	49	203
Financial Intermediation	1,304	155	15	79	7	125	10	145	9	181
Business Services	4,199	2,564	585	529	359	319	171	766	285	837
Public Administration	657	32	15	20	12	41	9	19	7	18
Education	1,391	72	11	28	5	147	50	171	10	115
Health And Social Work	1,347	223	40	452	31	110	24	113	935	44
Other services	1,520	628	192	65	132	180	66	93	71	108
Not stated	2,224	2,715	1,480	417	654	397	462	266	130	286
Total	32,275	34,319	10,936	2,645	5,912	2,306	2,827	3,148	2,576	3,478
Females										
Agriculture, Forestry and Fishing	315	169	406	-	447	21	10	63	8	32
Mining, Quarrying and Turf Production	14	4	3	1	2	1	-	-	-	1
Manufacturing industries	1,907	2,167	1,106	141	628	209	83	364	103	386
Electricity, gas and water supply	24	12	6	-	3	4	1	3	-	7
Construction	395	286	114	3	49	25	4	45	12	23
Wholesale and Retail Trade	3,817	3,207	1,480	335	870	246	330	299	124	244
Hotels And Restaurants	1,728	4,339	1,672	67	923	141	752	265	307	306
Transport, storage and communications	678	347	98	39	77	61	29	225	11	258
Financial Intermediation	1,078	313	42	92	21	113	39	204	14	164
Business Services	2,375	1,768	645	203	447	309	140	768	129	740
Public Administration	532	34	7	24	9	66	9	35	25	37
Education	2,015	191	71	44	28	261	48	247	24	390
Health And Social Work	4,715	894	315	695	141	401	77	400	3,073	136
Other services	1,674	722	352	74	131	176	82	179	223	144
Not stated	1,353	992	695	319	374	254	274	238	178	229
Total	22,620	15,445	7,012	2,037	4,150	2,288	1,878	3,335	4,231	3,097

Table A6 Persons, males and females, whose education has ceased, by level of education for selected nationalities

Level of Education	Nationalities									
	UK	Poland	Lithuania	Nigeria	Latvia	US	China	Germany	Philippines	France
Persons										
Primary Education	6,763	1,561	898	264	588	313	475	217	73	58
Lower Secondary	22,812	4,744	1,467	601	805	372	578	381	187	195
Leaving Cert.	14,833	6,553	3,480	949	2,055	1,079	773	920	295	639
Technical Vocational (and Leaving Cert).	8,586	20,072	3,120	543	2,775	369	408	1,072	378	618
Non-degree	10,526	1,671	598	959	459	818	536	777	410	769
Primary degree, or equivalent	13,406	4,556	1,320	1,735	716	2,120	766	1,543	3,336	1,694
Post-graduate certificate or diploma	2,593	1,056	524	312	131	210	155	609	267	641
Post-graduate qualification	3,794	6,048	184	289	64	1,105	171	1,040	107	1,538
Not stated	3,887	2,753	1,496	926	740	592	544	440	427	346
Total	87,200	49,014	13,087	6,578	8,333	6,978	4,406	6,999	5,480	6,498
Males										
Primary Education	3,313	1,204	587	81	379	160	283	119	30	31
Lower Secondary	10,777	3,599	923	235	465	196	339	166	75	122
Leaving Cert.	6,598	4,012	1,950	410	1,058	417	422	345	108	293
Technical Vocational (and Leaving Cert).	5,424	15,094	1,984	246	1,655	187	244	567	236	397
Non-degree	5,020	930	276	411	194	298	270	266	191	387
Primary degree, or equivalent	7,213	2,376	607	898	274	798	371	647	1,151	797
Post-graduate certificate or diploma	1,067	536	212	155	51	71	68	267	92	309
Post-graduate qualification	2,457	2,656	76	172	16	504	92	499	40	769
Not stated	1,972	1,926	876	362	398	346	319	255	194	189
Total	43,841	32,333	7,491	2,970	4,490	2,977	2,408	3,131	2,117	3,294
Females										
Primary Education	3,450	357	311	183	209	153	192	98	43	27
Lower Secondary	12,035	1,145	544	366	340	176	239	215	112	73
Leaving Cert.	8,235	2,541	1,530	539	997	662	351	575	187	346
Technical Vocational (and Leaving Cert).	3,162	4,978	1,136	297	1,120	182	164	505	142	221
Non-degree	5,506	741	322	548	265	520	266	511	219	382
Primary degree, or equivalent	6,193	2,180	713	837	442	1,322	395	896	2,185	897
Post-graduate certificate or diploma	1,526	520	312	157	80	139	87	342	175	332
Post-graduate qualification	1,337	3,392	108	117	48	601	79	541	67	769
Not stated	1,915	827	620	564	342	246	225	185	233	157
Total	43,359	16,681	5,596	3,608	3,843	4,001	1,998	3,868	3,363	3,204

Table A7 Persons by religion for selected nationalities

Religion	Nationalities									
	UK	Poland	Lithuania	Nigeria	Latvia	US	China	Germany	Philippines	France
Roman Catholic	54,214	57,715	20,297	3,995	4,777	7,716	544	3,029	8,057	4,678
Church of Ireland	21,956	258	547	1,237	90	324	226	374	34	42
Other Christian religions	1,667	174	361	2,757	217	427	202	155	634	61
Presbyterian	3,621	30	41	718	130	216	57	209	21	24
Methodist	2,053	23	26	806	28	227	55	48	134	5
Muslim (Islamic)	620	91	45	1,990	46	69	53	94	69	240
Apostolic or Pentecostal	118	27	12	2,886	17	49	-	30	57	6
Orthodox	117	62	787	2	1,808	34	-	31	3	31
Lutheran	23	19	23	1	1,443	136	1	972	-	5
Jehovahs Witness	1,253	184	31	108	10	33	6	61	74	54
Protestant	555	78	31	167	44	43	5	782	43	35
Buddist	379	68	9		4	49	673	48	3	42
Evangelical	247	37	28	280	6	147	10	270	47	16
Baptist	311	36	18	217	35	249	3	16	121	6
Jewish	265	17	6	-	-	107	2	18	1	32
Pantheist	261	17	11	8	6	45	4	23	-	6
Other	1,310	195	197	253	423	307	267	117	115	88
No religion	21,851	2,961	1,304	119	3,516	1,644	8,399	3,687	23	3,345
Not stated	1,727	1,284	855	756	719	653	660	325	112	330
Total	112,548	63,276	24,629	16,300	13,319	12,475	11,167	10,289	9,548	9,046

Appendix 4

Acknowledgements

The Central Statistics Office would like to thank the following individuals and organisations for the use of the photographs in this report

UK	Patrick and Eoin Fisher
Poland	Mr. Aro Szwonka/Polski Express
Lithuania	Andrei Drunov
Nigeria	Reginald Inya
Latvia	Latvian Community
USA	Kevin Smithwick
China	Ms. Yeni Tang and Ms. Sifan Chan
Germany	Mr. Matthias Ewart and Mr. Jochen Zaiss
Philippines	Filipino Cultural Committee Ireland

All maps of Ireland are © Ordnance Survey Ireland. All rights reserved. License number 01/05/001