



## Central Statistics Office

An Phríomh-Oifig Staidrimh

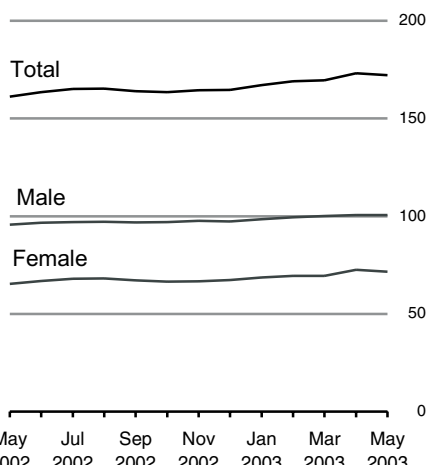
10 June 2003

# Live Register Analysis May 2003

### Live Register

Seasonally Adjusted

'000



|                 | Live Register<br>Total | Seasonally<br>Adjusted |
|-----------------|------------------------|------------------------|
| May 2002        | 154,944                | 161,100                |
| April 2003      | 170,940                | 173,100                |
| May 2003        | 166,105                | 172,200                |
| Change in month | - 4,835                | - 900                  |
| Change in year  | + 11,161               | + 11,100               |

## Live Register falls by over 4,800 in May

The Live Register decreased by 4,835 (-2.8%) persons in May to 166,105. This compares to a fall of 1,293 (-0.8%) for May of last year. When seasonal factors are taken into account the seasonally adjusted total fell from 173,100 in April to 172,200 this month, a decrease of 900. *See table 2a and graph opposite.*

In the year to May 2003 there was an increase of 11,161 (+7.2%). This compares to an annual increase of 14,703 (+9.4%) recorded in the year to April 2003.

Other features include:

- ◆ The monthly decrease of 4,835 comprised decreases of 2,768 females and 2,067 males. *See table 1a.*
- ◆ The monthly decrease in the Seasonally Adjusted series of 900 was comprised of a decrease of 1,000 females and an increase of 100 males. *See table 2a.*
- ◆ The standardised unemployment rate in May was 4.6%. This compares with 4.2% in April 2002, based on the Quarterly National Household Survey. *See table 3 and background notes.*
- ◆ In the month the estimated number of casual and part-time workers on the Live Register was 8,963 males and 13,028 females. *See background notes.*

**The Live Register is not designed to measure unemployment.** It includes part-time workers (those who work up to three days a week), seasonal and casual workers entitled to Unemployment Assistance or Benefit. Unemployment is measured by the Quarterly National Household Survey and the latest figure, for December-February 2003, is 84,900 persons unemployed.

*For more information contact Michael Quinlan at 021-4535301, Noel Ryan at 021-4535491 or Kieran O'Shea at 021-4535488.*

Published by the Central Statistics Office, Ireland.

Ardee Road  
Dublin 6  
Ireland

Skehard Road  
Cork  
Ireland

LoCall: 1890 313 414

Tel: +353-1 498 4000  
Fax: +353-1 498 4229

Tel: +353-21 453 5000  
Fax: +353-21 453 5492

Both offices may be contacted through any of these telephone numbers.

CSO on the Web: <http://www.cso.ie>

Director General: Donal Garvey

Enquiries:

|                          |  |
|--------------------------|--|
| Live Register Statistics | Live Register Section, ext 5491                            |
| Queries and Sales        | Email <a href="mailto:labour@cso.ie">labour@cso.ie</a>     |
|                          | Information Section, ext 5032                              |
|                          | <a href="mailto:information@cso.ie">information@cso.ie</a> |

© Central Statistics Office

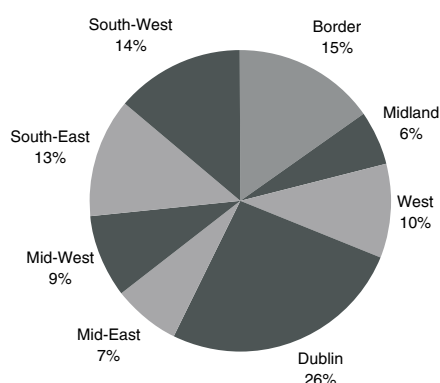
The contents of this release may be quoted provided the source is given clearly and accurately. Reproduction for own or internal use is permitted.

Ref 113/2003

ISSN 1649-2544

|                                 | May<br>2003    | Monthly<br>Change | Annual<br>Change |
|---------------------------------|----------------|-------------------|------------------|
| <b>Border, Midland and West</b> | <b>51,906</b>  | <b>- 823</b>      | <b>+ 776</b>     |
| Border                          | 25,318         | - 678             | - 200            |
| Midland                         | 9,803          | - 44              | + 397            |
| West                            | 16,785         | - 101             | + 579            |
| <b>Eastern and Southern</b>     | <b>114,199</b> | <b>- 4,012</b>    | <b>+ 10,385</b>  |
| Dublin                          | 43,283         | - 1,089           | + 4,724          |
| Mid-East                        | 12,002         | - 470             | + 1,142          |
| Mid-West                        | 14,610         | - 866             | + 1,586          |
| South-East                      | 21,175         | - 497             | + 1,495          |
| South-West                      | 23,129         | - 1,090           | + 1,438          |
| <b>Total</b>                    | <b>166,105</b> | <b>- 4,835</b>    | <b>+ 11,161</b>  |

**Live Register by Regional Authority**



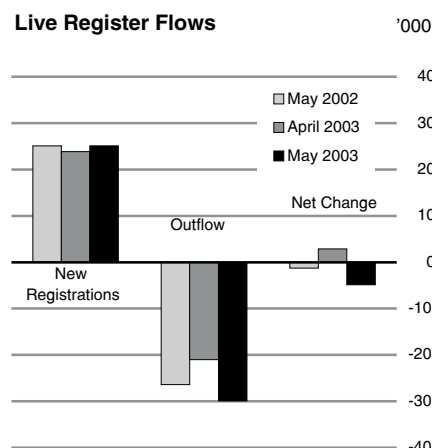
## Monthly decreases in all regions

The monthly decrease of 4,835 persons on the Live Register reflected decreases in all regions. The largest percentage decreases were in the Mid-West (-5.6%) and the South-West (-4.5%). The lowest decreases were in the Midland (-0.4%) and West (-0.6%) regions.

Other area features in the month include:

- ◆ The number of males fell in seven of the eight regions. The largest decreases were in the Mid-West (-5.0%) and South-West (-3.3%). The lowest decrease was in the West (-0.7%) while there was an increase in the Midland (+0.3%) region.
- ◆ The number of females fell in all regions. The largest decreases were in the Mid-West (-6.4%) and the South-West (-6.3%) while the lowest decreases were in the West (-0.4%) and Midland (-1.4%) regions.
- ◆ There were monthly decreases in most counties. The largest decreases were in Kerry (-8.6%) and Clare (-6.9%) while the largest increases were in Offaly (+3.4%) and Galway (+0.8%). *See tables 4 & 6.*

**Live Register Flows**



|                | New<br>Registrations | Outflow<br>(derived) | Net<br>Change  |
|----------------|----------------------|----------------------|----------------|
| <b>Males</b>   | 13,804               | 15,871               | - 2,067        |
| <b>Females</b> | 11,285               | 14,053               | - 2,768        |
| <b>Total</b>   | <b>25,089</b>        | <b>29,924</b>        | <b>- 4,835</b> |

## Outflows exceed new registrations

A total of 25,089 persons joined the Live Register in May 2003. With 29,924 persons leaving the Register there is a net decrease of 4,835 persons in the month.

Other features of the flows on and off the Register include:

- ◆ The average weekly decrease of 967 in the Live Register was comprised of 554 females and 413 males. *See tables 8 & 9.*
- ◆ In the month there were weekly averages of 5,018 new claimants joining the Register and 5,985 persons leaving. *See table 8.*

**Table 1a Total persons on the Live Register**

| Category           | May<br>2002    | April<br>2003  | May<br>2003    | Monthly<br>change | Annual<br>change |
|--------------------|----------------|----------------|----------------|-------------------|------------------|
| <b>Males</b>       |                |                |                |                   |                  |
| UB Claims          | 35,936         | 39,493         | 37,472         | - 2,021           | + 1,536          |
| UA Applications    | 54,898         | 58,076         | 58,125         | + 49              | + 3,227          |
| Other Registrants  | 2,522          | 2,759          | 2,664          | - 95              | + 142            |
| <b>Total</b>       | <b>93,356</b>  | <b>100,328</b> | <b>98,261</b>  | <b>- 2,067</b>    | <b>+ 4,905</b>   |
| <b>Females</b>     |                |                |                |                   |                  |
| UB Claims          | 33,159         | 40,375         | 37,597         | - 2,778           | + 4,438          |
| UA Applications    | 20,197         | 21,454         | 21,602         | + 148             | + 1,405          |
| Other Registrants  | 8,232          | 8,783          | 8,645          | - 138             | + 413            |
| <b>Total</b>       | <b>61,588</b>  | <b>70,612</b>  | <b>67,844</b>  | <b>- 2,768</b>    | <b>+ 6,256</b>   |
| <b>All Persons</b> |                |                |                |                   |                  |
| UB Claims          | 69,095         | 79,868         | 75,069         | - 4,799           | + 5,974          |
| UA Applications    | 75,095         | 79,530         | 79,727         | + 197             | + 4,632          |
| Other Registrants  | 10,754         | 11,542         | 11,309         | - 233             | + 555            |
| <b>Total</b>       | <b>154,944</b> | <b>170,940</b> | <b>166,105</b> | <b>- 4,835</b>    | <b>+ 11,161</b>  |

**Table 1b Persons under 25 years of age on the Live Register**

| Category           | May<br>2002   | April<br>2003 | May<br>2003   | Monthly<br>change | Annual<br>change |
|--------------------|---------------|---------------|---------------|-------------------|------------------|
| <b>Males</b>       |               |               |               |                   |                  |
| UB Claims          | 6,591         | 7,222         | 6,862         | - 360             | + 271            |
| UA Applications    | 10,617        | 11,416        | 11,469        | + 53              | + 852            |
| Other Registrants  | 50            | 54            | 45            | - 9               | - 5              |
| <b>Total</b>       | <b>17,258</b> | <b>18,692</b> | <b>18,376</b> | <b>- 316</b>      | <b>+ 1,118</b>   |
| <b>Females</b>     |               |               |               |                   |                  |
| UB Claims          | 4,562         | 5,451         | 5,365         | - 86              | + 803            |
| UA Applications    | 7,149         | 7,792         | 7,838         | + 46              | + 689            |
| Other Registrants  | 107           | 110           | 98            | - 12              | - 9              |
| <b>Total</b>       | <b>11,818</b> | <b>13,353</b> | <b>13,301</b> | <b>- 52</b>       | <b>+ 1,483</b>   |
| <b>All Persons</b> |               |               |               |                   |                  |
| UB Claims          | 11,153        | 12,673        | 12,227        | - 446             | + 1,074          |
| UA Applications    | 17,766        | 19,208        | 19,307        | + 99              | + 1,541          |
| Other Registrants  | 157           | 164           | 143           | - 21              | - 14             |
| <b>Total</b>       | <b>29,076</b> | <b>32,045</b> | <b>31,677</b> | <b>- 368</b>      | <b>+ 2,601</b>   |

**Table 1c Persons 25 years of age and over on the Live Register**

| Category           | May<br>2002    | April<br>2003  | May<br>2003    | Monthly<br>change | Annual<br>change |
|--------------------|----------------|----------------|----------------|-------------------|------------------|
| <b>Males</b>       |                |                |                |                   |                  |
| UB Claims          | 29,345         | 32,271         | 30,610         | - 1,661           | + 1,265          |
| UA Applications    | 44,281         | 46,660         | 46,656         | - 4               | + 2,375          |
| Other Registrants  | 2,472          | 2,705          | 2,619          | - 86              | + 147            |
| <b>Total</b>       | <b>76,098</b>  | <b>81,636</b>  | <b>79,885</b>  | <b>- 1,751</b>    | <b>+ 3,787</b>   |
| <b>Females</b>     |                |                |                |                   |                  |
| UB Claims          | 28,597         | 34,924         | 32,232         | - 2,692           | + 3,635          |
| UA Applications    | 13,048         | 13,662         | 13,764         | + 102             | + 716            |
| Other Registrants  | 8,125          | 8,673          | 8,547          | - 126             | + 422            |
| <b>Total</b>       | <b>49,770</b>  | <b>57,259</b>  | <b>54,543</b>  | <b>- 2,716</b>    | <b>+ 4,773</b>   |
| <b>All Persons</b> |                |                |                |                   |                  |
| UB Claims          | 57,942         | 67,195         | 62,842         | - 4,353           | + 4,900          |
| UA Applications    | 57,329         | 60,322         | 60,420         | + 98              | + 3,091          |
| Other Registrants  | 10,597         | 11,378         | 11,166         | - 212             | + 569            |
| <b>Total</b>       | <b>125,868</b> | <b>138,895</b> | <b>134,428</b> | <b>- 4,467</b>    | <b>+ 8,560</b>   |

**Table 2a Total persons on the Live Register - Unadjusted and Seasonally Adjusted**

|      | Month     | Unadjusted Series |         |         | Seasonally Adjusted Series <sup>1</sup> |                     |                      |
|------|-----------|-------------------|---------|---------|---|---------------------|----------------------|
|      |           | Males             | Females | Total   | Males                                   | Females             | Total                |
| 2001 | May       | 78,700            | 55,000  | 133,700 | 81,100                                  | 58,800              | 139,900              |
|      | June      | 80,400            | 60,500  | 140,900 | 81,300                                  | 58,800              | 140,200              |
|      | July      | 82,600            | 64,500  | 147,100 | 81,500                                  | 58,500              | 140,000              |
|      | August    | 84,300            | 65,200  | 149,400 | 82,600                                  | 58,600              | 141,100              |
|      | September | 82,200            | 58,300  | 140,600 | 83,600                                  | 59,100              | 142,800              |
|      | October   | 83,900            | 57,900  | 141,800 | 87,100                                  | 60,500              | 147,500              |
|      | November  | 88,100            | 59,000  | 147,100 | 90,800                                  | 62,300              | 153,100              |
|      | December  | 91,400            | 61,000  | 152,400 | 91,100 <sup>2</sup>                     | 61,500 <sup>2</sup> | 152,600 <sup>2</sup> |
| 2002 | January   | 96,600            | 63,300  | 160,000 | 92,600                                  | 63,600              | 156,200              |
|      | February  | 98,200            | 64,100  | 162,300 | 95,700                                  | 64,300              | 160,000              |
|      | March     | 97,200            | 65,100  | 162,300 | 96,800                                  | 66,900              | 163,700              |
|      | April     | 94,800            | 61,500  | 156,200 | 95,000                                  | 63,400              | 158,400              |
|      | May       | 93,400            | 61,600  | 154,900 | 95,700                                  | 65,400              | 161,100              |
|      | June      | 95,800            | 68,500  | 164,300 | 96,700                                  | 66,800              | 163,500              |
|      | July      | 98,000            | 74,100  | 172,100 | 97,000                                  | 68,000              | 165,100              |
|      | August    | 98,800            | 74,800  | 173,600 | 97,100                                  | 68,100              | 165,300              |
|      | September | 95,300            | 66,100  | 161,400 | 96,800                                  | 67,100              | 163,900              |
|      | October   | 93,800            | 63,900  | 157,700 | 97,000                                  | 66,500              | 163,500              |
|      | November  | 95,100            | 63,500  | 158,600 | 97,700                                  | 66,700              | 164,400              |
|      | December  | 98,700            | 67,500  | 166,100 | 97,300                                  | 67,300              | 164,700              |
| 2003 | January   | 102,300           | 68,400  | 170,700 | 98,400                                  | 68,600              | 167,000              |
|      | February  | 102,000           | 69,400  | 171,400 | 99,500                                  | 69,500              | 169,000              |
|      | March     | 100,500           | 67,600  | 168,100 | 100,100                                 | 69,400              | 169,500              |
|      | April     | 100,300           | 70,600  | 170,900 | 100,500                                 | 72,600              | 173,100              |
|      | May       | 98,300            | 67,800  | 166,100 | 100,600                                 | 71,600              | 172,200              |

<sup>1</sup> Based on seasonal patterns up to December 2002 (See Background Notes).<sup>2</sup> Based on estimated data for December 2001.**Table 2b Persons under 25 years of age on the Live Register - Unadjusted and Seasonally Adjusted**

|      | Month     | Unadjusted Series |         |        | Seasonally Adjusted Series <sup>1</sup> |                     |                     |
|------|-----------|-------------------|---------|--------|---|---------------------|---------------------|
|      |           | Males             | Females | Total  | Males                                   | Females             | Total               |
| 2001 | May       | 12,800            | 9,500   | 22,300 | 13,600                                  | 10,400              | 24,000              |
|      | June      | 13,700            | 11,000  | 24,700 | 13,600                                  | 10,400              | 24,000              |
|      | July      | 14,600            | 11,800  | 26,500 | 13,800                                  | 10,300              | 24,100              |
|      | August    | 15,100            | 12,100  | 27,200 | 14,100                                  | 10,400              | 24,600              |
|      | September | 14,400            | 11,000  | 25,400 | 14,500                                  | 10,600              | 25,100              |
|      | October   | 14,600            | 10,900  | 25,400 | 15,600                                  | 11,400              | 26,900              |
|      | November  | 15,600            | 11,000  | 26,600 | 16,600                                  | 11,800              | 28,500              |
|      | December  | 16,400            | 11,100  | 27,500 | 16,800 <sup>2</sup>                     | 11,900 <sup>2</sup> | 28,700 <sup>2</sup> |
| 2002 | January   | 18,200            | 12,300  | 30,500 | 17,300                                  | 12,300              | 29,600              |
|      | February  | 18,900            | 12,600  | 31,400 | 18,300                                  | 12,600              | 30,800              |
|      | March     | 18,500            | 12,300  | 30,800 | 18,400                                  | 12,800              | 31,300              |
|      | April     | 17,800            | 11,800  | 29,600 | 18,000                                  | 12,500              | 30,500              |
|      | May       | 17,300            | 11,800  | 29,100 | 18,000                                  | 12,700              | 30,700              |
|      | June      | 18,000            | 13,400  | 31,400 | 18,000                                  | 12,800              | 30,800              |
|      | July      | 19,000            | 14,700  | 33,700 | 18,200                                  | 13,200              | 31,400              |
|      | August    | 19,000            | 15,000  | 34,000 | 18,100                                  | 13,300              | 31,400              |
|      | September | 17,900            | 13,600  | 31,400 | 18,000                                  | 13,200              | 31,200              |
|      | October   | 17,200            | 12,500  | 29,600 | 18,100                                  | 13,000              | 31,100              |
|      | November  | 17,300            | 12,200  | 29,500 | 18,200                                  | 13,000              | 31,200              |
|      | December  | 18,000            | 12,400  | 30,400 | 18,200                                  | 13,100              | 31,200              |
| 2003 | January   | 19,400            | 13,400  | 32,800 | 18,600                                  | 13,400              | 32,000              |
|      | February  | 19,300            | 13,600  | 32,900 | 18,700                                  | 13,600              | 32,300              |
|      | March     | 18,900            | 13,400  | 32,200 | 18,900                                  | 13,900              | 32,700              |
|      | April     | 18,700            | 13,400  | 32,000 | 18,900                                  | 14,100              | 32,900              |
|      | May       | 18,400            | 13,300  | 31,700 | 19,100                                  | 14,200              | 33,300              |

<sup>1</sup> Based on seasonal patterns up to December 2002 (See Background Notes).<sup>2</sup> Based on estimated data for December 2001.

**Table 2c Persons 25 years of age and over on the Live Register - Unadjusted and Seasonally Adjusted**

|      | Month     | Unadjusted Series |         |         | Seasonally Adjusted Series <sup>1</sup> |                     |                      |
|------|-----------|-------------------|---------|---------|---|---------------------|----------------------|
|      |           | Males             | Females | Total   | Males                                   | Females             | Total                |
| 2001 | May       | 65,800            | 45,600  | 111,400 | 67,500                                  | 48,400              | 115,900              |
|      | June      | 66,700            | 49,500  | 116,200 | 67,700                                  | 48,400              | 116,100              |
|      | July      | 67,900            | 52,700  | 120,600 | 67,700                                  | 48,100              | 115,900              |
|      | August    | 69,200            | 53,000  | 122,200 | 68,400                                  | 48,100              | 116,600              |
|      | September | 67,800            | 47,300  | 115,100 | 69,100                                  | 48,500              | 117,600              |
|      | October   | 69,300            | 47,100  | 116,400 | 71,500                                  | 49,100              | 120,600              |
|      | November  | 72,500            | 48,000  | 120,500 | 74,200                                  | 50,400              | 124,600              |
|      | December  | 75,000            | 49,900  | 124,900 | 74,300 <sup>2</sup>                     | 49,600 <sup>2</sup> | 124,000 <sup>2</sup> |
| 2002 | January   | 78,400            | 51,100  | 129,500 | 75,300                                  | 51,300              | 126,600              |
|      | February  | 79,400            | 51,600  | 130,900 | 77,400                                  | 51,700              | 129,200              |
|      | March     | 78,700            | 52,800  | 131,500 | 78,400                                  | 54,000              | 132,400              |
|      | April     | 76,900            | 49,700  | 126,600 | 77,000                                  | 50,900              | 127,900              |
|      | May       | 76,100            | 49,800  | 125,900 | 77,700                                  | 52,600              | 130,400              |
|      | June      | 77,700            | 55,100  | 132,900 | 78,700                                  | 54,000              | 132,700              |
|      | July      | 79,000            | 59,400  | 138,400 | 78,900                                  | 54,800              | 133,700              |
|      | August    | 79,700            | 59,800  | 139,600 | 79,000                                  | 54,900              | 133,900              |
|      | September | 77,400            | 52,600  | 130,000 | 78,800                                  | 53,900              | 132,700              |
|      | October   | 76,700            | 51,400  | 128,100 | 78,900                                  | 53,500              | 132,400              |
|      | November  | 77,800            | 51,300  | 129,100 | 79,400                                  | 53,700              | 133,100              |
|      | December  | 80,700            | 55,100  | 135,800 | 79,200                                  | 54,300              | 133,400              |
| 2003 | January   | 82,900            | 55,000  | 137,900 | 79,800                                  | 55,200              | 135,000              |
|      | February  | 82,700            | 55,700  | 138,400 | 80,800                                  | 55,900              | 136,700              |
|      | March     | 81,600            | 54,200  | 135,800 | 81,200                                  | 55,500              | 136,800              |
|      | April     | 81,600            | 57,300  | 138,900 | 81,700                                  | 58,500              | 140,200              |
|      | May       | 79,900            | 54,500  | 134,400 | 81,500                                  | 57,400              | 138,900              |

<sup>1</sup> Based on seasonal patterns up to December 2002 (See Background Notes).

<sup>2</sup> Based on estimated data for December 2001.

**Table 3 Seasonally Adjusted Standardised Unemployment Rates<sup>1</sup>**

| Month              | 1997 <sup>3</sup> | 1998 | 1999 | 2000 | 2001             | 2002 | 2003 <sup>4</sup> |
|--------------------|-------------------|------|------|------|------------------|------|-------------------|
|                    | %                 | %    | %    | %    | %                | %    | %                 |
| January            | 10.7              | 8.5  | 6.3  | 4.6  | 3.6              | 4.2  | 4.5               |
| February           | 10.6              | 8.2  | 6.1  | 4.5  | 3.6              | 4.3  | 4.5               |
| March              | 10.5              | 8.0  | 5.9  | 4.4  | 3.6              | 4.4  | 4.5               |
| April <sup>2</sup> | 10.3              | 7.8  | 5.7  | 4.3  | 3.7              | 4.2  | 4.6               |
| May                | 10.1              | 7.6  | 5.7  | 4.2  | 3.7              | 4.3  | 4.6               |
| June               | 9.9               | 7.5  | 5.5  | 4.1  | 3.7              | 4.4  |                   |
| July               | 9.7               | 7.3  | 5.4  | 4.0  | 3.7              | 4.4  |                   |
| August             | 9.5               | 7.1  | 5.3  | 4.0  | 3.7              | 4.4  |                   |
| September          | 9.3               | 6.9  | 5.2  | 3.9  | 3.8              | 4.4  |                   |
| October            | 9.1               | 6.8  | 5.0  | 3.8  | 3.9              | 4.4  |                   |
| November           | 8.9               | 6.6  | 4.9  | 3.8  | 4.1              | 4.4  |                   |
| December           | 8.7               | 6.5  | 4.7  | 3.7  | 4.1 <sup>5</sup> | 4.4  |                   |
| Annual average     | 9.8               | 7.4  | 5.5  | 4.1  | 3.8              | 4.3  |                   |

<sup>1</sup> Table contains revised figures.

<sup>2</sup> Benchmark Labour Force Survey/Quarterly National Household Survey (QNHS) estimates.

<sup>3</sup> Interpolated data for May 1996 to March 1997 (See Background Notes).

<sup>4</sup> The latest QNHS estimate of the unemployment rate (unadjusted for seasonality) is: December - February 2003, 4.6%.

<sup>5</sup> Based on estimated data for December 2001.

**Table 4 Persons on the Live Register by Region**

| NUTS2 and<br>NUTS3 Regions <sup>1</sup> | May<br>2002    | April<br>2003  | May<br>2003    | Monthly<br>change | Annual<br>change | Under 25<br>years | 25 years<br>& over |
|---|----------------|----------------|----------------|-------------------|------------------|-------------------|--------------------|
| <b>Males</b>                            |                |                |                |                   |                  |                   |                    |
| <b>Border, Midland &amp; Western</b>    | <b>30,270</b>  | <b>30,810</b>  | <b>30,490</b>  | - 320             | + 220            | <b>5,598</b>      | <b>24,892</b>      |
| Border                                  | 15,383         | 15,469         | 15,203         | - 266             | - 180            | 2,955             | 12,248             |
| Midland                                 | 5,263          | 5,382          | 5,399          | 17                | + 136            | 1,030             | 4,369              |
| West                                    | 9,624          | 9,959          | 9,888          | - 71              | + 264            | 1,613             | 8,275              |
| <b>Eastern &amp; Southern</b>           | <b>63,086</b>  | <b>69,518</b>  | <b>67,771</b>  | - 1,747           | + 4,685          | <b>12,778</b>     | <b>54,993</b>      |
| Dublin                                  | 24,285         | 27,288         | 26,890         | - 398             | + 2,605          | 5,279             | 21,611             |
| Mid-East                                | 6,287          | 6,959          | 6,733          | - 226             | + 446            | 1,213             | 5,520              |
| Mid-West                                | 7,733          | 8,719          | 8,286          | - 433             | + 553            | 1,600             | 6,686              |
| South-East                              | 11,452         | 12,362         | 12,135         | - 227             | + 683            | 2,348             | 9,787              |
| South-West                              | 13,329         | 14,190         | 13,727         | - 463             | + 398            | 2,338             | 11,389             |
| <b>Total</b>                            | <b>93,356</b>  | <b>100,328</b> | <b>98,261</b>  | - 2,067           | + 4,905          | <b>18,376</b>     | <b>79,885</b>      |
| <b>Females</b>                          |                |                |                |                   |                  |                   |                    |
| <b>Border, Midland &amp; Western</b>    | <b>20,860</b>  | <b>21,919</b>  | <b>21,416</b>  | - 503             | + 556            | <b>4,394</b>      | <b>17,022</b>      |
| Border                                  | 10,135         | 10,527         | 10,115         | - 412             | - 20             | 2,176             | 7,939              |
| Midland                                 | 4,143          | 4,465          | 4,404          | - 61              | + 261            | 936               | 3,468              |
| West                                    | 6,582          | 6,927          | 6,897          | - 30              | + 315            | 1,282             | 5,615              |
| <b>Eastern &amp; Southern</b>           | <b>40,728</b>  | <b>48,693</b>  | <b>46,428</b>  | - 2,265           | + 5,700          | <b>8,907</b>      | <b>37,521</b>      |
| Dublin                                  | 14,274         | 17,084         | 16,393         | - 691             | + 2,119          | 3,172             | 13,221             |
| Mid-East                                | 4,573          | 5,513          | 5,269          | - 244             | + 696            | 967               | 4,302              |
| Mid-West                                | 5,291          | 6,757          | 6,324          | - 433             | + 1,033          | 1,158             | 5,166              |
| South-East                              | 8,228          | 9,310          | 9,040          | - 270             | + 812            | 1,879             | 7,161              |
| South-West                              | 8,362          | 10,029         | 9,402          | - 627             | + 1,040          | 1,731             | 7,671              |
| <b>Total</b>                            | <b>61,588</b>  | <b>70,612</b>  | <b>67,844</b>  | - 2,768           | + 6,256          | <b>13,301</b>     | <b>54,543</b>      |
| <b>All Persons</b>                      |                |                |                |                   |                  |                   |                    |
| <b>Border, Midland &amp; Western</b>    | <b>51,130</b>  | <b>52,729</b>  | <b>51,906</b>  | - 823             | + 776            | <b>9,992</b>      | <b>41,914</b>      |
| Border                                  | 25,518         | 25,996         | 25,318         | - 678             | - 200            | 5,131             | 20,187             |
| Midland                                 | 9,406          | 9,847          | 9,803          | - 44              | + 397            | 1,966             | 7,837              |
| West                                    | 16,206         | 16,886         | 16,785         | - 101             | + 579            | 2,895             | 13,890             |
| <b>Eastern &amp; Southern</b>           | <b>103,814</b> | <b>118,211</b> | <b>114,199</b> | - 4,012           | + 10,385         | <b>21,685</b>     | <b>92,514</b>      |
| Dublin                                  | 38,559         | 44,372         | 43,283         | - 1,089           | + 4,724          | 8,451             | 34,832             |
| Mid-East                                | 10,860         | 12,472         | 12,002         | - 470             | + 1,142          | 2,180             | 9,822              |
| Mid-West                                | 13,024         | 15,476         | 14,610         | - 866             | + 1,586          | 2,758             | 11,852             |
| South-East                              | 19,680         | 21,672         | 21,175         | - 497             | + 1,495          | 4,227             | 16,948             |
| South-West                              | 21,691         | 24,219         | 23,129         | - 1,090           | + 1,438          | 4,069             | 19,060             |
| <b>Total</b>                            | <b>154,944</b> | <b>170,940</b> | <b>166,105</b> | - 4,835           | + 11,161         | <b>31,677</b>     | <b>134,428</b>     |

<sup>1</sup> The composition of the regions is described in the Background Notes.

**Table 5 Persons on the Live Register classified by Province**

| Provinces        | May<br>2002    | April<br>2003  | May<br>2003    | Monthly<br>change | Annual<br>change | Under 25<br>years | 25 years<br>& over |
|------------------|----------------|----------------|----------------|-------------------|------------------|-------------------|--------------------|
| <b>Provinces</b> |                |                |                |                   |                  |                   |                    |
| Leinster         | 77,083         | 86,127         | 84,119         | - 2,008           | + 7,036          | 16,366            | 67,753             |
| Munster          | 43,749         | 49,518         | 47,357         | - 2,161           | + 3,608          | 8,763             | 38,594             |
| Connacht         | 19,739         | 20,516         | 20,285         | - 231             | + 546            | 3,502             | 16,783             |
| Ulster           | 14,373         | 14,779         | 14,344         | - 435             | - 29             | 3,046             | 11,298             |
| <b>Total</b>     | <b>154,944</b> | <b>170,940</b> | <b>166,105</b> | - 4,835           | + 11,161         | <b>31,677</b>     | <b>134,428</b>     |

**Table 6 Persons on the Live Register classified by Sex, Age Group and Local Office of Registration**

| NUTS2 and NUTS3<br>Regions/County/<br>Local Office | May<br>2002   | April<br>2003 | May<br>2003   | Males             |                    |               | Females           |                    |               |
|--|---------------|---------------|---------------|-------------------|--------------------|---------------|-------------------|--------------------|---------------|
|  |               |               |               | Under 25<br>years | 25 years<br>& over | Total         | Under 25<br>years | 25 years<br>& over | Total         |
| <b>Border, Midland<br/>and Western</b>             | <b>51,130</b> | <b>52,729</b> | <b>51,906</b> | <b>5,598</b>      | <b>24,892</b>      | <b>30,490</b> | <b>4,394</b>      | <b>17,022</b>      | <b>21,416</b> |
| <b>Border</b>                                      | <b>25,518</b> | <b>25,996</b> | <b>25,318</b> | <b>2,955</b>      | <b>12,248</b>      | <b>15,203</b> | <b>2,176</b>      | <b>7,939</b>       | <b>10,115</b> |
| Cavan  | 1,891         | 2,056         | 1,941         | 191               | 960                | 1,151         | 176               | 614                | 790           |
| Belturbet  | 407           | 410           | 403           | 33                | 216                | 249           | 34                | 120                | 154           |
| Cavan  | 1,484         | 1,646         | 1,538         | 158               | 744                | 902           | 142               | 494                | 636           |
| Donegal  | 9,899         | 10,111        | 9,882         | 1,245             | 4,859              | 6,104         | 913               | 2,865              | 3,778         |
| Ballybofey   | 955           | 938           | 905           | 122               | 449                | 571           | 100               | 234                | 334           |
| Ballyshannon                                       | 549           | 540           | 514           | 54                | 248                | 302           | 50                | 162                | 212           |
| Buncrana   | 1,816         | 1,833         | 1,832         | 208               | 833                | 1,041         | 225               | 566                | 791           |
| Donegal  | 554           | 542           | 515           | 59                | 235                | 294           | 42                | 179                | 221           |
| Dunfanaghy   | 946           | 1,016         | 964           | 124               | 488                | 612           | 67                | 285                | 352           |
| Dungloe  | 1,615         | 1,608         | 1,556         | 157               | 813                | 970           | 69                | 517                | 586           |
| Killybegs  | 1,061         | 1,056         | 1,059         | 118               | 578                | 696           | 56                | 307                | 363           |
| Letterkenny  | 2,403         | 2,578         | 2,537         | 403               | 1,215              | 1,618         | 304               | 615                | 919           |
| Leitrim  | 1,212         | 1,177         | 1,132         | 78                | 573                | 651           | 55                | 426                | 481           |
| Carrick-on-Shannon                                 | 936           | 903           | 868           | 54                | 439                | 493           | 43                | 332                | 375           |
| Manorhamilton                                      | 276           | 274           | 264           | 24                | 134                | 158           | 12                | 94                 | 106           |
| Louth  | 7,612         | 7,587         | 7,474         | 851               | 3,510              | 4,361         | 627               | 2,486              | 3,113         |
| Ardee  | 810           | 904           | 905           | 114               | 380                | 494           | 78                | 333                | 411           |
| Drogheda   | 3,046         | 3,221         | 3,207         | 330               | 1,402              | 1,732         | 284               | 1,191              | 1,475         |
| Dundalk  | 3,756         | 3,462         | 3,362         | 407               | 1,728              | 2,135         | 265               | 962                | 1,227         |
| Monaghan   | 2,583         | 2,612         | 2,521         | 293               | 1,205              | 1,498         | 228               | 795                | 1,023         |
| Carrickmacross                                     | 747           | 753           | 735           | 55                | 348                | 403           | 57                | 275                | 332           |
| Castleblayney                                      | 796           | 756           | 729           | 90                | 334                | 424           | 68                | 237                | 305           |
| Clones   | 274           | 345           | 319           | 38                | 194                | 232           | 24                | 63                 | 87            |
| Monaghan   | 766           | 758           | 738           | 110               | 329                | 439           | 79                | 220                | 299           |
| Sligo  | 2,321         | 2,453         | 2,368         | 297               | 1,141              | 1,438         | 177               | 753                | 930           |
| Sligo  | 1,959         | 2,088         | 2,013         | 265               | 962                | 1,227         | 159               | 627                | 786           |
| Tubbercurry  | 362           | 365           | 355           | 32                | 179                | 211           | 18                | 126                | 144           |
| <b>Midland</b>                                     | <b>9,406</b>  | <b>9,847</b>  | <b>9,803</b>  | <b>1,030</b>      | <b>4,369</b>       | <b>5,399</b>  | <b>936</b>        | <b>3,468</b>       | <b>4,404</b>  |
| Laoighis   | 2,054         | 2,117         | 2,055         | 229               | 888                | 1,117         | 217               | 721                | 938           |
| Portlaoise   | 736           | 833           | 818           | 77                | 305                | 382           | 100               | 336                | 436           |
| Portlaoise   | 990           | 920           | 885           | 116               | 404                | 520           | 90                | 275                | 365           |
| Rathdowney   | 328           | 364           | 352           | 36                | 179                | 215           | 27                | 110                | 137           |
| Longford   | 1,728         | 1,828         | 1,779         | 194               | 845                | 1,039         | 142               | 598                | 740           |
| Longford   | 1,728         | 1,828         | 1,779         | 194               | 845                | 1,039         | 142               | 598                | 740           |
| Offaly   | 2,435         | 2,609         | 2,699         | 274               | 1,249              | 1,523         | 248               | 928                | 1,176         |
| Birr   | 717           | 818           | 856           | 92                | 390                | 482           | 91                | 283                | 374           |
| Edenderry  | 595           | 659           | 666           | 57                | 317                | 374           | 54                | 238                | 292           |
| Tullamore  | 1,123         | 1,132         | 1,177         | 125               | 542                | 667           | 103               | 407                | 510           |
| Westmeath  | 3,189         | 3,293         | 3,270         | 333               | 1,387              | 1,720         | 329               | 1,221              | 1,550         |
| Athlone  | 1,393         | 1,483         | 1,461         | 155               | 617                | 772           | 134               | 555                | 689           |
| Castlepollard                                      | 218           | 273           | 282           | 20                | 126                | 146           | 26                | 110                | 136           |
| Mullingar  | 1,578         | 1,537         | 1,527         | 158               | 644                | 802           | 169               | 556                | 725           |
| <b>West</b>  | <b>16,206</b> | <b>16,886</b> | <b>16,785</b> | <b>1,613</b>      | <b>8,275</b>       | <b>9,888</b>  | <b>1,282</b>      | <b>5,615</b>       | <b>6,897</b>  |
| Galway   | 8,674         | 9,340         | 9,414         | 974               | 4,557              | 5,531         | 815               | 3,068              | 3,883         |
| Ballinasloe  | 906           | 983           | 1,021         | 119               | 470                | 589           | 87                | 345                | 432           |
| Clifden  | 716           | 772           | 738           | 67                | 445                | 512           | 43                | 183                | 226           |
| Galway   | 4,957         | 5,270         | 5,402         | 643               | 2,571              | 3,214         | 551               | 1,637              | 2,188         |
| Gort   | 393           | 425           | 432           | 17                | 168                | 185           | 19                | 228                | 247           |
| Loughrea   | 651           | 719           | 706           | 55                | 330                | 385           | 45                | 276                | 321           |
| Tuam   | 1,051         | 1,171         | 1,115         | 73                | 573                | 646           | 70                | 399                | 469           |



**Table 6 Persons on the Live Register classified by Sex, Age Group and Local Office of Registration**

| -continued   |                |                |                | Males             |                    |               | Females           |                    |               |
|--|----------------|----------------|----------------|-------------------|--------------------|---------------|-------------------|--------------------|---------------|
| NUTS2 and NUTS3<br>Regions/County/<br>Local Office | May<br>2002    | April<br>2003  | May<br>2003    | Under 25<br>years | 25 years<br>& over | Total         | Under 25<br>years | 25 years<br>& over | Total         |
| Mayo   | 6,055          | 6,126          | 5,999          | 514               | 3,038              | 3,552         | 361               | 2,086              | 2,447         |
| Achill   | 305            | 334            | 328            | 30                | 191                | 221           | 15                | 92                 | 107           |
| Ballina  | 1,849          | 1,799          | 1,737          | 157               | 917                | 1,074         | 118               | 545                | 663           |
| Ballinrobe   | 389            | 375            | 359            | 26                | 195                | 221           | 14                | 124                | 138           |
| Belmullet  | 778            | 680            | 690            | 50                | 385                | 435           | 39                | 216                | 255           |
| Castlebar  | 931            | 940            | 956            | 108               | 435                | 543           | 69                | 344                | 413           |
| Claremorris  | 471            | 496            | 453            | 29                | 193                | 222           | 20                | 211                | 231           |
| Swinford   | 763            | 843            | 815            | 74                | 371                | 445           | 50                | 320                | 370           |
| Westport   | 569            | 659            | 661            | 40                | 351                | 391           | 36                | 234                | 270           |
| Roscommon  | 1,477          | 1,420          | 1,372          | 125               | 680                | 805           | 106               | 461                | 567           |
| Boyle  | 407            | 369            | 354            | 29                | 185                | 214           | 21                | 119                | 140           |
| Castlerea  | 729            | 710            | 683            | 53                | 355                | 408           | 53                | 222                | 275           |
| Roscommon  | 341            | 341            | 335            | 43                | 140                | 183           | 32                | 120                | 152           |
| <b>Eastern and Southern</b>                        | <b>103,814</b> | <b>118,211</b> | <b>114,199</b> | <b>12,778</b>     | <b>54,993</b>      | <b>67,771</b> | <b>8,907</b>      | <b>37,521</b>      | <b>46,428</b> |
| <b>Dublin</b>                                      | <b>38,559</b>  | <b>44,372</b>  | <b>43,283</b>  | <b>5,279</b>      | <b>21,611</b>      | <b>26,890</b> | <b>3,172</b>      | <b>13,221</b>      | <b>16,393</b> |
| Dublin   | 38,559         | 44,372         | 43,283         | 5,279             | 21,611             | 26,890        | 3,172             | 13,221             | 16,393        |
| Bishop Square                                      | 3,734          | 4,403          | 4,484          | 513               | 2,416              | 2,929         | 296               | 1,259              | 1,555         |
| Cumberland Street                                  | 4,598          | 5,671          | 5,398          | 602               | 2,794              | 3,396         | 361               | 1,641              | 2,002         |
| Navan Road   | 2,747          | 2,865          | 2,764          | 299               | 1,538              | 1,837         | 179               | 748                | 927           |
| Blanchardstown                                     | 2,613          | 3,220          | 3,151          | 391               | 1,384              | 1,775         | 292               | 1,084              | 1,376         |
| Thomas Street                                      | 2,100          | 2,453          | 2,472          | 291               | 1,410              | 1,701         | 181               | 590                | 771           |
| Tara Street  | 1,327          | 1,478          | 1,447          | 144               | 783                | 927           | 67                | 453                | 520           |
| Tallaght   | 3,109          | 3,386          | 3,275          | 586               | 1,472              | 2,058         | 353               | 864                | 1,217         |
| Ballymun   | 1,467          | 1,510          | 1,502          | 261               | 752                | 1,013         | 146               | 343                | 489           |
| Clondalkin   | 2,302          | 2,896          | 2,796          | 373               | 1,258              | 1,631         | 270               | 895                | 1,165         |
| Rathfarnham  | 1,739          | 2,235          | 2,116          | 191               | 1,032              | 1,223         | 104               | 789                | 893           |
| Kilbarrack   | 2,634          | 3,004          | 2,875          | 289               | 1,421              | 1,710         | 160               | 1,005              | 1,165         |
| Dun Laoghaire                                      | 3,048          | 3,487          | 3,330          | 242               | 1,637              | 1,879         | 146               | 1,305              | 1,451         |
| Balbriggan   | 1,154          | 1,295          | 1,243          | 110               | 540                | 650           | 70                | 523                | 593           |
| Ballyfermot  | 993            | 1,276          | 1,219          | 193               | 651                | 844           | 114               | 261                | 375           |
| Finglas  | 1,949          | 2,161          | 2,178          | 330               | 1,062              | 1,392         | 173               | 613                | 786           |
| Coolock  | 3,045          | 3,032          | 3,033          | 464               | 1,461              | 1,925         | 260               | 848                | 1,108         |
| <b>Mid-East</b>                                    | <b>10,860</b>  | <b>12,472</b>  | <b>12,002</b>  | <b>1,213</b>      | <b>5,520</b>       | <b>6,733</b>  | <b>967</b>        | <b>4,302</b>       | <b>5,269</b>  |
| Kildare  | 4,083          | 4,723          | 4,632          | 473               | 2,051              | 2,524         | 393               | 1,715              | 2,108         |
| Athy   | 733            | 859            | 854            | 115               | 399                | 514           | 86                | 254                | 340           |
| Maynooth   | 1,172          | 1,373          | 1,350          | 120               | 538                | 658           | 103               | 589                | 692           |
| Newbridge  | 2,178          | 2,491          | 2,428          | 238               | 1,114              | 1,352         | 204               | 872                | 1,076         |
| Meath  | 2,927          | 3,256          | 3,086          | 286               | 1,382              | 1,668         | 243               | 1,175              | 1,418         |
| Kells  | 474            | 568            | 551            | 53                | 263                | 316           | 38                | 197                | 235           |
| Navan  | 1,793          | 1,881          | 1,728          | 160               | 778                | 938           | 126               | 664                | 790           |
| Trim   | 660            | 807            | 807            | 73                | 341                | 414           | 79                | 314                | 393           |
| Wicklow  | 3,850          | 4,493          | 4,284          | 454               | 2,087              | 2,541         | 331               | 1,412              | 1,743         |
| Arklow   | 1,019          | 1,212          | 1,170          | 133               | 585                | 718           | 112               | 340                | 452           |
| Baltinglass  | 379            | 458            | 422            | 40                | 172                | 212           | 46                | 164                | 210           |
| Bray   | 1,707          | 1,941          | 1,857          | 169               | 932                | 1,101         | 105               | 651                | 756           |
| Wicklow  | 745            | 882            | 835            | 112               | 398                | 510           | 68                | 257                | 325           |
| <b>Mid-West</b>                                    | <b>13,024</b>  | <b>15,476</b>  | <b>14,610</b>  | <b>1,600</b>      | <b>6,686</b>       | <b>8,286</b>  | <b>1,158</b>      | <b>5,166</b>       | <b>6,324</b>  |
| Clare  | 3,464          | 4,123          | 3,840          | 372               | 1,689              | 2,061         | 277               | 1,502              | 1,779         |
| Ennis  | 2,049          | 2,464          | 2,333          | 249               | 973                | 1,222         | 183               | 928                | 1,111         |
| Ennistymon   | 560            | 615            | 559            | 48                | 271                | 319           | 28                | 212                | 240           |
| Kilrush  | 532            | 624            | 547            | 56                | 260                | 316           | 36                | 195                | 231           |
| Tulla  | 323            | 420            | 401            | 19                | 185                | 204           | 30                | 167                | 197           |
| Limerick   | 7,423          | 8,664          | 8,097          | 946               | 3,833              | 4,779         | 662               | 2,656              | 3,318         |
| Kilmallock   | 808            | 936            | 895            | 92                | 438                | 530           | 66                | 299                | 365           |
| Limerick   | 5,780          | 6,812          | 6,310          | 802               | 2,938              | 3,740         | 508               | 2,062              | 2,570         |
| Newcastle West                                     | 835            | 916            | 892            | 52                | 457                | 509           | 88                | 295                | 383           |

<sup>1</sup> Coolock replaces previous office Gardiner Street with effect from April 2003.



**Table 6 Persons on the Live Register classified by Sex, Age Group and Local Office of Registration**

| -continued   | Males          |                |                |                   |                    |               | Females           |                    |               |
|--|----------------|----------------|----------------|-------------------|--------------------|---------------|-------------------|--------------------|---------------|
| NUTS2 and NUTS3<br>Regions/County/<br>Local Office | May<br>2002    | April<br>2003  | May<br>2003    | Under 25<br>years | 25 years<br>& over | Total         | Under 25<br>years | 25 years<br>& over | Total         |
| North Tipperary                                    | 2,137          | 2,689          | 2,673          | 282               | 1,164              | 1,446         | 219               | 1,008              | 1,227         |
| Nenagh   | 742            | 953            | 973            | 81                | 440                | 521           | 71                | 381                | 452           |
| Roscrea  | 399            | 558            | 531            | 44                | 199                | 243           | 42                | 246                | 288           |
| Thurles  | 996            | 1,178          | 1,169          | 157               | 525                | 682           | 106               | 381                | 487           |
| <b>South-East</b>                                  | <b>19,680</b>  | <b>21,672</b>  | <b>21,175</b>  | <b>2,348</b>      | <b>9,787</b>       | <b>12,135</b> | <b>1,879</b>      | <b>7,161</b>       | <b>9,040</b>  |
| Carlow   | 2,064          | 2,292          | 2,257          | 250               | 972                | 1,222         | 236               | 799                | 1,035         |
| Bagenalstown                                       | 467            | 577            | 554            | 60                | 262                | 322           | 48                | 184                | 232           |
| Carlow   | 1,194          | 1,275          | 1,266          | 142               | 540                | 682           | 135               | 449                | 584           |
| Tullow   | 403            | 440            | 437            | 48                | 170                | 218           | 53                | 166                | 219           |
| Kilkenny   | 2,163          | 2,461          | 2,439          | 310               | 1,219              | 1,529         | 205               | 705                | 910           |
| Callan   | 327            | 338            | 322            | 35                | 192                | 227           | 17                | 78                 | 95            |
| Kilkenny   | 1,401          | 1,683          | 1,671          | 217               | 823                | 1,040         | 152               | 479                | 631           |
| Thomastown   | 435            | 440            | 446            | 58                | 204                | 262           | 36                | 148                | 184           |
| South Tipperary                                    | 3,514          | 3,725          | 3,730          | 450               | 1,835              | 2,285         | 344               | 1,101              | 1,445         |
| Cahir  | 464            | 451            | 484            | 50                | 239                | 289           | 49                | 146                | 195           |
| Carrick-on-Suir                                    | 930            | 924            | 921            | 94                | 480                | 574           | 80                | 267                | 347           |
| Cashel   | 330            | 380            | 373            | 42                | 167                | 209           | 39                | 125                | 164           |
| Clonmel  | 1,153          | 1,291          | 1,287          | 178               | 656                | 834           | 118               | 335                | 453           |
| Tipperary  | 637            | 679            | 665            | 86                | 293                | 379           | 58                | 228                | 286           |
| Waterford  | 5,520          | 6,098          | 5,888          | 690               | 2,719              | 3,409         | 452               | 2,027              | 2,479         |
| Dungarvan  | 909            | 997            | 972            | 84                | 448                | 532           | 68                | 372                | 440           |
| Waterford  | 4,611          | 5,101          | 4,916          | 606               | 2,271              | 2,877         | 384               | 1,655              | 2,039         |
| Wexford  | 6,419          | 7,096          | 6,861          | 648               | 3,042              | 3,690         | 642               | 2,529              | 3,171         |
| Enniscorthy  | 1,662          | 1,702          | 1,672          | 179               | 791                | 970           | 185               | 517                | 702           |
| Gorey  | 987            | 1,192          | 1,142          | 106               | 481                | 587           | 108               | 447                | 555           |
| New Ross   | 1,221          | 1,266          | 1,224          | 115               | 547                | 662           | 102               | 460                | 562           |
| Wexford  | 2,549          | 2,936          | 2,823          | 248               | 1,223              | 1,471         | 247               | 1,105              | 1,352         |
| <b>South-West</b>                                  | <b>21,691</b>  | <b>24,219</b>  | <b>23,129</b>  | <b>2,338</b>      | <b>11,389</b>      | <b>13,727</b> | <b>1,731</b>      | <b>7,671</b>       | <b>9,402</b>  |
| Cork   | 16,434         | 17,928         | 17,380         | 1,817             | 8,570              | 10,387        | 1,295             | 5,698              | 6,993         |
| Bandon   | 512            | 549            | 542            | 50                | 270                | 320           | 35                | 187                | 222           |
| Bantry   | 342            | 398            | 382            | 21                | 160                | 181           | 21                | 180                | 201           |
| Bantry (SWLO)                                      | 186            | 218            | 198            | 6                 | 80                 | 86            | 9                 | 103                | 112           |
| Clonakilty   | 365            | 437            | 420            | 29                | 179                | 208           | 23                | 189                | 212           |
| Cobh   | 417            | 453            | 444            | 60                | 233                | 293           | 38                | 113                | 151           |
| Cork   | 8,603          | 9,207          | 9,018          | 1,162             | 4,781              | 5,943         | 695               | 2,380              | 3,075         |
| Dunmanway  | 207            | 208            | 196            | 11                | 80                 | 91            | 15                | 90                 | 105           |
| Fermoy   | 689            | 769            | 742            | 67                | 363                | 430           | 57                | 255                | 312           |
| Kinsale  | 630            | 687            | 673            | 33                | 288                | 321           | 49                | 303                | 352           |
| Macroom  | 554            | 528            | 468            | 15                | 199                | 214           | 25                | 229                | 254           |
| Mallow   | 772            | 852            | 801            | 90                | 412                | 502           | 64                | 235                | 299           |
| Midleton   | 941            | 1,060          | 989            | 79                | 428                | 507           | 68                | 414                | 482           |
| Newmarket  | 434            | 481            | 466            | 31                | 209                | 240           | 31                | 195                | 226           |
| Passage West                                       | 755            | 901            | 874            | 83                | 395                | 478           | 58                | 338                | 396           |
| Skibbereen   | 391            | 418            | 407            | 17                | 147                | 164           | 20                | 223                | 243           |
| Youghal  | 636            | 762            | 760            | 63                | 346                | 409           | 87                | 264                | 351           |
| Kerry  | 5,257          | 6,291          | 5,749          | 521               | 2,819              | 3,340         | 436               | 1,973              | 2,409         |
| Cahirciveen  | 319            | 401            | 378            | 12                | 181                | 193           | 19                | 166                | 185           |
| Dingle   | 209            | 309            | 259            | 8                 | 130                | 138           | 14                | 107                | 121           |
| Kenmare  | 147            | 168            | 147            | 11                | 57                 | 68            | 4                 | 75                 | 79            |
| Killarney  | 783            | 1,053          | 880            | 66                | 368                | 434           | 76                | 370                | 446           |
| Killorglin   | 362            | 476            | 411            | 24                | 199                | 223           | 24                | 164                | 188           |
| Listowel   | 906            | 974            | 912            | 102               | 470                | 572           | 85                | 255                | 340           |
| Tralee   | 2,531          | 2,910          | 2,762          | 298               | 1,414              | 1,712         | 214               | 836                | 1,050         |
| <b>State</b>                                       | <b>154,944</b> | <b>170,940</b> | <b>166,105</b> | <b>18,376</b>     | <b>79,885</b>      | <b>98,261</b> | <b>13,301</b>     | <b>54,543</b>      | <b>67,844</b> |

**Table 7 Flows on and off the Live Register in the 5 weeks from  
25 April 2003 to 30 May 2003**

|                                      | Total          | New Registrations | Net Change     | Outflow (derived) |
|--------------------------------------|----------------|-------------------|----------------|-------------------|
| <b>Border, Midland &amp; Western</b> | <b>51,906</b>  | <b>7,509</b>      | <b>- 823</b>   | <b>8,332</b>      |
| Border                               | 25,318         | 3,221             | - 678          | 3,899             |
| Midland                              | 9,803          | 1,594             | - 44           | 1,638             |
| West                                 | 16,785         | 2,694             | - 101          | 2,795             |
| <b>Eastern &amp; Southern</b>        | <b>114,199</b> | <b>17,580</b>     | <b>- 4,012</b> | <b>21,592</b>     |
| Dublin                               | 43,283         | 6,854             | - 1,089        | 7,943             |
| Mid-East                             | 12,002         | 1,880             | - 470          | 2,350             |
| Mid-West                             | 14,610         | 2,319             | - 866          | 3,185             |
| South-East                           | 21,175         | 3,079             | - 497          | 3,576             |
| South-West                           | 23,129         | 3,448             | - 1,090        | 4,538             |
| <b>Sex</b>                           |                |                   |                |                   |
| Males                                | 98,261         | 13,804            | - 2,067        | 15,871            |
| Females                              | 67,844         | 11,285            | - 2,768        | 14,053            |
| <b>Total</b>                         | <b>166,105</b> | <b>25,089</b>     | <b>- 4,835</b> | <b>29,924</b>     |

**Table 8 Summary of Flows on and off the Live Register and Average Weekly Flow**

|      |           | Number<br>of<br>weeks | New Registrations (count) |                   | Outflow (derived) |                   | Average weekly<br>change in the<br>Live Register |       |
|------|-----------|-----------------------|---------------------------|-------------------|-------------------|-------------------|--|-------|
|      |           |                       | Number                    | Weekly<br>average | Number            | Weekly<br>average |  |       |
| 2001 | May       | 4                     | 17,324                    | 4,331             | 20,194            | 5,049             | -  | 718   |
|      | June      | 5                     | 28,982                    | 5,796             | 21,808            | 4,362             | +  | 1,435 |
|      | July      | 4                     | 23,354                    | 5,839             | 17,118            | 4,280             | +  | 1,559 |
|      | August    | 5                     | 24,272                    | 4,854             | 21,934            | 4,387             | +  | 468   |
|      | September | 4                     | 19,341                    | 4,835             | 28,230            | 7,058             | -  | 2,222 |
|      | October   | 4                     | 26,253                    | 6,563             | 24,968            | 6,242             | +  | 321   |
|      | November  | 5                     | 32,936                    | 6,587             | 27,650            | 5,530             | +  | 1,057 |
|      | December  | 3                     | 19,527                    | 6,509             | 14,242            | 4,747             | +  | 1,762 |
| 2002 | January   | 5                     | 31,817                    | 6,363             | 24,263            | 4,853             | +  | 1,511 |
|      | February  | 4                     | 25,468                    | 6,367             | 23,091            | 5,773             | +  | 594   |
|      | March     | 5                     | 29,785                    | 5,957             | 29,870            | 5,974             | -  | 17    |
|      | April     | 4                     | 20,108                    | 5,027             | 26,123            | 6,531             | -  | 1,504 |
|      | May       | 5                     | 25,082                    | 5,016             | 26,375            | 5,275             | -  | 259   |
|      | June      | 4                     | 27,530                    | 6,883             | 18,197            | 4,549             | +  | 2,333 |
|      | July      | 4                     | 26,633                    | 6,658             | 18,812            | 4,703             | +  | 1,955 |
|      | August    | 5                     | 25,540                    | 5,108             | 24,075            | 4,815             | +  | 293   |
|      | September | 4                     | 21,098                    | 5,275             | 33,229            | 8,307             | -  | 3,033 |
|      | October   | 4                     | 23,160                    | 5,790             | 26,886            | 6,722             | -  | 932   |
|      | November  | 5                     | 29,506                    | 5,901             | 28,576            | 5,715             | +  | 186   |
|      | December  | 4                     | 20,884                    | 5,221             | 13,378            | 3,345             | +  | 1,877 |
| 2003 | January   | 5                     | 32,776                    | 6,555             | 28,217            | 5,643             | +  | 912   |
|      | February  | 4                     | 23,767                    | 5,942             | 23,074            | 5,769             | +  | 173   |
|      | March     | 4                     | 19,946                    | 4,987             | 23,281            | 5,820             | -  | 834   |
|      | April     | 4                     | 23,869                    | 5,967             | 20,988            | 5,247             | +  | 720   |
|      | May       | 5                     | 25,089                    | 5,018             | 29,924            | 5,985             | -  | 967   |

**Table 9 Summary of Flows on and off the Live Register classified by Sex**

|      |           | Number<br>of<br>weeks | Males            |                           |                      |                             | Females          |                           |                      |                             |
|------|-----------|-----------------------|------------------|---------------------------|----------------------|-----------------------------|------------------|---------------------------|----------------------|-----------------------------|
|      |           |                       | Live<br>Register | New<br>Regis-<br>trations | Outflow<br>(derived) | Average<br>weekly<br>change | Live<br>Register | New<br>Regis-<br>trations | Outflow<br>(derived) | Average<br>weekly<br>change |
| 2001 | May       | 4                     | 78,660           | 9,828                     | 11,272               | - 361                       | 55,031           | 7,496                     | 8,922                | - 357                       |
|      | June      | 5                     | 80,355           | 14,056                    | 12,361               | + 339                       | 60,510           | 14,926                    | 9,447                | + 1,096                     |
|      | July      | 4                     | 82,567           | 11,677                    | 9,465                | + 553                       | 64,534           | 11,677                    | 7,653                | + 1,006                     |
|      | August    | 5                     | 84,282           | 13,303                    | 11,588               | + 343                       | 65,157           | 10,969                    | 10,346               | + 125                       |
|      | September | 4                     | 82,227           | 10,675                    | 12,730               | - 514                       | 58,323           | 8,666                     | 15,500               | - 1,709                     |
|      | October   | 4                     | 83,894           | 15,411                    | 13,744               | + 417                       | 57,941           | 10,842                    | 11,224               | - 96                        |
|      | November  | 5                     | 88,103           | 19,170                    | 14,961               | + 842                       | 59,018           | 13,766                    | 12,689               | + 215                       |
|      | December  | 3                     | 91,394           | 11,237                    | 7,946                | + 1,097                     | 61,012           | 8,290                     | 6,296                | + 665                       |
| 2002 | January   | 5                     | 96,623           | 17,938                    | 12,709               | + 1,046                     | 63,337           | 13,879                    | 11,554               | + 465                       |
|      | February  | 4                     | 98,215           | 14,912                    | 13,320               | + 398                       | 64,122           | 10,556                    | 9,771                | + 196                       |
|      | March     | 5                     | 97,183           | 16,518                    | 17,550               | - 206                       | 65,069           | 13,267                    | 12,320               | + 189                       |
|      | April     | 4                     | 94,778           | 11,351                    | 13,756               | - 601                       | 61,459           | 8,757                     | 12,367               | - 903                       |
|      | May       | 5                     | 93,356           | 14,356                    | 15,778               | - 284                       | 61,588           | 10,726                    | 10,597               | + 26                        |
|      | June      | 4                     | 95,765           | 13,087                    | 10,678               | + 602                       | 68,512           | 14,443                    | 7,519                | + 1,731                     |
|      | July      | 4                     | 98,006           | 13,099                    | 10,858               | + 560                       | 74,092           | 13,534                    | 7,954                | + 1,395                     |
|      | August    | 5                     | 98,771           | 14,085                    | 13,320               | + 153                       | 74,792           | 11,455                    | 10,755               | + 140                       |
|      | September | 4                     | 95,289           | 11,521                    | 15,003               | - 871                       | 66,143           | 9,577                     | 18,226               | - 2,162                     |
|      | October   | 4                     | 93,829           | 13,201                    | 14,661               | - 365                       | 63,877           | 9,959                     | 12,225               | - 567                       |
|      | November  | 5                     | 95,121           | 16,591                    | 15,299               | + 258                       | 63,515           | 12,915                    | 13,277               | - 72                        |
|      | December  | 4                     | 98,670           | 11,279                    | 7,730                | + 887                       | 67,472           | 9,605                     | 5,648                | + 989                       |
| 2003 | January   | 5                     | 102,335          | 18,502                    | 14,837               | + 733                       | 68,366           | 14,274                    | 13,380               | + 179                       |
|      | February  | 4                     | 102,026          | 13,047                    | 13,356               | - 77                        | 69,368           | 10,720                    | 9,718                | + 251                       |
|      | March     | 4                     | 100,459          | 11,655                    | 13,222               | - 392                       | 67,600           | 8,291                     | 10,059               | - 442                       |
|      | April     | 4                     | 100,328          | 12,152                    | 12,283               | - 33                        | 70,612           | 11,717                    | 8,705                | + 753                       |
|      | May       | 5                     | 98,261           | 13,804                    | 15,871               | - 413                       | 67,844           | 11,285                    | 14,053               | - 554                       |

**Table 10 Persons working on systematic short-time basis excluded from the Live Register**

|      | Month     | Males | Females | Total |
|------|-----------|-------|---------|-------|
| 2001 | May       | 1,102 | 1,736   | 2,838 |
|      | June      | 941   | 1,707   | 2,648 |
|      | July      | 862   | 1,734   | 2,596 |
|      | August    | 1,135 | 1,880   | 3,015 |
|      | September | 1,033 | 1,870   | 2,903 |
|      | October   | 1,061 | 1,857   | 2,918 |
|      | November  | 1,229 | 2,077   | 3,306 |
|      | December  | 1,390 | 2,046   | 3,436 |
| 2002 | January   | 1,476 | 2,132   | 3,608 |
|      | February  | 1,516 | 2,062   | 3,578 |
|      | March     | 1,504 | 2,098   | 3,602 |
|      | April     | 1,472 | 1,974   | 3,446 |
|      | May       | 1,550 | 1,785   | 3,335 |
|      | June      | 1,474 | 1,580   | 3,054 |
|      | July      | 1,444 | 1,632   | 3,076 |
|      | August    | 1,195 | 1,590   | 2,785 |
|      | September | 1,093 | 1,630   | 2,723 |
|      | October   | 1,227 | 1,773   | 3,000 |
|      | November  | 1,104 | 1,650   | 2,754 |
|      | December  | 999   | 1,608   | 2,607 |
| 2003 | January   | 1,167 | 1,731   | 2,898 |
|      | February  | 1,311 | 1,931   | 3,242 |
|      | March     | 1,404 | 1,898   | 3,302 |
|      | April     | 1,361 | 1,841   | 3,202 |
|      | May       | 1,278 | 1,698   | 2,976 |

**Table 11 Smallholders/Farm Assists and Self-Employed Persons applying for Unemployment Assistance and Other Registrants excluded from the Live Register**

|      | Month     | Smallholders/<br>Farm Assists <sup>1</sup> | Self-Employed | Others | Total  |
|------|-----------|--|---------------|--------|--------|
| 2001 | May       | 8,509                                      | 1,614         | 642    | 10,765 |
|      | June      | 8,551                                      | 1,584         | 666    | 10,801 |
|      | July      | 8,552                                      | 1,548         | 710    | 10,810 |
|      | August    | 8,538                                      | 1,544         | 718    | 10,800 |
|      | September | 8,540                                      | 1,529         | 661    | 10,730 |
|      | October   | 8,524                                      | 1,520         | 688    | 10,732 |
|      | November  | 8,513                                      | 1,523         | 685    | 10,721 |
|      | December  | 8,514                                      | 1,536         | 715    | 10,765 |
| 2002 | January   | 8,521                                      | 1,522         | 758    | 10,801 |
|      | February  | 8,537                                      | 1,542         | 792    | 10,871 |
|      | March     | 8,536                                      | 1,545         | 785    | 10,866 |
|      | April     | 8,558                                      | 1,558         | 767    | 10,883 |
|      | May       | 8,561                                      | 1,541         | 764    | 10,866 |
|      | June      | 8,513                                      | 1,533         | 795    | 10,841 |
|      | July      | 8,513                                      | 1,566         | 855    | 10,934 |
|      | August    | 8,566                                      | 1,561         | 861    | 10,988 |
|      | September | 8,607                                      | 1,553         | 830    | 10,990 |
|      | October   | 8,719                                      | 1,546         | 850    | 11,115 |
|      | November  | 8,732                                      | 1,544         | 870    | 11,146 |
|      | December  | 8,770                                      | 1,550         | 921    | 11,241 |
| 2003 | January   | 8,779                                      | 1,551         | 907    | 11,237 |
|      | February  | 8,777                                      | 1,573         | 915    | 11,265 |
|      | March     | 8,798                                      | 1,627         | 891    | 11,316 |
|      | April     | 8,773                                      | 1,620         | 948    | 11,341 |
|      | May       | 8,820                                      | 1,659         | 920    | 11,399 |

<sup>1</sup> Farm Assist Scheme was introduced in April 1999.

**Table 12 Persons Under 65 Years, other than Smallholders/Farm Assists, on the Pre-Retirement Allowance Scheme (PRETA) or on the Pre-Retirement Credits Scheme (PRECS), excluded from the Live Register**

|      | Month     | PRETA               | PRECS | Total  | Males  | Females |
|------|-----------|---------------------|-------|--------|--------|---------|
| 2001 | May       | 12,436              | 7,791 | 20,227 | 14,560 | 5,667   |
|      | June      | 12,371              | 7,848 | 20,219 | 14,547 | 5,672   |
|      | July      | 12,299              | 7,851 | 20,150 | 14,492 | 5,658   |
|      | August    | 12,182              | 7,901 | 20,083 | 14,414 | 5,669   |
|      | September | 12,104              | 7,875 | 19,979 | 14,343 | 5,636   |
|      | October   | 12,006              | 7,904 | 19,910 | 14,270 | 5,640   |
|      | November  | 11,954              | 8,007 | 19,961 | 14,013 | 5,948   |
|      | December  | 11,860              | 8,040 | 19,900 | 14,226 | 5,674   |
| 2002 | January   | 11,758              | 7,981 | 19,739 | 14,102 | 5,637   |
|      | February  | 11,742              | 7,934 | 19,676 | 14,059 | 5,617   |
|      | March     | 11,685              | 7,879 | 19,564 | 14,001 | 5,563   |
|      | April     | 11,666              | 7,823 | 19,489 | 13,923 | 5,566   |
|      | May       | 11,616              | 7,688 | 19,304 | 13,780 | 5,524   |
|      | June      | 11,538              | 7,696 | 19,234 | 13,714 | 5,520   |
|      | July      | 11,456              | 7,721 | 19,177 | 13,679 | 5,498   |
|      | August    | 11,349              | 7,757 | 19,106 | 13,603 | 5,503   |
|      | September | 11,313              | 7,708 | 19,021 | 13,597 | 5,424   |
|      | October   | 11,329              | 7,742 | 19,071 | 13,639 | 5,432   |
|      | November  | 11,312              | 7,817 | 19,129 | 13,659 | 5,470   |
|      | December  | 11,247              | 7,718 | 18,965 | 13,518 | 5,447   |
| 2003 | January   | 11,213              | 7,763 | 18,976 | 13,523 | 5,453   |
|      | February  | 11,228              | 7,690 | 18,918 | 13,489 | 5,429   |
|      | March     | 11,232              | 7,692 | 18,924 | 13,484 | 5,440   |
|      | April     | 11,246 <sup>1</sup> | 7,695 | 18,960 | 13,342 | 5,618   |
|      | May       | 11,202              | 7,997 | 19,199 | 13,529 | 5,670   |

<sup>1</sup> Table contains revised figures.

## Background Notes

**Source and scope of the Live Register** The Live Register is compiled from returns made directly to the Central Statistics Office by each local office of the Department of Social and Family Affairs. It comprises persons under 65 years of age in the following classes:

- ◆ All Claimants for Unemployment Benefit (UB) excluding systematic short-time workers (*see Table 10*)
- ◆ Applicants for Unemployment Assistance (UA) excluding smallholders/farm assists and other self-employed persons (*see Table 11*)
- ◆ Other registrants including applicants for credited Social Welfare contributions but excluding those directly involved in an industrial dispute (*see Table 11*).

**Descriptive articles** The compilation basis for the Live Register statistics from May 1992 onwards is described in the September 1992 issue of the *Statistical Bulletin*. The March 1980 issue contained a description of the basis used up to April 1992 while a more comprehensive treatment of Live Register statistics appeared in the "Report of the Inter-Departmental Study Group on Unemployment Statistics" (Stationery Office Dublin, Prl.7925, April 1979). The results of a special study of the differences between the Labour Force Survey (LFS) Estimates of Unemployment and the Live Register are contained in the December 1996 issue of the *Statistical Bulletin*.

**Unemployment statistics** The Live Register is not designed to measure unemployment. It includes part-time (those who work up to three days a week), seasonal and casual workers entitled to Unemployment Assistance or Unemployment Benefit. **Unemployment is measured by the Quarterly National Household Survey** (formerly the Annual Labour Force Survey).

**Standardised unemployment rates** The Standardised Unemployment Rate (SUR) series in Table 3 is based on the estimated number of persons unemployed expressed as a percentage of the total economically active population (i.e. the Labour Force), using internationally comparable definitions of employment and unemployment, as recommended by the International Labour Office. Benchmark estimates of the SUR for April of each year are calculated from the Labour Force Survey/Quarterly National Household Survey. The monthly trend in the seasonally adjusted Live Register has been traditionally used to estimate the monthly SUR between successive surveys.

This approach was temporarily suspended following the rapid decline in the Live Register after September 1996. A linear interpolation estimation approach was used between April 1996 and April 1997, as the Live Register series could not be used as an indicator of monthly trends in unemployment during that period. The traditional estimation approach has been used from April 1997 onwards.

**QNHS** The Quarterly National Household Survey, which began in September 1997, has now replaced the Labour Force Survey and provides quarterly estimates of the unemployment rate. The estimates (unadjusted for seasonality) are:

| Year | Q1<br>% | Q2<br>% | Q3<br>% | Q4<br>% |
|------|---------|---------|---------|---------|
| 1998 | 8.5     | 7.8     | 7.6     | 6.4     |
| 1999 | 5.8     | 5.7     | 5.7     | 5.1     |
| 2000 | 4.7     | 4.3     | 4.3     | 3.9     |
| 2001 | 3.7     | 3.7     | 4.3     | 4.0     |
| 2002 | 4.4     | 4.2     | 4.6     | 4.5     |
| 2003 | 4.6     |         |         |         |

**Seasonal adjustment** The seasonal adjustment of the Live Register is completed using the X-11 Variant of the US Bureau of Census Method 2 (Additive Option). The seasonally adjusted series are updated twice yearly, in January and July; pending the next updating, seasonal adjustment for intervening months is carried out using projected seasonal factors. In Tables 2a, b and c, the seasonally adjusted totals are the sum of the relevant seasonally adjusted series for males and females, under and over 25 years.

|                                     |   |
|-------------------------------------|---|
| <b>Casual and part time workers</b> | The casual and part time workers' figure is based on an estimate supplied by the Department of Social and Family Affairs. People may apply for Unemployment Benefit / Assistance if they only work for part of a week and be included on the Live Register.   |
| <b>History of Flow Analysis</b>     | The flow analysis of the Live Register had been published monthly as a separate release since January 1989. Similar details were previously included in the Industrial Analysis of the Live Register, which was discontinued.   |
| <b>Live Register Flow Analysis</b>  | Changes in the level of flows on and off the Live Register in any month reflect conditions in the labour market and aspects of the social insurance system such as transfers to or from other welfare schemes, exhaustion of Unemployment Benefit (UB) entitlement without qualifying for Unemployment Assistance (UA) etc.   |
| <b>New registrations</b>            | The aggregate of <i>new registrations</i> for each Friday in a given month is used in conjunction with the <i>net change</i> over the same period to calculate the <i>outflow</i> from the register. A <i>new registration</i> is defined as anybody on the Live Register on a particular Friday who was not on it on the previous Friday.  |
| <b>Live Register Area Analysis</b>  | The basis of the area classification used in this release is the Department of Social and Family Affairs local office of registration. The areas served by Local Employment Offices do not correspond to specific geographic boundaries. Therefore, registrants at a given local office do not necessarily come from a particular region or area which can be precisely delineated. A classification by area of residence of persons on the Live Register was published until January 1989 but was then discontinued. |
| <b>NUTS2 and NUTS3 regions</b>      | The regional classifications in this release are based on the NUTS (Nomenclature of Territorial Units) classification used by Eurostat. The NUTS3 regions correspond to the eight Regional Authorities established under the Local Government Act, 1991 (Regional Authorities) (Establishment) Order, 1993, which came into operation on 1 January 1994. The NUTS2 regions, which were proposed by Government and agreed by Eurostat in 1999, are groupings of the NUTS3 regions. <i>See below.</i>                   |

**Border, Midland and Western NUTS2 Region**

|                |   |
|----------------|---|
| <b>Border</b>  | Cavan<br>Donegal<br>Leitrim<br>Louth<br>Monaghan<br>Sligo |
| <b>Midland</b> | Laoighis<br>Longford<br>Offaly<br>Westmeath               |
| <b>West</b>    | Galway City<br>Galway County<br>Mayo<br>Roscommon         |

**Eastern and Southern NUTS2 Region**

|                   |  |
|-------------------|--|
| <b>Dublin</b>     | Dublin<br>Dun Laoghaire-Rathdown<br>Fingal<br>South Dublin                             |
| <b>Mid-East</b>   | Kildare<br>Meath<br>Wicklow  |
| <b>Mid-West</b>   | Clare<br>Limerick City<br>Limerick County<br>North Tipperary                           |
| <b>South-East</b> | Carlow<br>Kilkenny<br>South Tipperary<br>Waterford City<br>Waterford County<br>Wexford |
| <b>South-West</b> | Cork City<br>Cork County<br>Kerry  |