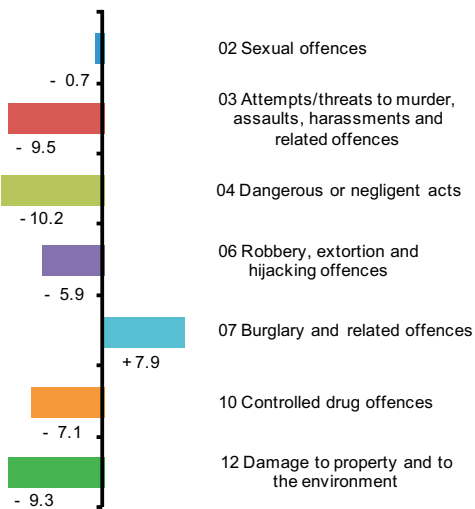




## Recorded Crime

### Quarter 3 2012

**Figure 1: Percentage change between annualised total to Q3, 2011 and 2012 for selected offence groups**



**Table 1.1 Recorded crime incidents classified by offence group, annualised total<sup>1</sup> Q3 2011 and 2012**

ICCSq offence group	Annualised total to Q3			
	2011	2012	Change	% Change
01 Homicide offences	78	64	- 14	- 17.9
02 Sexual offences	1,989	1,976	- 13	- 0.7
03 Attempts or threats to murder, assaults, harassments and related offences	17,238	15,608	-1,630	- 9.5
04 Dangerous or negligent acts	10,285	9,239	-1,046	- 10.2
05 Kidnapping and related offences	111	99	- 12	- 10.8
06 Robbery, extortion and hijacking offences	3,049	2,868	- 181	- 5.9
07 Burglary and related offences	26,607	28,706	+2,099	+ 7.9
08 Theft and related Offences	76,785	75,835	- 950	- 1.2
09 Fraud, deception and related offences	5,265	5,590	+ 325	+ 6.2
10 Controlled drug offences	17,875	16,605	-1,270	- 7.1
11 Weapons and explosives offences	3,787	3,129	- 658	- 17.4
12 Damage to property and to the environment	36,711	33,280	-3,431	- 9.3
13 Public order and other social code offences	50,986	44,874	-6,112	- 12.0
15 Offences against Government, justice procedures and organisation of crime	10,452	9,151	-1,301	- 12.4

<sup>1</sup> The annualised figure for a given quarter is the total number of crimes recorded in the 12 months prior to end of that quarter.

Published by the Central Statistics Office, Ireland.

Ardee Road  
Dublin 6  
Ireland

Shehard Road  
Cork  
Ireland

LoCall: 1890 313 414 (ROI)  
0870 876 0256 (UK/NI)

Tel: +353 1 498 4000  
Fax: +353 1 498 4229

Tel: +353 21 453 5000  
Fax: +353 21 453 5294

Both offices may be contacted through any of these telephone numbers.

CSO on the Web: [www.cso.ie](http://www.cso.ie)  
and go to

People and Society: Crime and Justice

Director General: Pádraig Dalton

Enquiries:

Crime Statistics  
General queries

Crime Statistics Section,  
ext 5264, 5716  
E-mail [crime@cso.ie](mailto:crime@cso.ie)  
Information Section, ext 5021  
[information@cso.ie](mailto:information@cso.ie)

© Central Statistics Office  
The contents of this release may be quoted provided the source is given clearly and accurately. Reproduction for own or internal use is permitted.

On-line ISSN 2009-5171

## Rise in recorded Burglary and Fraud, all other groups fall

Group 07 *Burglary and related offences* rose by 7.9% in the twelve-month period ending in September 2012, compared to the corresponding period in 2011, while Group 09 *Fraud, deception and related offences* rose by 6.2%.

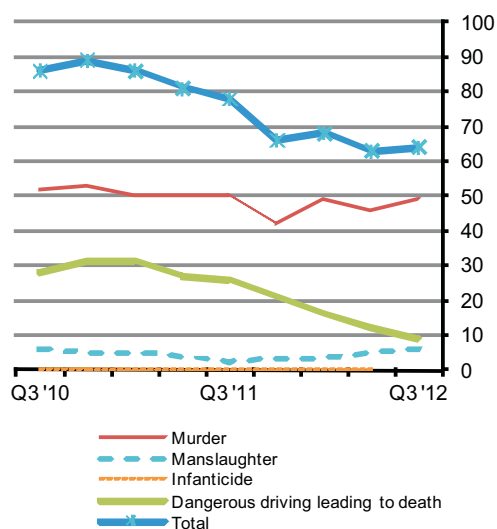
All other groups showed a decrease in recorded offences in the twelve-month period ending in Q3 2012. Of particular note are Group 03 *Attempts or threats to murder, assaults, harassments and related offences* (-9.5%), Group 04 *Dangerous or negligent acts* (-10.2%), Group 11 *Weapons and explosives offences* (-17.4%) and Group 13 *Public order and other social code offences* (-12.0%). See table 1.1 and figure 1.

### Group 01 Homicides Offences

For the 12-month period ending in September 2012, there were 55 recorded *Murder* and *Manslaughter* offences, an increase of 3 on the same period in 2011. The decrease in the number of *Dangerous driving leading to death* offences from 26 in the twelve-month period ending in Q3 2011 to 9 in the twelve-month period ending in Q3 2012 may be due to the fact that all road collision investigations for this period have not yet concluded, which will result in some being reclassified as *Homicide*. See figure 2.

For more information, contact Tricia Brew at 021 453 5490 or Tim Linehan at 021 453 5264.

**Figure 2: Annualised total homicide offences, Q3 2010 to Q3 2012**



### Group 02 Sexual Offences

In the period ending in September 2012, the number of offences recorded in this group decreased slightly (-0.7%) to 1,976, from 1,989 in the corresponding period ending in Q3 2011. Increases were observed for recorded *Sexual assault (not aggravated)* offences (+1.2% to 1,204) and *Rape of a male or female* (+1.7%).

### Group 03 Attempts or Threats to Murder, Assaults, Harassments and Related Offences

The annualised total for recorded *Harassment and related offences* fell by 9.6%, from 1,977 (period ending Q3 2011) to 1,787 (period ending Q3 2012) while *Other Assault* offences fell by 9.0% to 10,252. *Assault causing harm, poisoning* offences fell by 9.7% to 3,263 over the same period.

### Group 04 Dangerous or Negligent Acts

For the period ending September 2012, recorded *Dangerous or negligent acts* offences decreased by over 10% to 9,239 when compared with the twelve-month period ending in September 2011. Most recorded offences in this group related to *Driving/In charge of a vehicle while over legal alcohol limit*, which decreased from 9,239 (the twelve-month period ending in Q3 2011) to 8,457 (the period ending September 2012), a decrease of 8.5%.

### Group 05 Kidnapping and Related Offences

*Kidnapping and related offences* fell by 10.8%, when comparing the twelve-month period ending in September 2011 with the corresponding period ending in September 2012, from 111 to 99.

### Group 06 Robbery, Extortion and Hijacking Offences

Group 06 *Robbery, Extortion and Hijacking Offences* fell by 5.9% between the twelve-month period ending in Q3 2011 and Q3 2012. *Robbery from the person* offences fell by 9.8% to 1,611 in the same period ending in Q3 2012.

### Group 07 Burglary and Related Offences

There were 28,706 recorded *Burglary and related offences* for the 12-month period ending in September 2012, representing an increase of 2,099 (+7.9%) on the corresponding period in 2011. Comparing the same periods, *Aggravated burglary* fell by 17.2% while recorded *Burglary (not aggravated)* offences increased by 8.0% to 27,703. The annualised totals for *Burglary and related offences* are shown in figure 3, and a regional breakdown is shown in Table 3.

### Group 08 Theft and Related Offences

Recorded *Theft from person* offences increased by 40.0% to 4,628 in the twelve-month period ending in Q3 2012, but this was more than offset by recorded *Theft/Taking of vehicle and related offences* falling by 21.0% in the same period to 8,652. *Other thefts, handling stolen property* offences rose slightly (+0.8%) to 42,966.

### Group 09 Fraud, Deception and Related Offences

There were 5,590 recorded *Fraud, deception and related offences* in the twelve-month period ending in Q3 2012. This was an increase of 325 (+6.2%) on the twelve-month period ending in Q3 2011.

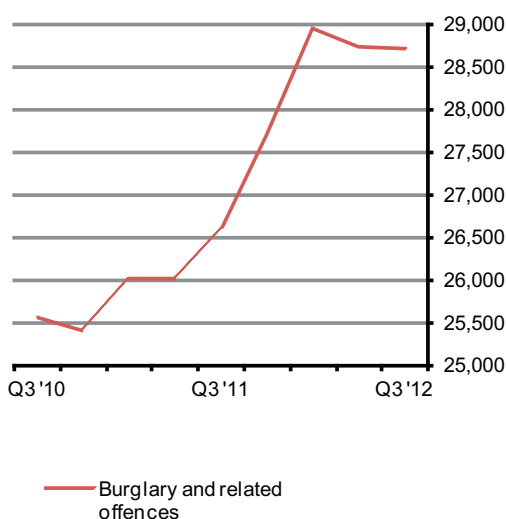
### Group 10 Controlled Drug Offences

In the twelve-month period ending in September 2012, there were 16,605 recorded *Controlled drug offences*, a decrease of 7.1% on the same period ending in September 2011. There were 11,857 recorded offences of *Possession of drugs for personal use* in the twelve-month period ending in Q3 2012, a decrease of over 7% on the same period in 2011.

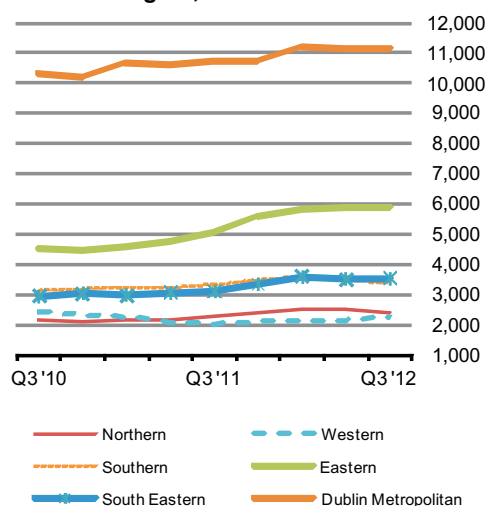
### Group 11 Weapons and Explosives Offences

There were 3,129 Group 11 *Weapons and explosives offences* in the twelve-month period ending in September 2012, a decrease of over 17% on the same period in 2011. *Possession of a firearm* offences fell from 358 in 2011 to 248 in the corresponding period ending in September 2012, a decrease of over 30%. *Offensive weapons offences (nec)* fell from 2,768 to 2,347 over the same period, a decrease of 15.2%.

**Figure 3: Annualised total burglary and related offences, Q3 2010 to Q3 2012**



**Figure 4 Annualised total Burglary and related offences Garda region, Q3 2010 to Q3 2012**



### Group 12 Damage to Property and to the Environment

Recorded *Arson* offences decreased to 2,220 (-10.0%) in the twelve-month period ending in September 2012. The largest number of offences recorded in this group was for *Criminal damage (not arson)*. These offences decreased by 9.5% to 30,822.

### Group 13 Public Order and other Social Code Offences

Recorded *Public order and other social code offences* fell by 12.0% to 44,874. The most frequently occurring offences in this group were under *Disorderly conduct*, which fell from 44,009 to 38,215 in this period. This is equivalent to approximately 105 *Disorderly conduct* offences a day for this period ending in Q3 2012.

### Group 15 Offences against Government, Justice Procedures and Organisation of Crime

There were 9,151 *Offences against Government, justice procedures and organisation of crime* recorded in the twelve-month period ending in September 2012, a decrease of 12.4% when compared with the corresponding 2011 period.

**Table 1 Recorded crime incidents classified by offence group and annualised total<sup>1</sup>, Q3  
2011 and 2012**

ICCSq offence group	Annualised total to Q3			%
	2011	2012	Change	Change
<b>01 Homicide offences</b>	<b>78</b>	<b>64</b>	<b>- 14</b>	<b>- 17.9</b>
01a Murder	50	49	- 1	- 2.0
01b Manslaughter	2	6	+ 4	+200.0
01c Infanticide	0	0	0	-
01d Dangerous driving leading to death	26	9	- 17	- 65.4
<b>02 Sexual offences</b>	<b>1,989</b>	<b>1,976</b>	<b>- 13</b>	<b>- 0.7</b>
02a Rape of a male or female	464	472	+ 8	+ 1.7
02b Defilement of a boy or girl less than 17 years old	143	121	- 22	- 15.4
02c Sexual offence involving mentally impaired person	14	25	+ 11	+ 78.6
02d Aggravated sexual assault	7	10	+ 3	+ 42.9
02e Sexual assault (not aggravated)	1,190	1,204	+ 14	+ 1.2
02f Other sexual offences	171	144	- 27	- 15.8
<b>03 Attempts or threats to murder, assaults, harassments and related offences</b>	<b>17,238</b>	<b>15,608</b>	<b>-1,630</b>	<b>- 9.5</b>
03a Murder-attempt	7	9	+ 2	+ 28.6
03b Murder-threat	377	297	- 80	- 21.2
03c Assault causing harm, poisoning	3,612	3,263	- 349	- 9.7
03d Other assault	11,265	10,252	-1,013	- 9.0
03e Harassment and related offences	1,977	1,787	- 190	- 9.6
<b>04 Dangerous or negligent acts</b>	<b>10,285</b>	<b>9,239</b>	<b>-1,046</b>	<b>- 10.2</b>
04a Dangerous driving causing serious bodily harm	16	5	- 11	- 68.8
04b Driving/In charge of a vehicle while over legal alcohol limit	9,239	8,457	- 782	- 8.5
04c Driving/In charge of a vehicle under the influence of drugs	499	287	- 212	- 42.5
04f Endangerment with potential for serious harm or death	91	70	- 21	- 23.1
04g Abandoning a child, child neglect and cruelty	199	224	+ 25	+ 12.6
04h Unseaworthy/dangerous use of boat or ship	4	4	0	0.0
04i False alarm/interference with aircraft or air transport facilities	4	9	+ 5	+125.0
04j Endangering traffic offences	233	183	- 50	- 21.5
<b>05 Kidnapping and related offences</b>	<b>111</b>	<b>99</b>	<b>- 12</b>	<b>- 10.8</b>
05a False imprisonment	76	67	- 9	- 11.8
05b Abduction of person under 16 years of age	17	18	+ 1	+ 5.9
05c Human trafficking offences	18	14	- 4	- 22.2
<b>06 Robbery, extortion and hijacking offences</b>	<b>3,049</b>	<b>2,868</b>	<b>- 181</b>	<b>- 5.9</b>
06a Robbery of an establishment or institution	1,100	1,082	- 18	- 1.6
06b Robbery of cash or goods in transit	33	49	+ 16	+ 48.5
06c Robbery from the person	1,786	1,611	- 175	- 9.8
06d Blackmail or extortion	20	34	+ 14	+ 70.0
06e Carjacking, hijacking/unlawful seizure of aircraft/vessel	110	92	- 18	- 16.4

<sup>1</sup> The annualised figure for a given quarter is the total number of crimes recorded in the 12 months prior to end of that quarter.

**Table 1 (contd.) Recorded crime incidents classified by offence group and annualised total<sup>1</sup>, Q3 2011 and 2012**

ICCSq offence group	Annualised total to Q3			
	2011	2012	Change	% Change
<b>07 Burglary and related offences</b>	<b>26,607</b>	<b>28,706</b>	<b>+2,099</b>	<b>+ 7.9</b>
07a Aggravated burglary	348	288	- 60	- 17.2
07b Burglary (not aggravated)	25,660	27,703	+2,043	+ 8.0
07c Possession of an article (with intent to burgle, steal, demand)	599	715	+ 116	+ 19.4
<b>08 Theft and related Offences</b>	<b>76,785</b>	<b>75,835</b>	<b>- 950</b>	<b>- 1.2</b>
08a Theft/Taking of vehicle and related offences	10,952	8,652	-2,300	- 21.0
08b Theft from person	3,306	4,628	+1,322	+ 40.0
08c Theft from shop	19,913	19,589	- 324	- 1.6
08d Other thefts, handling stolen property	42,614	42,966	+ 352	+ 0.8
<b>09 Fraud, deception and related offences</b>	<b>5,265</b>	<b>5,590</b>	<b>+ 325</b>	<b>+ 6.2</b>
09a Fraud, deception and related offences	5,265	5,590	+ 325	+ 6.2
<b>10 Controlled drug offences</b>	<b>17,875</b>	<b>16,605</b>	<b>-1,270</b>	<b>- 7.1</b>
10a Importation of drugs	38	34	- 4	- 10.5
10b Cultivation or manufacture of drugs	594	533	- 61	- 10.3
10c Possession of drugs for sale or supply	3,876	3,615	- 261	- 6.7
10d Possession of drugs for personal use	12,791	11,857	- 934	- 7.3
10e Other drug offences	576	566	- 10	- 1.7
<b>11 Weapons and explosives offences</b>	<b>3,787</b>	<b>3,129</b>	<b>- 658</b>	<b>- 17.4</b>
11a Explosives, chemical weapons offences	71	82	+ 11	+ 15.5
11b Discharging a firearm	173	141	- 32	- 18.5
11c Possession of a firearm	358	248	- 110	- 30.7
11d Offensive weapons offences (nec)	2,768	2,347	- 421	- 15.2
11e Fireworks offences	417	311	- 106	- 25.4
<b>12 Damage to property and to the environment</b>	<b>36,711</b>	<b>33,280</b>	<b>-3,431</b>	<b>- 9.3</b>
12a Arson	2,445	2,200	- 245	- 10.0
12b Criminal damage (not arson)	34,051	30,822	-3,229	- 9.5
12c Litter offences	215	258	+ 43	+ 20.0
<b>13 Public order and other social code offences</b>	<b>50,986</b>	<b>44,874</b>	<b>-6,112</b>	<b>- 12.0</b>
13a Disorderly conduct	44,009	38,215	-5,794	- 13.2
13b Trespass offences	3,665	3,376	- 289	- 7.9
13c Liquor licensing offences	2,421	2,040	- 381	- 15.7
13d Prostitution offences	241	178	- 63	- 26.1
13e Regulated betting or money, collection or trading offences	332	293	- 39	- 11.7
13f Other social code offences (nec)	318	772	+ 454	+142.8
<b>15 Offences against Government, justice procedures and organisation of crime</b>	<b>10,452</b>	<b>9,151</b>	<b>-1,301</b>	<b>- 12.4</b>
15a Offences against government and its agents (nec)	422	262	- 160	- 37.9
15b Organisation of crime and conspiracy to commit crime	15	20	+ 5	+ 33.3
15c Perverting the course of justice	95	98	+ 3	+ 3.2
15d Offences while in custody, breach of court orders	9,920	8,771	-1,149	- 11.6

<sup>1</sup> The annualised figure for a given quarter is the total number of crimes recorded in the 12 months prior to end of that quarter.

**Table 2.1a Recorded crime incidents, Group 01 to Group 05, Q1 2009 to Q4 2010**

ICCSq offence group	2009					2010				
	Q1	Q2	Q3	Q4	Total	Q1	Q2	Q3	Q4	Total
<b>01 Homicide offences</b>	<b>25</b>	<b>29</b>	<b>17</b>	<b>17</b>	<b>88</b>	<b>27</b>	<b>23</b>	<b>19</b>	<b>20</b>	<b>89</b>
01a Murder	15	16	12	13	56	16	12	11	14	53
01b Manslaughter	2	1	0	1	4	2	1	2	0	5
01c Infanticide	0	0	0	0	0	0	0	0	0	0
01d Dangerous driving leading to death	8	12	5	3	28	9	10	6	6	31
<b>02 Sexual offences</b>	<b>442</b>	<b>386</b>	<b>338</b>	<b>314</b>	<b>1,480</b>	<b>688</b>	<b>659</b>	<b>630</b>	<b>391</b>	<b>2,368</b>
02a Rape of a male or female	113	89	98	76	376	122	117	135	105	479
02b Defilement of a boy or girl less than 17 years old	45	22	22	15	104	45	48	42	22	157
02c Sexual offence involving mentally impaired person	1	3	0	4	8	4	4	4	4	16
02d Aggravated sexual assault	1	3	2	2	8	4	0	2	1	7
02e Sexual assault (not aggravated)	259	242	198	195	894	480	438	387	227	1,532
02f Other sexual offences	23	27	18	22	90	33	52	60	32	177
<b>03 Attempts or threats to murder, assaults, harassments and related offences</b>	<b>4,543</b>	<b>4,728</b>	<b>4,763</b>	<b>4,319</b>	<b>18,353</b>	<b>4,269</b>	<b>4,608</b>	<b>4,643</b>	<b>4,184</b>	<b>17,704</b>
03a Murder-attempt	2	1	3	1	7	1	1	2	2	6
03b Murder-threat	53	55	56	61	225	85	110	90	76	361
03c Assault causing harm, poisoning	894	992	969	878	3,733	900	944	997	872	3,713
03d Other assault	2,910	3,036	3,100	2,801	11,847	2,636	2,983	2,947	2,759	11,325
03e Harassment and related offences	684	644	635	578	2,541	647	570	607	475	2,299
<b>04 Dangerous or negligent acts</b>	<b>4,242</b>	<b>4,245</b>	<b>3,721</b>	<b>3,324</b>	<b>15,532</b>	<b>3,079</b>	<b>3,257</b>	<b>3,035</b>	<b>2,722</b>	<b>12,093</b>
04a Dangerous driving causing serious bodily harm	8	4	5	1	18	6	6	3	3	18
04b Driving/In charge of a vehicle while over legal alcohol limit	3,735	3,769	3,288	2,979	13,771	2,634	2,883	2,737	2,428	10,682
04c Driving/In charge of a vehicle under the influence of drugs	256	257	214	164	891	172	156	135	139	602
04f Endangerment with potential for serious harm/death	24	11	18	12	65	10	12	20	12	54
04g Abandoning a child, child neglect and cruelty	150	136	133	101	520	188	149	65	53	455
04h Unseaworthy/dangerous use of boat or ship	0	2	1	0	3	0	1	8	0	9
04i False alarm/interference with aircraft or air transport facilities	6	6	7	2	21	1	2	3	0	6
04j Endangering traffic offences	63	60	55	65	243	68	48	64	87	267
<b>05 Kidnapping and related offences</b>	<b>40</b>	<b>38</b>	<b>41</b>	<b>27</b>	<b>146</b>	<b>33</b>	<b>44</b>	<b>28</b>	<b>29</b>	<b>134</b>
05a False imprisonment	27	19	21	17	84	22	26	15	21	84
05b Abduction of person under 16 years of age	2	2	5	4	13	5	4	5	6	20
05c Human trafficking offences	11	17	15	6	49	6	14	8	2	30

**Table 2.2a Recorded crime incidents, Group 06 to Group 12, Q1 2009 to Q4 2010**

ICCSq offence group	2009					2010				
	Q1	Q2	Q3	Q4	Total	Q1	Q2	Q3	Q4	Total
<b>06 Robbery, extortion and hijacking offences</b>	<b>677</b>	<b>576</b>	<b>589</b>	<b>649</b>	<b>2,491</b>	<b>833</b>	<b>765</b>	<b>718</b>	<b>880</b>	<b>3,196</b>
06a Robbery of an establishment or institution	332	240	194	264	1,030	328	238	189	330	1,085
06b Robbery of cash or goods in transit	6	3	6	9	24	5	6	5	5	21
06c Robbery from the person	308	304	352	346	1,310	466	483	492	504	1,945
06d Blackmail or extortion	5	3	5	10	23	5	6	5	7	23
06e Carjacking, hijacking/unlawful seizure of aircraft/vessel	26	26	32	20	104	29	32	27	34	122
<b>07 Burglary and related offences</b>	<b>6,352</b>	<b>6,245</b>	<b>7,210</b>	<b>7,104</b>	<b>26,911</b>	<b>6,158</b>	<b>6,250</b>	<b>6,049</b>	<b>6,963</b>	<b>25,420</b>
07a Aggravated burglary	98	81	92	97	368	88	72	79	94	333
07b Burglary (not aggravated)	6,172	6,039	7,005	6,898	26,114	5,984	6,035	5,831	6,728	24,578
07c Possession of an article (with intent to burgle, steal, demand)	82	125	113	109	429	86	143	139	141	509
<b>08 Theft and related offences</b>	<b>18,673</b>	<b>19,985</b>	<b>19,997</b>	<b>18,376</b>	<b>77,031</b>	<b>18,350</b>	<b>20,049</b>	<b>20,028</b>	<b>18,401</b>	<b>76,828</b>
08a Theft/Taking of vehicle and related offences	3,585	3,363	3,251	2,930	13,129	2,897	2,885	2,793	2,835	11,410
08b Theft from person	659	660	651	721	2,691	749	750	690	682	2,871
08c Theft from shop	5,033	5,366	5,146	5,120	20,665	5,006	5,557	5,280	5,050	20,893
08d Other thefts, handling stolen property	9,396	10,596	10,949	9,605	40,546	9,698	10,857	11,265	9,834	41,654
<b>09 Fraud, deception and related offences</b>	<b>1,351</b>	<b>1,311</b>	<b>1,177</b>	<b>1,108</b>	<b>4,947</b>	<b>1,324</b>	<b>1,256</b>	<b>1,245</b>	<b>1,163</b>	<b>4,988</b>
09a Fraud, deception and related offences	1,351	1,311	1,177	1,108	4,947	1,324	1,256	1,245	1,163	4,988
<b>10 Controlled drug offences</b>	<b>5,623</b>	<b>5,790</b>	<b>5,986</b>	<b>4,583</b>	<b>21,982</b>	<b>4,735</b>	<b>5,483</b>	<b>5,606</b>	<b>4,181</b>	<b>20,005</b>
10a Importation of drugs	18	8	9	11	46	9	5	9	6	29
10b Cultivation or manufacture of drugs	53	65	80	75	273	65	129	194	150	538
10c Possession of drugs for sale or supply	984	1,051	1,073	921	4,029	1,047	1,028	1,158	926	4,159
10d Possession of drugs for personal use	4,358	4,447	4,610	3,402	16,817	3,444	4,103	4,041	2,935	14,523
10e Other drug offences	210	219	214	174	817	170	218	204	164	756
<b>11 Weapons and explosives offences</b>	<b>966</b>	<b>932</b>	<b>1,020</b>	<b>1,146</b>	<b>4,064</b>	<b>877</b>	<b>1,026</b>	<b>947</b>	<b>1,249</b>	<b>4,099</b>
11a Explosives, chemical weapons offences	11	7	15	13	46	9	13	7	12	41
11b Discharging a firearm	72	67	56	31	226	49	47	37	44	177
11c Possession of a firearm	101	101	113	106	421	104	90	92	129	415
11d Offensive weapons offences (nec)	771	751	811	650	2,983	698	869	763	710	3,040
11e Fireworks offences	11	6	25	346	388	17	7	48	354	426
<b>12 Damage to property and to the environment</b>	<b>10,914</b>	<b>10,892</b>	<b>10,640</b>	<b>9,884</b>	<b>42,330</b>	<b>9,634</b>	<b>10,088</b>	<b>9,787</b>	<b>9,860</b>	<b>39,369</b>
12a Arson	747	785	811	681	3,024	546	693	640	709	2,588
12b Criminal damage (not arson)	10,112	10,035	9,787	9,161	39,095	9,028	9,319	9,102	9,114	36,563
12c Litter offences	55	72	42	42	211	60	76	45	37	218

**Table 2.3a Recorded crime incidents, Group 13 and Group 15, Q1 2009 to Q4 2010**

ICCSq offence group	2009					2010				
	Q1	Q2	Q3	Q4	Total	Q1	Q2	Q3	Q4	Total
<b>13 Public order and other social code offences</b>	<b>13,776</b>	<b>14,924</b>	<b>14,749</b>	<b>13,902</b>	<b>57,351</b>	<b>12,482</b>	<b>14,389</b>	<b>14,651</b>	<b>13,421</b>	<b>54,943</b>
13a Disorderly conduct	11,877	12,900	12,741	11,951	49,469	10,701	12,267	12,693	11,687	47,348
13b Trespass offences	889	997	986	921	3,793	800	1,138	1,028	820	3,786
13c Liquor licensing offences	825	832	815	813	3,285	783	750	668	625	2,826
13d Prostitution offences	29	21	17	26	93	24	52	57	72	205
13e Regulated betting/money collection/trading offences	98	95	130	129	452	115	86	110	118	429
13f Other social code offences (nec)	58	79	60	62	259	59	96	95	99	349
<b>15 Offences against Government, justice procedures and organisation of crime</b>	<b>3,282</b>	<b>3,139</b>	<b>2,833</b>	<b>2,647</b>	<b>11,901</b>	<b>2,980</b>	<b>3,039</b>	<b>2,702</b>	<b>2,688</b>	<b>11,409</b>
15a Offences against government and its agents (nec)	171	134	136	130	571	98	117	88	62	365
15b Organisation of crime and conspiracy to commit crime	2	3	0	0	5	5	3	4	6	18
15c Perverting the course of justice	41	37	40	33	151	27	12	26	30	95
15d Offences while in custody, breach of court orders	3,068	2,965	2,657	2,484	11,174	2,850	2,907	2,584	2,590	10,931



**Table 2.1b Recorded crime incidents, Group 01 to Group 05, Q1 2011 to Q3 2012**

ICCSq offence group	2011					2012		
	Q1	Q2	Q3	Q4	Total	Q1	Q2	Q3
<b>01 Homicide offences</b>	<b>24</b>	<b>18</b>	<b>16</b>	<b>8</b>	<b>66</b>	<b>26</b>	<b>13</b>	<b>17</b>
01a Murder	13	12	11	6	42	20	9	14
01b Manslaughter	2	0	0	1	3	2	2	1
01c Infanticide	0	0	0	0	0	0	0	0
01d Dangerous driving leading to death	9	6	5	1	21	4	2	2
<b>02 Sexual offences</b>	<b>582</b>	<b>476</b>	<b>540</b>	<b>416</b>	<b>2,014</b>	<b>604</b>	<b>490</b>	<b>466</b>
02a Rape of a male or female	140	103	116	104	463	138	122	108
02b Defilement of a boy or girl less than 17 years old	49	46	26	27	148	46	24	24
02c Sexual offence involving mentally impaired person	1	6	3	3	13	11	10	1
02d Aggravated sexual assault	2	3	1	4	10	2	3	1
02e Sexual assault (not aggravated)	350	258	355	242	1,205	370	298	294
02f Other sexual offences	40	60	39	36	175	37	33	38
<b>03 Attempts or threats to murder, assaults, harassments and related offences</b>	<b>4,379</b>	<b>4,368</b>	<b>4,307</b>	<b>4,008</b>	<b>17,062</b>	<b>4,012</b>	<b>3,850</b>	<b>3,738</b>
03a Murder-attempt	2	2	1	2	7	5	1	1
03b Murder-threat	108	104	89	93	394	87	56	61
03c Assault causing harm, poisoning	935	895	910	844	3,584	834	777	808
03d Other assault	2,777	2,888	2,841	2,619	11,125	2,604	2,549	2,480
03e Harassment and related offences	557	479	466	450	1,952	482	467	388
<b>04 Dangerous or negligent acts</b>	<b>2,620</b>	<b>2,428</b>	<b>2,515</b>	<b>2,383</b>	<b>9,946</b>	<b>2,368</b>	<b>2,348</b>	<b>2,140</b>
04a Dangerous driving causing serious bodily harm	5	3	5	0	13	3	2	0
04b Driving/In charge of a vehicle while over legal alcohol limit	2,346	2,198	2,267	2,179	8,990	2,144	2,150	1,984
04c Driving/In charge of a vehicle under the influence of drugs	131	125	104	79	439	84	77	47
04f Endangerment with potential for serious harm/death	17	29	33	21	100	18	18	13
04g Abandoning a child, child neglect and cruelty	66	35	45	50	196	70	49	55
04h Unseaworthy/dangerous use of boat or ship	1	3	0	0	4	0	2	2
04i False alarm/interference with aircraft or air transport facilities	0	0	4	1	5	2	3	3
04j Endangering traffic offences	54	35	57	53	199	47	47	36
<b>05 Kidnapping and related offences</b>	<b>28</b>	<b>21</b>	<b>33</b>	<b>27</b>	<b>109</b>	<b>22</b>	<b>29</b>	<b>21</b>
05a False imprisonment	18	15	22	21	76	11	20	15
05b Abduction of person under 16 years of age	3	3	5	3	14	6	5	4
05c Human trafficking offences	7	3	6	3	19	5	4	2

**Table 2.2b Recorded crime incidents, Group 06 to Group 12, Q1 2011 to Q3 2012**

ICCSq offence group	2011					2012		
	Q1	Q2	Q3	Q4	Total	Q1	Q2	Q3
<b>06 Robbery, extortion and hijacking offences</b>	<b>808</b>	<b>652</b>	<b>709</b>	<b>763</b>	<b>2,932</b>	<b>792</b>	<b>647</b>	<b>666</b>
06a Robbery of an establishment or institution	300	225	245	303	1,073	338	230	211
06b Robbery of cash or goods in transit	9	9	10	11	39	17	16	5
06c Robbery from the person	457	392	433	414	1,696	405	370	422
06d Blackmail or extortion	8	2	3	11	24	6	11	6
06e Carjacking, hijacking/unlawful seizure of aircraft/vessel	34	24	18	24	100	26	20	22
<b>07 Burglary and related offences</b>	<b>6,744</b>	<b>6,252</b>	<b>6,648</b>	<b>8,051</b>	<b>27,695</b>	<b>8,004</b>	<b>6,019</b>	<b>6,632</b>
07a Aggravated burglary	97	81	76	82	336	75	52	79
07b Burglary (not aggravated)	6,505	6,018	6,409	7,792	26,724	7,759	5754	6398
07c Possession of an article (with intent to burgle, steal, demand)	142	153	163	177	635	170	213	155
<b>08 Theft and related offences</b>	<b>19,568</b>	<b>19,087</b>	<b>19,729</b>	<b>18,591</b>	<b>76,975</b>	<b>18,862</b>	<b>19,171</b>	<b>19,211</b>
08a Theft/Taking of vehicle and related offences	3,039	2,595	2,483	2,276	10,393	2,238	2023	2115
08b Theft from person	857	761	1,006	1,060	3,684	1,064	1170	1334
08c Theft from shop	4,686	4,916	5,261	5,126	19,989	4,644	4954	4865
08d Other thefts, handling stolen property	10,986	10,815	10,979	10,129	42,909	10,916	11024	10897
<b>09 Fraud, deception and related offences</b>	<b>1,565</b>	<b>1,210</b>	<b>1,327</b>	<b>1,269</b>	<b>5,371</b>	<b>1,744</b>	<b>1,295</b>	<b>1,282</b>
09a Fraud, deception and related offences	1,565	1,210	1,327	1,269	5,371	1,744	1295	1282
<b>10 Controlled drug offences</b>	<b>4,223</b>	<b>4,508</b>	<b>4,963</b>	<b>4,001</b>	<b>17,695</b>	<b>4,307</b>	<b>4,372</b>	<b>3,925</b>
10a Importation of drugs	11	12	9	9	41	8	11	6
10b Cultivation or manufacture of drugs	102	154	188	136	580	109	140	148
10c Possession of drugs for sale or supply	1,009	933	1,008	924	3,874	1,015	893	783
10d Possession of drugs for personal use	2,983	3,264	3,609	2,818	12,674	3,028	3173	2838
10e Other drug offences	118	145	149	114	526	147	155	150
<b>11 Weapons and explosives offences</b>	<b>885</b>	<b>792</b>	<b>861</b>	<b>946</b>	<b>3,484</b>	<b>757</b>	<b>740</b>	<b>686</b>
11a Explosives, chemical weapons offences	20	25	14	19	78	18	27	18
11b Discharging a firearm	53	37	39	34	163	38	39	30
11c Possession of a firearm	90	74	65	65	294	66	54	63
11d Offensive weapons offences (nec)	711	648	699	571	2,629	627	613	536
11e Fireworks offences	11	8	44	257	320	8	7	39
<b>12 Damage to property and to the environment</b>	<b>9,508</b>	<b>8,829</b>	<b>8,514</b>	<b>8,724</b>	<b>35,575</b>	<b>8,709</b>	<b>7,932</b>	<b>7,915</b>
12a Arson	568	583	585	589	2,325	505	560	546
12b Criminal damage (not arson)	8,871	8,188	7,878	8,100	33,037	8,128	7297	7297
12c Litter offences	69	58	51	35	213	76	75	72

**Table 2.3b Recorded crime incidents, Group 13 and Group 15, Q1 2011 to Q3 2012**

ICCSq offence group	2011					2012		
	Q1	Q2	Q3	Q4	Total	Q1	Q2	Q3
<b>13 Public order and other social code offences</b>	<b>12,839</b>	<b>12,074</b>	<b>12,652</b>	<b>11,495</b>	<b>49,060</b>	<b>11,025</b>	<b>10,996</b>	<b>11,358</b>
13a Disorderly conduct	11,089	10,335	10,898	9,815	42,137	9,389	9300	9711
13b Trespass offences	920	971	954	735	3,580	849	915	877
13c Liquor licensing offences	618	586	592	545	2,341	503	491	501
13d Prostitution offences	79	44	46	59	228	43	46	30
13e Regulated betting/money collection/trading offences	68	63	83	85	299	57	79	72
13f Other social code offences (nec)	65	75	79	256	475	184	165	167
<b>15 Offences against Government, justice procedures and organisation of crime</b>	<b>2,826</b>	<b>2,556</b>	<b>2,382</b>	<b>2,415</b>	<b>10,179</b>	<b>2,565</b>	<b>2,239</b>	<b>1,932</b>
15a Offences against government and its agents (nec)	123	119	118	86	446	73	54	49
15b Organisation of crime and conspiracy to commit crime	4	4	1	13	22	0	4	3
15c Perverting the course of justice	26	18	21	21	86	34	15	28
15d Offences while in custody, breach of court orders	2,673	2,415	2,242	2,295	9,625	2,458	2166	1852

**Table 3 Recorded crime incidents classified by offence group, Garda region and annualised total<sup>1</sup> Q3, 2011 and 2012**

ICCSq offence group	Garda region						
	Northern	Western	Southern	Eastern	South Eastern	Dublin Metropolitan	State
<b>Annualised total to Q3 2012</b>							
01 Homicide offences	9	4	16	6	10	19	<b>64</b>
02 Sexual offences	254	211	426	291	229	565	<b>1,976</b>
03 Attempts or threats to murder, assaults, harassments and related offences	2,116	1,787	3,051	2,347	1,897	4,410	<b>15,608</b>
04 Dangerous or negligent acts	1,155	1,045	1,827	1,402	1,318	2,492	<b>9,239</b>
05 Kidnapping and related offences	8	10	12	14	12	43	<b>99</b>
06 Robbery, extortion and hijacking offences	154	69	227	263	158	1,997	<b>2,868</b>
07 Burglary and related offences	2,438	2,268	3,369	5,926	3,558	11,147	<b>28,706</b>
08 Theft and related Offences	5,001	5,456	10,674	10,208	6,936	37,560	<b>75,835</b>
09 Fraud, deception and related offences	519	508	669	807	474	2,613	<b>5,590</b>
10 Controlled drug offences	1,187	1,114	3,059	2,049	1,922	7,274	<b>16,605</b>
11 Weapons and explosives offences	210	215	522	408	318	1,456	<b>3,129</b>
12 Damage to property and to the environment	3,161	2,697	5,656	4,944	3,404	13,418	<b>33,280</b>
13 Public order and other social code offences	4,985	5,174	10,615	4,867	5,609	13,624	<b>44,874</b>
15 Offences against Government, justice procedures and organisation of crime	528	642	1,158	955	671	5,197	<b>9,151</b>
<b>Annualised total to Q3 2011</b>							
01 Homicide offences	9	10	21	8	8	22	<b>78</b>
02 Sexual offences	238	217	389	293	254	598	<b>1,989</b>
03 Attempts or threats to murder, assaults, harassments and related offences	2,285	1,980	3,165	2,497	2,249	5,062	<b>17,238</b>
04 Dangerous or negligent acts	1,370	1,245	2,040	1,488	1,338	2,804	<b>10,285</b>
05 Kidnapping and related offences	19	8	18	17	11	38	<b>111</b>
06 Robbery, extortion and hijacking offences	122	77	299	304	184	2,063	<b>3,049</b>
07 Burglary and related offences	2,315	2,058	3,329	5,064	3,127	10,714	<b>26,607</b>
08 Theft and related Offences	5,456	5,369	11,377	10,930	7,394	36,259	<b>76,785</b>
09 Fraud, deception and related offences	516	511	706	767	423	2,342	<b>5,265</b>
10 Controlled drug offences	1,380	1,145	3,396	2,355	2,132	7,467	<b>17,875</b>
11 Weapons and explosives offences	340	237	659	431	358	1,762	<b>3,787</b>
12 Damage to property and to the environment	3,606	2,961	6,449	5,337	3,971	14,387	<b>36,711</b>
13 Public order and other social code offences	5,731	5,743	11,626	5,719	6,183	15,984	<b>50,986</b>
15 Offences against Government, justice procedures and organisation of crime	541	770	1,350	1,042	1,018	5,731	<b>10,452</b>
<b>Annualised total change to Q3 2012</b>							
01 Homicide offences	0	- 6	- 5	- 2	+ 2	- 3	- 14
02 Sexual offences	+ 16	- 6	+ 37	- 2	- 25	- 33	- 13
03 Attempts or threats to murder, assaults, harassments and related offences	- 169	- 193	- 114	- 150	- 352	- 652	- 1,630
04 Dangerous or negligent acts	- 215	- 200	- 213	- 86	- 20	- 312	- 1,046
05 Kidnapping and related offences	- 11	+ 2	- 6	- 3	+ 1	+ 5	- 12
06 Robbery, extortion and hijacking offences	+ 32	- 8	- 72	- 41	- 26	- 66	- 181
07 Burglary and related offences	+ 123	+ 210	+ 40	+ 862	+ 431	+ 433	+ 2,099
08 Theft and related Offences	- 455	+ 87	- 703	- 722	- 458	+ 1,301	- 950
09 Fraud, deception and related offences	+ 3	- 3	- 37	+ 40	+ 51	+ 271	+ 325
10 Controlled drug offences	- 193	- 31	- 337	- 306	- 210	- 193	- 1,270
11 Weapons and explosives offences	- 130	- 22	- 137	- 23	- 40	- 306	- 658
12 Damage to property and to the environment	- 445	- 264	- 793	- 393	- 567	- 969	- 3,431
13 Public order and other social code offences	- 746	- 569	- 1,011	- 852	- 574	- 2,360	- 6,112
15 Offences against Government, justice procedures and organisation of crime	- 13	- 128	- 192	- 87	- 347	- 534	- 1,301

<sup>1</sup> The annualised figure for a given quarter is the total number of crimes recorded in the 12 months prior to end of that quarter.

## Background Notes

**Introduction** The Crime Incidents, Quarter 3, 2012 release provides provisional figures for the number of offences recorded by An Garda Síochána, based on the Irish Crime Classification System (ICCS) but excluding elements of Group 4 (*Dangerous or Negligent Acts*), and all of Groups 14 (*Road and Traffic Offences (Not Elsewhere Classified or nec)*) and 16 (*Offences Not Elsewhere Classified*). Figures are provided from Quarter 1, 2009 to Quarter 3, 2012. The information supplied in this report refers only to crime incidents known to An Garda Síochána and recorded as such in the Garda PULSE (Police Using Leading Systems Effectively) system. Because of timing issues with respect to the extraction of data, figures may be revised subsequent to this publication.

**Crime recording** Incidents reported or which become known to members of An Garda Síochána are recorded when, on the balance of probability, a Garda determines that a criminal offence defined by law has taken place, and there is no credible evidence to the contrary. If it is subsequently determined that a criminal offence did not take place, the criminal offence recorded is invalidated and is not counted in the statistics. If a person makes a report and subsequently withdraws it by stating that the criminal act did not take place, then this too is invalidated unless there is evidence to suggest that, by reasonable probability, the offence has taken place. For criminal offences where victim confirmation is required (e.g. assault, fraud), a criminal offence is recorded only where the victim confirms the offence or where there is evidence to suggest that by reasonable probability it occurred. Another important feature of a recorded offence is that it is based on the date reported to, or that it became known to, the Gardaí. This has major implications for some offence types. Notable amongst these are sexual offences, as it has often been the case that such incidents have been reported to An Garda Síochána many years (sometimes decades) after the event(s). Thus a sexual assault, which occurred in 1960, would be included in the statistics for 2008 if it was first reported in that year.

**Crime classification** A criminal offence is classified as a particular offence type at the initial recording of that offence. However, upon investigation, it may later become apparent that an alternative offence type should be used. In this event, the record is amended to reflect this. Re-classification on the basis of court proceedings only occurs in relation to homicide offences. A murder offence is reclassified as manslaughter when a charge of manslaughter commences or when a murder charge results in a conviction for manslaughter. It is also possible, though more rare, that an incident originally classified as manslaughter may be re-classified as murder. Also, a re-classification to a homicide offence occurs when, for example, a serious assault has been recorded and, some time later, the victim dies as a consequence of the assault.

**General counting rules** Crime counting rules are applied to all criminal offences for the purposes of the statistics. The following are the main rules relevant to the quarterly figures:

**Primary Offence Rule:** Where two or more criminal offences are disclosed in a single episode, it is the primary criminal offence that is counted. The primary offence is that offence which the greater penalty may apply. Where offences have similar penalties, offences against the person take precedence over offences against property for the purpose of determining the primary offence.

**One Offence Counts Per Victim:** One offence counts per victim involved with the exceptions of cheque/credit card fraud and burglary. Under certain circumstances, the cheque/credit card exception necessitates that a series of these offences counts as one crime where the originating bank ultimately suffers the loss. The burglary exception dictates that one burglary offence is counted where property belonging to two or more victims is stolen (or damaged) during a single burglary.

**Continuous Series Involving the Same Victim and Same Offender:** A continuous series of offences against the same victim involving the same offender counts as one offence.

## ICCSq Offence Groups

<b>01 Homicide offences</b>	01a	Murder	Murder
	01b	Manslaughter	Manslaughter
	01c	Infanticide	Infanticide
	01d	Dangerous driving leading to death	Manslaughter (traffic fatality) Dangerous driving causing death
<b>02 Sexual offences</b>	02a	Rape of a male or female	Rape of a male or female Rape Section 4
	02b	Defilement of a boy or girl less than 17 years old	Unlawful carnal knowledge / Criminal law (Sexual Offences Act) 2006 Buggery
	02c	Sexual offence involving mentally impaired person	Sexual offence involving mentally impaired person
	02d	Aggravated sexual assault	Aggravated sexual assault
	02e	Sexual assault (not aggravated)	Sexual assault
	02f	Other sexual offences	Incest Child pornography offences Child pornography – obstruction of warrant Gross indecency
<b>03 Attempts or threats to murder, assaults, harassments and related offences</b>	03a	Murder-attempt	Murder-attempt
	03b	Murder-threat	Murder-threat
	03c	Assault causing harm, poisoning	Assault causing harm Poisoning
	03d	Other assault	Assault or obstruction of Garda/official, resisting arrest Minor assault
	03e	Harassment and related offences	Coercion Harassment, stalking, threats Demanding payment of debt causing alarm Housing Act Menacing phone calls Incitement to hatred offences
<b>04 Dangerous or negligent acts</b>	04a	Dangerous driving causing serious bodily harm	Dangerous driving causing serious bodily harm
	04b	Driving/In charge of a vehicle while over legal alcohol limit	Driving/In charge of a vehicle while over legal alcohol limit
	04c	Driving/In charge of a vehicle under the influence of drugs	Driving/In charge of a vehicle under the influence of drugs
	04f	Endangerment with potential for serious harm or death	Endangerment with potential for serious harm or death
	04g	Abandoning a child, child neglect and cruelty	Abandoning a child, child neglect and cruelty
	04h	Unseaworthy/dangerous use of boat or ship	Unseaworthy/dangerous use of boat or ship
	04i	False alarm/interference with aircraft or air transport facilities	False alarm/interference with aircraft or air transport facilities
	04j	Endangering traffic offences	Endangering traffic offences
<b>05 Kidnapping and related offences</b>	05a	False imprisonment	False imprisonment
	05b	Abduction of person under 16 years of age	Abduction of person under 16 years of age
	05c	Human trafficking offences	Human trafficking offences

<b>06 Robbery, extortion and hijacking offences</b>	06a	Robbery of an establishment or institution	Robbery of an establishment or institution
	06b	Robbery of cash or goods in transit	Robbery of cash or goods in transit
	06c	Robbery from the person	Robbery from the person
	06d	Blackmail or extortion	Blackmail or extortion
	06e	Carjacking, hijacking/unlawful seizure of aircraft/vessel	Carjacking, hijacking/unlawful seizure of aircraft/vessel
<b>07 Burglary and related offences</b>	07a	Aggravated burglary	Aggravated burglary
	07b	Burglary (not aggravated)	Burglary (not aggravated)
	07c	Possession of an article (with intent to burgle, steal, demand)	Possession of an article (with intent to burgle, steal, demand)
<b>08 Theft and related Offences</b>	08a	Theft/Taking of vehicle and related offences	Theft/Unauthorised taking of vehicle Interfering with vehicle (with intent to steal item or vehicle)
	08b	Theft from person	Theft from person
	08c	Theft from shop	Theft from shop
	08d	Other thefts, handling stolen property	Theft from vehicle Theft/ Unauthorised taking of a pedal cycle Theft of, or interference with, mail Handling or possession of stolen property Theft of other property
<b>09 Fraud, deception and related offences</b>	09a	Fraud, deception and related offences	Fraud, deception, false pretence offences Forging an instrument to defraud Possession of an article for use in fraud, deception or extortion Falsification of accounts Offences under the Companies Act Offences under the Investment Intermediaries Act Offences under the Stock Exchange Act Money laundering Embezzlement Fraud against the European Union Importation/Sale/Supply of tobacco Counterfeiting notes and coins Counterfeiting of goods Bad debts criminal (Debtors Ireland) Corruption (involving public office holder)
<b>10 Controlled drug offences</b>	10a	Importation of drugs	Importation of drugs
	10b	Cultivation or manufacture of drugs	Cultivation or manufacture of drugs
	10c	Possession of drugs for sale or supply	Possession of drugs for sale or supply
	10d	Possession of drugs for personal use	Possession of drugs for personal use
	10e	Other drug offences	Forged or altered prescription offences obstruction under the Drugs Act
<b>11 Weapons and explosives offences</b>	11a	Explosives, chemical weapons offences	Causing an explosion Making of explosives Possession of explosives Chemical weapons offences
	11b	Discharging a firearm	Discharging a firearm
	11c	Possession of a firearm	Possession of a firearm
	11d	Offensive weapons offences (nec)	Possession of offensive weapons (not firearms)
	11e	Fireworks offences	Fireworks offences (for sale, igniting etc.)

<b>12 Damage to property and to the environment</b>	12a Arson	Arson
	12b Criminal damage (not arson)	Criminal damage (not arson)
	12c Litter offences	Litter offences
<b>13 Public order and other social code offences</b>	13a Disorderly conduct	Affray/Riot/Violent disorder Public order offences Drunkenness offences Air rage-disruptive or drunken behaviour on aircraft
	13b Trespass offences	Forcible entry and occupation (not burglary) Trespass on lands or enclosed areas
	13c Liquor licensing offences	Liquor licensing offences Registered clubs offences Special restaurant offences Provision of intoxicating liquor to under 18 year olds Purchase or consumption of alcohol by under 18 year olds Sale of intoxicating liquor to under 18 year olds
	13d Prostitution offences	Brothel keeping Organisation of prostitution Prostitution, including soliciting etc.
	13e Regulated betting or money, collection or trading offences	Offences under the Betting Acts Collecting money without permit, unauthorised collection Offences under Gaming and Lotteries Acts Permit/License offences for casual/street trading
	13f Other social code offences (nec)	Allowing a child (under 16 years) to beg Bigamy Bestiality Indecency Begging
<b>15 Offences against Government, justice procedures and organisation of crime</b>	15a Offences against government and its agents (nec)	Treason Breaches of Offences Against the State Acts Breaches of Official Secrets Act Impersonating member of An Garda Síochána Electoral offences including personation Public mischief-annoying phone calls, wasting police time Criminal Assets Bureau offences Non compliance with Garda direction
	15b Organisation of crime and conspiracy to commit crime	Criminal organisation offences (organised crime) Conspiracy to commit a crime
	15c Perverting the course of justice	Perjury Interfering with a jury (embracery) Assisting offenders Public mischief, pervert course of justice, conceal offence



**15 Offences against  
Government,  
justice procedures  
and organisation  
of crime  
(contd)**

15d Offences while in custody,  
breach of court orders

Escape or help to escape from custody  
Prison offences  
Breach of Domestic Violence Order  
(protection, safety, barring)  
Breach of order under Family Law Act  
Breach of bail  
Failure to comply under Sex Offenders  
Act  
Other failure to comply with court order,  
jury summons, warrant etc.