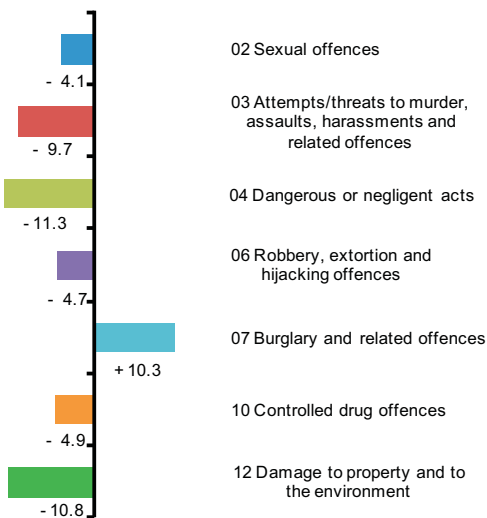




## Recorded Crime

Quarter 2 2012

**Figure 1: Percentage change between annualised total to Q2, 2011 and 2012 for selected offence groups**



**Table 1.1 Recorded crime incidents classified by offence group, annualised total<sup>1</sup> Q2 2011 and 2012**

ICCSq offence group	Annualised total to Q2			
	2011	2012	Change	% Change
01 Homicide offences	81	62	- 19	- 23.5
02 Sexual offences	2,083	1,998	- 85	- 4.1
03 Attempts or threats to murder, assaults, harassments and related offences	17,475	15,783	-1,692	- 9.7
04 Dangerous or negligent acts	10,803	9,586	-1,217	- 11.3
05 Kidnapping and related offences	103	111	+ 8	+ 7.8
06 Robbery, extortion and hijacking offences	3,052	2,908	- 144	- 4.7
07 Burglary and related offences	25,960	28,623	+2,663	+ 10.3
08 Theft and related Offences	77,088	76,213	- 875	- 1.1
09 Fraud, deception and related offences	5,165	5,578	+ 413	+ 8.0
10 Controlled drug offences	18,519	17,606	- 913	- 4.9
11 Weapons and explosives offences	3,874	3,290	- 584	- 15.1
12 Damage to property and to the environment	37,983	33,875	-4,108	- 10.8
13 Public order and other social code offences	52,957	46,042	-6,915	- 13.1
15 Offences against Government, justice procedures and organisation of crime	10,758	9,291	-1,467	- 13.6

<sup>1</sup> The annualised figure for a given quarter is the total number of crimes recorded in the 12 months prior to end of that quarter.

Published by the Central Statistics Office, Ireland.

Ardee Road  
Dublin 6  
Ireland

Shehard Road  
Cork  
Ireland

LoCall: 1890 313 414 (ROI)  
0870 876 0256 (UK/NI)

Tel: +353 1 498 4000  
Fax: +353 1 498 4229

Tel: +353 21 453 5000  
Fax: +353 21 453 5294

Both offices may be contacted through any of these telephone numbers.

CSO on the Web: [www.cso.ie](http://www.cso.ie)  
and go to

People and Society: Crime and Justice

Director General: Pádraig Dalton

Enquiries:

Crime Statistics  
General queries

Crime Statistics Section,  
ext 5264, 5716  
E-mail [crime@cso.ie](mailto:crime@cso.ie)  
Information Section, ext 5021  
[information@cso.ie](mailto:information@cso.ie)

© Central Statistics Office  
The contents of this release may be quoted provided the source is given clearly and accurately. Reproduction for own or internal use is permitted.

On-line ISSN 2009-5171

### Recorded Burglaries and Frauds rise, falls seen in most other groups

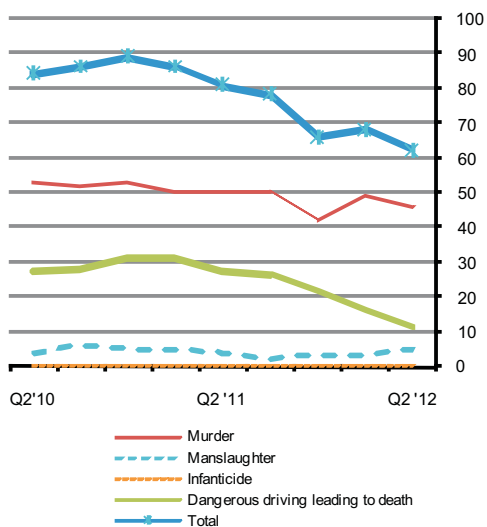
In the twelve-month period ending in Q2 2012, Group 07 *Burglary and related offences* rose by 10.3% compared to the corresponding period ending in June 2011, while Group 09 *Fraud, deception and related offences* rose by 8.0%. and Group 05 *Kidnapping and related offences* by 7.8%.

All other groups showed a decrease in recorded offences in the twelve-month period ending in Q2 2012. Notable decreases were observed in categories including Group 03 *Attempts or threats to murder, assaults, harassments and related offences* (-9.7%), Group 04 *Dangerous or negligent acts* (-11.3%), Group 11 *Weapons and explosives offences* (-15.1%) and Group 13 *Public order and other social code offences* (-13.1%). See table 1.1 and figure 1.

The rise in the number of recorded Sexual offences in the twelve-month period ending in Q2 2012 was mainly due to an on-going review of all cases involving alleged sexual offences reported to An Garda Síochána. Some of these offences will have occurred at some distance in the past but are represented on the date of reclassification. This review is being undertaken in conjunction with An Garda Síochána policy on the investigation of sexual crime, which was introduced in April 2010. Please see the Background Notes for further information on crime recording.

For more information, contact Tricia Brew at 021 453 5490 or Tim Linehan at 021 453 5264.

**Figure 2: Annualised total homicide offences, Q2 2010 to Q2 2012**



### Group 01 Homicides Offences

There were 51 recorded *Murder* and *Manslaughter* offences in the twelve-month period ending in Q2 2012, a decrease of 3 on the twelve-month period ending in Q2 2011. The decrease in the number of *Dangerous driving leading to death* offences from 27 in the twelve-month period ending in Q2 2011 to 11 in the twelve-month period ending in Q2 2012 may be due to the fact that all road collision investigations for this period have not yet concluded, which will result in some being reclassified as *Homicide*. See figure 2.

### Group 02 Sexual Offences

In the twelve-month period ending in Q2 2012, the number of offences recorded in this group decreased by over 4% to 1,998, from 2,083 in the corresponding period ending in Q2 2011. Decreases were observed for recorded *Rape of a male or female* offences (-3.9% to 465) and *Other sexual offences* (-25.0%).

However, as noted, caution should be used in interpreting these figures.

### Group 03 Attempts or Threats to Murder, Assaults, Harassments and Related Offences

In the twelve-month period ending in Q2 2012, the annualised total for recorded *Harassment and related offences* fell by 15.1%, from 2,092 to 1,776 while *Other assault* offences fell by 8.2% to 10,374. *Assault causing harm, poisoning* offences fell by 10.7% to 3,301 over the same period.

### Group 04 Dangerous or Negligent Acts

In the twelve-month period ending in June 2012, recorded *Dangerous or negligent acts* offences decreased by over 11% to 9,586 when compared with the twelve-month period ending in June 2011. Most recorded offences in this group related to *Driving/In charge of a vehicle while over legal alcohol limit*, which decreased from 9,709 (the twelve-month period ending in Q2 2011) to 8,733 (the period ending June 2012), a decrease of 10.1%.

### Group 05 Kidnapping and Related Offences

*Kidnapping and related offences* rose by 7.8%, when comparing the twelve-month period ending in June 2011 with the corresponding period ending in June 2012, from 103 to 111.

### Group 06 Robbery, Extortion and Hijacking Offences

Group 06 *Robbery, Extortion and Hijacking Offences* fell by 4.7% between the twelve-month period ending in Q2 2011 and Q2 2012. However, *Robbery of an establishment or institution* offences rose by 7.3% to 1,119 in the same period.

### Group 07 Burglary and Related Offences

In the twelve-month period ending in June 2012, there were 28,623 recorded *Burglary and related* offences representing an increase of 2,663 (+10.3%) on the corresponding period ending in June 2011. Comparing the same periods, *Aggravated burglary* fell by 19.4% while recorded *Burglary (not aggravated)* offences increased by 10.3% to 27,619. The annualised totals for *Burglary and related offences* are shown in figure 3, and a regional breakdown is shown in Table 3.

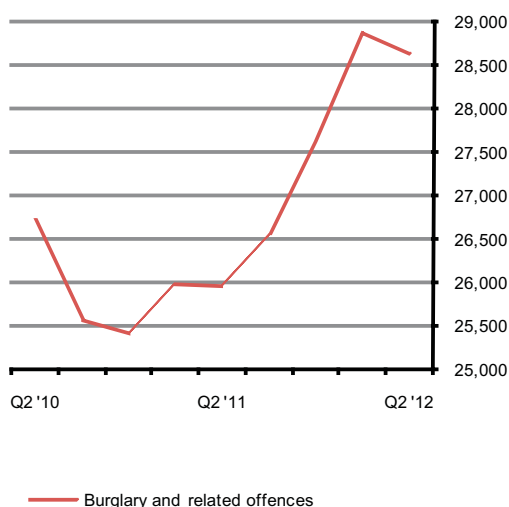
### Group 08 Theft and Related Offences

Recorded *Theft from person* offences increased by 43.1% to 4,284 in the twelve-month period ending in Q2 2012, while *Other thefts, handling stolen property* offences rose slightly (+0.2%) to 42,972. Recorded *Theft/Taking of vehicle and related offences* fell by 20.2% in the same period to 8,982.

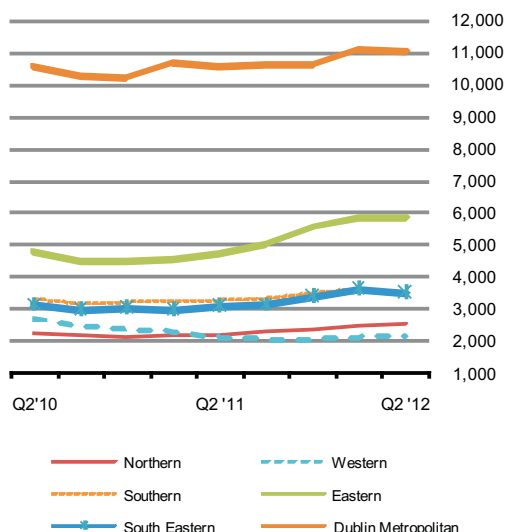
### Group 09 Fraud, Deception and Related Offences

There were 5,578 recorded *Fraud, deception and related offences* in the twelve-month period ending in June 2012. This was an increase of 413 (+8.0%) on the twelve-month period ending in Q2 2011.

**Figure 3: Annualised total burglary and related offences, Q2 2010 to Q2 2012**



**Figure 4: Annualised total Burglary and related offences by Garda region, Q2 2010 to Q2 2012**



### Group 10 Controlled Drug Offences

In the twelve-month period ending in Q2 2012, there were 17,606 recorded *Controlled drug offences*, a decrease of 4.9% on the same period ending in Q2 2011. There were 12,626 recorded offences of *Possession of drugs for personal use* in the twelve-month period ending in Q2 2012, a decrease of almost 5% on the same period in 2011.

### Group 11 Weapons and Explosives Offences

There were 3,290 Group 11 *Weapons and explosives offences* in the twelve-month period ending in Q2 2012, a decrease of over 15% on the same period in 2011. *Possession of a firearm* offences fell from 385 in the twelve-month period ending in June 2011 to 247 in the corresponding period ending in Q2 2012, a decrease of over 35%. *Offensive weapons offences (nec)* fell from 2,833 to 2,509 over the same period, a decrease of 11.4%.

### Group 12 Damage to Property and to the Environment

Recorded *Arson* offences decreased to 2,239 (-10.0%) in the twelve-month period ending in Q2 2012. The largest number of offences recorded in this group was for *Criminal damage (not arson)*. These offences decreased by 11.0% to 31,405.

### Group 13 Public Order and other Social Code Offences

In the twelve-month period ending in June 2012, recorded *Public order and other social code offences* fell by 13.1% to 46,042. The most frequently occurring offences in this group were under *Disorderly conduct*, which fell from 45,776 to 39,902 in this period. This is equivalent to approximately 110 *Disorderly conduct* offences a day for this period ending in Q2 2012.

### Group 15 Offences against Government, Justice Procedures and Organisation of Crime

There were 9,291 *Offences against Government, justice procedures and organisation of crime* recorded in the twelve-month period ending in Q2 2012, a decrease of 13.6% when compared with the corresponding 2011 period.

**Table 1 Recorded crime incidents classified by offence group and annualised total<sup>1</sup>, Q2  
2011 and 2012**

ICCSq offence group	Annualised total to Q2			
	2011	2012	Change	% Change
<b>01 Homicide offences</b>	<b>81</b>	<b>62</b>	<b>- 19</b>	<b>- 23.5</b>
01a Murder	50	46	- 4	- 8.0
01b Manslaughter	4	5	+ 1	+ 25.0
01c Infanticide	0	0	0	-
01d Dangerous driving leading to death	27	11	- 16	- 59.3
<b>02 Sexual offences</b>	<b>2,083</b>	<b>1,998</b>	<b>- 85</b>	<b>- 4.1</b>
02a Rape of a male or female	484	465	- 19	- 3.9
02b Defilement of a boy or girl less than 17 years old	159	119	- 40	- 25.2
02c Sexual offence involving mentally impaired person	15	27	+ 12	+ 80.0
02d Aggravated sexual assault	8	10	+ 2	+ 25.0
02e Sexual assault (not aggravated)	1,225	1,233	+ 8	+ 0.7
02f Other sexual offences	192	144	- 48	- 25.0
<b>03 Attempts or threats to murder, assaults, harassments and related offences</b>	<b>17,475</b>	<b>15,783</b>	<b>-1,692</b>	<b>- 9.7</b>
03a Murder-attempt	8	10	+ 2	+ 25.0
03b Murder-threat	378	322	- 56	- 14.8
03c Assault causing harm, poisoning	3,696	3,301	- 395	- 10.7
03d Other assault	11,301	10,374	- 927	- 8.2
03e Harassment and related offences	2,092	1,776	- 316	- 15.1
<b>04 Dangerous or negligent acts</b>	<b>10,803</b>	<b>9,586</b>	<b>-1,217</b>	<b>- 11.3</b>
04a Dangerous driving causing serious bodily harm	14	10	- 4	- 28.6
04b Driving/In charge of a vehicle while over legal alcohol limit	9,709	8,733	- 976	- 10.1
04c Driving/In charge of a vehicle under the influence of drugs	530	331	- 199	- 37.5
04f Endangerment with potential for serious harm or death	77	90	+ 13	+ 16.9
04g Abandoning a child, child neglect and cruelty	218	208	- 10	- 4.6
04h Unseaworthy/dangerous use of boat or ship	12	2	- 10	- 83.3
04i False alarm/interference with aircraft or air transport facilities	3	11	+ 8	+266.7
04j Endangering traffic offences	240	201	- 39	- 16.3
<b>05 Kidnapping and related offences</b>	<b>103</b>	<b>111</b>	<b>+ 8</b>	<b>+ 7.8</b>
05a False imprisonment	67	74	+ 7	+ 10.4
05b Abduction of person under 16 years of age	17	19	+ 2	+ 11.8
05c Human trafficking offences	19	18	- 1	- 5.3
<b>06 Robbery, extortion and hijacking offences</b>	<b>3,052</b>	<b>2,908</b>	<b>- 144</b>	<b>- 4.7</b>
06a Robbery of an establishment or institution	1,043	1,119	+ 76	+ 7.3
06b Robbery of cash or goods in transit	28	54	+ 26	+ 92.9
06c Robbery from the person	1,840	1,618	- 222	- 12.1
06d Blackmail or extortion	22	29	+ 7	+ 31.8
06e Carjacking, hijacking/unlawful seizure of aircraft/vessel	119	88	- 31	- 26.1

<sup>1</sup> The annualised figure for a given quarter is the total number of crimes recorded in the 12 months prior to end of that quarter.

**Table 1 (contd.) Recorded crime incidents classified by offence group and annualised total<sup>1</sup>, Q2 2011 and 2012**

ICCSq offence group	Annualised total to Q2			
	2011	2012	Change	% Change
<b>07 Burglary and related offences</b>	<b>25,960</b>	<b>28,623</b>	<b>+2,663</b>	<b>+ 10.3</b>
07a Aggravated burglary	351	283	- 68	- 19.4
07b Burglary (not aggravated)	25,035	27,619	+2,584	+ 10.3
07c Possession of an article (with intent to burgle, steal, demand)	574	721	+ 147	+ 25.6
<b>08 Theft and related Offences</b>	<b>77,088</b>	<b>76,213</b>	<b>- 875</b>	<b>- 1.1</b>
08a Theft/Taking of vehicle and related offences	11,258	8,982	-2,276	- 20.2
08b Theft from person	2,993	4,284	+1,291	+ 43.1
08c Theft from shop	19,935	19,975	+ 40	+ 0.2
08d Other thefts, handling stolen property	42,902	42,972	+ 70	+ 0.2
<b>09 Fraud, deception and related offences</b>	<b>5,165</b>	<b>5,578</b>	<b>+ 413</b>	<b>+ 8.0</b>
09a Fraud, deception and related offences	5,165	5,578	+ 413	+ 8.0
<b>10 Controlled drug offences</b>	<b>18,519</b>	<b>17,606</b>	<b>- 913</b>	<b>- 4.9</b>
10a Importation of drugs	38	37	- 1	- 2.6
10b Cultivation or manufacture of drugs	600	574	- 26	- 4.3
10c Possession of drugs for sale or supply	4,027	3,813	- 214	- 5.3
10d Possession of drugs for personal use	13,225	12,626	- 599	- 4.5
10e Other drug offences	629	556	- 73	- 11.6
<b>11 Weapons and explosives offences</b>	<b>3,874</b>	<b>3,290</b>	<b>- 584</b>	<b>- 15.1</b>
11a Explosives, chemical weapons offences	64	76	+ 12	+ 18.8
11b Discharging a firearm	171	151	- 20	- 11.7
11c Possession of a firearm	385	247	- 138	- 35.8
11d Offensive weapons offences (nec)	2,833	2,509	- 324	- 11.4
11e Fireworks offences	421	307	- 114	- 27.1
<b>12 Damage to property and to the environment</b>	<b>37,983</b>	<b>33,875</b>	<b>-4,108</b>	<b>- 10.8</b>
12a Arson	2,488	2,239	- 249	- 10.0
12b Criminal damage (not arson)	35,288	31,405	-3,883	- 11.0
12c Litter offences	207	231	+ 24	+ 11.6
<b>13 Public order and other social code offences</b>	<b>52,957</b>	<b>46,042</b>	<b>-6,915</b>	<b>- 13.1</b>
13a Disorderly conduct	45,776	39,302	-6,474	- 14.1
13b Trespass offences	3,744	3,446	- 298	- 8.0
13c Liquor licensing offences	2,495	2,124	- 371	- 14.9
13d Prostitution offences	252	193	- 59	- 23.4
13e Regulated betting or money, collection or trading offences	358	303	- 55	- 15.4
13f Other social code offences (nec)	332	674	+ 342	+103.0
<b>15 Offences against Government, justice procedures and organisation of crime</b>	<b>10,758</b>	<b>9,291</b>	<b>-1,467</b>	<b>- 13.6</b>
15a Offences against government and its agents (nec)	392	330	- 62	- 15.8
15b Organisation of crime and conspiracy to commit crime	18	18	0	0.0
15c Perverting the course of justice	100	84	- 16	- 16.0
15d Offences while in custody, breach of court orders	10,248	8,859	-1,389	- 13.6

<sup>1</sup> The annualised figure for a given quarter is the total number of crimes recorded in the 12 months prior to end of that quarter.

**Table 2.1a Recorded crime incidents, Group 01 to Group 05, Q1 2009 to Q4 2010**

ICCSq offence group	2009					2010				
	Q1	Q2	Q3	Q4	Total	Q1	Q2	Q3	Q4	Total
<b>01 Homicide offences</b>	<b>25</b>	<b>29</b>	<b>17</b>	<b>17</b>	<b>88</b>	<b>27</b>	<b>23</b>	<b>19</b>	<b>20</b>	<b>89</b>
01a Murder	15	16	12	13	56	16	12	11	14	53
01b Manslaughter	2	1	0	1	4	2	1	2	0	5
01c Infanticide	0	0	0	0	0	0	0	0	0	0
01d Dangerous driving leading to death	8	12	5	3	28	9	10	6	6	31
<b>02 Sexual offences</b>	<b>442</b>	<b>386</b>	<b>338</b>	<b>314</b>	<b>1,480</b>	<b>688</b>	<b>659</b>	<b>630</b>	<b>391</b>	<b>2,368</b>
02a Rape of a male or female	113	89	98	76	376	122	117	135	105	479
02b Defilement of a boy or girl less than 17 years old	45	22	22	15	104	45	48	42	22	157
02c Sexual offence involving mentally impaired person	1	3	0	4	8	4	4	4	4	16
02d Aggravated sexual assault	1	3	2	2	8	4	0	2	1	7
02e Sexual assault (not aggravated)	259	242	198	195	894	480	438	387	227	1,532
02f Other sexual offences	23	27	18	22	90	33	52	60	32	177
<b>03 Attempts or threats to murder, assaults, harassments and related offences</b>	<b>4,543</b>	<b>4,728</b>	<b>4,763</b>	<b>4,319</b>	<b>18,353</b>	<b>4,269</b>	<b>4,608</b>	<b>4,643</b>	<b>4,184</b>	<b>17,704</b>
03a Murder-attempt	2	1	3	1	7	1	1	2	2	6
03b Murder-threat	53	55	56	61	225	85	110	90	76	361
03c Assault causing harm, poisoning	894	992	969	878	3,733	900	944	997	872	3,713
03d Other assault	2,910	3,036	3,100	2,801	11,847	2,636	2,983	2,947	2,759	11,325
03e Harassment and related offences	684	644	635	578	2,541	647	570	607	475	2,299
<b>04 Dangerous or negligent acts</b>	<b>4,242</b>	<b>4,245</b>	<b>3,721</b>	<b>3,324</b>	<b>15,532</b>	<b>3,079</b>	<b>3,257</b>	<b>3,035</b>	<b>2,722</b>	<b>12,093</b>
04a Dangerous driving causing serious bodily harm	8	4	5	1	18	6	6	3	3	18
04b Driving/In charge of a vehicle while over legal alcohol limit	3,735	3,769	3,288	2,979	13,771	2,634	2,883	2,737	2,428	10,682
04c Driving/In charge of a vehicle under the influence of drugs	256	257	214	164	891	172	156	135	139	602
04f Endangerment with potential for serious harm/death	24	11	18	12	65	10	12	20	12	54
04g Abandoning a child, child neglect and cruelty	150	136	133	101	520	188	149	65	53	455
04h Unseaworthy/dangerous use of boat or ship	0	2	1	0	3	0	1	8	0	9
04i False alarm/interference with aircraft or air transport facilities	6	6	7	2	21	1	2	3	0	6
04j Endangering traffic offences	63	60	55	65	243	68	48	64	87	267
<b>05 Kidnapping and related offences</b>	<b>40</b>	<b>38</b>	<b>41</b>	<b>27</b>	<b>146</b>	<b>33</b>	<b>44</b>	<b>28</b>	<b>29</b>	<b>134</b>
05a False imprisonment	27	19	21	17	84	22	26	15	21	84
05b Abduction of person under 16 years of age	2	2	5	4	13	5	4	5	6	20
05c Human trafficking offences	11	17	15	6	49	6	14	8	2	30

**Table 2.2a Recorded crime incidents, Group 06 to Group 12, Q1 2009 to Q4 2010**

ICCSq offence group	2009					2010				
	Q1	Q2	Q3	Q4	Total	Q1	Q2	Q3	Q4	Total
<b>06 Robbery, extortion and hijacking offences</b>	<b>677</b>	<b>576</b>	<b>589</b>	<b>649</b>	<b>2,491</b>	<b>833</b>	<b>765</b>	<b>718</b>	<b>880</b>	<b>3,196</b>
06a Robbery of an establishment or institution	332	240	194	264	1,030	328	238	189	330	1,085
06b Robbery of cash or goods in transit	6	3	6	9	24	5	6	5	5	21
06c Robbery from the person	308	304	352	346	1,310	466	483	492	504	1,945
06d Blackmail or extortion	5	3	5	10	23	5	6	5	7	23
06e Carjacking, hijacking/unlawful seizure of aircraft/vessel	26	26	32	20	104	29	32	27	34	122
<b>07 Burglary and related offences</b>	<b>6,352</b>	<b>6,245</b>	<b>7,210</b>	<b>7,104</b>	<b>26,911</b>	<b>6,158</b>	<b>6,250</b>	<b>6,049</b>	<b>6,963</b>	<b>25,420</b>
07a Aggravated burglary	98	81	92	97	368	88	72	79	94	333
07b Burglary (not aggravated)	6,172	6,039	7,005	6,898	26,114	5,984	6,035	5,831	6,728	24,578
07c Possession of an article (with intent to burgle, steal, demand)	82	125	113	109	429	86	143	139	141	509
<b>08 Theft and related offences</b>	<b>18,673</b>	<b>19,985</b>	<b>19,997</b>	<b>18,376</b>	<b>77,031</b>	<b>18,350</b>	<b>20,049</b>	<b>20,028</b>	<b>18,402</b>	<b>76,829</b>
08a Theft/Taking of vehicle and related offences	3,585	3,363	3,251	2,930	13,129	2,897	2,885	2,793	2,835	11,410
08b Theft from person	659	660	651	721	2,691	749	750	690	682	2,871
08c Theft from shop	5,033	5,366	5,146	5,120	20,665	5,006	5,557	5,280	5,050	20,893
08d Other thefts, handling stolen property	9,396	10,596	10,949	9,605	40,546	9,698	10,857	11,265	9,835	41,655
<b>09 Fraud, deception and related offences</b>	<b>1,351</b>	<b>1,311</b>	<b>1,177</b>	<b>1,108</b>	<b>4,947</b>	<b>1,324</b>	<b>1,256</b>	<b>1,245</b>	<b>1,163</b>	<b>4,988</b>
09a Fraud, deception and related offences	1,351	1,311	1,177	1,108	4,947	1,324	1,256	1,245	1,163	4,988
<b>10 Controlled drug offences</b>	<b>5,623</b>	<b>5,790</b>	<b>5,986</b>	<b>4,584</b>	<b>21,983</b>	<b>4,735</b>	<b>5,483</b>	<b>5,606</b>	<b>4,181</b>	<b>20,005</b>
10a Importation of drugs	18	8	9	11	46	9	5	9	6	29
10b Cultivation or manufacture of drugs	53	65	80	75	273	65	129	194	150	538
10c Possession of drugs for sale or supply	984	1,051	1,073	921	4,029	1,047	1,028	1,158	926	4,159
10d Possession of drugs for personal use	4,358	4,447	4,610	3,403	16,818	3,444	4,103	4,041	2,935	14,523
10e Other drug offences	210	219	214	174	817	170	218	204	164	756
<b>11 Weapons and explosives offences</b>	<b>966</b>	<b>932</b>	<b>1,020</b>	<b>1,146</b>	<b>4,064</b>	<b>877</b>	<b>1,026</b>	<b>947</b>	<b>1,249</b>	<b>4,099</b>
11a Explosives, chemical weapons offences	11	7	15	13	46	9	13	7	12	41
11b Discharging a firearm	72	67	56	31	226	49	47	37	44	177
11c Possession of a firearm	101	101	113	106	421	104	90	92	129	415
11d Offensive weapons offences (nec)	771	751	811	650	2,983	698	869	763	710	3,040
11e Fireworks offences	11	6	25	346	388	17	7	48	354	426
<b>12 Damage to property and to the environment</b>	<b>10,914</b>	<b>10,892</b>	<b>10,640</b>	<b>9,884</b>	<b>42,330</b>	<b>9,634</b>	<b>10,088</b>	<b>9,787</b>	<b>9,860</b>	<b>39,369</b>
12a Arson	747	785	811	681	3,024	546	693	640	709	2,588
12b Criminal damage (not arson)	10,112	10,035	9,787	9,161	39,095	9,028	9,319	9,102	9,114	36,563
12c Litter offences	55	72	42	42	211	60	76	45	37	218

**Table 2.3a Recorded crime incidents, Group 13 and Group 15, Q1 2009 to Q4 2010**

ICCSq offence group	2009					2010				
	Q1	Q2	Q3	Q4	Total	Q1	Q2	Q3	Q4	Total
<b>13 Public order and other social code offences</b>	<b>13,776</b>	<b>14,924</b>	<b>14,749</b>	<b>13,902</b>	<b>57,351</b>	<b>12,482</b>	<b>14,390</b>	<b>14,651</b>	<b>13,421</b>	<b>54,944</b>
13a Disorderly conduct	11,877	12,900	12,741	11,951	49,469	10,701	12,267	12,693	11,687	47,348
13b Trespass offences	889	997	986	921	3,793	800	1,139	1,028	820	3,787
13c Liquor licensing offences	825	832	815	813	3,285	783	750	668	625	2,826
13d Prostitution offences	29	21	17	26	93	24	52	57	72	205
13e Regulated betting/money collection/trading offences	98	95	130	129	452	115	86	110	118	429
13f Other social code offences (nec)	58	79	60	62	259	59	96	95	99	349
<b>15 Offences against Government, justice procedures and organisation of crime</b>	<b>3,282</b>	<b>3,139</b>	<b>2,833</b>	<b>2,647</b>	<b>11,901</b>	<b>2,981</b>	<b>3,040</b>	<b>2,703</b>	<b>2,688</b>	<b>11,412</b>
15a Offences against government and its agents (nec)	171	134	136	130	571	98	117	88	62	365
15b Organisation of crime and conspiracy to commit crime	2	3	0	0	5	5	3	4	6	18
15c Perverting the course of justice	41	37	40	33	151	27	12	26	30	95
15d Offences while in custody, breach of court orders	3,068	2,965	2,657	2,484	11,174	2,851	2,908	2,585	2,590	10,934



**Table 2.1b Recorded crime incidents, Group 01 to Group 05, Q1 2011 to Q2 2012**

ICCSq offence group	2011					2012	
	Q1	Q2	Q3	Q4	Total	Q1	Q2
<b>01 Homicide offences</b>	<b>24</b>	<b>18</b>	<b>16</b>	<b>8</b>	<b>66</b>	<b>26</b>	<b>12</b>
01a Murder	13	12	11	6	42	20	9
01b Manslaughter	2	0	0	1	3	2	2
01c Infanticide	0	0	0	0	0	0	0
01d Dangerous driving leading to death	9	6	5	1	21	4	1
<b>02 Sexual offences</b>	<b>584</b>	<b>478</b>	<b>540</b>	<b>416</b>	<b>2,018</b>	<b>578</b>	<b>464</b>
02a Rape of a male or female	142	102	115	101	460	132	117
02b Defilement of a boy or girl less than 17 years old	47	48	26	27	148	45	21
02c Sexual offence involving mentally impaired person	1	6	3	3	13	11	10
02d Aggravated sexual assault	2	3	1	4	10	2	3
02e Sexual assault (not aggravated)	352	259	356	245	1,212	352	280
02f Other sexual offences	40	60	39	36	175	36	33
<b>03 Attempts or threats to murder, assaults, harassments and related offences</b>	<b>4,325</b>	<b>4,323</b>	<b>4,236</b>	<b>3,960</b>	<b>16,844</b>	<b>3,935</b>	<b>3,652</b>
03a Murder-attempt	2	2	1	2	7	6	1
03b Murder-threat	108	104	89	92	393	86	55
03c Assault causing harm, poisoning	933	894	906	837	3,570	815	743
03d Other assault	2,735	2,860	2,789	2,595	10,979	2,573	2417
03e Harassment and related offences	547	463	451	434	1,895	455	436
<b>04 Dangerous or negligent acts</b>	<b>2,619</b>	<b>2,427</b>	<b>2,516</b>	<b>2,384</b>	<b>9,946</b>	<b>2,360</b>	<b>2,326</b>
04a Dangerous driving causing serious bodily harm	5	3	5	0	13	2	3
04b Driving/In charge of a vehicle while over legal alcohol limit	2,346	2,198	2,267	2,179	8,990	2,144	2143
04c Driving/In charge of a vehicle under the influence of drugs	131	125	104	79	439	82	66
04f Endangerment with potential for serious harm/death	16	29	33	22	100	16	19
04g Abandoning a child, child neglect and cruelty	66	34	46	50	196	66	46
04h Unseaworthy/dangerous use of boat or ship	1	3	0	0	4	0	2
04i False alarm/interference with aircraft or air transport facilities	0	0	4	1	5	2	4
04j Endangering traffic offences	54	35	57	53	199	48	43
<b>05 Kidnapping and related offences</b>	<b>27</b>	<b>19</b>	<b>33</b>	<b>27</b>	<b>106</b>	<b>22</b>	<b>29</b>
05a False imprisonment	18	13	22	21	74	11	20
05b Abduction of person under 16 years of age	3	3	5	3	14	6	5
05c Human trafficking offences	6	3	6	3	18	5	4

**Table 2.2b Recorded crime incidents, Group 06 to Group 12, Q1 2011 to Q2 2012**

ICCSq offence group	2011					2012	
	Q1	Q2	Q3	Q4	Total	Q1	Q2
<b>06 Robbery, extortion and hijacking offences</b>	<b>805</b>	<b>649</b>	<b>706</b>	<b>762</b>	<b>2,922</b>	<b>793</b>	<b>647</b>
06a Robbery of an establishment or institution	299	225	244	303	1,071	340	232
06b Robbery of cash or goods in transit	9	9	10	11	39	17	16
06c Robbery from the person	455	389	431	413	1,688	404	370
06d Blackmail or extortion	8	2	3	11	24	6	9
06e Carjacking, hijacking/unlawful seizure of aircraft/vessel	34	24	18	24	100	26	20
<b>07 Burglary and related offences</b>	<b>6,722</b>	<b>6,226</b>	<b>6,627</b>	<b>8,031</b>	<b>27,606</b>	<b>7,973</b>	<b>5,992</b>
07a Aggravated burglary	97	81	74	82	334	73	54
07b Burglary (not aggravated)	6,484	5,992	6,390	7,773	26,639	7,730	5726
07c Possession of an article (with intent to burgle, steal, demand)	141	153	163	176	633	170	212
<b>08 Theft and related offences</b>	<b>19,558</b>	<b>19,100</b>	<b>19,722</b>	<b>18,580</b>	<b>76,960</b>	<b>18,832</b>	<b>19,079</b>
08a Theft/Taking of vehicle and related offences	3,031	2,599	2,481	2,273	10,384	2,223	2005
08b Theft from person	860	761	1,005	1,056	3,682	1,060	1163
08c Theft from shop	4,689	4,916	5,266	5,123	19,994	4,646	4940
08d Other thefts, handling stolen property	10,978	10,824	10,970	10,128	42,900	10,903	10971
<b>09 Fraud, deception and related offences</b>	<b>1,554</b>	<b>1,203</b>	<b>1,324</b>	<b>1,262</b>	<b>5,343</b>	<b>1,715</b>	<b>1,277</b>
09a Fraud, deception and related offences	1,554	1,203	1,324	1,262	5,343	1,715	1277
<b>10 Controlled drug offences</b>	<b>4,222</b>	<b>4,510</b>	<b>4,966</b>	<b>4,002</b>	<b>17,700</b>	<b>4,292</b>	<b>4,346</b>
10a Importation of drugs	11	12	9	9	41	8	11
10b Cultivation or manufacture of drugs	102	154	188	136	580	110	140
10c Possession of drugs for sale or supply	1,009	934	1,009	925	3,877	1,003	876
10d Possession of drugs for personal use	2,983	3,266	3,611	2,818	12,678	3,027	3170
10e Other drug offences	117	144	149	114	524	144	149
<b>11 Weapons and explosives offences</b>	<b>885</b>	<b>793</b>	<b>861</b>	<b>943</b>	<b>3,482</b>	<b>753</b>	<b>733</b>
11a Explosives, chemical weapons offences	20	25	14	20	79	17	25
11b Discharging a firearm	53	37	40	34	164	38	39
11c Possession of a firearm	90	74	65	66	295	66	50
11d Offensive weapons offences (nec)	711	649	699	572	2,631	624	614
11e Fireworks offences	11	8	43	251	313	8	5
<b>12 Damage to property and to the environment</b>	<b>9,506</b>	<b>8,830</b>	<b>8,507</b>	<b>8,724</b>	<b>35,567</b>	<b>8,723</b>	<b>7,921</b>
12a Arson	564	575	577	585	2,301	506	571
12b Criminal damage (not arson)	8,875	8,197	7,879	8,106	33,057	8,142	7278
12c Litter offences	67	58	51	33	209	75	72

**Table 2.3b Recorded crime incidents, Group 13 and Group 15, Q1 2011 to Q2 2012**

ICCSq offence group	2011					2012	
	Q1	Q2	Q3	Q4	Total	Q1	Q2
<b>13 Public order and other social code offences</b>	<b>12,813</b>	<b>12,072</b>	<b>12,641</b>	<b>11,495</b>	<b>49,021</b>	<b>10,992</b>	<b>10,914</b>
13a Disorderly conduct	11,065	10,331	10,891	9,809	42,096	9,362	9240
13b Trespass offences	922	974	953	741	3,590	845	907
13c Liquor licensing offences	616	586	590	547	2,339	503	484
13d Prostitution offences	79	44	46	59	228	43	45
13e Regulated betting/money collection/trading offences	67	63	82	86	298	58	77
13f Other social code offences (nec)	64	74	79	253	470	181	161
<b>15 Offences against Government, justice procedures and organisation of crime</b>	<b>2,817</b>	<b>2,550</b>	<b>2,362</b>	<b>2,387</b>	<b>10,116</b>	<b>2,479</b>	<b>2,063</b>
15a Offences against government and its agents (nec)	123	119	120	87	449	74	49
15b Organisation of crime and conspiracy to commit crime	4	4	1	13	22	0	4
15c Perverting the course of justice	26	18	19	21	84	31	13
15d Offences while in custody, breach of court orders	2,664	2,409	2,222	2,266	9,561	2,374	1997

**Table 3 Recorded crime incidents classified by offence group, Garda region and annualised total<sup>1</sup> Q2, 2011 and 2012**

ICCSq offence group	Garda region						
	Northern	Western	Southern	Eastern	South Eastern	Dublin Metropolitan	State
<b>Annualised total to Q2 2012</b>							
01 Homicide offences	7	6	16	4	12	17	<b>62</b>
02 Sexual offences	256	206	417	289	237	593	<b>1,998</b>
03 Attempts or threats to murder, assaults, harassments and related offences	2,124	1,866	3,037	2,398	1,959	4,399	<b>15,783</b>
04 Dangerous or negligent acts	1,155	1,099	1,949	1,470	1,340	2,573	<b>9,586</b>
05 Kidnapping and related offences	15	11	14	14	13	44	<b>111</b>
06 Robbery, extortion and hijacking offences	145	74	223	290	166	2,010	<b>2,908</b>
07 Burglary and related offences	2,565	2,172	3,469	5,867	3,522	11,028	<b>28,623</b>
08 Theft and related Offences	5,062	5,472	10,916	10,698	7,143	36,922	<b>76,213</b>
09 Fraud, deception and related offences	524	520	714	784	485	2,551	<b>5,578</b>
10 Controlled drug offences	1,228	1,140	3,172	2,523	2,090	7,453	<b>17,606</b>
11 Weapons and explosives offences	230	221	559	421	327	1,532	<b>3,290</b>
12 Damage to property and to the environment	3,174	2,777	5,907	5,102	3,534	13,381	<b>33,875</b>
13 Public order and other social code offences	5,059	5,388	10,803	5,040	5,788	13,964	<b>46,042</b>
15 Offences against Government, justice procedures and organisation of crime	539	667	1,098	962	694	5,331	<b>9,291</b>
<b>Annualised total to Q2 2011</b>							
01 Homicide offences	11	8	22	11	5	24	<b>81</b>
02 Sexual offences	287	220	429	299	288	560	<b>2,083</b>
03 Attempts or threats to murder, assaults, harassments and related offences	2,442	1,987	3,237	2,525	2,322	4,962	<b>17,475</b>
04 Dangerous or negligent acts	1,447	1,303	2,070	1,575	1,449	2,959	<b>10,803</b>
05 Kidnapping and related offences	12	7	19	17	12	36	<b>103</b>
06 Robbery, extortion and hijacking offences	129	83	342	309	178	2,011	<b>3,052</b>
07 Burglary and related offences	2,168	2,119	3,242	4,745	3,091	10,595	<b>25,960</b>
08 Theft and related Offences	5,540	5,593	11,568	11,056	7,471	35,860	<b>77,088</b>
09 Fraud, deception and related offences	567	492	670	728	425	2,283	<b>5,165</b>
10 Controlled drug offences	1,378	1,199	3,472	2,454	2,281	7,735	<b>18,519</b>
11 Weapons and explosives offences	346	257	660	441	360	1,810	<b>3,874</b>
12 Damage to property and to the environment	3,756	3,041	6,620	5,655	4,075	14,836	<b>37,983</b>
13 Public order and other social code offences	6,009	6,022	12,156	5,986	6,274	16,510	<b>52,957</b>
15 Offences against Government, justice procedures and organisation of crime	589	767	1,483	1,050	1,038	5,831	<b>10,758</b>
<b>Annualised total change to Q2 2012</b>							
01 Homicide offences	- 4	- 2	- 6	- 7	+ 7	- 7	- <b>19</b>
02 Sexual offences	- 31	- 14	- 12	- 10	- 51	+ 33	- <b>85</b>
03 Attempts or threats to murder, assaults, harassments and related offences	- 318	- 121	- 200	- 127	- 363	- 563	- <b>1,692</b>
04 Dangerous or negligent acts	- 292	- 204	- 121	- 105	- 109	- 386	- <b>1,217</b>
05 Kidnapping and related offences	+ 3	+ 4	- 5	- 3	+ 1	+ 8	+ <b>8</b>
06 Robbery, extortion and hijacking offences	+ 16	- 9	- 119	- 19	- 12	- 1	- <b>144</b>
07 Burglary and related offences	+ 397	+ 53	+ 227	+ 1,122	+ 431	+ 433	+ <b>2,663</b>
08 Theft and related Offences	- 478	- 121	- 652	- 358	- 328	+ 1,062	- <b>875</b>
09 Fraud, deception and related offences	- 43	+ 28	+ 44	+ 56	+ 60	+ 268	+ <b>413</b>
10 Controlled drug offences	- 150	- 59	- 300	+ 69	- 191	- 282	- <b>913</b>
11 Weapons and explosives offences	- 116	- 36	- 101	- 20	- 33	- 278	- <b>584</b>
12 Damage to property and to the environment	- 582	- 264	- 713	- 553	- 541	- 1,455	- <b>4,108</b>
13 Public order and other social code offences	- 950	- 634	- 1,353	- 946	- 486	- 2,546	- <b>6,915</b>
15 Offences against Government, justice procedures and organisation of crime	- 50	- 100	- 385	- 88	- 344	- 500	- <b>1,467</b>

<sup>1</sup> The annualised figure for a given quarter is the total number of crimes recorded in the 12 months prior to end of that quarter.

## Background Notes

**Introduction** The Crime Incidents, Quarter 2, 2012 release provides provisional figures for the number of offences recorded by An Garda Síochána, based on the Irish Crime Classification System (ICCS) but excluding elements of Group 4 (*Dangerous or Negligent Acts*), and all of Groups 14 (*Road and Traffic Offences (Not Elsewhere Classified or nec)*) and 16 (*Offences Not Elsewhere Classified*). Figures are provided from Quarter 1, 2009 to Quarter 2, 2012. The information supplied in this report refers only to crime incidents known to An Garda Síochána and recorded as such in the Garda PULSE (Police Using Leading Systems Effectively) system. Because of timing issues with respect to the extraction of data, figures may be revised subsequent to this publication.

**Crime recording** Incidents reported or which become known to members of An Garda Síochána are recorded when, on the balance of probability, a Garda determines that a criminal offence defined by law has taken place, and there is no credible evidence to the contrary. If it is subsequently determined that a criminal offence did not take place, the criminal offence recorded is invalidated and is not counted in the statistics. If a person makes a report and subsequently withdraws it by stating that the criminal act did not take place, then this too is invalidated unless there is evidence to suggest that, by reasonable probability, the offence has taken place. For criminal offences where victim confirmation is required (e.g. assault, fraud), a criminal offence is recorded only where the victim confirms the offence or where there is evidence to suggest that by reasonable probability it occurred. Another important feature of a recorded offence is that it is based on the date reported to, or that it became known to, the Gardaí. This has major implications for some offence types. Notable amongst these are sexual offences, as it has often been the case that such incidents have been reported to An Garda Síochána many years (sometimes decades) after the event(s). Thus a sexual assault, which occurred in 1960, would be included in the statistics for 2008 if it was first reported in that year.

**Crime classification** A criminal offence is classified as a particular offence type at the initial recording of that offence. However, upon investigation, it may later become apparent that an alternative offence type should be used. In this event, the record is amended to reflect this. Re-classification on the basis of court proceedings only occurs in relation to homicide offences. A murder offence is reclassified as manslaughter when a charge of manslaughter commences or when a murder charge results in a conviction for manslaughter. It is also possible, though more rare, that an incident originally classified as manslaughter may be re-classified as murder. Also, a re-classification to a homicide offence occurs when, for example, a serious assault has been recorded and, some time later, the victim dies as a consequence of the assault.

**General counting rules** Crime counting rules are applied to all criminal offences for the purposes of the statistics. The following are the main rules relevant to the quarterly figures:

**Primary Offence Rule:** Where two or more criminal offences are disclosed in a single episode, it is the primary criminal offence that is counted. The primary offence is that offence which the greater penalty may apply. Where offences have similar penalties, offences against the person take precedence over offences against property for the purpose of determining the primary offence.

**One Offence Counts Per Victim:** One offence counts per victim involved with the exceptions of cheque/credit card fraud and burglary. Under certain circumstances, the cheque/credit card exception necessitates that a series of these offences counts as one crime where the originating bank ultimately suffers the loss. The burglary exception dictates that one burglary offence is counted where property belonging to two or more victims is stolen (or damaged) during a single burglary.

**Continuous Series Involving the Same Victim and Same Offender:** A continuous series of offences against the same victim involving the same offender counts as one offence.

## ICCSq Offence Groups

<b>01 Homicide offences</b>	01a	Murder	Murder
	01b	Manslaughter	Manslaughter
	01c	Infanticide	Infanticide
	01d	Dangerous driving leading to death	Manslaughter (traffic fatality) Dangerous driving causing death
<b>02 Sexual offences</b>	02a	Rape of a male or female	Rape of a male or female Rape Section 4
	02b	Defilement of a boy or girl less than 17 years old	Unlawful carnal knowledge / Criminal law (Sexual Offences Act) 2006 Buggery
	02c	Sexual offence involving mentally impaired person	Sexual offence involving mentally impaired person
	02d	Aggravated sexual assault	Aggravated sexual assault
	02e	Sexual assault (not aggravated)	Sexual assault
	02f	Other sexual offences	Incest Child pornography offences Child pornography – obstruction of warrant Gross indecency
<b>03 Attempts or threats to murder, assaults, harassments and related offences</b>	03a	Murder-attempt	Murder-attempt
	03b	Murder-threat	Murder-threat
	03c	Assault causing harm, poisoning	Assault causing harm Poisoning
	03d	Other assault	Assault or obstruction of Garda/official, resisting arrest Minor assault
	03e	Harassment and related offences	Coercion Harassment, stalking, threats Demanding payment of debt causing alarm Housing Act Menacing phone calls Incitement to hatred offences
<b>04 Dangerous or negligent acts</b>	04a	Dangerous driving causing serious bodily harm	Dangerous driving causing serious bodily harm
	04b	Driving/In charge of a vehicle while over legal alcohol limit	Driving/In charge of a vehicle while over legal alcohol limit
	04c	Driving/In charge of a vehicle under the influence of drugs	Driving/In charge of a vehicle under the influence of drugs
	04f	Endangerment with potential for serious harm or death	Endangerment with potential for serious harm or death
	04g	Abandoning a child, child neglect and cruelty	Abandoning a child, child neglect and cruelty
	04h	Unseaworthy/dangerous use of boat or ship	Unseaworthy/dangerous use of boat or ship
	04i	False alarm/interference with aircraft or air transport facilities	False alarm/interference with aircraft or air transport facilities
	04j	Endangering traffic offences	Endangering traffic offences
<b>05 Kidnapping and related offences</b>	05a	False imprisonment	False imprisonment
	05b	Abduction of person under 16 years of age	Abduction of person under 16 years of age
	05c	Human trafficking offences	Human trafficking offences

<b>06 Robbery, extortion and hijacking offences</b>	06a	Robbery of an establishment or institution	Robbery of an establishment or institution
	06b	Robbery of cash or goods in transit	Robbery of cash or goods in transit
	06c	Robbery from the person	Robbery from the person
	06d	Blackmail or extortion	Blackmail or extortion
	06e	Carjacking, hijacking/unlawful seizure of aircraft/vessel	Carjacking, hijacking/unlawful seizure of aircraft/vessel
<b>07 Burglary and related offences</b>	07a	Aggravated burglary	Aggravated burglary
	07b	Burglary (not aggravated)	Burglary (not aggravated)
	07c	Possession of an article (with intent to burgle, steal, demand)	Possession of an article (with intent to burgle, steal, demand)
<b>08 Theft and related Offences</b>	08a	Theft/Taking of vehicle and related offences	Theft/Unauthorised taking of vehicle Interfering with vehicle (with intent to steal item or vehicle)
	08b	Theft from person	Theft from person
	08c	Theft from shop	Theft from shop
	08d	Other thefts, handling stolen property	Theft from vehicle Theft/ Unauthorised taking of a pedal cycle Theft of, or interference with, mail Handling or possession of stolen property Theft of other property
<b>09 Fraud, deception and related offences</b>	09a	Fraud, deception and related offences	Fraud, deception, false pretence offences Forging an instrument to defraud Possession of an article for use in fraud, deception or extortion Falsification of accounts Offences under the Companies Act Offences under the Investment Intermediaries Act Offences under the Stock Exchange Act Money laundering Embezzlement Fraud against the European Union Importation/Sale/Supply of tobacco Counterfeiting notes and coins Counterfeiting of goods Bad debts criminal (Debtors Ireland) Corruption (involving public office holder)
<b>10 Controlled drug offences</b>	10a	Importation of drugs	Importation of drugs
	10b	Cultivation or manufacture of drugs	Cultivation or manufacture of drugs
	10c	Possession of drugs for sale or supply	Possession of drugs for sale or supply
	10d	Possession of drugs for personal use	Possession of drugs for personal use
	10e	Other drug offences	Forged or altered prescription offences obstruction under the Drugs Act
<b>11 Weapons and explosives offences</b>	11a	Explosives, chemical weapons offences	Causing an explosion Making of explosives Possession of explosives Chemical weapons offences
	11b	Discharging a firearm	Discharging a firearm
	11c	Possession of a firearm	Possession of a firearm
	11d	Offensive weapons offences (nec)	Possession of offensive weapons (not firearms)
	11e	Fireworks offences	Fireworks offences (for sale, igniting etc.)

<b>12 Damage to property and to the environment</b>	12a Arson	Arson
	12b Criminal damage (not arson)	Criminal damage (not arson)
	12c Litter offences	Litter offences
<b>13 Public order and other social code offences</b>	13a Disorderly conduct	Affray/Riot/Violent disorder Public order offences Drunkenness offences Air rage-disruptive or drunken behaviour on aircraft
	13b Trespass offences	Forcible entry and occupation (not burglary) Trespass on lands or enclosed areas
	13c Liquor licensing offences	Liquor licensing offences Registered clubs offences Special restaurant offences Provision of intoxicating liquor to under 18 year olds Purchase or consumption of alcohol by under 18 year olds Sale of intoxicating liquor to under 18 year olds
	13d Prostitution offences	Brothel keeping Organisation of prostitution Prostitution, including soliciting etc.
	13e Regulated betting or money, collection or trading offences	Offences under the Betting Acts Collecting money without permit, unauthorised collection Offences under Gaming and Lotteries Acts Permit/License offences for casual/street trading
	13f Other social code offences (nec)	Allowing a child (under 16 years) to beg Bigamy Bestiality Indecency Begging
<b>15 Offences against Government, justice procedures and organisation of crime</b>	15a Offences against government and its agents (nec)	Treason Breaches of Offences Against the State Acts Breaches of Official Secrets Act Impersonating member of An Garda Síochána Electoral offences including personation Public mischief-annoying phone calls, wasting police time Criminal Assets Bureau offences Non compliance with Garda direction
	15b Organisation of crime and conspiracy to commit crime	Criminal organisation offences (organised crime) Conspiracy to commit a crime
	15c Perverting the course of justice	Perjury Interfering with a jury (embracery) Assisting offenders Public mischief, pervert course of justice, conceal offence



**15 Offences against  
Government,  
justice procedures  
and organisation  
of crime  
(contd)**

15d Offences while in custody,  
breach of court orders

Escape or help to escape from custody  
Prison offences  
Breach of Domestic Violence Order  
(protection, safety, barring)  
Breach of order under Family Law Act  
Breach of bail  
Failure to comply under Sex Offenders  
Act  
Other failure to comply with court order,  
jury summons, warrant etc.