



Recorded Crime

Quarter 1 2012

Figure 1: Percentage change between annualised total to Q1, 2011 and 2012 for selected offence groups

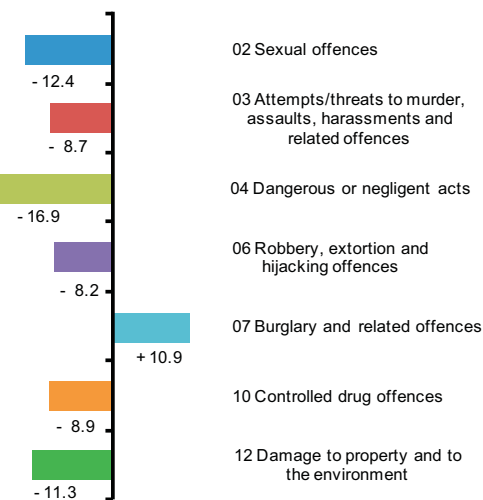


Table 1.1 Recorded crime incidents classified by offence group, annualised total¹ Q1 2011 and 2012

ICCSq offence group	Annualised total to Q1			
	2011	2012	Change	% Change
01 Homicide offences	86	65	- 21	- 24.4
02 Sexual offences	2,266	1,984	- 282	- 12.4
03 Attempts or threats to murder, assaults, harassments and related offences	17,743	16,207	-1,536	- 8.7
04 Dangerous or negligent acts	11,631	9,665	-1,966	- 16.9
05 Kidnapping and related offences	128	100	- 28	- 21.9
06 Robbery, extortion and hijacking offences	3,164	2,905	- 259	- 8.2
07 Burglary and related offences	25,962	28,781	+2,819	+ 10.9
08 Theft and related Offences	78,019	76,114	-1,905	- 2.4
09 Fraud, deception and related offences	5,222	5,407	+ 185	+ 3.5
10 Controlled drug offences	19,494	17,762	-1,732	- 8.9
11 Weapons and explosives offences	4,108	3,341	- 767	- 18.7
12 Damage to property and to the environment	39,261	34,828	-4,433	- 11.3
13 Public order and other social code offences	55,271	47,150	-8,121	- 14.7
15 Offences against Government, justice procedures and organisation of crime	11,261	9,504	-1,757	- 15.6

¹ The annualised figure for a given quarter is the total number of crimes recorded in the 12 months prior to end of that quarter.

Recorded Burglaries and Frauds rise, falls seen in all other groups

In the twelve-month period ending in Q1 2012, Group 07 *Burglary and related offences* rose by 10.9% compared to the corresponding period ending in March 2011, while Group 09 *Fraud, deception and related offences* rose by 3.5%.

All other groups showed a decrease in recorded offences in the twelve-month period ending in Q1 2012. Notable decreases were observed in categories including Group 03 *Attempts or threats to murder, assaults, harassments and related offences* (-8.7%), Group 04 *Dangerous or negligent acts* (-16.9%), Group 10 *Controlled drug offences* (-8.9%) and Group 13 *Public order and other social code offences* (-14.7%). See table 1.1 and figure 1.

The rise in the number of recorded Sexual offences in the twelve-month period ending in Q1 2011 was mainly due to an on-going review of all cases involving alleged sexual offences reported to An Garda Síochána. Some of these offences will have occurred at some distance in the past but are represented on the date of reclassification. This review is being undertaken in conjunction with An Garda Síochána policy on the investigation of sexual crime, which was introduced in April 2010. Please see the Background Notes for further information on crime recording.

For more information, contact Tricia Brew at 021 453 5490 or Tim Linehan at 021 453 5264.

Published by the Central Statistics Office, Ireland.

Ardee Road
Dublin 6
Ireland

Shehard Road
Cork
Ireland

LoCall: 1890 313 414 (ROI)
0870 876 0256 (UK/NI)

Tel: +353 1 498 4000
Fax: +353 1 498 4229

Tel: +353 21 453 5000
Fax: +353 21 453 5294

Both offices may be contacted through any of these telephone numbers.

CSO on the Web: www.cso.ie
and go to

People and Society: Crime and Justice

Director General: Pádraig Dalton

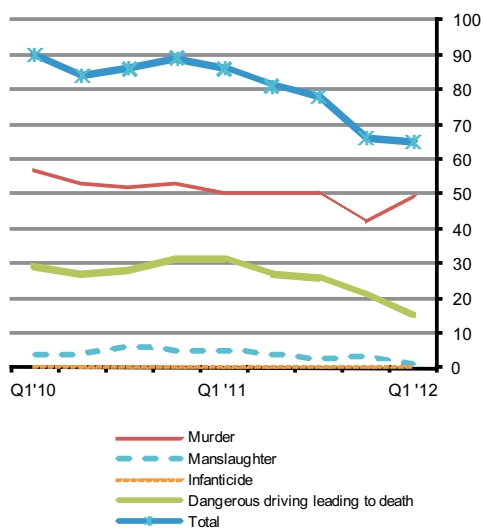
Enquiries:

Crime Statistics
General queries

Crime Statistics Section,
ext 5264, 5716
E-mail crime@cso.ie
Information Section, ext 5021
information@cso.ie

© Central Statistics Office
The contents of this release may be quoted provided the source is given clearly and accurately. Reproduction for own or internal use is permitted.

Figure 2: Annualised total homicide offences, Q1 2010 to Q1 2012



Group 01 Homicides Offences

There were 50 recorded *Murder* and *Manslaughter* offences in the twelve-month period ending in Q1 2012, a decrease of 5 on the twelve-month period ending in Q1 2011. The decrease in the number of *Dangerous driving leading to death* offences from 31 in the twelve-month period ending in Q1 2011 to 15 in the twelve-month period ending in Q1 2012 may be due to the fact that all road collision investigations for this period have not yet concluded, which will result in some being reclassified as *Homicide*. See figure 2.

Group 02 Sexual Offences

In the twelve-month period ending in Q1 2012, the number of offences recorded in this group decreased by over 12% to 1,984, from 2,266 in the corresponding period ending in Q1 2011. Recorded *Sexual assault (not aggravated)* offences fell by 14.8% in this period to 1,196. Decreases were observed for recorded *Rape of a male or female* offences (- 8.4% to 458) and *Other sexual offences* (-10.3%).

However, as noted, caution should be used in interpreting these figures.

Group 03 Attempts or Threats to Murder, Assaults, Harassments and Related Offences

In the twelve-month period ending in Q1 2012, recorded *Harassment and related offences* fell by 19.7%, from 2,190 to 1,758 while *Other Assault* offences fell by 6.6% to 10,659. *Assault causing harm, poisoning* offences fell by 8.9% to 3,411 in the same 12-month period.

Group 04 Dangerous or Negligent Acts

In the twelve-month period ending in Q1 2012, recorded *Dangerous or negligent acts* offences decreased by over one-sixth (-16.9%) to 9,665 when compared with the twelve-month period ending in Q1 2011. Most recorded offences in this group related to *Driving/In charge of a vehicle while over legal alcohol limit*, which decreased from 10,394 (the twelve-month period ending in Q1 2011) to 8,788 (the twelve-month period ending in Q1 2012), a decrease of 15.5%.

Group 05 Kidnapping and Related Offences

Kidnapping and related offences fell by 21.9% (from 128 to 100), when comparing the twelve-month period ending in Q1 2011 with the twelve-month period ending in Q1 2012.

Group 06 Robbery, Extortion and Hijacking Offences

Group 06 *Robbery, Extortion and Hijacking Offences* fell by 8.2% between the twelve-month period ending in Q1 2011 and Q1 2012. However, *Robbery of an establishment or institution* offences rose by 5.2%, from 1,056 in the twelve-month period ending in Q1 2011 to 1,111 in the twelve-month period ending in Q1 2012.

Group 07 Burglary and Related Offences

In the twelve-month period ending in Q1 2012, there were 28,781 recorded *Burglary and related* offences representing an increase of 2,819 (+10.9%) on the corresponding period ending in March 2011. *Aggravated burglary* fell by 9.6%, while recorded *Burglary (not aggravated)* offences increased by 11.0% to 27,810 when compared with the same period in 2011. The annualised totals for *Burglary and related offences* are shown in figure 3, and a regional breakdown is shown in Table 3.

Group 08 Theft and Related Offences

Recorded *Theft from person* offences increased by 30.5% to 3,889 in the twelve-month period ending in Q1 2012, while *Other thefts, handling stolen property* offences fell slightly (-0.5%) to 42,724. Recorded *Theft/Taking of vehicle and related offences* fell by 17.3% in the same period to 9,539.

Group 09 Fraud, Deception and Related Offences

There were 5,407 recorded *Fraud, deception and related offences* in the twelve-month period ending in Q1 2012. This was an increase of 185 (+3.5%) on the twelve-month period ending in Q1 2011.

Figure 3: Annualised total burglary and related offences, Q1 2010 to Q1 2012

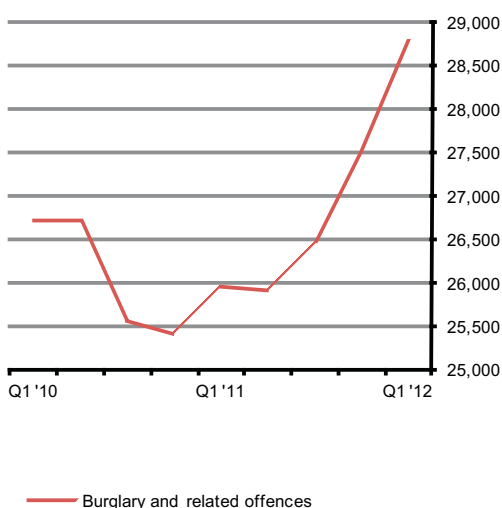
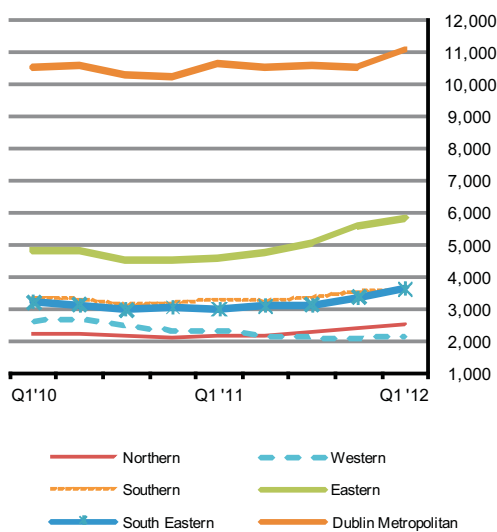


Figure 4: Annualised total Burglary and related offences by Garda region, Q1 2010 to Q1 2012



Group 10 Controlled Drug Offences

In the twelve-month period ending in Q1 2012, there were 17,762 recorded *Controlled drug offences*, a decrease of 8.9% on the same period ending in Q1 2011. There were 12,712 recorded offences of *Possession of drugs for personal use* in the twelve-month period ending in Q1 2012, a decrease of almost 10% on the corresponding period ending in Q1 2011.

Group 11 Weapons and Explosives Offences

There were 3,341 Group 11 *Weapons and explosives offences* in the twelve-month period ending in Q1 2012, a decrease of over 18% on the same period in 2011. *Possession of a firearm* offences fell from 402 to 272, a decrease of over 32%, *Offensive weapons offences (nec)* fell from 3,053 to 2,537 over the same period, a decrease of 16.9%.

Group 12 Damage to Property and to the Environment

Recorded *Arson* offences decreased to 2,223 (-14.5%) in the twelve-month period ending in Q1 2012. The largest number of offences recorded in this group was for *Criminal damage (not arson)*. These offences decreased by 11.1% to 32,393.

Group 13 Public Order and other Social Code Offences

In the twelve-month period ending in Q1 2012, recorded *Public order and other social code offences* fell by 14.7% to 47,150. The most frequently occurring offences in this group were under *Disorderly conduct*, which fell from 47,709 to 40,358 in the twelve-month period ending in Q1 2012. This is equivalent to approximately 110 *Disorderly conduct* offences a day for this period ending in Q1 2012.

Group 15 Offences against Government, Justice Procedures and Organisation of Crime

There were 9,504 *Offences against Government, justice procedures and organisation of crime* recorded in the twelve-month period ending in Q1 2012, a decrease of 15.6% when compared with the corresponding 2011 period.

Table 1 Recorded crime incidents classified by offence group and annualised total¹ Q1, 2011 and 2012

ICCSq offence group	Annualised total to Q1			
	2011	2012	Change	% Change
01 Homicide offences	86	65	- 21	- 24.4
01a Murder	50	49	- 1	- 2.0
01b Manslaughter	5	1	- 4	- 80.0
01c Infanticide	0	0	0	-
01d Dangerous driving leading to death	31	15	- 16	- 51.6
02 Sexual offences	2,266	1,984	- 282	- 12.4
02a Rape of a male or female	500	458	- 42	- 8.4
02b Defilement of a boy or girl less than 17 years old	160	134	- 26	- 16.3
02c Sexual offence involving mentally impaired person	13	19	+ 6	+ 46.2
02d Aggravated sexual assault	5	11	+ 6	+ 120.0
02e Sexual assault (not aggravated)	1,403	1,196	- 207	- 14.8
02f Other sexual offences	185	166	- 19	- 10.3
03 Attempts or threats to murder, assaults, harassments and related offences	17,743	16,207	-1,536	- 8.7
03a Murder-attempt	7	9	+ 2	+ 28.6
03b Murder-threat	383	370	- 13	- 3.4
03c Assault causing harm, poisoning	3,746	3,411	- 335	- 8.9
03d Other assault	11,417	10,659	- 758	- 6.6
03e Harassment and related offences	2,190	1,758	- 432	- 19.7
04 Dangerous or negligent acts	11,631	9,665	-1,966	- 16.9
04a Dangerous driving causing serious bodily harm	17	8	- 9	- 52.9
04b Driving/In charge of a vehicle while over legal alcohol limit	10,394	8,788	-1,606	- 15.5
04c Driving/In charge of a vehicle under the influence of drugs	561	379	- 182	- 32.4
04f Endangerment with potential for serious harm or death	59	97	+ 38	+ 64.4
04g Abandoning a child, child neglect and cruelty	332	190	- 142	- 42.8
04h Unseaworthy/dangerous use of boat or ship	10	3	- 7	- 70.0
04i False alarm/interference with aircraft or air transport facilities	5	7	+ 2	+ 40.0
04j Endangering traffic offences	253	193	- 60	- 23.7
05 Kidnapping and related offences	128	100	- 28	- 21.9
05a False imprisonment	80	67	- 13	- 16.3
05b Abduction of person under 16 years of age	18	17	- 1	- 5.6
05c Human trafficking offences	30	16	- 14	- 46.7
06 Robbery, extortion and hijacking offences	3,164	2,905	- 259	- 8.2
06a Robbery of an establishment or institution	1,056	1,111	+ 55	+ 5.2
06b Robbery of cash or goods in transit	25	47	+ 22	+ 88.0
06c Robbery from the person	1,930	1,635	- 295	- 15.3
06d Blackmail or extortion	26	22	- 4	- 15.4
06e Carjacking, hijacking/unlawful seizure of aircraft/vessel	127	90	- 37	- 29.1

¹ The annualised figure for a given quarter is the total number of crimes recorded in the 12 months prior to end of that quarter.

Table 1 (contd.) Recorded crime incidents classified by offence group and annualised total¹ Q1, 2011 and 2012

ICCSq offence group	Annualised total to Q1			
	2011	2012	Change	% Change
07 Burglary and related offences	25,962	28,781	+2,819	+ 10.9
07a Aggravated burglary	343	310	- 33	- 9.6
07b Burglary (not aggravated)	25,055	27,810	+2,755	+ 11.0
07c Possession of an article (with intent to burgle, steal, demand)	564	661	+ 97	+ 17.2
08 Theft and related Offences	78,019	76,114	-1,905	- 2.4
08a Theft/Taking of vehicle and related offences	11,535	9,539	-1,996	- 17.3
08b Theft from person	2,980	3,889	+ 909	+ 30.5
08c Theft from shop	20,580	19,962	- 618	- 3.0
08d Other thefts, handling stolen property	42,924	42,724	- 200	- 0.5
09 Fraud, deception and related offences	5,222	5,407	+ 185	+ 3.5
09a Fraud, deception and related offences	5,222	5,407	+ 185	+ 3.5
10 Controlled drug offences	19,494	17,762	-1,732	- 8.9
10a Importation of drugs	31	38	+ 7	+ 22.6
10b Cultivation or manufacture of drugs	575	588	+ 13	+ 2.3
10c Possession of drugs for sale or supply	4,124	3,877	- 247	- 6.0
10d Possession of drugs for personal use	14,062	12,712	-1,350	- 9.6
10e Other drug offences	702	547	- 155	- 22.1
11 Weapons and explosives offences	4,108	3,341	- 767	- 18.7
11a Explosives, chemical weapons offences	52	76	+ 24	+ 46.2
11b Discharging a firearm	181	150	- 31	- 17.1
11c Possession of a firearm	402	272	- 130	- 32.3
11d Offensive weapons offences (nec)	3,053	2,537	- 516	- 16.9
11e Fireworks offences	420	306	- 114	- 27.1
12 Damage to property and to the environment	39,261	34,828	-4,433	- 11.3
12a Arson	2,600	2,223	- 377	- 14.5
12b Criminal damage (not arson)	36,437	32,393	-4,044	- 11.1
12c Litter offences	224	212	- 12	- 5.4
13 Public order and other social code offences	55,271	47,150	-8,121	- 14.7
13a Disorderly conduct	47,709	40,358	-7,351	- 15.4
13b Trespass offences	3,909	3,512	- 397	- 10.2
13c Liquor licensing offences	2,657	2,222	- 435	- 16.4
13d Prostitution offences	260	192	- 68	- 26.2
13e Regulated betting or money, collection or trading offences	381	289	- 92	- 24.1
13f Other social code offences (nec)	355	577	+ 222	+ 62.5
15 Offences against Government, justice procedures and organisation of crime	11,261	9,504	-1,757	- 15.6
15a Offences against government and its agents (nec)	390	400	+ 10	+ 2.6
15b Organisation of crime and conspiracy to commit crime	17	18	+ 1	+ 5.9
15c Perverting the course of justice	94	75	- 19	- 20.2
15d Offences while in custody, breach of court orders	10,760	9,011	-1,749	- 16.3

¹ The annualised figure for a given quarter is the total number of crimes recorded in the 12 months prior to end of that quarter.

Table 2.1a Recorded crime incidents, Group 01 to Group 05, Q1 2009 to Q4 2010

ICCSq offence group	2009					2010				
	Q1	Q2	Q3	Q4	Total	Q1	Q2	Q3	Q4	Total
01 Homicide offences	25	29	17	17	88	27	23	19	20	89
01a Murder	15	16	12	13	56	16	12	11	14	53
01b Manslaughter	2	1	0	1	4	2	1	2	0	5
01c Infanticide	0	0	0	0	0	0	0	0	0	0
01d Dangerous driving leading to death	8	12	5	3	28	9	10	6	6	31
02 Sexual offences	442	386	338	314	1,480	688	662	630	391	2,371
02a Rape of a male or female	113	89	98	76	376	122	117	135	105	479
02b Defilement of a boy or girl less than 17 years old	45	22	22	15	104	45	50	42	22	159
02c Sexual offence involving mentally impaired person	1	3	0	4	8	4	4	4	4	16
02d Aggravated sexual assault	1	3	2	2	8	4	0	2	1	7
02e Sexual assault (not aggravated)	259	242	198	195	894	480	439	387	227	1,533
02f Other sexual offences	23	27	18	22	90	33	52	60	32	177
03 Attempts or threats to murder, assaults, harassments and related offences	4,543	4,728	4,763	4,319	18,353	4,269	4,609	4,643	4,184	17,705
03a Murder-attempt	2	1	3	1	7	1	1	2	2	6
03b Murder-threat	53	55	56	61	225	85	110	90	76	361
03c Assault causing harm, poisoning	894	992	969	878	3,733	900	944	997	872	3,713
03d Other assault	2,910	3,036	3,100	2,801	11,847	2,636	2,983	2,947	2,759	11,325
03e Harassment and related offences	684	644	635	578	2,541	647	571	607	475	2,300
04 Dangerous or negligent acts	4,242	4,245	3,721	3,324	15,532	3,079	3,257	3,035	2,722	12,093
04a Dangerous driving causing serious bodily harm	8	4	5	1	18	6	6	3	3	18
04b Driving/In charge of a vehicle while over legal alcohol limit	3,735	3,769	3,288	2,979	13,771	2,634	2,883	2,737	2,428	10,682
04c Driving/In charge of a vehicle under the influence of drugs	256	257	214	164	891	172	156	135	139	602
04f Endangerment with potential for serious harm/death	24	11	18	12	65	10	12	20	12	54
04g Abandoning a child, child neglect and cruelty	150	136	133	101	520	188	149	65	53	455
04h Unseaworthy/dangerous use of boat or ship	0	2	1	0	3	0	1	8	0	9
04i False alarm/interference with aircraft or air transport facilities	6	6	7	2	21	1	2	3	0	6
04j Endangering traffic offences	63	60	55	65	243	68	48	64	87	267
05 Kidnapping and related offences	40	38	41	27	146	33	44	28	29	134
05a False imprisonment	27	19	21	17	84	22	26	15	21	84
05b Abduction of person under 16 years of age	2	2	5	4	13	5	4	5	6	20
05c Human trafficking offences	11	17	15	6	49	6	14	8	2	30

Table 2.2a Recorded crime incidents, Group 06 to Group 12, Q1 2009 to Q4 2010

ICCSq offence group	2009					2010				
	Q1	Q2	Q3	Q4	Total	Q1	Q2	Q3	Q4	Total
06 Robbery, extortion and hijacking offences	677	576	589	649	2,491	833	765	718	880	3,196
06a Robbery of an establishment or institution	332	240	194	264	1,030	328	238	189	330	1,085
06b Robbery of cash or goods in transit	6	3	6	9	24	5	6	5	5	21
06c Robbery from the person	308	304	352	346	1,310	466	483	492	504	1,945
06d Blackmail or extortion	5	3	5	10	23	5	6	5	7	23
06e Carjacking, hijacking/unlawful seizure of aircraft/vessel	26	26	32	20	104	29	32	27	34	122
07 Burglary and related offences	6,352	6,245	7,210	7,104	26,911	6,158	6,250	6,049	6,963	25,420
07a Aggravated burglary	98	81	92	97	368	88	72	79	94	333
07b Burglary (not aggravated)	6,172	6,039	7,005	6,898	26,114	5,984	6,035	5,831	6,728	24,578
07c Possession of an article (with intent to burgle, steal, demand)	82	125	113	109	429	86	143	139	141	509
08 Theft and related offences	18,673	19,985	19,997	18,376	77,031	18,350	20,049	20,028	18,402	76,829
08a Theft/Taking of vehicle and related offences	3,585	3,363	3,251	2,930	13,129	2,897	2,885	2,793	2,835	11,410
08b Theft from person	659	660	651	721	2,691	749	750	690	682	2,871
08c Theft from shop	5,033	5,366	5,146	5,120	20,665	5,006	5,557	5,280	5,050	20,893
08d Other thefts, handling stolen property	9,396	10,596	10,949	9,605	40,546	9,698	10,857	11,265	9,835	41,655
09 Fraud, deception and related offences	1,351	1,311	1,177	1,108	4,947	1,324	1,264	1,245	1,163	4,996
09a Fraud, deception and related offences	1,351	1,311	1,177	1,108	4,947	1,324	1,264	1,245	1,163	4,996
10 Controlled drug offences	5,623	5,790	5,986	4,584	21,983	4,735	5,483	5,606	4,181	20,005
10a Importation of drugs	18	8	9	11	46	9	5	9	6	29
10b Cultivation or manufacture of drugs	53	65	80	75	273	65	129	194	150	538
10c Possession of drugs for sale or supply	984	1,051	1,073	921	4,029	1,047	1,028	1,158	926	4,159
10d Possession of drugs for personal use	4,358	4,447	4,610	3,403	16,818	3,444	4,103	4,041	2,935	14,523
10e Other drug offences	210	219	214	174	817	170	218	204	164	756
11 Weapons and explosives offences	966	932	1,020	1,146	4,064	877	1,026	947	1,249	4,099
11a Explosives, chemical weapons offences	11	7	15	13	46	9	13	7	12	41
11b Discharging a firearm	72	67	56	31	226	49	47	37	44	177
11c Possession of a firearm	101	101	113	106	421	104	90	92	129	415
11d Offensive weapons offences (nec)	771	751	811	650	2,983	698	869	763	710	3,040
11e Fireworks offences	11	6	25	346	388	17	7	48	354	426
12 Damage to property and to the environment	10,914	10,892	10,640	9,884	42,330	9,634	10,088	9,787	9,860	39,369
12a Arson	747	785	811	681	3,024	546	693	640	709	2,588
12b Criminal damage (not arson)	10,112	10,035	9,787	9,161	39,095	9,028	9,319	9,102	9,114	36,563
12c Litter offences	55	72	42	42	211	60	76	45	37	218

Table 2.3a Recorded crime incidents, Group 13 and Group 15, Q1 2009 to Q4 2010

ICCSq offence group	2009					2010				
	Q1	Q2	Q3	Q4	Total	Q1	Q2	Q3	Q4	Total
13 Public order and other social code offences	13,776	14,924	14,749	13,902	57,351	12,482	14,390	14,651	13,421	54,944
13a Disorderly conduct	11,877	12,900	12,741	11,951	49,469	10,701	12,267	12,693	11,687	47,348
13b Trespass offences	889	997	986	921	3,793	800	1,139	1,028	820	3,787
13c Liquor licensing offences	825	832	815	813	3,285	783	750	668	625	2,826
13d Prostitution offences	29	21	17	26	93	24	52	57	72	205
13e Regulated betting/money collection/trading offences	98	95	130	129	452	115	86	110	118	429
13f Other social code offences (nec)	58	79	60	62	259	59	96	95	99	349
15 Offences against Government, justice procedures and organisation of crime	3,282	3,139	2,833	2,647	11,901	2,981	3,040	2,704	2,688	11,413
15a Offences against government and its agents (nec)	171	134	136	130	571	98	117	88	62	365
15b Organisation of crime and conspiracy to commit crime	2	3	0	0	5	5	3	4	6	18
15c Perverting the course of justice	41	37	40	33	151	27	12	26	30	95
15d Offences while in custody, breach of court orders	3,068	2,965	2,657	2,484	11,174	2,851	2,908	2,586	2,590	10,935

Table 2.1b Recorded crime incidents, Group 01 to Group 05, Q1 2011 to Q1 2012

ICCSq offence group	2011					2012
	Q1	Q2	Q3	Q4	Total	Q1
01 Homicide offences	24	18	16	8	66	23
01a Murder	13	12	11	6	42	20
01b Manslaughter	2	0	0	1	3	0
01c Infanticide	0	0	0	0	0	0
01d Dangerous driving leading to death	9	6	5	1	21	3
02 Sexual offences	583	479	547	416	2,025	542
02a Rape of a male or female	143	107	119	102	471	130
02b Defilement of a boy or girl less than 17 years old	46	44	23	26	139	41
02c Sexual offence involving mentally impaired person	1	6	3	1	11	9
02d Aggravated sexual assault	2	3	1	4	10	3
02e Sexual assault (not aggravated)	350	261	361	249	1,221	325
02f Other sexual offences	41	58	40	34	173	34
03 Attempts or threats to murder, assaults, harassments and related offences	4,307	4,305	4,217	3,913	16,742	3,772
03a Murder-attempt	2	1	1	2	6	5
03b Murder-threat	107	104	89	93	393	84
03c Assault causing harm, poisoning	933	896	908	826	3,563	781
03d Other assault	2,728	2,846	2,775	2,565	10,914	2,473
03e Harassment and related offences	537	458	444	427	1,866	429
04 Dangerous or negligent acts	2,617	2,427	2,516	2,380	9,940	2,342
04a Dangerous driving causing serious bodily harm	5	3	4	0	12	1
04b Driving/In charge of a vehicle while over legal alcohol limit	2,346	2,199	2,267	2,177	8,989	2,145
04c Driving/In charge of a vehicle under the influence of drugs	131	125	105	78	439	71
04f Endangerment with potential for serious harm/death	15	29	33	21	98	14
04g Abandoning a child, child neglect and cruelty	65	33	46	50	194	61
04h Unseaworthy/dangerous use of boat or ship	1	3	0	0	4	0
04i False alarm/interference with aircraft or air transport facilities	0	0	4	1	5	2
04j Endangering traffic offences	54	35	57	53	199	48
05 Kidnapping and related offences	27	19	33	27	106	21
05a False imprisonment	18	13	22	21	74	11
05b Abduction of person under 16 years of age	3	3	5	3	14	6
05c Human trafficking offences	6	3	6	3	18	4

Table 2.2b Recorded crime incidents, Group 06 to Group 12, Q1 2011 to Q1 2012

ICCSq offence group	2011					2012
	Q1	Q2	Q3	Q4	Total	Q1
06 Robbery, extortion and hijacking offences	801	647	704	759	2,911	795
06a Robbery of an establishment or institution	299	225	243	303	1,070	340
06b Robbery of cash or goods in transit	9	9	10	11	39	17
06c Robbery from the person	451	387	430	410	1,678	408
06d Blackmail or extortion	8	2	3	11	24	6
06e Carjacking, hijacking/unlawful seizure of aircraft/vessel	34	24	18	24	100	24
07 Burglary and related offences	6,700	6,194	6,601	7,999	27,494	7,987
07a Aggravated burglary	98	80	75	82	335	73
07b Burglary (not aggravated)	6,461	5,961	6,363	7,742	26,527	7,744
07c Possession of an article (with intent to burgle, steal, demand)	141	153	163	175	632	170
08 Theft and related offences	19,540	19,095	19,703	18,556	76,894	18,760
08a Theft/Taking of vehicle and related offences	3,022	2,591	2,478	2,247	10,338	2,223
08b Theft from person	858	761	1,006	1,052	3,677	1,070
08c Theft from shop	4,693	4,918	5,274	5,128	20,013	4,642
08d Other thefts, handling stolen property	10,967	10,825	10,945	10,129	42,866	10,825
09 Fraud, deception and related offences	1,550	1,193	1,321	1,255	5,319	1,638
09a Fraud, deception and related offences	1,550	1,193	1,321	1,255	5,319	1,638
10 Controlled drug offences	4,224	4,511	4,970	4,005	17,710	4,276
10a Importation of drugs	11	12	9	9	41	8
10b Cultivation or manufacture of drugs	102	154	188	136	580	110
10c Possession of drugs for sale or supply	1,012	936	1,011	929	3,888	1,001
10d Possession of drugs for personal use	2,983	3,265	3,614	2,817	12,679	3,016
10e Other drug offences	116	144	148	114	522	141
11 Weapons and explosives offences	886	795	859	941	3,481	746
11a Explosives, chemical weapons offences	20	25	13	21	79	17
11b Discharging a firearm	53	38	40	34	165	38
11c Possession of a firearm	91	74	65	67	297	66
11d Offensive weapons offences (nec)	711	650	699	571	2,631	617
11e Fireworks offences	11	8	42	248	309	8
12 Damage to property and to the environment	9,526	8,840	8,528	8,766	35,660	8,694
12a Arson	558	569	576	574	2,277	504
12b Criminal damage (not arson)	8,902	8,214	7,903	8,159	33,178	8,117
12c Litter offences	66	57	49	33	205	73

Table 2.3b Recorded crime incidents, Group 13 and Group 15, Q1 2011 to Q1 2012

ICCSq offence group	2011					2012
	Q1	Q2	Q3	Q4	Total	Q1
13 Public order and other social code offences	12,809	12,079	12,643	11,495	49,026	10,933
13a Disorderly conduct	11,062	10,327	10,894	9,804	42,087	9,333
13b Trespass offences	922	980	953	746	3,601	833
13c Liquor licensing offences	614	592	591	546	2,343	493
13d Prostitution offences	79	44	46	59	228	43
13e Regulated betting/money collection/trading offences	67	63	82	87	299	57
13f Other social code offences (nec)	65	73	77	253	468	174
15 Offences against Government, justice procedures and organisation of crime	2,829	2,530	2,338	2,329	10,026	2,307
15a Offences against government and its agents (nec)	123	120	123	87	453	70
15b Organisation of crime and conspiracy to commit crime	4	4	1	13	22	0
15c Perverting the course of justice	26	17	18	19	80	21
15d Offences while in custody, breach of court orders	2,676	2,389	2,196	2,210	9,471	2,216

Table 3 Recorded crime incidents classified by offence group, Garda region and annualised total¹ Q1, 2011 and 2012

ICCSq offence group	Garda region						State
	Northern	Western	Southern	Eastern	South Eastern	Dublin Metropolitan	
Annualised total to Q1 2012							
01 Homicide offences	8	7	14	5	10	21	65
02 Sexual offences	254	198	400	308	234	590	1,984
03 Attempts or threats to murder, assaults, harassments and related offences	2,195	1,887	3,051	2,447	2,110	4,517	16,207
04 Dangerous or negligent acts	1,217	1,132	1,949	1,460	1,280	2,627	9,665
05 Kidnapping and related offences	17	7	12	17	10	37	100
06 Robbery, extortion and hijacking offences	124	81	250	297	180	1,973	2,905
07 Burglary and related offences	2,540	2,141	3,598	5,842	3,615	11,045	28,781
08 Theft and related Offences	5,169	5,359	10,982	10,824	7,260	36,520	76,114
09 Fraud, deception and related offences	515	495	733	765	477	2,422	5,407
10 Controlled drug offences	1,372	1,133	3,257	2,470	2,164	7,366	17,762
11 Weapons and explosives offences	244	231	571	426	303	1,566	3,341
12 Damage to property and to the environment	3,231	2,799	6,036	5,277	3,741	13,744	34,828
13 Public order and other social code offences	5,204	5,324	10,939	5,217	6,003	14,463	47,150
15 Offences against Government, justice procedures and organisation of crime	542	695	1,193	930	799	5,345	9,504
Annualised total to Q1 2011							
01 Homicide offences	11	7	25	14	5	24	86
02 Sexual offences	315	247	476	330	300	598	2,266
03 Attempts or threats to murder, assaults, harassments and related offences	2,478	2,026	3,323	2,596	2,323	4,997	17,743
04 Dangerous or negligent acts	1,514	1,414	2,271	1,713	1,532	3,187	11,631
05 Kidnapping and related offences	13	11	19	19	17	49	128
06 Robbery, extortion and hijacking offences	141	91	343	323	179	2,087	3,164
07 Burglary and related offences	2,194	2,283	3,265	4,573	2,996	10,651	25,962
08 Theft and related Offences	5,705	5,711	11,629	11,021	7,452	36,501	78,019
09 Fraud, deception and related offences	614	526	661	724	434	2,263	5,222
10 Controlled drug offences	1,332	1,218	3,668	2,634	2,396	8,246	19,494
11 Weapons and explosives offences	374	270	711	474	404	1,875	4,108
12 Damage to property and to the environment	3,901	3,202	6,834	5,787	4,191	15,346	39,261
13 Public order and other social code offences	6,247	6,542	12,490	6,104	6,497	17,391	55,271
15 Offences against Government, justice procedures and organisation of crime	640	788	1,425	1,095	1,075	6,238	11,261
Annualised total change to Q1 2012							
01 Homicide offences	- 3	0	- 11	- 9	+ 5	- 3	- 21
02 Sexual offences	- 61	- 49	- 76	- 22	- 66	- 8	- 282
03 Attempts or threats to murder, assaults, harassments and related offences	- 283	- 139	- 272	- 149	- 213	- 480	- 1,536
04 Dangerous or negligent acts	- 297	- 282	- 322	- 253	- 252	- 560	- 1,966
05 Kidnapping and related offences	+ 4	- 4	- 7	- 2	- 7	- 12	- 28
06 Robbery, extortion and hijacking offences	- 17	- 10	- 93	- 26	+ 1	- 114	- 259
07 Burglary and related offences	+ 346	- 142	+ 333	+ 1,269	+ 619	+ 394	+ 2,819
08 Theft and related Offences	- 536	- 352	- 647	- 197	- 192	+ 19	- 1,905
09 Fraud, deception and related offences	- 99	- 31	+ 72	+ 41	+ 43	+ 159	+ 185
10 Controlled drug offences	+ 40	- 85	- 411	- 164	- 232	- 880	- 1,732
11 Weapons and explosives offences	- 130	- 39	- 140	- 48	- 101	- 309	- 767
12 Damage to property and to the environment	- 670	- 403	- 798	- 510	- 450	- 1,602	- 4,433
13 Public order and other social code offences	- 1,043	- 1,218	- 1,551	- 887	- 494	- 2,928	- 8,121
15 Offences against Government, justice procedures and organisation of crime	- 98	- 93	- 232	- 165	- 276	- 893	- 1,757

¹ The annualised figure for a given quarter is the total number of crimes recorded in the 12 months prior to end of that quarter.

Background Notes

Introduction The Crime Incidents, Quarter 1, 2012 release provides provisional figures for the number of offences recorded by An Garda Síochána, based on the Irish Crime Classification System (ICCS) but excluding elements of Group 4 (*Dangerous or Negligent Acts*), and all of Groups 14 (*Road and Traffic Offences (Not Elsewhere Classified or nec)*) and 16 (*Offences Not Elsewhere Classified*). Figures are provided from Quarter 1, 2009 to Quarter 1, 2012. The information supplied in this report refers only to crime incidents known to An Garda Síochána and recorded as such in the Garda PULSE (Police Using Leading Systems Effectively) system. Because of timing issues with respect to the extraction of data, figures may be revised subsequent to this publication.

Crime recording Incidents reported or which become known to members of An Garda Síochána are recorded when, on the balance of probability, a Garda determines that a criminal offence defined by law has taken place, and there is no credible evidence to the contrary. If it is subsequently determined that a criminal offence did not take place, the criminal offence recorded is invalidated and is not counted in the statistics. If a person makes a report and subsequently withdraws it by stating that the criminal act did not take place, then this too is invalidated unless there is evidence to suggest that, by reasonable probability, the offence has taken place. For criminal offences where victim confirmation is required (e.g. assault, fraud), a criminal offence is recorded only where the victim confirms the offence or where there is evidence to suggest that by reasonable probability it occurred. Another important feature of a recorded offence is that it is based on the date reported to, or that it became known to, the Gardaí. This has major implications for some offence types. Notable amongst these are sexual offences, as it has often been the case that such incidents have been reported to An Garda Síochána many years (sometimes decades) after the event(s). Thus a sexual assault, which occurred in 1960, would be included in the statistics for 2008 if it was first reported in that year.

Crime classification A criminal offence is classified as a particular offence type at the initial recording of that offence. However, upon investigation, it may later become apparent that an alternative offence type should be used. In this event, the record is amended to reflect this. Re-classification on the basis of court proceedings only occurs in relation to homicide offences. A murder offence is reclassified as manslaughter when a charge of manslaughter commences or when a murder charge results in a conviction for manslaughter. It is also possible, though more rare, that an incident originally classified as manslaughter may be re-classified as murder. Also, a re-classification to a homicide offence occurs when, for example, a serious assault has been recorded and, some time later, the victim dies as a consequence of the assault.

General counting rules Crime counting rules are applied to all criminal offences for the purposes of the statistics. The following are the main rules relevant to the quarterly figures:

Primary Offence Rule: Where two or more criminal offences are disclosed in a single episode, it is the primary criminal offence that is counted. The primary offence is that offence which the greater penalty may apply. Where offences have similar penalties, offences against the person take precedence over offences against property for the purpose of determining the primary offence.

One Offence Counts Per Victim: One offence counts per victim involved with the exceptions of cheque/credit card fraud and burglary. Under certain circumstances, the cheque/credit card exception necessitates that a series of these offences counts as one crime where the originating bank ultimately suffers the loss. The burglary exception dictates that one burglary offence is counted where property belonging to two or more victims is stolen (or damaged) during a single burglary.

Continuous Series Involving the Same Victim and Same Offender: A continuous series of offences against the same victim involving the same offender counts as one offence.

ICCSq Offence Groups

01 Homicide offences	01a	Murder	Murder
	01b	Manslaughter	Manslaughter
	01c	Infanticide	Infanticide
	01d	Dangerous driving leading to death	Manslaughter (traffic fatality) Dangerous driving causing death
02 Sexual offences	02a	Rape of a male or female	Rape of a male or female Rape Section 4
	02b	Defilement of a boy or girl less than 17 years old	Unlawful carnal knowledge / Criminal law (Sexual Offences Act) 2006 Buggery
	02c	Sexual offence involving mentally impaired person	Sexual offence involving mentally impaired person
	02d	Aggravated sexual assault	Aggravated sexual assault
	02e	Sexual assault (not aggravated)	Sexual assault
	02f	Other sexual offences	Incest Child pornography offences Child pornography – obstruction of warrant Gross indecency
03 Attempts or threats to murder, assaults, harassments and related offences	03a	Murder-attempt	Murder-attempt
	03b	Murder-threat	Murder-threat
	03c	Assault causing harm, poisoning	Assault causing harm Poisoning
	03d	Other assault	Assault or obstruction of Garda/official, resisting arrest Minor assault
	03e	Harassment and related offences	Coercion Harassment, stalking, threats Demanding payment of debt causing alarm Housing Act Menacing phone calls Incitement to hatred offences
04 Dangerous or negligent acts	04a	Dangerous driving causing serious bodily harm	Dangerous driving causing serious bodily harm
	04b	Driving/In charge of a vehicle while over legal alcohol limit	Driving/In charge of a vehicle while over legal alcohol limit
	04c	Driving/In charge of a vehicle under the influence of drugs	Driving/In charge of a vehicle under the influence of drugs
	04f	Endangerment with potential for serious harm or death	Endangerment with potential for serious harm or death
	04g	Abandoning a child, child neglect and cruelty	Abandoning a child, child neglect and cruelty
	04h	Unseaworthy/dangerous use of boat or ship	Unseaworthy/dangerous use of boat or ship
	04i	False alarm/interference with aircraft or air transport facilities	False alarm/interference with aircraft or air transport facilities
	04j	Endangering traffic offences	Endangering traffic offences
05 Kidnapping and related offences	05a	False imprisonment	False imprisonment
	05b	Abduction of person under 16 years of age	Abduction of person under 16 years of age
	05c	Human trafficking offences	Human trafficking offences

06 Robbery, extortion and hijacking offences	06a	Robbery of an establishment or institution	Robbery of an establishment or institution
	06b	Robbery of cash or goods in transit	Robbery of cash or goods in transit
	06c	Robbery from the person	Robbery from the person
	06d	Blackmail or extortion	Blackmail or extortion
	06e	Carjacking, hijacking/unlawful seizure of aircraft/vessel	Carjacking, hijacking/unlawful seizure of aircraft/vessel
07 Burglary and related offences	07a	Aggravated burglary	Aggravated burglary
	07b	Burglary (not aggravated)	Burglary (not aggravated)
	07c	Possession of an article (with intent to burgle, steal, demand)	Possession of an article (with intent to burgle, steal, demand)
08 Theft and related Offences	08a	Theft/Taking of vehicle and related offences	Theft/Unauthorised taking of vehicle Interfering with vehicle (with intent to steal item or vehicle)
	08b	Theft from person	Theft from person
	08c	Theft from shop	Theft from shop
	08d	Other thefts, handling stolen property	Theft from vehicle Theft/ Unauthorised taking of a pedal cycle Theft of, or interference with, mail Handling or possession of stolen property Theft of other property
09 Fraud, deception and related offences	09a	Fraud, deception and related offences	Fraud, deception, false pretence offences Forging an instrument to defraud Possession of an article for use in fraud, deception or extortion Falsification of accounts Offences under the Companies Act Offences under the Investment Intermediaries Act Offences under the Stock Exchange Act Money laundering Embezzlement Fraud against the European Union Importation/Sale/Supply of tobacco Counterfeiting notes and coins Counterfeiting of goods Bad debts criminal (Debtors Ireland) Corruption (involving public office holder)
10 Controlled drug offences	10a	Importation of drugs	Importation of drugs
	10b	Cultivation or manufacture of drugs	Cultivation or manufacture of drugs
	10c	Possession of drugs for sale or supply	Possession of drugs for sale or supply
	10d	Possession of drugs for personal use	Possession of drugs for personal use
	10e	Other drug offences	Forged or altered prescription offences obstruction under the Drugs Act
11 Weapons and explosives offences	11a	Explosives, chemical weapons offences	Causing an explosion Making of explosives Possession of explosives Chemical weapons offences
	11b	Discharging a firearm	Discharging a firearm
	11c	Possession of a firearm	Possession of a firearm
	11d	Offensive weapons offences (nec)	Possession of offensive weapons (not firearms)
	11e	Fireworks offences	Fireworks offences (for sale, igniting etc.)

12 Damage to property and to the environment	12a Arson	Arson
	12b Criminal damage (not arson)	Criminal damage (not arson)
	12c Litter offences	Litter offences
13 Public order and other social code offences	13a Disorderly conduct	Affray/Riot/Violent disorder Public order offences Drunkenness offences Air rage-disruptive or drunken behaviour on aircraft
	13b Trespass offences	Forcible entry and occupation (not burglary) Trespass on lands or enclosed areas
	13c Liquor licensing offences	Liquor licensing offences Registered clubs offences Special restaurant offences Provision of intoxicating liquor to under 18 year olds Purchase or consumption of alcohol by under 18 year olds Sale of intoxicating liquor to under 18 year olds
	13d Prostitution offences	Brothel keeping Organisation of prostitution Prostitution, including soliciting etc.
	13e Regulated betting or money, collection or trading offences	Offences under the Betting Acts Collecting money without permit, unauthorised collection Offences under Gaming and Lotteries Acts Permit/License offences for casual/street trading
	13f Other social code offences (nec)	Allowing a child (under 16 years) to beg Bigamy Bestiality Indecency Begging
15 Offences against Government, justice procedures and organisation of crime	15a Offences against government and its agents (nec)	Treason Breaches of Offences Against the State Acts Breaches of Official Secrets Act Impersonating member of An Garda Síochána Electoral offences including personation Public mischief-annoying phone calls, wasting police time Criminal Assets Bureau offences Non compliance with Garda direction
	15b Organisation of crime and conspiracy to commit crime	Criminal organisation offences (organised crime) Conspiracy to commit a crime
	15c Perverting the course of justice	Perjury Interfering with a jury (embracery) Assisting offenders Public mischief, pervert course of justice, conceal offence

**15 Offences against
Government,
justice procedures
and organisation
of crime
(contd)**

15d Offences while in custody,
breach of court orders

Escape or help to escape from custody
Prison offences
Breach of Domestic Violence Order
(protection, safety, barring)
Breach of order under Family Law Act
Breach of bail
Failure to comply under Sex Offenders
Act
Other failure to comply with court order,
jury summons, warrant etc.