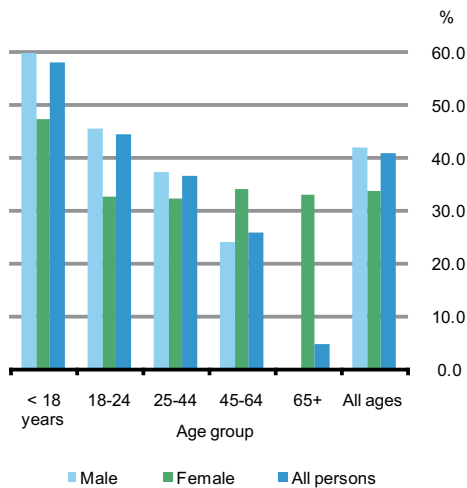




Figure 1: Recidivism rates by age and sex, 2008 cohort



Probation Recidivism 2008 cohort

Table 1.1 Offender numbers classified by whether there, was a re-offence within three years, 2008 cohort

	Re-offence within three years			Recidivism ¹
	Yes	No	Total	rate %
Total offenders	1,543	2,218	3,761	41.0
Sex				
Male	1,373	1,888	3,261	42.1
Female	170	330	500	34.0
All persons age group				
<18	161	116	277	58.1
18-24	734	916	1,650	44.5
25-44	596	1,022	1,618	36.8
45-64	51	145	196	26.0
65 +	1	19	20	5.0
Probation type				
Community service	463	742	1,205	38.4
Probation order	1,080	1,476	2,556	42.3

¹ See Background Notes.

Published by the Central Statistics Office, Ireland.

Ardee Road
Dublin 6
Ireland

Shehard Road
Cork
Ireland

LoCall: 1890 313 414 (ROI)
0870 876 0256 (UK/NI)

Tel: +353 1 498 4000
Fax: +353 1 498 4229

Tel: +353 21 453 5000
Fax: +353 21 453 5294

Both offices may be contacted through any of these telephone numbers.

CSO on the Web: www.cso.ie
and go to

People and Society: Crime and Justice

Director General: Pádraig Dalton

Enquiries:

Crime Statistics
General queries

Crime Statistics Section,
ext 5264
Email crime@cso.ie
Information Section, ext 5021
information@cso.ie

© Central Statistics Office
The contents of this release may be quoted provided the source is given clearly and accurately. Reproduction for own or internal use is permitted.

Online ISSN 2009-7077

Over 40% of offenders re-offended within three years

In 2008, 3,761 individuals (cases) were placed on Probation orders or Community service orders. Of these, 1,543 (41.0%) re-offended within a three-year period (*see Background notes*). However, the re-offending rates (recidivism) differed significantly when considering demographic factors, type of Probation service supervision and the initial offence which placed the individual on probation (probation referral offence). *See tables 1 and 1.1.*

Recidivism was higher for males than females and for younger age groups; it also varied significantly by referral offence. Just over 40% of re-offences occurred within 12 months of commencing probation. *See table 3.*

When compared with 2007, the overall recidivism rate fell from 48.9% to 41.0%, an absolute change of -7.9%. Male recidivism decreased to 42.1%, while female recidivism fell to 34.0% in 2008.

This release is a study of individuals who were placed on Probation Orders or Community Service Orders in the year 2008 (**the 2008 cohort**), and their subsequent levels of re-offending (**which is termed recidivism, and is based on first subsequent conviction**).

Annex Table A contains figures for 2007 and 2008 based on a definition of re-offending within **two years**.

Please see the *Background Notes* for detailed information on how recidivism is defined, the scope and extent of this study, and how these figures were produced.

For more information, contact Tim Linehan at 021 453 5264 or Tricia Brew on 021 453 5490.

Figure 2: Re-offenders by age group, 2008 cohort

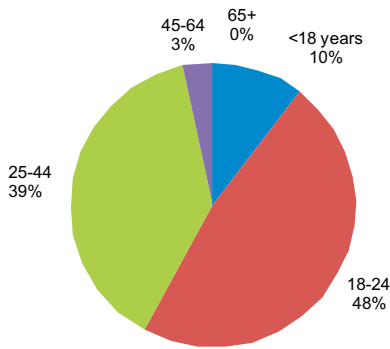
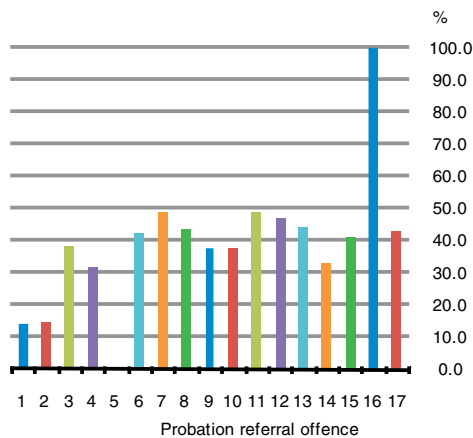


Figure 3: Recidivism rates by probation referral offence, 2008 cohort



KEY

- 1- 01 Homicide offences
- 2- 02 Sexual offences
- 3- 03 Attempts/Threats to murder, assaults, harassments and related offences
- 4- 04 Dangerous or negligent acts
- 5- 05 Kidnapping and related offences
- 6- 06 Robbery, extortion and hijacking offences
- 7- 07 Burglary and related offences
- 8- 08 Theft and related offences
- 9- 09 Fraud, deception and related offences
- 10- 10 Controlled drug offences
- 11- 11 Weapons and explosives offences
- 12- 12 Damage to property and to the environment
- 13- 13 Public order and other social code offences
- 14- 14 Road and traffic offences (NEC)
- 15- 15 Offences against Government, justice procedures and organisation of crime
- 16- 16 Offences not elsewhere classified
- 17- 99 Not stated

Rate comparison 2007 and 2008

The rate of recidivism fell by 7.9% between 2007 and 2008. Recidivism among males fell by 8.0% to 42.1% in 2008 while female recidivism fell by 7.1% to 34.0% in the same period. Falls in the recidivism rates were also observed across all age groups. See table 1.

When considering age by sex, these trends continued, with the exception of females aged 45-64 and 65+ (these are a small group of individuals). Recidivism among those referred to Community Service fell by almost 7%, while recidivism among those under Probation Orders fell by almost 9% between 2007 and 2008.

Recidivism fell in most offence groups between 2007 and 2008. However, rises were observed for groups including *Group 09 Fraud, Deception and related offences*, where the rate rose by 9.2%.

Recidivism by age and sex

Of the 3,261 males in the 2008 cohort, 42.1% reoffended within three years, the corresponding figure for females was 34.0%. See table 1 and figure 1.

Recidivism rates decreased with age group. While 58.1% of individuals aged less than 18 years re-offended; the recidivism rate fell to 26.0% in the 45-64 year age category, and to 5.0% in the 65 years and older age category (though it is important to note that only 20 individuals were in the latter age group).

This pattern does not necessarily follow through when considering age group by sex. 59.9% of the 237 males aged less than 18 years re-offended, compared with 24.2% of males aged 45-64. Female re-offending rates increased slightly (32.5% to 34.3%) between the 25-44 year age category and 45-64 year age category (again there is a small number of females in the latter category).

Type of probation

Of those placed on Community service orders (1,205), 463 (38.4%) re-offended within a three-year-period. In contrast, the recidivism rate of those issued with Probation orders was 42.3% (1,080 cases). See figure 4.

Probation referral offence

Recidivism rates differed by probation referral offence (the offence for which the individual was placed on Probation service supervision). While 31.6% of the 196 cases referred for *Group 04 Dangerous and Negligent Acts* offences re-offended, the re-offending rates for *Group 07 Burglary and Related Offences* was 49.0% and 48.7% for *Group 11 Weapons and Explosives Offences*. See figure 3.

Probation referral offence and re-offence

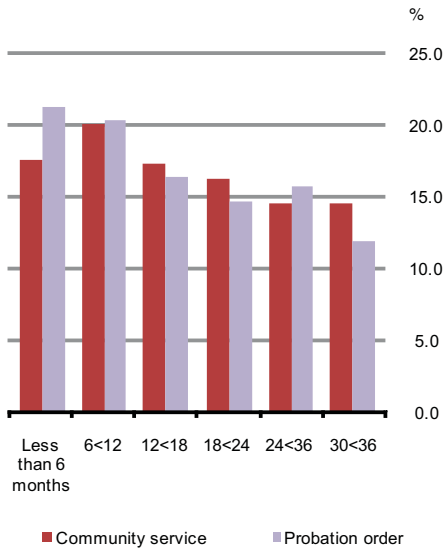
Of the 1,543 re-offenders 44.4% (685) committed a first subsequent re-offence in the category of *Group 13 Public Order and Other Social Code Offences*, while 262 (17.0%) of re-offences were in *Group 08 Theft and Related Offences*; 148 (9.6%) for *Group 10 Controlled Drugs Offences* and 114 (7.4%) for *Group 04 Dangerous and Negligent Acts* offences. See table 2.

Regarding referral offences, and subsequent re-offences, different trends were seen across different offence groups. Of the 329 re-offences where the initial offence was classified under *Group 13 Public Order and Other Social Code Offences*, 213 (64.7%) of the subsequent re-offences were also classified under Group13.

Such a relationship between referral offence and subsequent re-offence is not as evident in other groups. Of re-offenders initially referred for *Group 08 Theft and Related Offences*, 98 (30.6%) re-offended in the same group, while 122 (38.1%) re-offended in *Group 13 Public Order and Other Social Code Offences*.

In the case of the 169 individuals referred for *Group 03 Attempts or Threats to Murder, Assaults, Harassments and Related Offences* who re-offended; 77 committed *Group 13 Public Order and Other Social Code Offences* as a first subsequent re-offence, while only 10 committed *Group 03 Attempts or Threats to Murder, Assaults, Harassments and Related Offences*.

Figure 4: Re-offenders by time period to first re-offence and probation type, 2008 cohort



Probation referral offence and age group

As noted on page one, a general trend is that re-offending rates decrease with age. However, the extent to which this occurs differs significantly for different referral offences.

Re-offending rates for those referred for *Group 13 Public Order and Related Offences* varied from 61.2% for those aged 18 years or younger to 30.0% in the 45-64 year age group. This effect is particularly noticeable in *Group 03 Attempts or Threats to Murder, Assaults, Harassments and Related Offences*, where 45.5% of individuals in the 18-24 year age group re-offended while only 10.0% of individuals in the 45-64 year age group re-offended. See table 4.

Time to re-offence and re-offending rates

Of the 1,543 individuals who re-offended, 40.3% did so within the first twelve months, while an additional 31.7% did so within 12 to 24 months of referral to the Probation Service. Similar patterns are seen by sex, age and probation type. See table 3.

Table 1 Offender numbers classified by sex, age group, probation type, probation referral offence and whether there was a re-offence within three years, 2007 and 2008 cohort

	2007 cohort				2008 cohort				Recidivism rate	Absolute change
	Re-offence within three years			Recidivism ¹ rate	Re-offence within three years			Recidivism rate		
	Yes	No	Total		%	Yes	No			
Total offenders	1,741	1,821	3,562	48.9	1,543	2,218	3,761	41.0	- 7.9	
Sex										
Male	1,542	1,536	3,078	50.1	1,373	1,888	3,261	42.1	- 8.0	
Female	199	285	484	41.1	170	330	500	34.0	- 7.1	
Male age group										
<18	108	48	156	69.2	142	95	237	59.9	- 9.3	
18-24	765	586	1,351	56.6	677	800	1,477	45.8	- 10.8	
25-44	613	798	1,411	43.4	515	854	1,369	37.6	- 5.8	
45-64	55	93	148	37.2	39	122	161	24.2	- 12.9	
65 +	1	11	12	8.3	0	17	17	0.0	- 8.3	
Female age group										
<18	16	9	25	64.0	19	21	40	47.5	- 16.5	
18-24	71	95	166	42.8	57	116	173	32.9	- 9.8	
25-44	104	160	264	39.4	81	168	249	32.5	- 6.9	
45-64	8	20	28	28.6	12	23	35	34.3	+ 5.7	
65 +	0	1	1	0.0	1	2	3	33.3	+ 33.3	
All persons age group										
<18	124	57	181	68.5	161	116	277	58.1	- 10.4	
18-24	836	681	1,517	55.1	734	916	1,650	44.5	- 10.6	
25-44	717	958	1,675	42.8	596	1,022	1,618	36.8	- 6.0	
45-64	63	113	176	35.8	51	145	196	26.0	- 9.8	
65 +	1	12	13	7.7	1	19	20	5.0	- 2.7	
Probation type										
Community service	577	702	1,279	45.1	463	742	1,205	38.4	- 6.7	
Probation order	1,164	1,119	2,283	51.0	1,080	1,476	2,556	42.3	- 8.7	
Probation referral offence										
01 Homicide offences	1	2	3	33.3	1	6	7	14.3	- 19.0	
02 Sexual offences	7	25	32	21.9	5	29	34	14.7	- 7.2	
03 Attempts/Threats to Murder, assaults, harassments and related offences	162	253	415	39.0	169	274	443	38.1	- 0.9	
04 Dangerous or negligent acts	65	90	155	41.9	62	134	196	31.6	- 10.3	
05 Kidnapping and related offences	0	2	2	0.0	0	1	1	0.0	0.0	
06 Robbery, extortion and hijacking offences	40	49	89	44.9	31	42	73	42.5	- 2.5	
07 Burglary and related offences	120	73	193	62.2	103	107	210	49.0	- 13.1	
08 Theft and related offences	355	335	690	51.4	320	415	735	43.5	- 7.9	
09 Fraud, deception and related offences	15	38	53	28.3	18	30	48	37.5	+ 9.2	
10 Controlled drug offences	231	337	568	40.7	212	355	567	37.4	- 3.3	
11 Weapons and explosives offences	52	48	100	52.0	58	61	119	48.7	- 3.3	
12 Damage to property and to the environment	95	80	175	54.3	97	110	207	46.9	- 7.4	
13 Public order and other social code offences	435	274	709	61.4	329	418	747	44.0	- 17.3	
14 Road and traffic offences (NEC)	114	149	263	43.3	73	147	220	33.2	- 10.2	
15 Offences against Government, justice procedures and organisation of crime	48	58	106	45.3	57	81	138	41.3	- 4.0	
16 Offences not elsewhere classified	1	7	8	12.5	2	0	2	100.0	+ 87.5	
Not stated	0	1	1	0.0	6	8	14	42.9	+ 42.9	

¹ See Background Notes.

Table 2 Re-offender numbers classified by probation referral offence and subsequent re-offence, 2008 cohort

	Subsequent re-offence						
	01 Homicide offences	02 Sexual offences	03 Attempts/ Threats to murder, assaults, harassments and related offences	04 Dangerous or negligent acts	05 Kidnapping and related offences	06 Robbery, extortion and hijacking offences	07 Burglary and related offences
Total re-offenders	1	0	35	114	1	13	64
Probation referral offence							
01 Homicide offences	0	0	0	0	0	0	0
02 Sexual offences	0	0	1	0	0	0	0
03 Attempts/Threats to murder, assaults, harassments and related offences	0	0	10	17	0	0	6
04 Dangerous or negligent acts	0	0	1	12	0	0	0
05 Kidnapping and related offences	0	0	0	0	0	0	0
06 Robbery, extortion and hijacking offences	0	0	0	1	1	1	3
07 Burglary and related offences	1	0	2	5	0	0	11
08 Theft and related offences	0	0	2	14	0	7	18
09 Fraud, deception and related offences	0	0	0	0	0	0	0
10 Controlled drug offences	0	0	6	24	0	1	9
11 Weapons and explosives offences	0	0	0	5	0	0	3
12 Damage to property and to the environment	0	0	2	3	0	1	3
13 Public order and other social code offences	0	0	6	25	0	2	7
14 Road and traffic offences (NEC)	0	0	4	6	0	0	3
15 Offences against Government, justice procedures and organisation of crime	0	0	1	1	0	1	1
16 Offences not elsewhere classified	0	0	0	1	0	0	0
Not stated	0	0	0	0	0	0	0

Table 2 (contd.) Re-offender numbers classified by probation referral offence and subsequent re-offence, 2008 cohort

Subsequent re-offence							Total	
08 Theft and related offences	09 Fraud, deception and related offences	10 Controlled drug offences	11 Weapons and explosives offences	12 Damage to property and to the environment	13 Public order and other social code offences	15 Offences against Government, justice procedures and organisation of Crime		
262	12	148	34	50	685	124	1,543	Total re-offenders
Probation referral offence								
0	0	0	0	0	0	1	1	01 Homicide offences
1	0	0	0	0	3	0	5	02 Sexual offences
11	0	16	4	11	77	17	169	03 Attempts/Threats to murder, assaults, harassments and related offences
7	2	3	1	1	29	6	62	04 Dangerous or negligent acts
0	0	0	0	0	0	0	0	05 Kidnapping and related offences
4	0	5	1	1	11	3	31	06 Robbery, extortion and hijacking offences
24	0	8	4	5	34	9	103	07 Burglary and related offences
98	5	14	3	9	122	28	320	08 Theft and related offences
6	1	3	0	1	6	1	18	09 Fraud, deception and related offences
37	2	50	5	3	63	12	212	10 Controlled drug offences
7	0	7	3	2	29	2	58	11 Weapons and explosives offences
21	1	12	3	5	40	6	97	12 Damage to property and to the environment
25	0	17	6	10	213	18	329	13 Public order and other social code offences
15	1	10	2	1	23	8	73	14 Road and traffic offences (NEC)
3	0	3	2	1	31	13	57	15 Offences against Government, justice procedures and organisation of crime
0	0	0	0	0	1	0	2	16 Offences not elsewhere classified
3	0	0	0	0	3	0	6	Not stated

Table 3 Re-offender numbers classified by time period to first re-offence, sex, age group and probation type, 2008 cohort

	Time period to first re-offence												Total	
	Less than 6 months		6<12		12<18		18<24		24<30		30<36			
	number	%	number	%	number	%	number	%	number	%	number	%		
Total re-offenders	310	20.1	312	20.2	256	16.6	233	15.1	236	15.3	196	12.7	1,543	100.0
Sex														
Male	278	20.2	279	20.3	232	16.9	210	15.3	200	14.6	174	12.7	1,373	100.0
Female	32	18.8	33	19.4	24	14.1	23	13.5	36	21.2	22	12.9	170	100.0
Male age group														
<18 years	23	16.2	30	21.1	31	21.8	23	16.2	20	14.1	15	10.6	142	100.0
18-24	125	18.5	142	21.0	125	18.5	99	14.6	97	14.3	89	13.1	677	100.0
25-44	120	23.3	98	19.0	74	14.4	78	15.1	77	15.0	68	13.2	515	100.0
45-64	10	25.6	9	23.1	2	5.1	10	25.6	6	15.4	2	5.1	39	100.0
65 +	0	0.0	0	0.0	0	0.0	0	0.0	0	0.0	0	0.0	0	0.0
Female age group														
<18 years	3	15.8	3	15.8	1	5.3	3	15.8	4	21.1	5	26.3	19	100.0
18-24	11	19.3	10	17.5	12	21.1	8	14.0	11	19.3	5	8.8	57	100.0
25-44	15	18.5	16	19.8	11	13.6	9	11.1	20	24.7	10	12.3	81	100.0
45-64	2	16.7	4	33.3	0	0.0	3	25.0	1	8.3	2	16.7	12	100.0
65 +	1	100.0	0	0.0	0	0.0	0	0.0	0	0.0	0	0.0	1	100.0
All persons age group														
<18 years	26	16.1	33	20.5	32	19.9	26	16.1	24	14.9	20	12.4	161	100.0
18-24	136	18.5	152	20.7	137	18.7	107	14.6	108	14.7	94	12.8	734	100.0
25-44	135	22.7	114	19.1	85	14.3	87	14.6	97	16.3	78	13.1	596	100.0
45-64	12	23.5	13	25.5	2	3.9	13	25.5	7	13.7	4	7.8	51	100.0
65 +	1	100.0	0	0.0	0	0.0	0	0.0	0	0.0	0	0.0	1	100.0
Probation type														
Community service	81	17.5	93	20.1	80	17.3	75	16.2	67	14.5	67	14.5	463	100.0
Probation order	229	21.2	219	20.3	176	16.3	158	14.6	169	15.6	129	11.9	1,080	100.0

Table 4 Re-offenders classified by age group and probation referral offence, 2008 cohort

	Re-offended within three years						Recidivism ¹ rate (%)					
	Age group						Age group					
	<18 years	18-24	25-44	45-64	65 +	All ages	<18 years	18-24	25-44	45-64	65 +	All ages
Total re-offenders	161	734	596	51	1	1,543	58.1	44.5	36.8	26.0	5.0	41.0
Probation referral offence												
01 Homicide offences	0	1	0	0	0	1	-	33.3	0.0	-	-	14.3
02 Sexual offences	0	1	4	0	0	5	-	10.0	22.2	0.0	0.0	14.7
03 Attempts/Threats to murder, assaults, harassments and related offences	23	87	57	2	0	169	52.3	45.5	30.8	10.0	0.0	38.1
04 Dangerous or negligent acts	3	29	23	7	0	62	42.9	42.0	25.0	25.9	0.0	31.6
05 Kidnapping and related offences	0	0	0	0	0	0	-	0.0	-	-	-	0.0
06 Robbery, extortion and hijacking offences	2	18	11	0	0	31	66.7	45.0	37.9	0.0	-	42.5
07 Burglary and related offences	21	48	33	1	0	103	67.7	47.1	46.5	16.7	-	49.0
08 Theft and related offences	50	129	124	16	1	320	60.2	45.9	37.7	43.2	20.0	43.5
09 Fraud, deception and related offences	1	8	8	1	0	18	100.0	61.5	25.8	33.3	-	37.5
10 Controlled drug offences	5	103	104	0	0	212	45.5	37.7	37.7	0.0	0.0	37.4
11 Weapons and explosives offences	3	29	23	3	0	58	42.9	58.0	46.0	25.0	-	48.7
12 Damage to property and to the environment	17	57	22	1	0	97	54.8	50.9	40.0	11.1	-	46.9
13 Public order and other social code offences	30	172	115	12	0	329	61.2	47.9	38.7	30.0	0.0	44.0
14 Road and traffic offences (NEC)	4	26	41	2	0	73	50.0	31.3	37.3	13.3	0.0	33.2
15 Offences against Government, justice procedures and organisation of crime	2	22	28	5	0	57	100.0	37.9	44.4	35.7	0.0	41.3
16 Offences not elsewhere classified	0	1	0	1	0	2	-	100.0	-	100.0	-	100.0
Not stated	0	3	3	0	0	6	-	75.0	37.5	0.0	0.0	42.9

¹ See Background Notes.

Annex

Offender numbers classified sex, age group, probation type, probation referral offence and whether there was a re-offence within *two* years,

Table A provides offender numbers for the 2007 and 2008 cohort based on a slightly different definition of recidivism. A re-offender is defined as an individual who committed a recorded offence within *two years* of commencing probation; and who is convicted in court proceedings that commenced within two years of the offence date (definition was used in the 2007 publication).

These figures are provided to facilitate international comparisons.

Table A Offender numbers classified sex, age group, probation type, probation referral offence whether there was a re-offence within two years, 2007 and 2008 cohort

	2007 cohort				2008 cohort				Recidivism rate	Absolute change
	Re-offence within two years			Recidivism ¹ rate	Re-offence within two years			Recidivism rate		
	Yes	No	Total		Yes	No	Total			
Total offenders	1,491	2,085	3,576	41.7	1,236	2,525	3,761	32.9	- 8.8	
Sex										
Male	1,323	1,763	3,086	42.9	1,106	2,155	3,261	33.9	- 9.0	
Female	168	322	490	34.3	130	370	500	26.0	- 8.3	
Male age group										
<18	99	57	156	63.5	119	118	237	50.2	- 13.3	
18-24	657	701	1,358	48.4	541	936	1,477	36.6	- 11.8	
25-44	521	891	1,412	36.9	410	959	1,369	29.9	- 6.9	
45-64	45	103	148	30.4	36	137	173	20.8	- 9.6	
65 +	1	11	12	8.3	0	5	5	0.0	- 8.3	
Female age group										
<18	16	9	25	64.0	15	25	40	37.5	- 26.5	
18-24	59	109	168	35.1	43	130	173	24.9	- 10.3	
25-44	85	183	268	31.7	61	188	249	24.5	- 7.2	
45-64	8	20	28	28.6	11	27	38	28.9	+ 0.4	
65 +	0	1	1	0.0	0	0	0	0.0	0.0	
All persons age group										
<18	115	66	181	63.5	134	143	277	48.4	- 15.2	
18-24	716	810	1,526	46.9	584	1,066	1,650	35.4	- 11.5	
25-44	606	1,074	1,680	36.1	471	1,147	1,618	29.1	- 7.0	
45-64	53	123	176	30.1	47	164	211	22.3	- 7.8	
65 +	1	12	13	7.7	0	5	5	0.0	- 7.7	
Probation type										
Community service	499	783	1,282	38.9	365	840	1,205	30.3	- 8.6	
Probation order	992	1,302	2,294	43.2	871	1,685	2,556	34.1	- 9.2	
Probation referral offence										
01 Homicide offences	1	2	3	33.3	1	5	6	16.7	- 16.7	
02 Sexual offences	6	26	32	18.8	4	30	34	11.8	- 7.0	
03 Attempts/Threats to Murder, assaults, harassments and related offences	139	276	415	33.5	129	314	443	29.1	- 4.4	
04 Dangerous or negligent acts	53	102	155	34.2	46	150	196	23.5	- 10.7	
05 Kidnapping and related offences	0	2	2	0.0	0	1	1	0.0	0.0	
06 Robbery, extortion and hijacking offences	29	60	89	32.6	24	49	73	32.9	+ 0.3	
07 Burglary and related offences	103	90	193	53.4	87	123	210	41.4	- 11.9	
08 Theft and related offences	313	378	691	45.3	254	481	735	34.6	- 10.7	
09 Fraud, deception and related offences	11	42	53	20.8	11	37	48	22.9	+ 2.2	
10 Controlled drug offences	184	384	568	32.4	171	396	567	30.2	- 2.2	
11 Weapons and explosives offences	44	55	99	44.4	43	76	119	36.1	- 8.3	
12 Damage to property and to the environment	81	94	175	46.3	78	129	207	37.7	- 8.6	
13 Public order and other social code offences	386	323	709	54.4	281	466	747	37.6	- 16.8	
14 Road and traffic offences	96	167	263	36.5	57	163	220	25.9	- 10.6	
15 Offences against Government, justice procedures and organisation of crime	44	63	107	41.1	42	96	138	30.4	- 10.7	
16 Offences not elsewhere classified	1	7	8	12.5	1	1	2	50.0	+ 37.5	
Not stated	0	14	14	0.0	7	8	15	46.7	+ 46.7	

¹ See Background Notes.

Background Notes

Introduction This release provides figures for the re-offending rates of those placed on Probation Orders, and Community Service Orders in the year 2008, (the 2008 cohort). Comparisons with the figures for the 2007 cohort are also provided in Table 1. These figures were produced using a combination of Garda Síochána and Probation Service records, based on the Irish Crime Classification System (ICCS).

The majority of those under probation in relation to sex offences are not included in this analysis. Likewise, when considering re-offending, certain road traffic offences are also excluded.

The term “offences” in this report refers only to crime incidents known to An Garda Síochána and recorded as such in the Garda PULSE (Police Using Leading Systems Effectively) system. Because of timing issues with respect to the extraction of data, figures may be revised subsequent to this publication.

Data collection The production of these statistics involved the combination of Garda PULSE and Probation CTS (Case Tracking System) data. Since there is no direct link between the two systems, a statistical matching protocol was devised by the CSO to match Probation and Garda records. For this report, Probation and Community Service Orders from 2008 for 3,761 individuals were linked from Probation CTS to their corresponding entries in the Garda PULSE system. Numerous quality control tests were then conducted to verify the accuracy of this matching system, in addition to various consultations with academics specializing in criminology.

Recidivism/Reoffending For this report, **a re-offender is defined as an individual who committed a recorded offence within three years of commencing probation; and who is convicted in court proceedings that commenced within two years of the offence date.** For example, if a person was placed on a Probation or Community Service Order on December 31st 2008, and committed an offence on the December 30st 2011, they would be considered as having re-offended if court proceedings leading to a conviction commenced within a two year period.

Annex Table A contains the 2007 and 2008 cohort figures based on a slightly different definition of recidivism. **A re-offender is defined as an individual who committed a recorded offence within two years of commencing probation; and who is convicted in court proceedings that commenced within two years of the offence date. (this definition was used in the 2007 publication).**

Court proceedings leading to a conviction From Garda PULSE, the court date is used to mark the commencement of criminal proceedings. Court proceedings leading to a conviction do not include those cases where appeals are pending. The fact that an individual is suspected of committing an offence is not enough evidence for re-offender status to be designated; a conviction must have been secured.

Probation type This report considers two types of probation: Probation Orders and Community Service Orders. These represent the vast majority of individuals under Probation Service supervision. **However, certain categories are not included, most notably sex offender orders.**

Crime recording Incidents reported or which become known to members of An Garda Síochána are recorded when, on the balance of probability, a Garda determines that a criminal offence defined by law has taken place, and there is no credible evidence to the contrary. If it is subsequently determined that a criminal offence did not take place, the criminal offence recorded is invalidated and is not counted in the statistics. If a person makes a report and subsequently withdraws it by stating that the criminal act did not take place, then this too is invalidated unless there is evidence to suggest that, by reasonable probability, the offence has taken place.

For criminal offences where victim confirmation is required (e.g. assault, fraud), a criminal offence is recorded only where the victim confirms the offence or where there is evidence to suggest that by reasonable probability it occurred. Another important feature of a recorded offence is that it is based on the date reported to, or that it became known to, the Gardaí. This has major implications for some offence types. Notable amongst these are sexual offences, as it has often been the case that such incidents have been reported to An Garda Síochána many years (sometimes decades) after the event(s). Thus a sexual assault, which occurred in 1960, would be included in the statistics for 2008 if it was first reported in that year.

Crime Classification

A criminal offence is classified as a particular offence type at the initial recording of that offence. However, upon investigation, it may later become apparent that an alternative offence type should be used. In this event, the record is amended to reflect this. Re-classification on the basis of court proceedings only occurs in relation to homicide offences. A murder offence is reclassified as manslaughter when a charge of manslaughter commences or when a murder charge results in a conviction for manslaughter. It is also possible, though more rare, that an incident originally classified as manslaughter may be re-classified as murder. Also, a re-classification to a homicide offence occurs when, for example, a serious assault has been recorded and, some time later, the victim dies as a consequence of the assault.

General Counting Rules

Crime counting rules are applied to all criminal offences for the purposes of the statistics. The following are the main rules relevant to the quarterly figures:

Primary Offence Rule: Where two or more criminal offences are disclosed in a single episode, it is the primary criminal offence that is counted. The primary offence is that offence which the greater penalty may apply. Where offences have similar penalties, offences against the person take precedence over offences against property for the purpose of determining the primary offence.

One Offence Counts Per Victim: One offence counts per victim involved with the exceptions of cheque/credit card fraud and burglary. Under certain circumstances, the cheque/credit card exception necessitates that a series of these offences counts as one crime where the originating bank ultimately suffers the loss. The burglary exception dictates that one burglary offence is counted where property belonging to two or more victims is stolen (or damaged) during a single burglary.

Continuous Series Involving the Same Victim and Same Offender: A continuous series of offences against the same victim involving the same offender counts as one offence.

ICCSq Offence Groups

01 Homicide offences	<ul style="list-style-type: none"> Murder Manslaughter Infanticide Manslaughter (traffic fatality) Dangerous driving causing death
02 Sexual offences	<ul style="list-style-type: none"> Rape of a male or female Rape Section 4 Unlawful carnal knowledge / Criminal law (Sexual Offences Act) 2006 Buggery Sexual offence involving mentally impaired person Aggravated sexual assault Sexual assault Incest Child pornography offences Child pornography – obstruction of warrant Gross indecency
03 Attempts or threats to murder, assaults, harassments and related offences	<ul style="list-style-type: none"> Murder-attempt Murder-threat Assault causing harm Poisoning Assault or obstruction of Garda/official, resisting arrest Minor assault Coercion Harassment, stalking, threats Demanding payment of debt causing alarm Housing Act Menacing phone calls Incitement to hatred offences
04 Dangerous or negligent acts	<ul style="list-style-type: none"> Dangerous driving causing serious bodily harm Driving/In charge of a vehicle while over legal alcohol limit Driving/In charge of a vehicle under the influence of drugs Endangerment with potential for serious harm or death Abandoning a child, child neglect and cruelty Unseaworthy/dangerous use of boat or ship False alarm/interference with aircraft or air transport facilities Endangering traffic offences
05 Kidnapping and related offences	<ul style="list-style-type: none"> False imprisonment Abduction of person under 16 years of age Human trafficking offences
06 Robbery, extortion and hijacking offences	<ul style="list-style-type: none"> Robbery of an establishment or institution Robbery of cash or goods in transit Robbery from the person Blackmail or extortion Carjacking, hijacking/unlawful seizure of aircraft/vessel
07 Burglary and related offences	<ul style="list-style-type: none"> Aggravated burglary Burglary (not aggravated) Possession of an article (with intent to burgle, steal, demand)

08 Theft and related offences	<ul style="list-style-type: none"> Theft/Unauthorised taking of vehicle Interfering with vehicle (with intent to steal item or vehicle) Theft from person Theft from shop Theft from vehicle Theft/ Unauthorised taking of a pedal cycle Theft of, or interference with, mail Handling or possession of stolen property Theft of other property
09 Fraud, deception and related offences	<ul style="list-style-type: none"> Fraud, deception, false pretence offences Forging an instrument to defraud Possession of an article for use in fraud, deception or extortion Falsification of accounts Offences under the Companies Act Offences under the Investment Intermediaries Act Offences under the Stock Exchange Act Money laundering Embezzlement Fraud against the European Union Importation/Sale/Supply of tobacco Counterfeiting notes and coins Counterfeiting of goods Bad debts criminal (Debtors Ireland) Corruption (involving public office holder)
10 Controlled drug offences	<ul style="list-style-type: none"> Importation of drugs Cultivation or manufacture of drugs Possession of drugs for sale or supply Possession of drugs for personal use Forged or altered prescription offences Obstruction under the Drugs Act
11 Weapons and explosives offences	<ul style="list-style-type: none"> Causing an explosion Making of explosives Possession of explosives Chemical weapons offences Discharging a firearm Possession of a firearm Possession of offensive weapons (not firearms) Fireworks offences (for sale, igniting etc.)
12 Damage to property and to the environment	<ul style="list-style-type: none"> Arson Criminal damage (not arson) Litter offences
13 Public order and other social code offences	<ul style="list-style-type: none"> Affray/Riot/Violent disorder Public order offences Drunkenness offences Air rage-disruptive or drunken behaviour on aircraft Forcible entry and occupation (not burglary) Trespass on lands or enclosed areas Liquor licensing offences Registered clubs offences Special restaurant offences Provision of intoxicating liquor to under 18 year olds Purchase or consumption of alcohol by under 18 year olds Sale of intoxicating liquor to under 18 year olds

13 Public order and other social code offences (contd)	<ul style="list-style-type: none"> Brothel keeping Organisation of prostitution Prostitution, including soliciting etc. Offences under the Betting Acts Collecting money without permit, unauthorised collection Offences under Gaming and Lotteries Acts Permit/License offences for casual/street trading Allowing a child (under 16 years) to beg Bigamy Bestiality Indecency Begging
14 Road and traffic offences (NEC)	<ul style="list-style-type: none"> Driving licence-failure to have, produce, etc. Insurance-failure to have, produce, display, etc. No tax, non-display of tax, unregistered vehicle etc. Misuse of Trade Licence Misuse of trailers, weight and other offences Obstruction under road traffic acts Other road offences Road transport - carriage of goods offences Public service vehicle offences Light rail offences (Luas)
15 Offences against Government, justice procedures and organisation of crime	<ul style="list-style-type: none"> Treason Breaches of Offences Against the State Acts Breaches of Official Secrets Act Impersonating member of An Garda Síochána Electoral offences including personation Public mischief-annoying phone calls, wasting police time Criminal Assets Bureau offences Non compliance with Garda direction Criminal organisation offences (organised crime) Conspiracy to commit a crime Perjury Interfering with a jury (embracery) Assisting offenders Public mischief, pervert course of justice, conceal offence Escape or help to escape from custody Prison offences Breach of Domestic Violence Order (protection, safety, barring) Breach of order under Family Law Act Breach of bail Failure to comply under Sex Offenders Act Other failure to comply with court order, jury summons, warrant etc.

**16 Offences not
elsewhere classified**

Illegal importation of animals
Control of horses offences
Dog ownership offences (licence, control etc)
Offences against animals
Breaches of EU fishing quota and related EU regulation
Merchant shipping / Maritime safety offences
Unauthorised accessing of data
Recording, possession or distribution of counterfeit material
Unauthorised broadcasting and illegal signal reception
Abortion
Procuring or assisting in abortion
Concealment of birth
Destroying / Disposing of a dead body
Pawnbroking offences
Offences in connection with rail travel
Employment permit offences (relating to non-Irish national)
Immigration offences /carrier liability
Private security services act 2004