



An
Phríomh-Oifig
Staidrimh

Central
Statistics
Office

2019 STATEMENT OF STRATEGY ANNUAL REPORT

Independent
insight for all

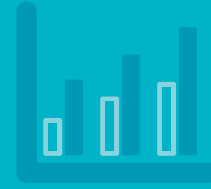


Table of Contents

1. Foreword from the Minister	4
2. Introduction from the Director General	5
3. Our Strategic Aims	6
4. Appendix 1: Reduction in Energy Usage Measures	24
5. Appendix 2: Organisation Chart	26
6. Appendix 3: Timeliness Monitor 2019	31
7. Appendix 4: Disclosure of Payment Practices	34
8. Appendix 5: Protected Disclosures	35
9. Appendix 6: Summary	36

Foreword



I welcome this progress report on the Central Statistics Office (CSO) Statement of Strategy 2016-2019 which reports on progress on CSO's strategic objectives. This is my first Annual Report on CSO since taking up my new role as Government Chief Whip and Minister of State at the Department of the Taoiseach.

The CSO is mandated to produce reliable, trustworthy and independent information providing evidence to support policy decisions for the nation as a whole and supporting the right of the citizens of Ireland to reside in an informed society. This report outlines many developments in the CSO's ongoing work to meet the demands of a fast paced and everchanging world and delivering the output's that citizens and policy makers need.

I was particularly drawn to the range of new outputs being delivered, evidence of CSO's commitment not only to deliver on its legal obligations nationally and internationally but to explore new areas where their expertise can supply new fresh information and insight for the citizen and policy maker alike. In 2019 CSO produced two reports on graduate outcomes in Ireland- Higher Education Outcomes- Graduation Year 2010-2016 and Further Education outcomes Graduation 2010-2016. These reports are the culmination of the largest ever analysis of the destinations of Irish graduates in terms of employment, work sectors, earnings and their pattern of re-enrolment in further education.

Another new output, Productivity in Ireland 2017, one of over 300 CSO outputs produced this year, provided a comprehensive overview of productivity in Ireland spanning almost the first two decades of the twenty first century.

Of course, none of this work would be possible without the drive and commitment of CSO staff, which has been tested, along with that of the rest of us during the Covid-19 pandemic.

I would like to thank CSO staff for their commitment to the delivery of insights for Ireland, for their responsiveness to user demands and for their professionalism in delivering one of the key components of a democratic society, independent, reliable information in a world where fake news and disinformation abound.

A handwritten signature in black ink that reads "Jack Chambers". The signature is fluid and cursive, with the first name "Jack" being larger and more prominent than the last name "Chambers".

JACK CHAMBERS

**Chief Whip and Minister of State
at the Department of An Taoiseach**

Introduction



As I come to write this introduction, Ireland is grappling with the Covid-19 pandemic. This places the progress that the CSO has made in the last three years on delivering the objectives set out in its last Statement of Strategy in a fresh context.

The pandemic, and the national response to it, highlight the critical importance of the work that CSO does. While medical, healthcare and front-line service provision may be the first necessities in a pandemic, the availability of timely, accurate statistics to measure and quantify its effects run in parallel. This is where the CSO delivers for Ireland.

CSO leverages administrative and survey data to generate a complete picture providing valuable insight into how COVID-19 and other significant events have and will continue to affect our economy, our people and our society. We have adapted our statistical sources and outputs to respond to the COVID-19 emergency, including the exploration of new data sources from the HSE such as numbers and duration of stays in ICU, Geo spatial analysis of COVID-19 cases, and regional spread of the virus, to name a few. Our statistical expertise has supported NPHT's modelling of the pandemic, to provide the necessary information and insight to support the development of policy responses.

It is clear the CSO adapted quickly and responsively to the needs of our users at this time. Our contribution of Official Statistics, by reflecting the lived reality of people and businesses, is helping Ireland to navigate a path through this period and supporting the development of a recovery plan.

This report marks the conclusion of the 2016-2019 Statement of Strategy process and it is timely to reflect on how the Office has progressed during this period. Over 35 new products and outputs have been developed; significant advances have been achieved in the development of the Irish Statistical System, supported by the increased secondment of statistical experts from the CSO; and the decision to have CSO take responsibility for the Growing Up In Ireland Survey and the Sexual Violence Survey offer further evidence of the esteem in which the CSO is held as a professional statistical organisation that delivers for its users. This report provides further over-view of the CSO's progress and achievements.

Our next Statement of Strategy will be informed both by CSO's recent history and in particular by our experiences through the pandemic period, which has been marked by responsiveness, learning and the strengthening of our organisational culture. This culture is never more evident than in the commitment, creativity and professionalism of CSO staff. I would like to thank them all for their resilience and consistent delivery during the lifetime of the Statement of Strategy 2016-2019 and look forward to working with them as we rise to the ambition of our Statement of Strategy 2020-2022.

A handwritten signature in white ink that reads "Padraig Dalton". The signature is fluid and cursive.

PADRAIG DALTON
September 2020

Our Strategic Aims

1.

Turn data and statistics into information and knowledge for all

Strategic Aim 1.		Progress in 2019
<p>Deliver timely, relevant and accurate statistical information</p>	<p>Deliver on our extensive statistical work programme</p>	<ul style="list-style-type: none"> • In 2019 there were 283 electronic releases and 65 publications: 348 in total. • New products released in 2019 included: <ul style="list-style-type: none"> - Gender Balance in Business Statistics (Biennial) - Recorded Crime Victims (Annual) - International Accounts (incorporating Balance of International Payments and International Investment Position) - CSO Report on the Feasibility of Collecting Price Information on the Cost of Insurance to Businesses - Regional SDGs (Sustainable Development Goals) Ireland 2017 (Annual) - Geographic Profiles of Income in Ireland 2016 - HSE funded GP Claims Release - Higher Education Outcomes – Graduation Years 2010-2016 - Further Education Outcomes – Graduation Years 2010-2016 - Exporting Enterprises in Ireland 2017 - Measuring distances to everyday services in Ireland 2019 - Post Primary Outcomes Academic Years Ending 2012 & 2013 - Urban and Rural Life in Ireland, 2019 - A Profile of Ireland's Border Population 2016 • In addition to the new products the CSO also announced that they were taking over the Growing Up In Ireland Survey from 2023. This survey is the national longitudinal study of children and youth which started in 2006 and since its inception has been conducted by the Economic and Social Research Institute (ESRI). The survey is funded by the Department of Children and Youth Affairs (DCYA)

and is overseen by the DCYA in association with the Central Statistics Office. The data is collected under the Statistics Act, 1993.

- **Programme for the International Assessment of Adult Competencies**

The Programme for the International Assessment of Adult Competencies (PIAAC) is a survey developed by the Organisation for Economic Co-Operation and Development (OECD) that measures adults' proficiency in key information-processing skills - literacy, numeracy and problem solving in technology-rich environments. The CSO has agreed to conduct this survey on behalf of the Department of Education and Skills in 2021/2022. Work has commenced on localising the survey and a pilot of the survey is to be conducted in 2020.

- **Sexual Violence Survey**

The aim of the Sexual Violence Survey (SVS) is to capture the prevalence of sexual violence in Ireland. Significant preparatory work has been progressed on the SVS over 2019. The main focus has been on examining how to collect this sensitive personal data in a manner which is confidential, ethical and designed to support accurate and reliable survey results. The SVS is to be piloted in 2020 and this will test the field procedures and questionnaire, which will result in learnings for the main survey.

- The CSO's **Response Burden Barometer** shows that the burden on businesses and farms of completing CSO surveys was 41.3% lower in 2018, than ten years previously in 2008. Compared with 2013, the burden was 13.7% lower. This continuing reduction reflects greater use of administrative data sources and ongoing re-design of survey samples and questionnaires. The Response Burden Barometer is calculated on an actual compliance basis, i.e. on the basis of survey forms actually completed.

- In February 2019 the CSO launched the **Gender Balance in Business Survey** for the first time. Results from this first survey were published in May 2019 and it is planned to conduct the survey every two years to track progress in improving the gender balance amongst senior executive teams and boards of directors.

The survey was conducted in response to the Balance for Better Business initiative and will provide benchmark statistics on gender representation in senior executive teams and boards of directors. The survey was issued to approximately 600 large enterprises (those with more than 250 employees).

- In June 2019 the CSO published a report entitled **Geographical Profiles of Income in Ireland 2016**, which examines income for both households and individuals by county and by Electoral Division. Income is also examined across the areas of housing,

health, education, occupation and commuting.

This report is an example of the policy-relevant research projects the CSO are developing as part of the CSO's leadership role of the Irish Statistical System. Our goal is to maximise the variety and volume of data available to provide high quality information to the Government, businesses and citizens.

- In July 2019, the CSO published two reports on graduate outcomes in Ireland, namely **Higher Education Outcomes – Graduation Years 2010-2016**, and **Further Education Outcomes – Graduation Years 2010-2016**. These two publications analyse the destinations of graduates from Ireland's Higher and Further Education sectors in terms of employment, re-enrolment in education, the industry sectors that graduates work in and the earnings that they receive over time.

These reports represent the largest analysis ever carried out on the destinations of Irish graduates, with over 300,000 individual graduations examined and is part of a series of projects that the CSO has established in collaboration with Irish public sector bodies to examine learner outcomes.

- In February 2019 the CSO launched the **Gender Balance in Business Survey** for the first time. Results from this first survey were published in May 2019 and it is planned to conduct the survey every two years to track progress in improving the gender balance amongst senior executive teams and boards of directors.

The survey was conducted in response to the Balance for Better Business initiative and will provide benchmark statistics on gender representation in senior executive teams and boards of directors. The survey was issued to approximately 600 large enterprises (those with more than 250 employees).

- In June 2019 the CSO published a report entitled **Geographical Profiles of Income in Ireland 2016**, which examines income for both households and individuals by county and by Electoral Division. Income is also examined across the areas of housing, health, education, occupation and commuting.

This report is an example of the policy-relevant research projects the CSO are developing as part of the CSO's leadership role of the Irish Statistical System. Our goal is to maximise the variety and volume of data available to provide high quality information to the Government, businesses and citizens.

- In July 2019, the CSO published two reports on graduate outcomes in Ireland, namely **Higher Education Outcomes – Graduation Years 2010-2016**, and **Further Education Outcomes – Graduation Years 2010-2016**. These two publications analyse the destinations of graduates from Ireland's Higher and Further

		<p>Education sectors in terms of employment, re-enrolment in education, the industry sectors that graduates work in and the earnings that they receive over time.</p> <p>These reports represent the largest analysis ever carried out on the destinations of Irish graduates, with over 300,000 individual graduations examined and is part of a series of projects that the CSO has established in collaboration with Irish public sector bodies to examine learner outcomes.</p> <ul style="list-style-type: none"> November 2019 saw the publication of “Measuring Distance to Everyday Services in Ireland 2019” which combines data from CSO, Ordnance Survey Ireland (OSI) and a range of service providers to show how close or how far away people live from common everyday facilities such as schools, hospitals, fire stations, public transport stops etc. This publication originates from a memorandum of understanding signed between Ordnance Survey Ireland (OSI) and CSO.
	<p>Provide greater insight from our statistical outputs through improved communication, including the use of visualization and linkage to other statistical outputs</p>	<ul style="list-style-type: none"> The CSO continued to issue infographics marking calendar and sports events and updated the Baby Names App. In total over 80 infographics have been issued. The target audience for these infographics is the general public who do not use statistics regularly; and the aim is to build awareness of the information available from the CSO. John Hooper Medal The results of the ninth John Hooper statistical poster competition for secondary schools were announced in October 2019. Young Scientist - Open Data award Each year the Central Statistics Office sponsors an award at the BT Young Scientist Exhibition, for the best use of CSO Open Data. The award is aimed at encouraging young people to use open data and is given for the most innovative use, or potential use, of CSO data. Entries can be in any format, be it in statistical analyses, statistical processes or statistical outputs. They can be scientific or mathematical, a piece of research, a visualisation or a data map, the development of a device, a software application or the use of CSO open data in any other innovative way CSO hosted the 8th Administrative Data Seminar in December 2019 with speakers from the CSO, Sustainable Energy Authority Of Ireland (SEAI), the Higher Education Authority (HEA) and the Local Government Management Authority (LGMA). The seminar comprised topics such as Measuring Distances to Everyday Services in Ireland; Geo coding Irish addresses to develop a spatial Building Energy Rating Map; Providing Insights Into The Irish Housing Market; A Spatial and Socio-Economic Profile of Higher Education in Ireland; Creating an Address List for Census

		<p>2021; and Eircode Developments in Local Authorities.</p>
	<p>Build in-house capacity to respond more efficiently to the data needs of users</p>	<ul style="list-style-type: none"> • Work was successfully completed by the CSO in 2019 on methods for publishing statistics as Linked Open Data. The CSO took part in a Eurostat-sponsored project on this, together with the National Statistical Institutes of Bulgaria, France and Italy. The CSO's role in the project comprised a proof of concept for publishing local-area statistics on different topics as linked open data. This work will help the CSO to publish more linked open data, after the PXStat system for publishing statistical tables is rolled out later in 2020. • For the third year running Ireland topped the Open Data Maturity Leader Board in Europe. Ireland's Open Data Portal is a major part of this success, and CSO accounts for 4,373 (45%) of the 9,607 datasets available on the portal • The CSO fully met the requirements of the European Statistical System (ESS) Security Audit which was carried out in June 2019. This is an EU-wide programme of security audits of national statistical authorities, co-ordinated by Eurostat. The audit was carried out by Price Waterhouse Coopers. Meeting the ESS Security Audit requirements is a pre-requisite for national statistical authorities before they can receive Trade microdata from other Member States under Regulation (EU) 2019/2152 on European Business Statistics. Meeting the audit is a reflection of the CSO's commitment to the full suite of activities – ICT security, physical security, data protection policies, and continuous training – which underpin our promise of statistical confidentiality.
<p>Expand the range of our statistical products and services</p>	<p>Publish an improved suite of outputs from Census 2016</p>	<ul style="list-style-type: none"> • The Government has approved the Census date and questions to be included in the next Census of Population. Following a public consultation where over 400 submissions were received, engagement with a Census Advisory group and the Census Pilot Survey, eight new questions and 25 updated questions will form the content of the next Census form. <p>New topics include:</p> <ul style="list-style-type: none"> - renewable energy sources - internet access and devices - smoke alarms - smoking - working from home - volunteering - childcare - travelling home from work, school or college. <p>Updated questions include:</p> <ul style="list-style-type: none"> - changes to disability - ethnic group - religion

		<ul style="list-style-type: none"> - Irish language <p>Time Capsule:</p> <ul style="list-style-type: none"> - The next Census of Population will also have a Time Capsule for the very first time. This will give people an opportunity to leave a message for their descendants to view in 100 years.
	<p>Expand and develop statistical outputs on energy and environmental accounts</p>	<ul style="list-style-type: none"> • The CSO published a research paper on Fossil Fuel and Similar Subsidies 2012-2016 • A new Business Energy Use release was published • New research was undertaken in relation to developing a set of energy poverty indicators • Non-domestic water meter readings were obtained from Irish Water for the first time • Agreement was reached with ESB Networks for the provision of domestic and non-domestic electricity meter data to the CSO • Preliminary work was undertaken on the development of a set of agri-environment indicators.
	<p>Develop our macro-economic statistics to provide additional information on the Irish domestic economy</p>	<ul style="list-style-type: none"> • In July 2019, the office published Productivity In Ireland 2017, which is just the second annual publication of this nature by the CSO. This publication presents a comprehensive picture of productivity in Ireland covering almost the first two decades of the twenty first century. The general approach followed is to measure changes in productivity in relation to the change in Gross Value Added. It aims to further develop understanding and inform the discussion around productivity in the globally-integrated Irish economy.
<p>Ensure the data is relevant and promote its use</p>	<p>Proactively identify and meet customer's needs</p>	<ul style="list-style-type: none"> • The CSO hosted the first Education Statistics Liaison Group (ESLG) Meeting in January 2019. The ESLG will play an important role in assessing the needs of key users of statistics on education and developing the statistical potential of data sources in this field. It will also facilitate the effective exchange of information on all areas of education statistics between the main producers and users of such statistics. • The first Health Data Liaison Group (HDLG) meeting was held on 8th March 2019. This Department of Health / CSO Health Data Liaison Group will play an important role in assessing the needs of key users of health data and developing the statistical potential of data sources in this field. It will also facilitate the effective exchange of information on all areas of health data between the main producers and users of such data. A second

		<p>meeting of the HDLG took place in November 2019.</p> <ul style="list-style-type: none"> • The Sexual Violence Survey (SVS) Liaison Group also convened for its first meeting in July 2019. Following a scoping group report and subsequent Government Decision, the Central Statistics Office (CSO) is undertaking a comprehensive national survey on the prevalence of sexual violence in Ireland.
	<p>Improve communication and accessibility of our statistical products and promote their use</p>	<ul style="list-style-type: none"> • The year saw the further development of products such as the Statistical Yearbook of Ireland and Ireland's Facts & Figures. These products are aimed at the more general user and are intended to promote awareness of, and engagement with official statistics. Social media continues to be a valuable platform for promotion of our statistics through engagement and awareness campaigns • Restructuring work has been carried out on areas of the website (www.cso.ie), aimed at improving user experience, as well as providing easier access to data for the public. Work has been ongoing, supporting the development of the new Pxstat platform which is intended to replace Statbank as the databank for publishing statistical tables. The new platform is expected to launch in 2020.
	<p>Further facilitate the use of microdata for statistical research purposes</p>	<ul style="list-style-type: none"> • All off-site and on-site access to Research Microdata Files (RMFs) is now via the Research Data Portal (RDP). All administrative tasks associated with RMF access have been centralised to the Researcher Coordination Unit in the CSO. Streamlined processes, recommended by the RMF Review Group, have been implemented and greater transparency has been added to the RMF process via the compilation of an RMF Register.



Increase use of secondary data sources including administrative and Big Data

Strategic Aim 2.		Progress in 2019
<p>Increase the use of secondary data sources</p>	<p>Continue to exploit administrative data in the production of official statistics</p>	<ul style="list-style-type: none"> • Memoranda Of Understanding were signed with <ul style="list-style-type: none"> - Central Bank Of Ireland - Higher Education Authority - Dublin Airport Authority - Department of Justice and Equality <p>An updated Memorandum Of Understanding was signed in 2019 with the Companies Registration Office (CRO)</p> <ul style="list-style-type: none"> • The CSO continues to publish horizontal reports, using administrative data and secondary data sources to plug important gaps to inform policy and public discourse. e.g. the reports on Geographical Profiles of Income in Ireland 2016 and Urban and Rural Life in Ireland 2019. • Action 24 of Civil Service Renewal (Improve how data is collected, managed and shared) and Action 7 of Our Public Service (Optimise the use of data) are also central to the development of the administrative system across the Civil Service and the broader Public Service, and Official Statistics will be a down-stream beneficiary. We are making progress, on all fronts, with a growing awareness on the value to Ireland's administrative systems of National Data Infrastructure.
	<p>Explore and exploit the potential of Big Data for the production of official statistics</p>	<ul style="list-style-type: none"> • Significant work completed, including construction of road traffic data warehouse, sample report on eRoads, proof of concept web app frontend, proof of concept Irish business URL finder application for internet economy statistics, and conclusion of MobileTour project.

3.

Continue to build the capacity of our people

Strategic Aim 3.		Progress in 2019
<p>Build capacity in our people</p>	<p>Promote a culture of continuous learning and professional development to ensure staff work to their full potential and actively contribute to deliver the CSO's goals</p>	<ul style="list-style-type: none"> • Work has completed on the CSO's Statistical Training Framework project in 2019. Following the publication of the framework and policy in 2018 the internal skills register was updated to reflect the 5 levels and 13 statistical skills in January 2019. The project team now has a set of training interventions under each of the 13 statistical skills headings and the catalogue of interventions is being updated on a regular basis with new training courses. • A GAP analysis, which captures the gap between the statistical skills required for a role and the statistical skills of the current role holder, has now been completed for all statisticians and is being used to set priorities for 2020. <p>The Statistical Training Team are continuing to develop a strong network of contacts across educational institutions and other industry partners. Our involvement in the Centre for Research Training in the Foundations of Data Science (FUSE) has not only forged strong relationships with the three host Universities (UCD, UL and NUIM), it has also led to new relationships with other Enterprise Alliance members on the programme, and organisations like Science Foundation Ireland (SFI).</p> <ul style="list-style-type: none"> • CSO's Learning & Development Section have progressed the European Masters in Official Statistics (EMOS) Programme with University College Dublin (UCD). UCD have included the EMOS as an option for MA in Statistics course on the 2019/2020 academic curriculum offerings. CSO will provide lecturers to deliver the module on Official Statistics. CSO will take UCD EMOS students on workplace in future years. This will be further developed with UCD ahead of the 2020/2021 academic year. <p>CSO have supported University College Cork's (UCC) EMOS application which was submitted in December 2019. If the application is successful CSO will provide lecturers to deliver the module on Official Statistics and will take UCC EMOS students on workplace.</p> <ul style="list-style-type: none"> • IPA Professional Diploma in Official Statistics for Policy Evaluation -There are 12 staff completing the 2019/20 course in Cork, 4 Clerical Officer Grade, 6 Executive Officer Grade, 1 Assistant Principal Officer and 1 Statistician. There are also from 4 students from external departments attending these modules in Cork. There are 6 staff from our Dublin Office attending the course in the IPA premises. These consist of 2

		<p>Higher Executive Officer Grade, 1 Executive Officer grade and 3 Statisticians.</p> <ul style="list-style-type: none"> • SMART Start Year One Induction & Development Programme. Learning & Development developed a customised programme including mandatory training and role specific training for new and newly promoted staff. This programme was the winner of the Civil Service Excellence & Innovation Awards 2019 in the category Excellence in People Skills and Organisational Development.
	<p>Build a strategic HR function to fully align with the changing business needs of the CSO</p>	<ul style="list-style-type: none"> • A significant programme of recruitment activity was undertaken in 2019 to meet staffing demands for technical, specialist and general grades in the CSO. This encompassed both internal and open competitions, including: <ul style="list-style-type: none"> - Internal PO competition - Open Statistician competition - Internal and Interdepartmental AP competitions - Internal HEO competitions - Internal and open EO ICT competitions - Open and internal Survey Co-ordinator competitions - Internal Tourist Enumerator competition - Open Accountant competition • CSO ran a very successful graduate placement programme in 2019. Recruitment took place across five streams (Statistics/Economics/Data Analysis, Information Technology, Digital Design & Marketing/Copyrighting, Environmental Science including Geographical Information Systems, Strategic Human Resources / Learning & Development). Thirty-one graduates have taken up a position in the CSO and three in other Government Departments. • Development of the CSO's new People Strategy was completed in 2019 and it sets out the CSO's key strategic goals in relation to its staff. These goals encompass fostering a great place to work that engages, enables and empowers our people; build the statistical and non-statistical capacity of our team; prioritises leadership and management capabilities and positions the HR function as a key driver of strategic change. • Human Resources (HR) for Field Staff also successfully transferred from Field Administrative Unit to the Human Resource (HR) function in 2019 with the development of a dedicated team within HR to effectively support the

		<p>development and management of the various field forces.</p> <ul style="list-style-type: none"> • The CSO has continued to deliver training in unconscious bias to all members of our interview boards. This training was delivered by an expert in the field of Human Rights. The CSO is fully committed to equality and to supporting government programmes to improve gender balance representation in Senior Management Grades. • In 2019, 5.5% of our CSO employees identified as having a disability, as defined by the Disability Act 2005. This exceeds the current Civil Service target of 3%. The CSO have a Disability Liaison Officer whose role is to support employees and ensure that the Office meets its obligations under the Civil Service Code of Practice on the Employment of People with Disabilities. • The CSO has a graduate taking part in the 2019 Willing, Able and Mentoring (WAM) graduate placement programme developed by the Association for Higher Education Access & Disability (AHEAD).
	<p>Implement an organisational-wide staff engagement and innovation programme</p>	<ul style="list-style-type: none"> • The Engagement and Innovation Board (EIB) has completed its third year and several innovative projects have been delivered at local and organisational level as part of their programme. <p>The Engagement and Innovation Board programme is available to all staff to progress innovative ideas and suggestions.</p> <ul style="list-style-type: none"> • The Engagement and Innovation Board sponsored a subgroup to examine further supports for innovation including further defining Innovation in CSO, proposals on supporting and encouraging innovation and an Innovation recognition scheme. • A CSO Innovation award ceremony was introduced in 2019 to celebrate CSO innovations identified for nomination in the Civil Service Excellence & Innovation awards. • The CSO won the Civil Service Excellence and Innovation Award under the category of People, Skills, and Organisational Development for the SMART Start - Year 1 Induction & Development programme. • The CSO won the award for Best Transformation – Traditional to Digital Marketing at the Cork Digital Marketing Awards 2019 • Ireland's Sustainable Development Goals (SDGs) data hub is a collaboration platform for reporting on progress towards the goals and sharing information on related initiatives. The CSO's Sustainable Development Goals (SDGs) data hub project won an Esri Industry Award while also being shortlisted for an Ireland eGovernment 2019 Award in the <i>Promoting Ireland Overseas</i> category.

- The CSO is achieving global recognition for their development of Ireland's Sustainable Development Goals (SDGs) data hub. Their UN SDG Data Hub has been Shortlisted for the World Summit Awards 2019 Awards in the 'Environment & Green Energy' category.

This platform was developed as part of a partnership between Ordnance Survey Ireland, the Central Statistics Office and ESRI Ireland.

- The CSO Graduate Programme was once again short-listed for an award, this time with **Grad Ireland** under the category *Graduate Employer of the year <40 intake*.
- Three CSO projects were recognised under the Highly Commended category at the Foundation for Fiscal Studies awards. The Foundation for Fiscal Studies presents the annual **Miriam Hederman O'Brien Prize** to recognise outstanding contributors in the area of Irish fiscal policy. The aim is to recognise those who promote the study and discussion of fiscal, economic and social policy.

The CSO projects recognised for their contributions were:

- **New Dwelling Completions**
- **Higher Education Outcomes 2010-2014**
- **Productivity in Ireland**
- The CSO Engagement & Innovation Board monitors the implementation of the Employee Engagement Action Plan responding to results of the Civil Service Employee Engagement Survey and progress is reported to Management Board on a quarterly basis. There has been considerable progress made on the implementation of actions under the Action plan during 2019.
- **Involvement Climate**
 - Greater staff consultation in policy and strategy development – full Office wide consultation on development of Statement of Strategy and Vision 2030
 - All staff involved in development of Local Business Plans
 - Senior management communications – 500 staff attended 7 DG Town Hall sessions held with all staff including video to field staff
 - Staff Fora and Management networks consulted regularly in strategy development and organisational process change.
- **Career Development and Organisational support**
 - People strategy was developed setting out a framework of actions based on three strategic priority areas - employer of

choice, build the workforce of the future, and build, support and value managers as people developers

- Mobility policy is implemented
- Roll out of coaching and mentoring training
- SMART Start Year 1 Induction programme developed and introduced
- Statistical Training Framework developed and launched
- Further work underway on developing a Leadership Management Framework
- New eLearning system launched and ongoing staff training available through One Learning framework.

- **Innovation Climate**

The Engagement & Innovation Board subgroup developed proposals to further support Innovation and includes an innovation recognition scheme.

- **Public perception/ Citizen**

A multichannel respondent awareness campaign “because you told us” launched in September 2019 and included extensive input from field staff.

- Press Office has expanded the breadth and reach of CSO social media channels via a series of campaigns to promote the work of the CSO.
- Roll out of coaching and mentoring programme with the Director General as sponsor to mentoring programme.
- An Internal Communications & Engagement section was set up to focus on staff engagement and improving internal communications
- Regular Corporate updates and organisational developments are communicated to staff via the staff intranet, emailed Weekly snapshot, TV communications, bi-monthly newsletter and staff information sessions.
- New statistical products and innovations are communicated to staff.
- Quarterly Senior management workshops are supported.
- A General Management forum conference for staff from Assistant Principal/Statistician to Director General, was held to

		<p>allow for incorporating management updates, consultation on development of Statement of Strategy, consultation on Organisational Values, developing supports for innovation, information sharing on statistical developments.</p> <ul style="list-style-type: none">• The first ever public service-wide Innovation week took place in 2019 from 9-13 December, an initiative under Action 6 of Our Public Service - the current framework for reform and innovation in the public service. During this Innovation Week, Pádraig Dalton, Director General of the CSO, signed the Public Sector Declaration On Innovation, making a commitment to promote and develop a culture of innovation across the organisation. <p>This gave the CSO the opportunity to reconfirm its commitment to innovation across the entire office on how the office works on a daily basis and on how the CSO delivers to its customers.</p>
--	--	---

4.

Modernise our statistical processes and systems

Strategic Aim 4.		Progress in 2019
<p>Enhance the robustness of our statistical process and systems</p>	<p>Implement an ambitious programme of transformation of our statistical processes and systems based on the international standard of the Generic Statistical Business Process Model (GSBPM)</p>	<ul style="list-style-type: none"> • All statistical process documentation both for survey manuals and process maps have been lodged to the Quality Information System in a Generic Statistical Business Process Model (GSBPM) format , <i>which is the UN standard for the organization of processing of official statistics</i>. A review process with process owners began in 2019 ensuring that process documentation remains up to date. • The migration of all statistical data to a newly designed, GSBPM classified, corporate data structure commenced in 2019 and is scheduled to be finalised in early 2020. • Training on the GSBPM and its benefits continued in 2019, with all staff receiving introductory training. This training is scheduled to be delivered in 2020 to all new entrants. • Business Register Development: Following from the user needs analysis, a joint business and IT team prepared the functional requirements for the business register, in consultation with all relevant CSO stakeholder areas (including National Accounts, Balance Of Payments, Trade, Transport). The CSO commenced development to modernise the platform for the business register, based on this business -driven functional specification, and in line with the CSO’s strategic architecture to provide additional functionality required by each of the stakeholder business areas. • We completed the migration of our Web Hosting Infrastructure from Local Government Management Agency (LGMA) to our New Hosting site in Evros in 2019. All the main CSO websites are now hosted in Evros to continue to meet our output commitments.
	<p>Build an adaptive services platform that enables implementation of the GSBPM</p>	<ul style="list-style-type: none"> • The migration of all statistical data to a newly designed, GSBPM classified, corporate data structure began in 2019 and is estimated to be completed in early 2020. • Work on the management of the Directory of Products and Services (DPS) continued in 2019 to ensure the data contained is consistent and up to date. This work will be maintained in 2020. • A new data management tool, the Data Inventory, has been developed and built to manage our data assets. This tool, which classifies our data based on the activity phases of the GSBPM, was introduced in Q3 2019 and the population of this tool will

		continue in 2020.
<p>Ensure the quality, integrity, protection and security of our data</p>	<p>Implement a GSBPM based Quality Management Framework</p>	<ul style="list-style-type: none"> • The office continues to invest heavily in staff training and in embedding the General Data Protection Regulation (GDPR) across the business. • Significant work has continued across the Office, including the introduction of 11 Data Necessity & Proportionality assessments in 2019. • There were also 16 Data Protection Impact Assessment (DPIAs) and 21 Transparency Notices produced by the CSO in 2019.

5.

Coordinate, oversee and assure the quality of all Official Statistics produced in Ireland

Strategic Aim 5.		Progress in 2019
<p>Lead the development of the Irish Statistical System and drive the development of the NDI</p>	<p>Develop the Irish Statistical System in line with the NSB Strategy for Statistics 2015-2020</p>	<ul style="list-style-type: none"> • We have continued to engage in joint research projects with Public Sector Bodies (PSB) resulting in new statistical analysis and products. These engagements support the PSB to see the value of their data but also the importance of the quality of their underlying data. We have continued to promote and oversee the uptake of Irish Statistical System Code of Practice (ISSCoP) in the Irish Statistical System (ISS).
	<p>Extend the programme of seconding statisticians to other departments to build a consistent, effective and coordinated analytical service for Government</p>	<ul style="list-style-type: none"> • We now have 24 professional staff embedded across 13 Government Departments/ Offices with demands for professional staff increasing all the time. • There is a strong demand for secondments from current and new Departments; many have requested experienced statisticians and hopefully the opportunities on offer will appeal to experienced staff. Further secondments will be considered based on new statistician panels.
	<p>Drive the development of the NDI in cooperation with the Department of Public Expenditure and Reform, building towards a full legislation-backed information system to improve the scope and quality of administrative data in the Public Service</p>	<ul style="list-style-type: none"> • Progress is being made on the development of the Unique Business Identifier in the context of the National Data Infrastructure and is being monitored through the Civil Service Management Board (CSMB).
	<p>Identify and execute pathfinder projects with government departments that deliver both value to policy or services and progress the evolution of the NDI</p>	<ul style="list-style-type: none"> • Progress is being made in the context of 'pathfinder projects' and 'horizontal reports', in partnership with Public Service Bodies and in relation to the work of the National Data Infrastructure (NDI) Champions Group. • In 2019 the CSO published the following Pathfinder and horizontal reports: <ul style="list-style-type: none"> - Higher Education Outcomes 2010 – 2016

		<ul style="list-style-type: none"> - Further Education Outcomes 2010 – 2016 - Post Primary Outcomes for academic years ending 2012 and 2013 - Geographical Profiles of Income in Ireland 2016 - Urban and Rural Life in Ireland, 2019 - Measuring Distance to Everyday Services in Ireland, 2019 - Projected First-Issue Driving Learner Permits 2018 – 2021
	<p>Develop the role of the CSO as coordinator of statistical activities across all producers of official statistics in Ireland in line with the Statistics Act 1993 and the revisions of the EU Regulation on European statistics</p>	<ul style="list-style-type: none"> • Progress is being made on the development of the Unique Business Identifier in the context of the National Data Infrastructure

Appendix 1: Reduction Energy Usage Measures

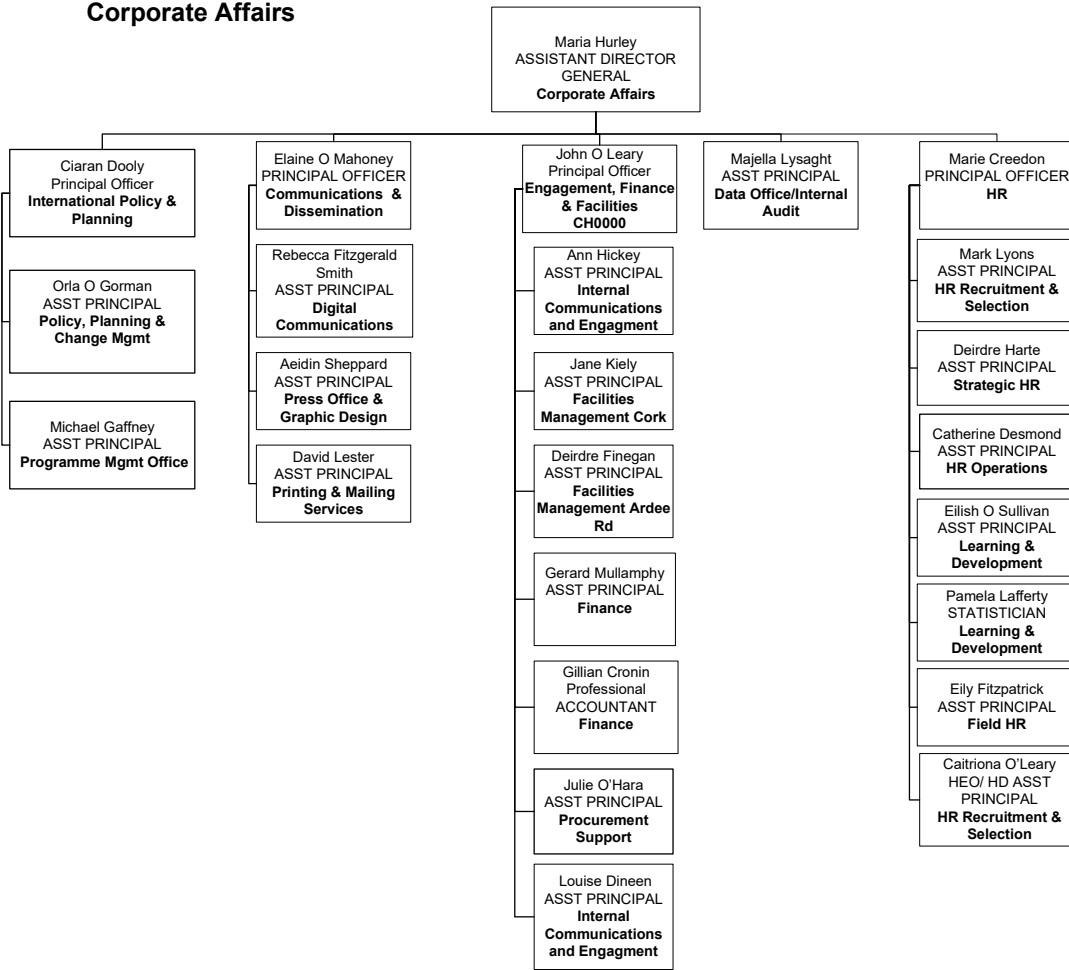
in

Deliverables	Output Measures	2019
<p>CSO has been engaged in an energy awareness campaign in conjunction with OPW since 2008. We are also engaged with the SEAI to report annually on our energy performance (S.I. 542 of 2009) We are committed to the Government objective to improve public sector energy</p>	<p>Reduce energy usage in the Cork and Dublin offices</p>	<ul style="list-style-type: none"> • In line with the Government decision in January 2019 on Actions by Departments and Agencies on Single Use Plastics, Prevention Of Waste and Green Public Procurement the CSO produced it's first Resource Efficiency Action Plan (REAP). This plan covers the period 2019 to 2021 and examines how the CSO uses its resources in three key areas – energy, water and waste. • The CSO decided to establish Green Teams in each of its three offices, which will incorporate the Energy Teams to deliver a reduction in the CSO's greenhouse gas emissions and improve environmental performance. • The CSO has reduced its energy by 36.2% since joining the Optimising Power @ Work (OP@W), which exceeds the government target of 33% by 2020. • Full internal lighting retrofits were carried out in the Rathmines office in

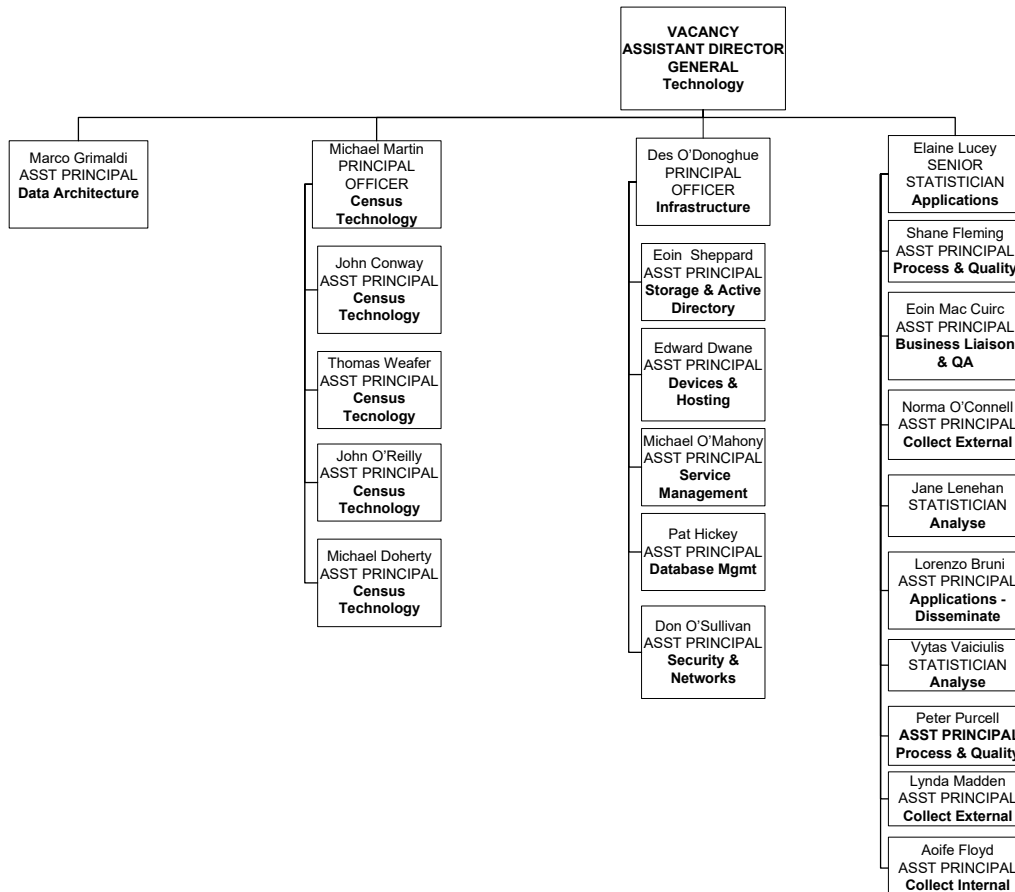
2019. A full boiler retrofit was carried out in Rathmines in 2019. The Cork office had similar retrofits in 2018.

- Insulation work has been carried out in both the Cork and Rathmines offices.
- In the Swords office, it was suggested by the Energy Team that aerators be put on the taps to reduce the amount of water used. Facilities Management agreed with this and purchased and installed the aerators.

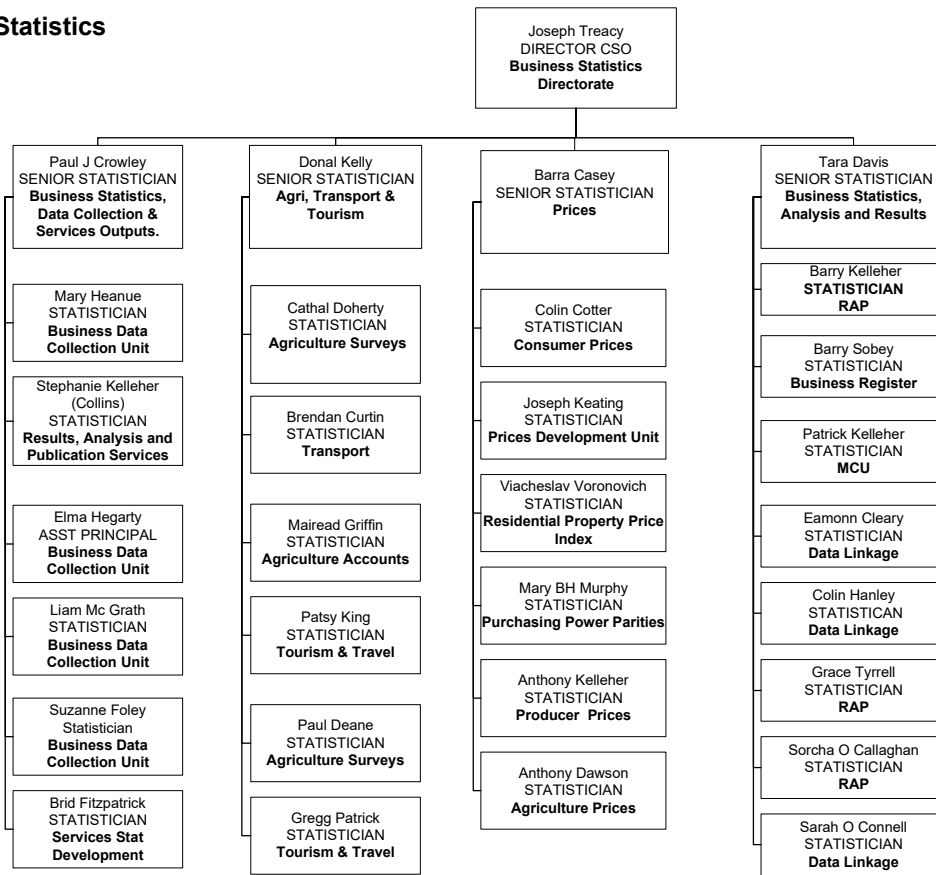
Corporate Affairs



Technology

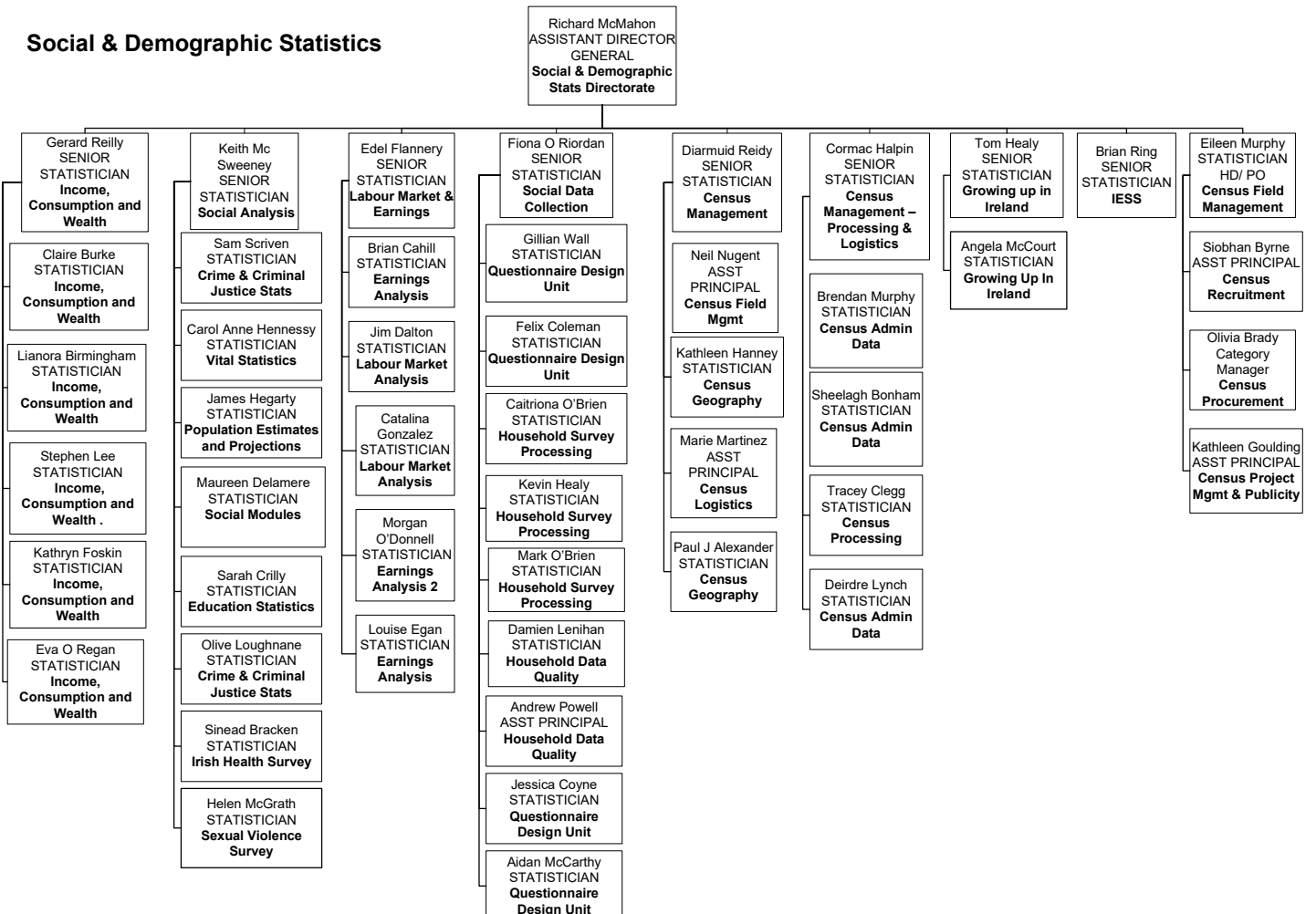


Business Statistics

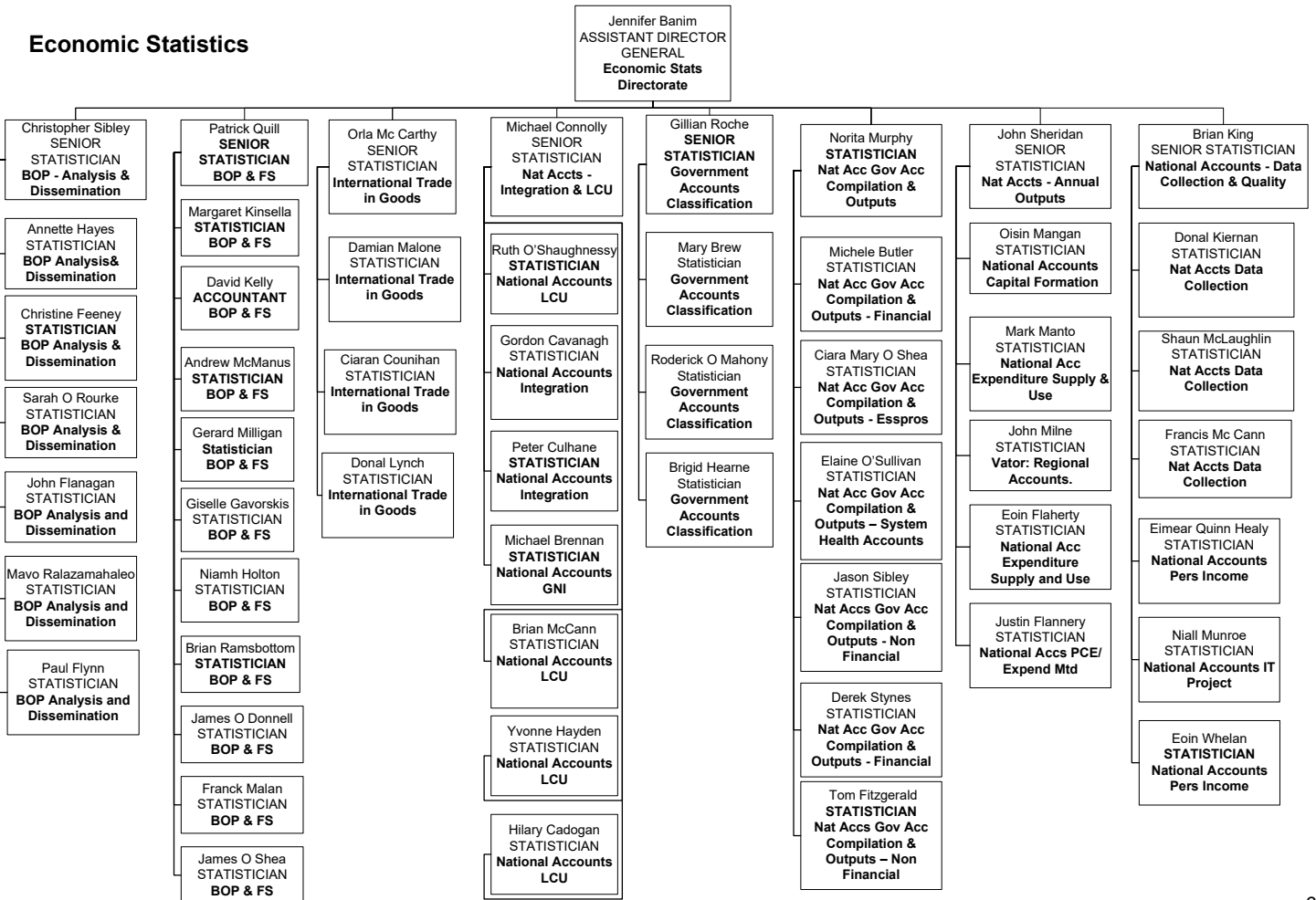


4

Social & Demographic Statistics

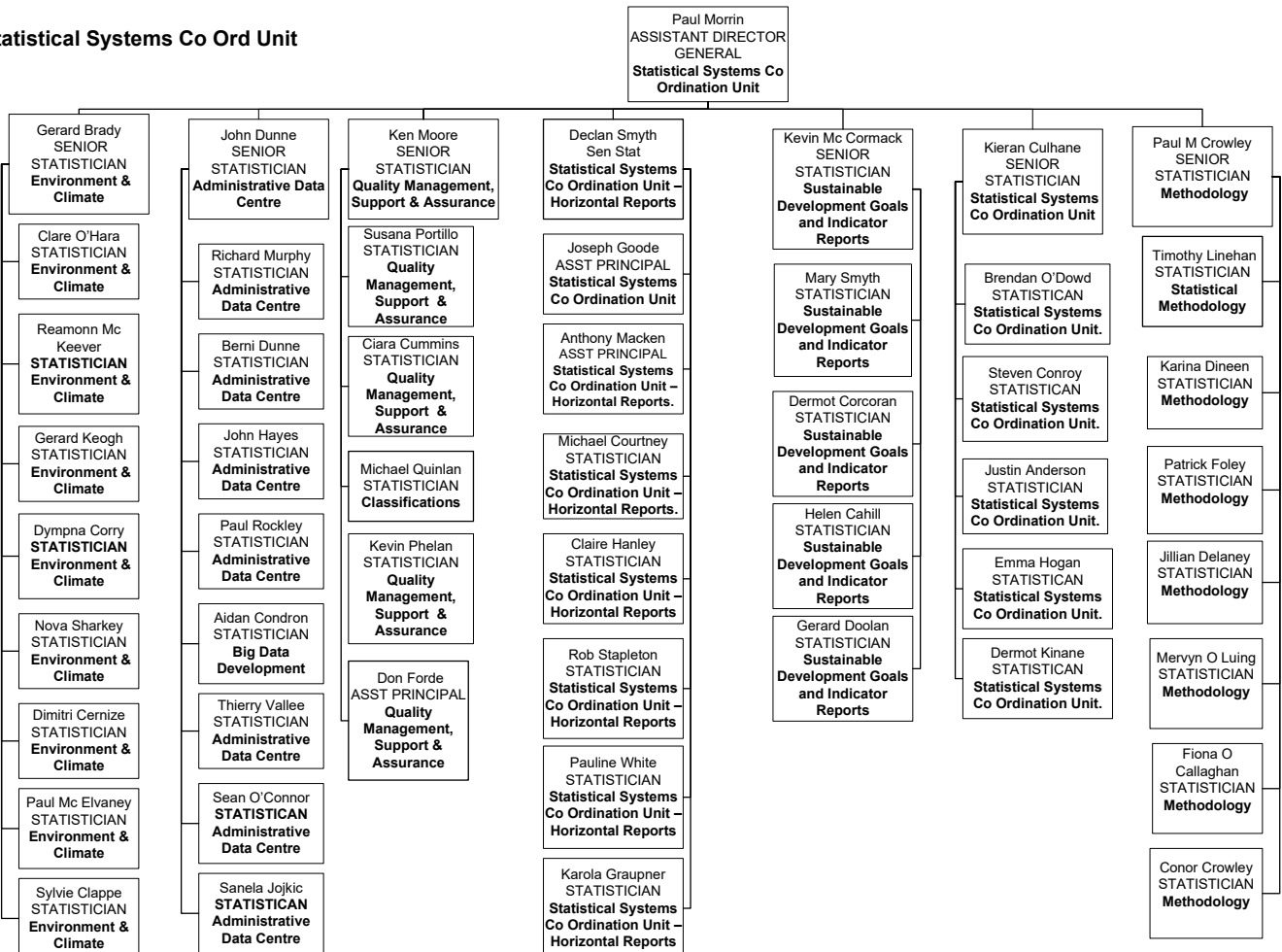


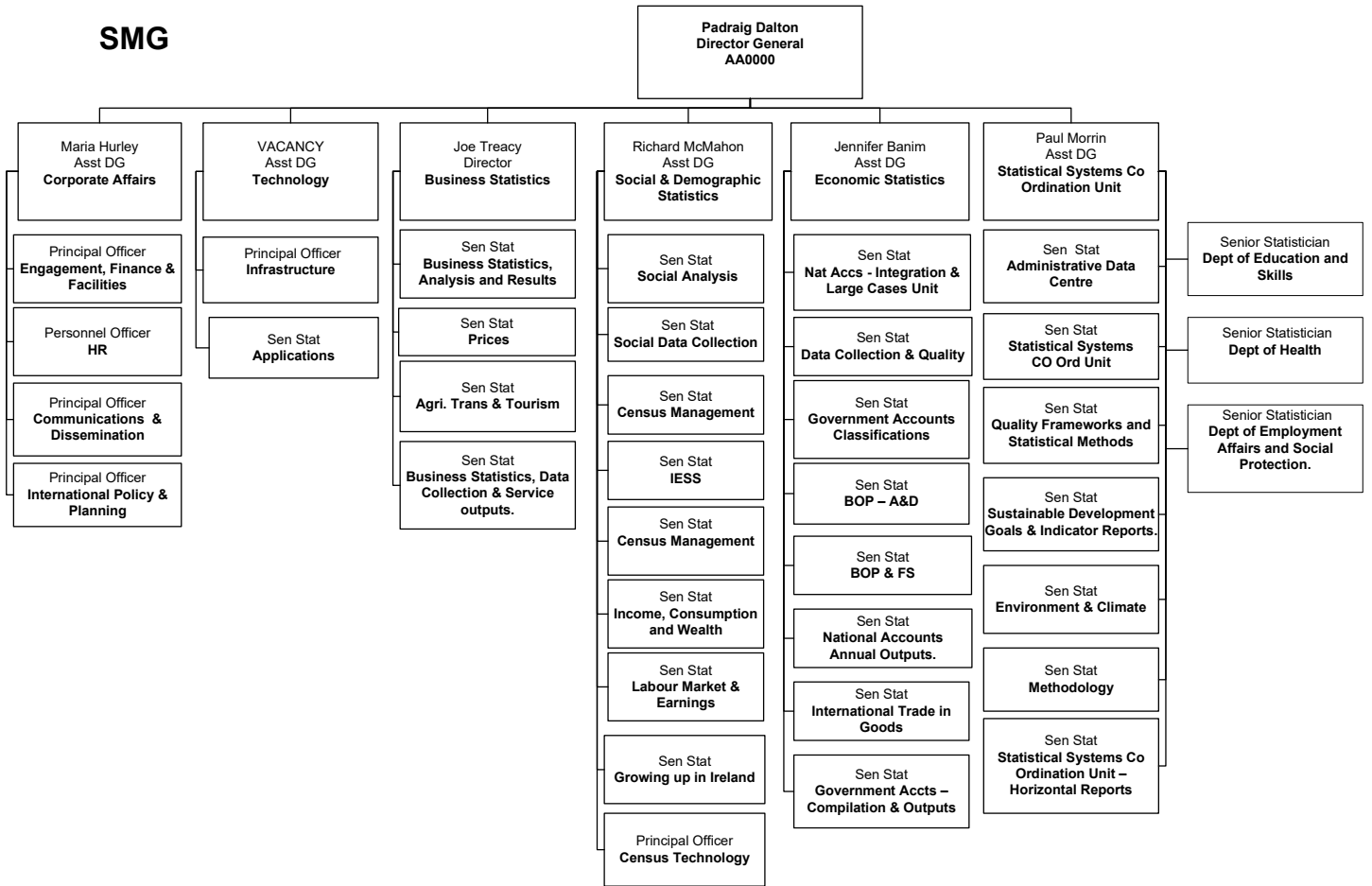
Economic Statistics



6

Statistical Systems Co Ord Unit





Appendix 3:

Timeliness Monitor 2019

General Statistical & Thematic Reports

Publication	Frequency	Current Timeliness		CSO Target	International Standard	Source of International Standard
		Edition	Published			
General Statistical Publications						
Measuring Ireland's Progress	Annual	2017	February 2019	56 Weeks	n/r	n/r
Statistical Yearbook	Annual	2019	October 2019	October	n/r	n/r
Women & Men in Ireland	Annual	2016	October 2017	February	n/r	n/r
Ireland Facts and Figures	Annual	2018	January 2019	n/r	n/r	n/r
Thematic Reports						
LFS Agency Worker Employment Estimates	LFS Module	Q1 2019	August 2019	n/r	n/r	n/r
LFS Households and Family Units	LFS Module	Q2 2013 - Q2 2019	September 2019	n/r	n	n/r
Equality and Discrimination	Ad hoc	Q1 2019	July 2019	n/r	n/r	n/r
Mortality Differentials (Research Paper)	Ad hoc	2016/17	June 2019	n/r	n/r	n/r
Foreign Direct Investment in Ireland (Thematic Report)	Ad hoc	2017	June 2019	n/r	n/r	n/r
LFS National Wage Estimates	LFS Module	Q4 2018	April 2019	n/r	n/r	n/r
Pension Coverage	LFS Module	Q3 2018	April 2019	n/r	n/r	n/r
Output and Value added by Activity	Ad hoc	2018	December 2019	n/r	n/r	n/r
Regional SDGs Ireland	Ad hoc	2017	February 2019	n/r	n/r	n/r
Cross Border Shopping Survey	Ad hoc	Q1 2018	December 2018	n/r	n/r	n/r
Census 2016 - Non Irish Nationalities living in Ireland	Ad hoc	2016	September 2018	n/r	n/r	n/r
Aircraft Leasing in Ireland	Ad hoc	2007 - 2016	February 2018	n/r	n/r	n/r
The Well-being of the Nation	Ad hoc	2017	January 2018	n/r	n/r	n/r
Brexit - Ireland & UK in numbers	Ad hoc	2016	December 2016	n/r	n/r	n/r

Economic Statistics

Publication	Frequency	Current Timeliness		CSO Target	International Standard	Source of International Standards
		Edition	Published Within			
Balance of Payments						
International Accounts - (incorporating Balance of International Payments and International Investment)	Quarterly	Q3 2019	74 Days	85 days	90 Days	Regulation (EC) No 184/2005
Balance of International Payments	Quarter	Q3 2018	74 Days	85 Days	90 Days	Regulation (EC) No 184/2005
Quarterly International Investment Position & External Debt	Quarter	Q3 2018	74 Days	85 Days	90 Days	Regulation (EC) No 184/2005
Resident Holdings of Foreign Portfolio Securities	Annual	2018	38 Weeks	45 Weeks	n/r	Voluntary - submitted to the IMF twice per year (e.g. mid-January and mid-July).
Foreign Direct Investment	Annual	2018	48 Weeks	43 Weeks	44 Weeks	Regulation (EC) No 184/2005
International Trade in Services	Annual	2018	57 Weeks	47 Weeks	39 Weeks	Regulation (EC) No 184/2005
Assets & Liabilities of the Financial Sector	Annual	2016	56 Weeks	52 Weeks	n/r	n/r
Services Trade by Enterprise Characteristics	Annual	2016	130 Weeks	134 Weeks	n/r	Voluntary, pilot study
National Accounts						
Quarterly National Accounts	Quarter	Q3 2019	74 Days	70 Days	70 Days	Regulation (EU) No 549/2013
National Income & Expenditure: Annual Results	Annual	2018	27 Weeks	26 Weeks	Regulation (EU) No 549/2013	Regulation (EU) No 549/2013
Gross Value for Foreign - owned multinational Enterprises & other Sectors	Annual	2018	33 Weeks	42 Weeks	Regulation (EU) No 549/2013	Regulation (EU) No 549/2013
Productivity in Ireland	Annual	2017	82 Weeks			
County Income & Regional GDP	Annual	2016	118 Weeks	112 Weeks	112 Weeks	Regulation (EU) No 549/2013
Supply & Use Tables	Annual	2016	149 Weeks	161 Weeks	156 weeks	Regulation (EU) No 549/2013
Estimates of the Capital Stock of Fixed Assets	Annual	2018	45 Weeks	52 weeks	104 weeks	Regulation (EU) No 549/2013
Government Accounts						
Government Finance Statistics	Quarter	Q2 2019	110 Days	113 Days		Regulation (EU) No 549/2013
Government Finance Statistics - Annual - April	Biannual	2013 - 2018	15 Weeks	16 Weeks	13 Weeks	Regulation (EU) No 549/2013
Government Finance Statistics - Annual - October	Biannual	2018	42 Weeks	42 weeks		Regulation (EU) No 549/2013
Government Finance Statistics Annual - Provisional Headline Results	Annual	2015 - 2018	40 Weeks	October	n/r	n/r
Government Income & Expenditure	Annual	2018	28 Weeks	28 Weeks	n/r	n/r
Estimates of Irish Pension Liabilities	Triennial	2015	April 2018		104 Weeks	Regulation (EU) No 549/2013
System Health Accounts						
Systems of Health Accounts	Annual	2017	77 Weeks	78 Weeks	78 Weeks	Regulation (EC) No 2015/359
Institutional Sector Accounts						
Non Financial	Quarter	Q2 2019	102 Days	105 Days	105 Days	
Non Financial & Financial	Annual	2018	41 Weeks	43 Weeks	39 weeks	Regulation (EU) No 549/2013
External Trade						
Goods Exports & Imports	Month	Oct 2019	46 Days	45 Days	70 Days	Regulation (EC) 638/2004 , Commission Regulation (EC) 96/2010 , Council Regulation (EC) 1172/95 subject to Commission Regulation (EC) 1917/2000
Trade by Enterprise Characteristics	Annual	2017	74 Weeks	78 Weeks	78 Weeks	Regulation (EC) 638/2004 , Commission Regulation (EC) 96/2010 , Council Regulation (EC) 1172/95 subject to Commission Regulation (EC) 1917/2000
Ireland's Trade in Goods	Annual	2017	52 Weeks	52 Weeks	n/r	n/r
Irish Traders and the UK	Annual	2017	May 2019	n/r	n/r	n/r
Trade Statistics	Monthly	Sep-19	74 Days	77 Days	n/r	n/r
Scoreboard						
Macroeconomic Scoreboard	Annual	2018	45 Weeks	48 Weeks	n/r	n/r

Social & Demographic Statistics

Publication	Frequency	Current Timeliness			CSO Target	International Standard	Source of International Standards
		Edition	Published	Within			
Crime & Criminal Justice							
Recorded Crime	Quarter	Quarter 3 2019	79 Days		90 Days	n/r	Garda Síochána Act 2005
		<p>27/03/2018 - The publication by the Central Statistics Office (CSO) of Recorded Crime statistics is wholly dependent on the provision of PULSE data by An Garda Síochána (AGS). As users are aware, there has been a number of data quality issues identified in relation to PULSE data. The CSO recognises that the deferral of these important statistics results in an information gap and is a source of frustration to users. The CSO has taken the decision to resume publication of Recorded Crime Statistics under a new category "Under Reservation". This categorisation indicates that the quality of these statistics do not meet the standards required of official statistics published by the CSO. http://www.cso.ie/en/statistics/crimeandjustice/</p>					
Recorded Crime Victims	Annual	2018	15 Weeks				
Prison Recidivism	Annual	2011 and 2012 Cohorts	351 Weeks		315 Weeks	n/r	n/r
Probation Recidivism	Annual	2012	338 Weeks		315 Weeks	n/r	n/r
Garda Recorded Crime Statistics	Annual	2014	104 Weeks		70 Weeks	104 weeks	Garda Síochána Act 2005
Earnings & Labour Costs							
Earnings and Labour Cost	Quarter	Q2 2019	59 Days		56 Days	75 Days	Regulation (EC) 453/2008, Regulation (EC) 450/2003, Council Regulation (EC) 530/1999, Regulation (EC) 1165/1999, S.I. No. 115 of 2018. Statistics (Labour Costs Survey) Order 2018
Earnings & Labour Costs Annual Data	Annual	2018	23 weeks		30 Weeks	n/r	Regulation (EC) 453/2008, Regulation (EC) 450/2003, Council Regulation (EC) 530/1999, Regulation (EC) 1165/1999, S.I. No. 115 of 2018. Statistics (Labour Costs Survey) Order 2018
Health							
Irish Health Survey	Quinquennial	2015	Nov 2016			39 Weeks	Regulation (EC) No 1338/2008, Regulation (EU) No 141/2013
HSE Funded GP Claims	Ad hoc	2013-2017	June 2019		tbc	n/r	n/r
HSE Funded Pharmacy Claims	Ad hoc	2013 - 2016	December 2018		tbc	n/r	n/r
HSE Funded Optical Treatments	Ad hoc	2015-2017	July 2019		tbc	n/r	n/r
HSE Funded Dental Treatment	Ad hoc	2013 - 2016	July 2017		tbc	n/r	n/r
Education							
Adult Education Survey	5-6 Years	2017	August 2018		n/r	n/r	Regulation (EC) No 452/2008
LFS - Educational Attainment	Annual	2019	November 2019		22 Weeks	n/r	Statistics Act, 1993
PIACC	10 Years	2012	October 2013		n/r	n/r	
Housing & Households							
Household Finance and Consumption Survey	Ad hoc	2013	January 2015		52 Weeks	n/r	European Central Bank Statistics Act 1993
Household Budget Survey	Quinquennial	2015/16	June 2017		n/r	n/r	
Information & Society							
Information Society Statistics - Enterprises							See Science & Technology, Business Statistics
Information Society Statistics - Households	Annual	2019	29 Weeks		39 weeks	39 weeks	Regulation (EC) 808/2004
Labour Market							
Live Register	Month	Oct 2019	7 Days		6 Days	n/r	n/r
Monthly Unemployment	Month	Oct 2019	5 Days		5 Days	n/r	n/r
Industrial Disputes	Quarter	Q2 2019	57 Days		56 Days	n/r	n/r
Foreign Nationals: PPSN Allocations, Employment & Social Welfare Activity	Annual	2017	39 Weeks		60 Weeks	n/r	n/r
Labour Force Survey (LFS)							
Labour Force Survey (LFS)	Quarter	Q3 2019	50 Days		56 Days	84 Days	Regulation No (EC) 577/98
LFS - Households and Family Units	Annual	Q2 2018	Sep 2019		n/r	n/r	LFS Module
LFS - National Transport Survey	Triennial	Q4 2016	Mar 2017		n/r	n/r	LFS Module
Social Conditions							
EU-SILC	Annual	2017	50 Weeks		48 Weeks	48 weeks	Regulation (EC) No 1177/2003
Vital Statistics							
Vital Statistics Release	Quarter	Q1 2019	22 Weeks		26 Weeks	n/r	Vital Statistics and Births, Deaths and Marriages Registration Act, 1952 & section 73 of the Civil Registration Act 2004
Irish Babies Names	Annual	2018	8 Weeks		26 Weeks	n/r	
Vital Statistics Yearly summary	Annual	2018	22 Weeks		26 Weeks	n/r	
Annual Report on Vital Statistics	Annual	2017	96 Weeks		104 weeks	n/r	
Marriages	Annual	2018	100 Days		91 Days	n/r	

Business Statistics

Publication	Frequency	Current Timeliness			CSO Target	International Standard	Source of International Standards
		Edition	Published	Within			
Agriculture & Fishing							
Census of Agriculture	Decennial	2010	Dec 2012		130 weeks	130 weeks	Regulation (EC) No 1165/2008
Farm Structure Survey	Triennial	2016	May 2018				Regulation (EC) No 1166/2008, Regulation (EU) No 715/2014
Milk Statistics	Month	Sep 2019	31 Days		31 Days	60 Days	Council Directive No 96/16/EC
Livestock Slaughtering	Month	Nov 2019	20 Days		28 Days	60 Days	Regulation (EU) No 1165/2008
June Crops & Livestock Final	Annual	2018	45 Days		48 Weeks	15 Weeks	Delegated Regulation (EU) No 2015/1557 updating Regulation (EC) No 543/2009, Regulation (EC) No 1165/2008
June Crops & Livestock - Provisional	Annual	2019	11 Weeks		15 Weeks	15 Weeks	Delegated Regulation (EU) No 2015/1557 updating Regulation (EC) No 543/2009, Regulation (EC) No 1165/2008
Area, Yield & Production of Crop	Annual	2018	17 Weeks		22 Weeks	39 Weeks	Delegated Regulation (EU) No 2015/1557 updating Regulation (EC) 543/2009
December Livestock Survey	Annual	2018	6 Weeks		7 weeks	7 weeks	Regulation (EC) No 1165/2008
June Pig Survey	Annual	2019	10 Weeks		11 weeks	11 weeks	Regulation (EU) No 1165/2008
Regional Accounts for Agriculture	Annual	2018	39 Weeks		43 Weeks	n/r	n/r
Agriculture Output, Input, Income - Advance Estimates	Annual	2018	(-) 25 Days		(-) 25 days	(-) 15 days	Regulation (EU) No 138/2004
Agriculture Output, Input, Income - Preliminary Estimates	Annual	2018	66 Days		74 days	31 days	Regulation (EU) No 138/2004
Agriculture Output, Input, Income - Final Estimates	Annual	2018	26 Weeks		26 Weeks	39 Weeks	Regulation (EU) No 138/2004
Meat Supply Balance	Annual	2017	42 Weeks		52 Weeks	n/r	n/r
Construction							
Planning Permissions	Quarter	Q3 2019	79 Days		80 Days	90 Days	Regulation (EC) No 1882/2003
Production in Construction Index	Quarter	Q2 2019	73 Days		75 Days	60 Days	Regulation (EC) No 1165/98 amended by Regulation (EC) No 1893/2006
Industry							
Production & Turnover	Month	Sep 2019	35 Days		35 Days	41 Days	Regulation (EC) No 1165/98
Industrial Stocks (Statbank)	Quarter	Q3 2017	69 Days		70 Days	n/r	n/r
Capital Assets in Industry (Statbank)	Quarter	Q3 2017	69 Days		70 Days	n/r	n/r
PRODCOM - Irish Industrial Production by Sector	Annual	2018	30 Weeks		30 Weeks	28 Weeks	Regulation (EC) No 3924/91
Census of Industrial Production - Local Units, Regional & County Data	Annual	2016	100 Weeks		91 Weeks	91 Weeks	Regulation (EC) No 295/2008
Industrial Production, Distribution and Services Provisional Data	Annual	2017	49 Weeks		48 Weeks	91 Weeks	Regulation (EC) No 295/2008
Multisectoral							
Structural Business Statistics	Annual	2017	91 Weeks		91 Weeks	91 Weeks	Regulation (EU) No 295/2008
Outward Foreign Affiliates Statistics (OFATS)	Annual	2017	82 Weeks		87 Weeks	87 Weeks	Regulation (EU) No 716/2007
Business in Ireland	Annual	2017	103 Weeks		95 Weeks	n/r	n/r
Business Demography	Annual	2017	78 Weeks		78 weeks	78 weeks	EU Regulation No 295/2008
Response Burden Barometer	Annual	2018	37 Weeks		52 Weeks	n/r	n/r
Business Expenditure on Research & Development	Biennial	2017 - 2018	68 Weeks		76 Weeks	90 Weeks	Regulation (EC) No 995/2012 implementing Decision No 1608/2003/EC
Innovation in Irish Enterprises	Biennial	2016	68 Weeks		82 Weeks	90 weeks	Regulation (EC) No 1450/2004 implementing Decision No 1608/2003/EC
Access to Finance	Ad hoc	2014	Mar 2016		n/r	n/r	n/r
Prices							
Consumer Price Index (CPI)	Month	Nov 2019	30 Days		30 Days	37 Days	Regulation (EU) No 2016/792
Residential Property Price Index	Month	Oct 2019	42 Days		50 Days	Q+85	Regulation (EU) No 93/2013
Wholesale Price Index (WPI)	Month	Nov 2019	20 Days		22 Days	35 Days	Regulation (EC) No 1165/98
Agricultural Price Indices	Month	Oct 2019	42 Days		46 Days	47 Days	Regulation (EU) No 138/2004
Services Producer Price Index	Quarter	Q3 2019	78 Days		84 Days	112 Days	Regulation (EC) No 1165/98
Agriculture Prices: Preliminary Estimates	Annual	2019	(-) 55 Days		(-61) Days	(-61) Days	Regulation (EC) No 138/2004
Agricultural Land Prices	Annual	2018	43 Weeks		43 Weeks	n/r	n/r
Non-Household Buyers of Residential Property	Annual	2018	26 Weeks		n/r	n/r	n/r
Comparative Price Levels for Food, Beverages & Tobacco	Triennial	2018	36 Weeks		n/r	n/r	n/r
Science & Technology							
Information Society Statistics - Enterprises	Annual	2018	51 Weeks		50 Weeks	50 Weeks	Regulation (EC) No 808/2004
Information Society Statistics - Households							See Information & Society, Social & Demographic Statistics
Services							
Retail Sales Index	Month	Sep 2019	29 Days		28 Days	38 Days	Regulation (EC) No 1165/98 amended by Regulation (EC) No 1158/2005
Monthly Service Index	Month	Sep 2019	35 Days		35 Days	n/r	Regulation No 472/2008 amended by Commission Regulation (EU) No 715/2010, Council Regulation (EC) No 1165/98
Tourism & Travel							
Overseas Travel	Month	Nov 2019	11 Days		30 Days	n/r	Regulation (EU) No 692/2011
Tourism & Travel	Quarter	Q3 2019	72 Days		100 Days	180 Days	Regulation (EU) No 692/2011
Household Travel Survey	Quarter	Q4 2018	170 Days		120 Days	180 Days	Regulation (EU) No 692/2011
Household Travel Survey	Annual	2018					
Transport							
Vehicle Licensing	Month	Nov 2019	9 Days		10 Days	n/r	n/r
Aviation Statistics	Quarter	Q3 2019	10 Weeks		13 Weeks	13 Weeks	Regulation (EC) No 546/2005
Statistics of Port Traffic	Quarter	Q2 2019	17 Weeks		17 Weeks	39 Weeks	Regulation (EC) No 70/2012
Road Freight Transport	Quarter	Q1 2019	22 Weeks		30 Weeks	90 Weeks	Regulation (EC) No 70/2012
Transport Omnibus	Annual	2017	43 Weeks		49 weeks	n/r	n/r
Road Freight Inquiry	Annual	2018	30 Weeks		32 weeks	43 weeks	Regulation (EC) No 70/2012
Statistics of Port Traffic	Annual	2018	23 Weeks		26 Weeks	37 Weeks	Directive No 2009/42/EC
National Travel Survey	Triennial	2016					See Q165, Social & Demographic Statistics

Statistical System Co-ordination Unit

Publication	Frequency	Current Timeliness		CSO Target	International Standard	Source of International Standards
		Edition	Published Within			
Housing & Households						
New Dwellings Completions	Quarter	Q3 2019	45 Days	92 Days	90 Days	
Geographical Profiles of Income in Ireland	Quinquennial	2016	June 2019	n/r	n/r	n/r
Education						
Higher Education Outcomes	Ad hoc	2010 - 2016	July 2019	n/r	n/r	n/r
Further Education Outcomes	Ad hoc	2010 - 2016	July 2019	n/r	n/r	n/r
Environmental Statistics						
Domestic Building Energy Ratings	Quarter	Q2 2019	10 Days	30 Days	n/r	n/r
Non-Domestic Building Energy Ratings	Quarter	Q2 2019	16 Days	30 Days	n/r	n/r
Fish Landings by Irish Vessels	Annual	2017	87 Weeks	52 Weeks	n/r	n/r
Material Flow Accounts	Annual	2016	79 Weeks	104 Weeks	104 Weeks	Regulation (EU) No 691/2011
Environmental Accounts Air Emissions	Annual	2016	96 Weeks	96 Weeks	91 weeks	Regulation (EU) No 691/2011
Environmental Taxes	Annual	2018	28 Weeks	30 Weeks	30 Weeks	Regulation (EU) No 691/2011
Environmental Subsidies & Similar Transfers	Annual	2017	65 Weeks	66 Weeks	100 Weeks	n/r
Domestic Metered Public Water Consumption	Annual	2016	48 Weeks	52 Weeks	n/r	EU Water Framework Directive (2000/60/EC)
Networked Gas Consumption	Annual	2018	42 Weeks	39 Weeks	n/r	n/r
Public Income and Expenditure on Water Supply and Waste Water Treatment	Adhoc	2000 - 2013	September 2017	n/r	n/r	n/r
Business Energy Use Survey	Annual	2016	143 Weeks	104 Weeks	n/r	n/r
Environmental Indicators Ireland	Biennial	2019	34 Weeks	13 Weeks	n/r	n/r
SUSTAINABLE DEVELOPMENT GOALS & INDICATOR REPORTS						
Sustainable Development Indicators	Biennial	2017	24 Weeks	13 Weeks	n/r	n/r

Population

Publication	Frequency	Current Timeliness		CSO Target	International Standard	Source of International Standards
		Edition	Published			
Population & Migration Estimates	Annual	2019	19 Weeks	20 Weeks	n/r	n/r
Regional Population Projections	Quinquennial	2017-2036	June 2019	n/r	n/r	n/r
Census 2016						
Preliminary Results	Quinquennial	2016	14-Jul-16	14-Jul-16	n/r	n/r
Summary Results - Part 1		2016	06-Apr-17	06-Apr-17	n/r	n/r
Profile 1 - Housing in Ireland		2016	20-Apr-17	20-Apr-17	n/r	n/r
Profile 2 - Population Distribution & Movements		2016	11-May-17	11-May-17	n/r	n/r
Summary Results - Part 2		2016	15-Jun-17	15-Jun-17	n/r	n/r
Profile 3 - An age Profile of Ireland		2016	06-Jul-17	06-Jul-17	n/r	n/r
POWSCAR - Research micro data file		2016	20-Jul-17	20-Jul-17	n/r	n/r
Small Area Population Statistics (SAPS) - All Variables		2016	20-Jul-17	20-Jul-17	n/r	n/r
Profile 4 - Households & Families		2016	27-Jul-17	27-Jul-17	n/r	n/r
Profile 5 - Homeless Persons in Ireland		2016	10-Jul-17	10-Aug-17	n/r	n/r
Profile 6 - Commuting in Ireland		2016	31-Aug-17	31-Aug-17	n/r	n/r
Profile 7 - Migration in Ireland		2016	21-Sep-17	21-Sep-17	n/r	n/r
Profile 8 - Irish Travellers, Ethnicity & Religion		2016	12-Oct-17	12-Oct-17	n/r	n/r
Profile 9 - Health, Disability & Carers		2016	02-Nov-17	02-Nov-17	n/r	n/r
Profile 10 - Education, Skills & the Irish Language		2016	23-Nov-17	23-Nov-17	n/r	n/r
Profile 11 - Employment, Occupations & Industry		2016	14-Dec-17	14-Dec-17	n/r	n/r

Updated to 20/12/2019



Prompt Payment of Accounts Act 1997

Internal procedures are in place to comply with the Prompt Payment of Accounts Act, 1997 as amended by the European Communities (Late Payment in Commercial Transactions) (S.I. No. 580 of 2012).

Prompt Payment to Suppliers

The financial and accounting rules and procedures in the CSO accord with relevant legislation and with the circulars and guidelines issued by the Department of Finance. The Government introduced a further non-statutory requirement in June 2009 to reduce the payment period by Government Departments and Offices to their suppliers from 30 to 15 days. Every effort, consistent with proper financial procedures, is made to ensure that all suppliers are paid within this time frame.

Reporting Requirements

As part of the 15-day prompt payment requirement, the CSO publishes Quarterly Prompt Payment Reports on its website.



Protected Disclosures Act 2014

The CSO have put in place a policy which facilitates an environment for employees to raise concerns relating to wrongdoing or potential wrongdoing in the workplace.

The policy provides the necessary support for employees to raise genuine concerns.

The CSO Policy on Protected Disclosure Reporting in the Workplace is published on our website.

No protected disclosures were received during 2019.

Appendix 6: Summary

Turning data into information and knowledge for all

Deliver timely relevant and accurate statistical information

- 345 publications and releases in 2017 (287 releases and 58 publications)
- 344 publications and releases in 2018 (310 releases and 34 publications)
- 348 publications and releases in 2019 (283 releases and 64 publications)

Expand the range of our statistical products and services

- **New products released in 2017 included:**
 - Earning Analysis using Administrative Data Source 2011 – 2014
 - Agricultural Land Prices
 - Domestic Metered Public Water Consumption 2015
 - Historical Earnings
 - Foreign Direct Investment in Ireland - (New research explores globalisation in Ireland)
 - Aviation Statistics Quarterly
 - Environmental Subsidies and Similar Transfers 2015
 - HSE Funded Dental Treatments
 - Network Gas Consumption 2016
 - Business Energy Use Survey 2013
- **New products released in 2018 included:**
 - Well-being of the Nation 2017
 - Labour Force Survey
 - Aircraft Leasing in Ireland 2007– 2016

- Trade by Enterprise Characteristics 2016
 - Educational Attainment 2017
 - HSE Funded Optical Treatments 2013 – 2015
 - Estimates of Irish Pension Liabilities 2015
 - Productivity in Ireland
 - New Dwelling Completions
 - Population and Labour Force Projections 2017 – 2051 Report,
 - Adult Education Survey 2017
- **New products released in 2019 included:**
 - Gender Balance in Business Survey (Biennial)
 - Recorded Crime Victims (Annual)
 - International Accounts (incorporating Balance of International Payments and International Investment Position)
 - Regional SDGs (Sustainable Development Goals) Ireland 2017 (Annual)
 - Geographic Profiles of Income in Ireland 2016
 - HSE funded GP Claims Release
 - Higher Education Outcomes – Graduation Years 2010-2016
 - Further Education Outcomes – Graduation Years 2010-2016
 - Exporting Enterprises in Ireland 2017
 - Measuring distances to everyday services in Ireland 2019
 - Post Primary Outcomes Academic Years Ending 2012 & 2013
 - Urban and Rural Life in Ireland, 2019
 - A Profile of Ireland's Border Population 2016

Ensure data is relevant and promote its use

- 13,385,407 web hits in 2017
- 12,469,048 web hits in 2018
- 12,474,219 web hits in 2019
- **Number of infographics produced :**
 - 67 Infographics produced in 2017
 - 80 Infographics produced in 2018
 - 80 Infographics produced in 2019
- 143 RMF Access's across 50 institutions for 419 people in 2017
- 131 RMF Access's across 54 institutions for 455 people in 2018
- 108 RMF Access's across 46 institutions for 416 people in 2019

Increase the use of secondary data sources including Administrative and big data

Increase the use of secondary data sources including Administrative and big data

- 16% of products produced by the CSO in 2017 used Administrative data only as their source data
- 18% of products produced by the CSO in 2018 used Administrative data only as their source data
- 24% of products produced by the CSO in 2019 used Administrative data only as their source data
- 47% of products produced by the CSO in 2017 used a combination of Administrative and Survey data only as their source data
- 55% of products produced by the CSO in 2018 used a combination of Administrative and Survey data only as their source data
- 50% of products produced by the CSO in 2019 used a combination of Administrative and Survey data only as their source data

Continue to build the capacity of our people

Build the capacity of our people

- In 2017 the CSO had a total of 807.1 training days for 591 staff of which 172 days were Statistical Training days for 148 staff
- In 2018 the CSO had a total of 920.6 training days for 589 staff of which 259.5 days were Statistical Training days for 179 staff
- In 2019 the CSO had a total of 1,093.5 training days for 1295 staff of which 437 days were Statistical Training days for 535 staff
- Development of the CSO's new People Strategy was completed in 2019, setting out the CSO's key strategic goals in relation to its staff.

These goals encompass fostering a great place to work that:

- engages, enables and empowers our people;
- build the statistical and non-statistical capacity of our team;
- prioritises leadership and management capabilities and
- positions the HR function as a key driver of strategic change.

- At the end of 2017, the CSO had 825 employees (736.57 FTEs)
- At the end of 2018, the CSO had 859 employees (771.91 FTEs)
- At the end of 2019, the CSO had 924 employees (832.33 FTEs)

Modernise our statistical processes and systems

Enhance the robustness of our statistical

- GSBPM (Generic Statistical Business Process Model, which is the UN standard for the organization of processing of official statistics) is now embedded as the Office business processing model both for statistical producers and supporting

<p>processes and systems</p>	<p>corporate services.</p> <ul style="list-style-type: none"> - Documentation for all statistical business areas has been collated and stored in a centralised repository, the Quality Information System (QIS). Process Maps, aligned to the GSBPM, have also been created and stored in the QIS. This centralisation and alignment to the GSBPM enhances the sustainability and repeatability of statistical production. - Statistical Quality Assurance is being addressed through the establishment of independent appraisal of statistical quality by multi-disciplinary teams and through annual self-assessments based on international best practice. - Automation and standardisation has been increased in the software used in statistical production the systems for design and co-ordination of questionnaire. A new standard Methods page for all statistical outputs on the CSO website ensures consistency of reporting on content and quality of metadata. - A programme of training and engagement interventions has been established which ensure staff awareness and understanding of the European Statistics Code of Practice, the GSBPM, standard approaches to statistical quality management and the corporate supports available to staff. - Three, separate but related, IT systems have been developed to support the implementation of the GSBPM as a cornerstone of the CSO Quality Management Framework. The Quality Information System is a repository of survey documentation; the Directory of Products & Services contains information on the products and services offered by the CSO; the Data Inventory records key information on data assets used in statistical production. Together, these GSBPM-aligned systems increase transparency and facilitate governance of data holdings and data flows.
<p>Ensure the quality of our data</p>	<ul style="list-style-type: none"> - Data management in the CSO has been enhanced by the ongoing re-organisation of data holdings to a new file structure aligned with the GSBPM. - Data attestation software supporting corporate governance has been rolled out to ensure that access to data holdings is restricted to those who have a legitimate requirement and entitlement to access. - Software has been deployed to automate archiving and deletion of data files based on defined parameters, in accordance with CSO Data Management policies.
<p>Coordinate, oversee and assure the quality of all official statistics produced in Ireland</p>	
<p>Lead the development of the Irish Statistical System and drive the development</p>	<ul style="list-style-type: none"> • The CSO had 20 staff, including three Senior Statisticians, seconded to other departments at the end of 2017 which increased from 9 at the end of 2016 • The CSO had 21 staff seconded to 6 other departments at the end of 2018 including three Senior Statisticians • The CSO had 24 staff seconded to 13 other departments at the end of 2019, including three Senior Statisticians

<p>of the NDI</p> <p>Coordinate national and European official statistics compiled in Ireland to meet national and EU obligations</p>	<ul style="list-style-type: none"> • Liaison Groups comprising of the CSO and other bodies which focus on statistical methodology and departmental interdependencies: <ul style="list-style-type: none"> - All - Island Tourism Statistics - Agricultural Statistics Liaison Group - Enterprise Statistics Liaison Group - Transport Statistics - CSO-Revenue Liaison Group - Formal Statistician Liaison Group - Government Finance Statistics Liaison Committee - System of Health Accounts - Census Homeless Methodology Liaison Group - CSO-Suicide Mortality Statistics Liaison Group - CSO-EPA Liaison Group - Forestry Statistics Liaison Group - CSO-SEAI Liaison Group - Macroeconomic Statistics Liaison Group - CSO - An Garda Síochána Liaison Group - Education Statistics Liaison Group - Sexual Violence Survey (SVS) Liaison Group • The CSO has signed 35 Memorandums Of Understanding with other public and Government bodies, 23 of which have been signed between 2017 and 2019. <ul style="list-style-type: none"> 2017: <ul style="list-style-type: none"> - Central Statistics Office and An Garda Síochána - Central Statistics Office and Trutz Haase - Central Statistics Office and the General Registrations Office - Central Statistics Office and Teagasc - Central Statistics Office and Department of Agriculture Food & the Marine - Central Statistics Office and Benefacts 2018: <ul style="list-style-type: none"> - Central Statistics Office and Revenue - Central Statistics Office and Department Of Finance - Central Statistics Office Department of Employment Affairs & Social Protection - Central Statistics Office and Northern Ireland Statistics & Research Agency (NISRA) - Central Statistics Office and ESB Networks - Central Statistics Office and Department of Housing, Planning & Local Government - Central Statistics Office and Student Union Support Ireland (SUSI) - Central Statistics Office and Solas - Central Statistics Office and Health Research Board - Central Statistics Office and National Cancer Registry Board - Central Statistics Office and Higher Education Authority 2019: <ul style="list-style-type: none"> - Central Statistics Office and the Companies Registrations Office - Central Statistics Office and the Central Bank Of Ireland - Central Statistics Office and Department Of Justice and Equality - Central Statistics Office and Dublin Airport Authority - Central Statistics Office and Department of Housing, Planning & Local Government
---	---

- Central Statistics Office and Property Regulatory Services Authority

These agreements reflect a realigning of processes within the CSO to ensure a more systematic use of the administrative data with statistical potential held by other Government bodies. It is an ongoing corporate goal of the CSO to maximise the use of administrative data for statistical purposes, in order to reduce the overall administrative burden on businesses and generate enhanced statistical outputs in support of evidence-based policy making.

