



**An  
Phríomh-Oifig  
Staidrimh**

Central  
Statistics  
Office



# **Progress Report on the CSO Annual Statistical Work Programme**

**2017**

# Progress Report on the CSO Annual Statistical Work Programme 2017

---

## Introduction

The Central Statistics Office (CSO) Annual Statistical Work Programme 2017 was published on the CSO's website in March 2017 and is available [here](#). This Annual Report presents information on the number of products which were produced in 2017, including new products not listed on the Work Programme for 2017, statistical innovations released during the year and also which products listed on the Work Programme for 2017 which were not produced.

Confidence in the quality and independence of official statistics is crucial as Ireland continues to use the information and insight provided by the CSO to guide economic and social development. In May 2017, the Irish Government adopted a Commitment on Confidence in Statistics reaffirming the CSO's independence, impartiality and quality. With the publication of the annual CSO Work Programme and Annual Report the CSO is complying with Principle 1.5 of the European Statistics Code of Practice on Professional Independence which states:

"The statistical work programmes are published and periodic reports describe progress made",

and recommendation 2 of the Eurostat Peer Review of the Irish Statistical System carried out in 2015 which stated:

*"The Central Statistics Office of Ireland should regularly compile and publish the Irish annual statistical work programme covering statistical surveys and other statistical activities of European statistics. The progress reports should also be published accordingly. (European Statistics Code of Practice, indicators 1.5 and 11.2.)"*

In the Annual Statistical Work Programme 2017, the products were divided into the following six main themes with twenty three associated sub-themes:

[People and Society](#); [Labour Market and Earnings](#); [Business Sectors](#); [Economy](#); [General Statistical Publications](#); [Environment](#).

The structure of the progress report matches the breakdown by theme and subtheme.

For further information contact:

Noel O' Hara

Transformation & Performance  
Central Statistics Office,  
Skehard Road,  
Cork, T12 X00E

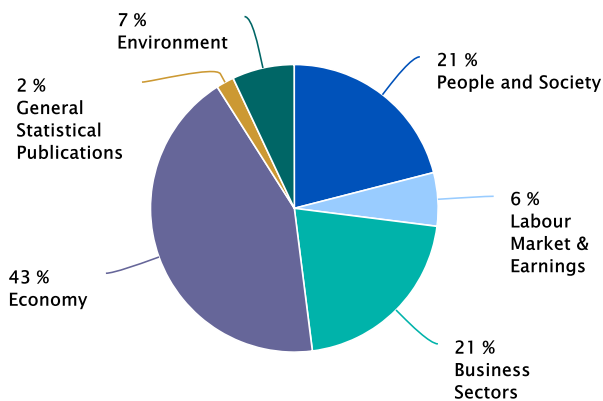
Phone +353 21 453 5495  
Email: [governance@csso.ie](mailto:governance@csso.ie)

# Highlights of the 2017 Work Programme

## Main highlights of the 2017 Statistical Work Programme

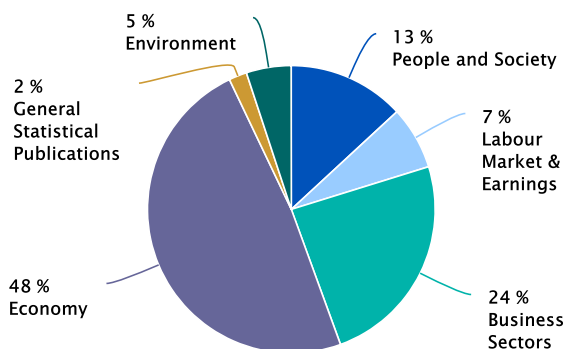
- 252 statistical products were scheduled to be produced in 2017 compared to 228 in 2016
- 244 statistical products were actually published in 2017

Figure 1(a) Distribution of Products by Theme  
2017



Source: CSO Ireland

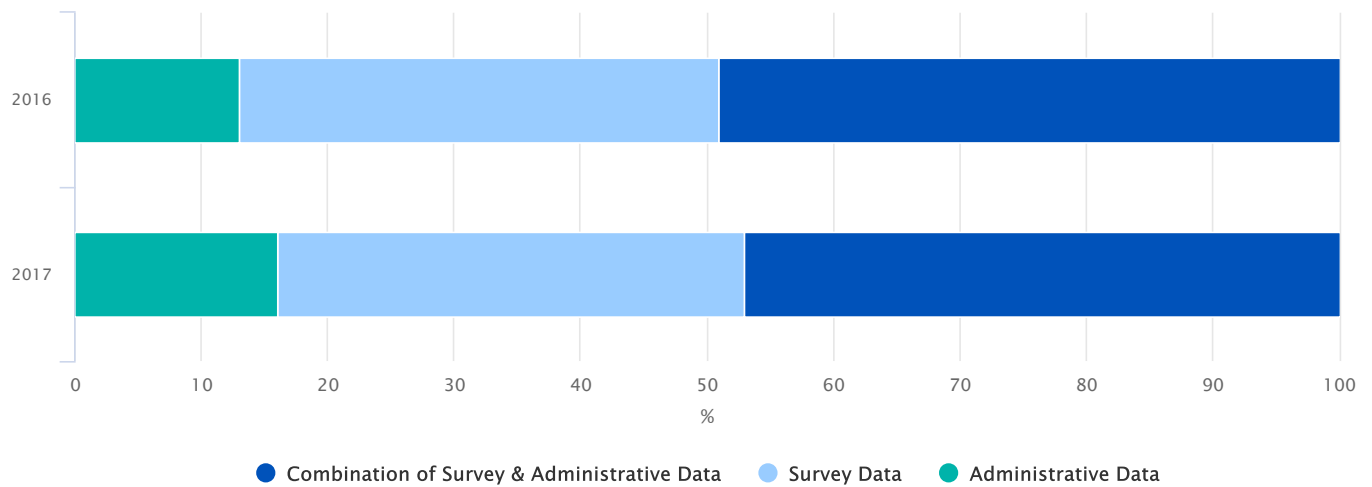
Figure 1(b) Distribution of Products by Theme  
2016



Source: CSO Ireland

- 21 new products were introduced in 2017, 11 of which were not listed on the 2017 work programme
- 19 products were delayed/not published in 2017
- 4 new visualisation tools were made available on the CSO website
- 73% of the products produced in 2017 were classified as European and 27% as National
- 36 EU Regulations mandated the collection of those European outputs.

Figure 2 CSO Statistical Products 2017 – Sources of Data Inputs



Source: CSO Ireland

- 16% of products used Administrative data only as their source data, up from 13% in 2016.
- 37% used Survey data as their source in 2017, down from 38% in 2016.
- 47% used a combination of Survey and Administrative data as their source data, down from 49% for the previous year.

# Innovation

---

In the introduction to the 2017 statistical work programme the CSO outlined its commitment to the research and development of new products. During the course of the year CSO launched twenty one new products, one [new website](#) and four new [visualisation tools](#).

## New Products

The following ten products were listed as new on Work Programme and were produced in 2017:

- [Earning Analysis using Administrative Data Source 2011 – 2014](#)

This release presents statistics on earnings based on administrative data sources. The primary data source is the Revenue Commissioner's P35L dataset of employee annual earnings which is linked to CSO and other data to provide demographic breakdowns of earnings similar to those previously provided by the National Employment Survey (NES).

- [Agricultural Land Prices](#)

A new annual publication which expanded on agricultural land prices data already being published on CSO's Statbank. The information in this publication includes more detailed land price data at a regional level and more statistical indicators on volume and value of transactions.

- [Domestic Metered Public Water Consumption 2015](#)

This annual publication on Domestic Metered Public Water Consumption is based on data from Irish Water on both meter readings and derived consumption data. Consumption data is presented by month, size class, threshold level, decile, county (average, median and number of meters) and Dublin Postal District (average, median and number of meters).

- [Networked Gas Consumption 2016](#)

This annual release first published in August 2017 contains consumption data from Gas Networks Ireland on all connections to the mains gas network.

- [Environmental Subsidies and Similar Transfers](#)

An annual publication first published in June 2017. As part of the implementation of the UN System of Environmental-Economic Accounting (SEEA), Eurostat, the European statistical office, has developed a series of environmental accounts modules, including the Environmental Subsidies and Similar Transfers module. An environmental subsidy or similar transfer is defined as a: "current or capital transfer that is intended to support activities which protect the environment or reduce the use and extraction of natural resources". Ireland has submitted data for voluntary collections in 2015 and 2016 and this new release is based on those submissions.

- [Continuing Vocational Training Survey \(CVTS\) 2015](#)

The CVTS is a survey based on enterprises investment in education and training occurring during paid working time or paid at least partially by employers (if training activities are organised outside paid working time).

- [\*\*HSE Funded Dental Treatments 2013 - 2016\*\*](#)

The number of Health Service Executive (HSE) funded treatments under the Dental Treatment Services Scheme (DTSS) from 2013-2016. Statistics on dental procedures by gender, age group, region and average payments are presented in this release first published in July 2017.

- [\*\*Aviation Statistics Quarterly\*\*](#)

The data in this release provides details on the number of passengers classified by arrivals and departures, and by reference to national and international traffic; the number of flights by arrivals and departures and information on air freight and mail (in tonnes). The release also highlights the top routes for each of the five main airports: Dublin, Cork, Shannon, Knock and Kerry.

- [\*\*System of Health Accounts 2015\*\*](#)

This release is the first official publication by CSO of health care expenditure estimates for Ireland according to the international standard of the System of Health Accounts. The release provides a detailed profile of Irish current health expenditure according to the classifications of the functions of health care (ICHA-HC), health care provision (ICHA-HP), and financing schemes (ICHA-HF).

- **Services Trade by Enterprise Characteristic**

Electronic questionnaire for Eurostat on enterprise characteristics such as size (the number of employees), ownership (foreign-controlled or domestic) and economic activity of enterprises trading in services.

**During 2017 the CSO published eleven new products which were not originally listed on the 2017 Work Programme:**

- [\*\*Historical Earnings 1938 -2015\*\*](#)

Earnings statistics have been produced in Ireland since the early nineteen hundreds, published in the Irish Trade Journal and Statistical Bulletin. Broad Industrial average earnings were first published in 1938. This ad-hoc Historical Earnings publication focused on Industrial employees in the Industry sector and presented available average earnings data from 1938 – 2015.

- [\*\*Foreign Direct Investment in Ireland 2015\*\*](#)

Published in May this publication presents experimental research which adds value to pre-existing Foreign Direct Investment (FDI) statistics and has been created in response to the large increase in Foreign Direct Investment in Ireland in 2015. As a result of this increase, when measured in terms of FDI, Ireland became one of the most globalised countries in the world.

- [\*\*Public Income and Expenditure on Water Supply and Water Waste Treatment 2000 – 2013\*\*](#)

This annual release provides information on public income and expenditure on Water Services at local authority level for the period 2000 to 2013. Operational and capital figures are both included. Expenditure on maintenance and investment in water and waste water treatment plants have an impact on the quality of drinking water supplies and on the status of water bodies such as rivers and lakes.

- **Trade by Invoicing Currency (for extrastat data only)**

Biennial product for transmission to Eurostat based on VIMA admin data on trade in goods by invoicing currency of the EU with countries outside the EU

- **Cereal Survey**

A small cereal survey was piloted to estimate the level of crop stocks held on holdings in June and December in preparation for the reinstatement of the cereal balance sheets in 2018.

- [\*\*Ireland's Top Motors\*\*](#)

A new visualisation tool and statistical product launched on 6 June 2017. The product contains model statistics on vehicle licensing for the first time. Monthly seasonally adjusted and trend series were developed and published for all vehicle licensing taxation classes. It allows users to follow trends in fuel types, colours and top makes of private cars, commercial vehicles, motor cycles and tractors.

- **Reporting of EDP supplementary questionnaire contingent liabilities to Eurostat at end year**

The data on contingent liabilities are collected by Eurostat in the context of the reinforcement of the EU economic governance which took place in 2011 (the 'six-pack') and in particular of Council Directive 2011/85/EU of 8 November 2011 on requirements for budgetary frameworks of the Member States. Article 14(3) of this Directive laid down new statistical requirements on the Member States. The Decision specifies that Eurostat would collect and publish the following indicators related to contingent liabilities:

- government guarantees,
- off-balance public-private partnerships (PPPs),
- non-performing loans (government assets),
- liabilities of government controlled entities classified outside general government (public corporations) compiled by Eurostat on the basis of information collected via the Questionnaire on government controlled units classified outside general government.

- **Reporting of questionnaire on public corporations to Eurostat at end year**

Eurostat questionnaire on liabilities of government controlled entities classified outside general government (public corporations).

- [\*\*Register of Public Bodies\*\*](#)

Under Council Regulation (EC) No. 479/2009 as amended by Council Regulation 679/2010, and Commission Regulation (EU) No 220/2014 the Central Statistics Office (CSO) is required to define the scope of the Public Sector (which includes the General Government Sector) in Ireland. The Register of Public Bodies publication is produced in April and October and presents a list of bodies to be included in this register (reference year 2016) and information on the methodology and classifications employed in its compilation.

- [\*\*Electoral Division to Electoral Division commuting counts\*\*](#)

Commuter flows (inward commuters less outward) by electoral division from Census 2016. Data is presented in the form of an interactive Census map.

# New Website

## [Census Open Data Website](#)

CSO and OSi launched a new Open Data website in August 2017 aimed at getting geographical and statistical information into the hands of Public Sector decision makers and Civil Society groups. The new website is part of OSi's GeoHive platform (<http://www.geohive.ie>) and is available at <http://census2016.geohive.ie/>. This new site makes the Census 2016 Small Area Population Statistics (SAPS) which were released by CSO on 20th July 2017, available as geographical Open Data for the first time. Any variable from Census 2016 SAPS can be visualized in map form across 31 Administrative Counties, 95 Municipal districts, 3,409 Electoral Divisions and 18,641 Small Areas. For the first time, this site provides access to the data so that the end-user can manipulate the data, change the visualisation, filter data, and combine multiple Layers to create their own maps which they can then save and embed in other applications.

## Visualisation Tools

The CSO launched four new Visualisation tools on the website in 2017 to further enhance our dissemination channels for our Products:

### [Baby Names of Ireland App](#)

The CSO launched a fun new online application in December 2017 for searching the baby names of Ireland. Located in the Interactive Zone of our website, and with information from 1964 to 2016, users can follow the popularity of the names of friends, family and children. You can also download and print a Name Certificate. The user enters their name and the year of your birth to see how many babies were registered with that name, and how that name ranked in that year.

### [Brexit Indicators: Ireland and the UK in numbers](#)

The CSO setup a dedicated page on our website to track key indicators on the relationship between Ireland and the United Kingdom. The information is displayed graphically and links directly to the CSO databank so that the most recent data available is always shown. This webpage complements the publication in December 2016 of the CSO report "Brexit: Ireland and the UK in numbers" and has data on Ireland's relationship with the UK for: Trade in goods; Trade in services; Employment; Migration; Outbound travel (GB); Inbound travel (GB).

### [Ireland's Top Motors](#)

A new visualisation tool which allows users to follow trends in fuel types, colours and top makes of private cars, commercial vehicles, motor cycles and tractors.

### [Census 2016 Interactive Maps](#)

Twenty six interactive maps from Census 2016 on topics such as home ownership rates, feeder towns, age dependency and nationalities.



# 2017 Work Programme by Theme and Sub-theme

---

Products on the CSO Work Programme were divided into the following six main themes with twenty three associated sub-themes. Also included are the main Corporate publications produced during the year:

- [People and Society](#)
- [Labour Market and Earnings](#)
- [Business Sectors](#)
- [Economy](#)
- [General Statistical Publications](#)
- [Environment](#)
- [Corporate Publications](#)

## People and Society

Contained within this theme are statistical products all about people and the society in which we live. This theme is further divided into eight sub-themes and covers [Population and Migration](#); [Births, Deaths and Marriages](#); [Crime and Justice](#); [Social Conditions](#); [Health](#); [Information Society](#); [Education](#); [Housing and Households](#).

## Population and Migration

*Head of Division: Cormac Halpin (Census); Paul M Crowley (Social Analysis)*

Number of Products scheduled to be produced in 2017: **27**

Number of Products actually produced in 2017: **27**

Twenty five of the twenty seven statistical products scheduled to be produced in 2017 were published. Two products were delayed (one until 2018) and two new products which were not listed on the work programme were produced.

### **Highlight:**

**Products - [Census of Population suite of results](#)**

### **New Products:**

Two new products not listed on the Work Programme were produced in 2017 -

- **Electoral Division to Electoral Division commuting counts**
- **Vacancy by small area dataset**

### **Products not produced:**

The **Surnames** and the **Area Profiles** products were not produced. Work pressures associated with ensuring the published Census programme was completed on time led to the decision not to publish these products. The surnames product is now scheduled for release in early 2018.

### **Other Highlights:**

Responding to high user demand for housing data, Census Division undertook significant additional and unplanned analysis on the housing stock. This additional analysis was included in the Census housing report.

Development work on the improvement of Census data through the investigation of incorporating administrative data in Census 2021 commenced.

## Births, Deaths and Marriages

*Head of Division: Paul M Crowley (Social Analysis)*

Number of Products scheduled to be produced in 2017: **9**

Number of Products actually produced in 2017: **9**

All products listed on the work programme to be produced in 2017 were published on time and without revisions.

## Crime and Justice

*Head of Division: Paul M Crowley (Social Analysis)*

Number of Products scheduled to be produced in 2017: **5**

Number of Products actually published in 2017: **0**

Following discussions with An Garda Síochána, the Central Statistics Office (CSO) deferred the publication of Recorded Crime statistics and associated products because of An Garda Síochána's decision to extend their review of homicide data. The CSO is continuing to work with An Garda Síochána to improve the reliability of the data and will continue this analysis at regular intervals to monitor data quality.

## Social Conditions

*Head of Division: Gerard Reilly (Income, Consumption & Wealth); Paul M Crowley (Social Analysis)*

Number of Products scheduled to be produced in 2017: **2**

Number of Products actually produced in 2017: **2**

The two statistical products listed on the work programme to be produced in 2017 were published on time and without revisions.

## Health

*Head of Division: Paul M Crowley (Social Analysis); Gillian Roche (Government Finance Statistics)*

Number of Products scheduled to be produced in 2017: **6**

Number of Products actually produced in 2017: **4**

Four of the six statistical products scheduled to be produced in 2017 were published.

### ***Products not produced:***

- **EU-SILC Health Data** product was postponed due to resource constraints
- **Wellbeing of the Nation** publication was delayed until January 2018

## Information Society

*Head of Division: Paul M Crowley (Social Analysis)*

Number of Products scheduled to be produced in 2017: **1**

Number of Products actually published in 2017: **1**

The one statistical product listed on the work programme to be produced in 2017 was published on time and without revisions.

## Education

*Head of Division: Tara Davis (Short Term Statistics)*

Number of Products scheduled to be produced in 2017: **1**

Number of Products actually published in 2017: **1**

The Continuing Vocational Training Survey (CVTS) was published in November, 2017, a week earlier than planned.

## Housing and Households

*Head of Division: Paul M Crowley (Social Analysis)*

Number of Products scheduled to be produced in 2017: **1**

Number of Products actually published in 2017: **1**

The **Household Budget Survey 2015-2016** was published in June.

### **Highlight:**

#### **Product – Household Budget Survey 2015-2016**

*The 2015-2016 Household Budget Survey (HBS) was undertaken between February 2015 and February 2016 inclusive, and covered 6,839 households. Some of the main results were:*

- *The estimated average weekly expenditure in 2015-2016 for all households in the State was €837.47. This was 3.3% higher than the €810.61 figure recorded five years earlier.*
- *The proportion of total household expenditure that related to expenditure on Food dropped from 16.2% in 2009-2010 to 14.7% in 2015-2016. Expenditure on Housing increased by 11.3% from €147.73 per week in 2009-2010 to €164.36 in 2015-2016. This was caused by an increase in expenditure on rent, purchases of dwellings and the introduction of Local property tax and Water charges.*
- *Expenditure on Alcoholic drink and tobacco decreased by 29.1% (from €39.48 per week to €28.00). This is due to a drop in expenditure on both Tobacco and Drink consumed out. Expenditure on Drink consumed at home has remained relatively consistent since 2009-2010 at €10.56.*

### **Revisions to data:**

#### **Household Budget Survey 2015-2016**

Some amendments were made to the data after publication relating to the calculation of medical expenditure and the derivation of household income.

# Labour Market and Earnings

Statistical Products measuring employment/unemployment, the flow of jobs and persons, industrial disputes, earnings and labour costs are included in this area. The theme is subdivided into two sub-themes [Labour Market](#); [Earnings](#).

## Labour Market

*Head of Division: Brian Ring (Labour Market and Earnings), Gerard Reilly (Income, Consumption and Wealth)*

Number of Products scheduled to be produced in 2017: **8**

Number of Products actually published in 2017: **6**

Six of the eight statistical products scheduled to be produced in 2017 were published.

### **Products not produced:**

- **Labour Force Survey** – this new survey was not published in 2017. It was published on January 16th 2018 (for reference quarter Q3 2017)
- **Job Churn** – the job churn product is being reviewed to ensure coherence with other products produced from the P35 administrative file; in particular this review is being undertaken to ensure that the earnings figures included in the Job Churn output are coherent with those produced from the Earnings Analysis from Administrative Data Sources (EAADS). In addition, the actual outputs which are published are also being reviewed as the current outputs included are overly complex and difficult for users to understand and more reflect the outputs of a research product rather than a statistical release.

## Earnings

*Head of Division: Brian Ring (Labour Market and Earnings), Gerard Reilly (Income, Consumption and Wealth), Kevin McCormack (Methodology)*

Number of Products scheduled to be produced in 2017: **6**

Number of Products actually published in 2017: **7**

All six statistical products scheduled to be produced in 2017 were published. In addition one new product not included on the work programme was published

### **New Product:**

One new product not listed on the Work Programme was produced in 2017 -

- **Historical Earnings 1938 -2015**

This ad-hoc Historical Earnings publication focused on Industrial employees in the Industry sector and presented available average earnings data from 1938 – 2015.

# Business Sectors

Statistical Products measuring all aspects of the Business Economy using short term statistics and longer term structural statistics. This theme is further divided into seven sub-themes and covers [Agriculture](#); [Construction](#); [Industry](#); [Multisectoral](#); [Services](#); [Tourism and Travel](#); [Transport](#).

## Agriculture

*Head of Division: Paul J Crowley (Agriculture, Transport & Tourism)*

Number of Products scheduled to be produced in 2017: **17**

Number of Products actually published in 2017: **16**

15 of the statistical products scheduled to be produced in 2017 were produced. 2 new products due to be published in 2017 were delayed as detailed below and 1 new product was launched which was not listed on the work programme.

### ***New Product:***

One product which was not listed on the Work Programme was produced in 2017 -

**Cereal Survey** - A small cereal survey was piloted to estimate the level of crop stocks held on holdings in June and December in preparation for the reinstatement of the cereal balance sheets in 2018.

### ***Products not produced:***

**Cereal Supply Balance** and **Supply Balance for Oilseeds** were two new products due to be produced in 2017. They were not published in 2017 due to delays resulting from an unexpected change in methodology and launch date by the European statistics agency Eurostat. The revised release dates for these products is unclear pending further clarification from Eurostat on the correct methodology to be used.

### ***Revisions to data:***

The planned revisions/methodological changes that were due to be made to the Crops and Livestock Survey did not take place because Eurostat delayed the reintroduction of the cereal balance sheets until 2018. In response to this delay the CSO piloted a small cereal survey in preparation for the reinstatement of the cereal balance sheets.

## Construction

*Head of Division: Tara Davis (Short Term Statistics); Keith McSweeney (Structural Business Statistics)*

Number of Products scheduled to be produced in 2017: **4**

Number of Products actually published in 2017: **4\***

All the statistical products scheduled to be produced in 2017 were published.

\*Note: The Building and Construction Inquiry publication scheduled to be produced in 2017 was amalgamated with the Annual Services Inquiry and the Census of Industrial Production Enterprises into a new product called [Structural Business Statistics](#).

## Industry

*Head of Division: Tara Davis (Short Term Statistics); Keith McSweeney (Structural Business Statistics)*

Number of Products scheduled to be produced in 2017: **8**

Number of Products actually published in 2017: **7\***

7 of the 8 statistical products scheduled to be produced in 2017 were published.

### ***Product not produced:***

#### **Census of Industrial Production - Local Units, Regional and County Data**

Publication is hampered by a confidentiality issue. Work is continuing on this and it is likely publication will await finalisation of reference year 2016 Industrial Enterprise data in the summer of 2018.

\*Note: The Census of Industrial Production Enterprises publication scheduled to be produced in 2017 was amalgamated with the Annual Services Inquiry and the Building and Construction Inquiry into a new product called [Structural Business Statistics](#).

## Multisectoral

*Head of Division: Keith McSweeney (Structural Business Statistics)*

Number of Products scheduled to be produced in 2017: **6**

Number of Products actually published in 2017: **6**

All statistical products scheduled to be produced in 2017 were published.

## Services

*Head of Division: Tara Davis (Short Term Statistics); Keith McSweeney (Structural Business Statistics)*

Number of Products scheduled to be produced in 2017: **3**

Number of Products actually published in 2017: **3\***

All statistical products scheduled to be produced in 2017 were published.

\*Note: The Annual Services Inquiry publication scheduled to be produced in 2017 was amalgamated with the Census of Industrial Production Enterprises and the Building and Construction Inquiry into a new product called [Structural Business Statistics](#).

## Tourism and Travel

*Head of Division: Paul J Crowley (Agriculture, Transport & Tourism)*

Number of Products scheduled to be produced in 2017: **7**

Number of Products actually published in 2016: **7**

All statistical products scheduled to be produced in 2017 were published.

### **Revisions to data:**

The [Household Travel Survey](#) data was revised in December 2017 (back to Quarter 1 2016) due to changes to weights data based on Census 2016 results.

## Transport

*Head of Division: Paul J Crowley (Agriculture, Transport & Tourism)*

Number of Products scheduled to be produced in 2017: **9**

Number of Products actually published in 2017: **10**

All statistical products scheduled to be produced in 2017 were published in addition to a new product and visualisation tool [Ireland's Top Motors](#) (detailed in Visualisation Tools on page 3).

The [Road Freight Transport Survey](#) publication due for publication in August was delayed by approximately six weeks due to the need for additional consistency checking and a methodological review of sample.

# Economy

Statistical Products measuring the economic activity of the economy. This theme is further divided into four sub-themes and covers [Balance of Payments](#); [National Accounts](#); [External Trade](#); [Prices](#).

## Balance of Payments

*Head of Division: Christopher Sibley (Balance of Payments Analysis & Dissemination)*

Number of Products scheduled to be produced in 2017: **37**

Number of Products actually published in 2017: **37**

Thirty six of the thirty seven products scheduled to be published in 2017 were produced and one new product not on the work programme was published.

### ***New Product:***

#### **Foreign Direct Investment in Ireland 2015**

Published in May this publication presents experimental research which adds value to pre-existing Foreign Direct Investment (FDI) statistics and has been created in response to the large increase in Foreign Direct Investment in Ireland in 2015. As a result of this increase, when measured in terms of FDI, Ireland became one of the most globalised countries in the world.

### ***Product not produced:***

**Assets and Liabilities of the Financial Sector** – this publication first produced in 2016 was delayed until 2018 (actually published on 31<sup>st</sup> January 2018).

## National Accounts

*Head of Division: John Sheridan (National Accounts – Annual Outputs); Michael Connolly (National Accounts – Integration); Gillian Roche (National Accounts – Government)*

Number of Products scheduled to be produced in 2016: **46**

Number of Products actually published in 2016: **49**

All statistical products scheduled to be produced in 2017 were published in addition to three new products produced by the National Accounts - Government Division.

### ***New Products:***

Three new products not listed on the Work Programme was produced in 2017 -

- **Reporting of EDP supplementary questionnaire contingent liabilities to Eurostat at end year**
- **Reporting of questionnaire on public corporations to Eurostat at end year**
- **Register of Public Bodies**



## External Trade

*Head of Division: Orla McCarthy (External Trade)*

Number of Products scheduled to be produced in 2017: **8**

Number of Products actually published in 2017: **9**

All 8 statistical products scheduled to be produced in 2017 were published on time and without revisions. In addition, one new product was introduced.

### ***New Product:***

Product not listed on the Work Programme but produced in 2017 -

- **Trade by Invoicing Currency (for extrastat data only)** –biennial product for transmission to Eurostat based on VIMA admin data on trade in goods by invoicing currency of the EU with countries outside the EU

## Prices

*Head of Division: Barra Casey (Prices)*

Number of Products scheduled to be produced in 2017: **17**

Number of Products actually published in 2017: **17**

All 17 statistical products due to be produced in 2017 were published as scheduled.

# General Statistical Publications

Cross cutting statistical publications combining published statistics from a wide range of sources into one thematic publication.

## General Statistical Publications

*Head of Division: Elaine O' Mahoney (Dissemination & Communication)*

Number of Products scheduled to be produced in 2017: **5**

Number of Products actually published in 2017: **4**

**Measuring Ireland's Progress 2016** was delayed to mid-2018.

## Environment

Statistical Products covering the rapidly expanding area of environmental statistics.

### Environment

*Head of Division: Gerry Brady (Environment)*

Number of Products scheduled to be produced in 2017: **19**

Number of Products actually published in 2017: **17**

Sixteen of the nineteen statistical products scheduled to be produced in 2017 were published. One new product not originally listed on the work programme was published in the year.

#### ***New Products:***

One new product not listed on the Work Programme was produced in 2017 -

- [Public Income and Expenditure on Water Supply and Water Waste Treatment](#)

#### ***Products listed on the Work Programme for 2017 but not produced:***

- **Fishery Statistics** – delayed, due for publication in early 2018
- **Business Energy Use Survey** – postponed, due for publication in March or April 2018
- **Eurostat Physical Energy Flow Accounts (PEFA) questionnaire**
- **QNHS Environment module** was published but the **Research Microdata File** was not produced

## Corporate Publications

In addition to the Statistical Products produced the Central Statistics Office published four corporate publications during 2017. These were:

- **Statement of Strategy 2017 – 2019**
- **Statement of Strategy Progress Report 2016**
- **Statistical Work Programme 2017**
- **Annual Report on the Statistical Work Programme 2016**