

# Chapter 4

## Infant Mortality, Stillbirths and Maternal Mortality 2005

### Infant mortality

During the year 2005 there were 236 deaths of infants under one year, compared to 287 in 2004. The infant mortality rate, which was 4.6 per 1,000 births in 2004, decreased to 3.8 in 2005.

**Table I Infant mortality rates in Ireland\* and neighbouring countries, 1941-2005**

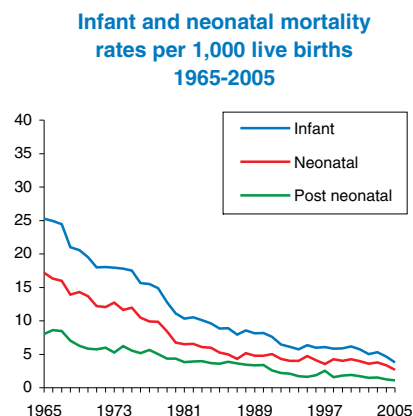
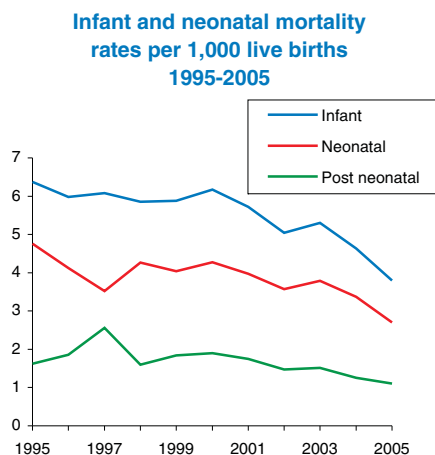
Period	Deaths of infants under 1 year per 1,000 live births			
	Ireland	Northern Ireland	England and Wales	Scotland
1941-1950 <sup>1</sup>	66	60	43	57
1951-1960 <sup>1</sup>	37	32	25	30
1961-1970 <sup>1</sup>	25	25	19	23
1971-1980 <sup>1</sup>	16	19	15	16
1981-1990 <sup>1</sup>	9	10	9	9
1991-2000 <sup>1</sup>	6	6	6	6
1993	6	7	6	6
1994	6	6	6	6
1995	6	7	6	6
1996	6	6	6	6
1997	6	6	6	5
1998	6	6	6	6
1999	6	6	6	5
2000	6	5	6	6
2001	6	6	5	6
2002	5	5	5	5
2003	5	5	5	5
2004	5	5	5	5
2005	4	6	5	5

<sup>1</sup> Decennial average.

\* Exclusive of Northern Ireland.

## Infant Mortality by detailed age

There were 167 neonatal deaths in 2005, a decrease of 42 on the 2004 figure. The neonatal mortality rate of 2.7 per 1,000 live births was 0.7 below the 2004 figure (see tables 4.1 and 4.2). Table II shows infant deaths by detailed age.



## Infant Mortality by cause

The causes of deaths of infants under one year, classified according to the Detailed International List, are shown in table 3.19. In table 4.6 infant deaths are again classified by cause and a more detailed age classification shown.

The relative importance of the various groups of causes differs appreciably between deaths of infants aged under one week and deaths at ages 4 weeks to 1 year. Of all deaths at ages under one week, 45% were due to congenital anomalies. The most common cause of death for infants aged 4 weeks to 1 year was sudden death (39%) followed by congenital anomalies (31%). See table 4.6.

## Infant Mortality by area

Table 4.3 shows that the highest rate for infant mortality was in Limerick City and the lowest in Waterford City and Roscommon. The rate for perinatal mortality was highest in Limerick City and lowest in Galway City in 2005. Further breakdowns by health board and regional authority are available in tables 4.8 to 4.11 by sex and age.

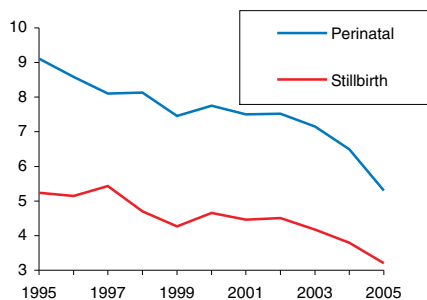
**Table II Infant deaths during 2005 by detailed age**

	Male	Female	Total
Total under 1 year	110	126	236
Under 30 mins	10	9	19
30 mins and under 1 day	24	36	60
Total under 1 day	34	45	79
1 day	7	9	16
2 days	8	5	13
3 days	2	5	7
4 days	-	2	2
5 days	3	7	10
6 days	2	2	4
Total under 7 days	56	75	131
7-13 days	9	10	19
14-20 days	6	3	9
21-27 days	4	4	8
Total under 4 weeks	75	92	167
4 weeks and under 2 months	11	8	19
2 months	4	8	12
3 months	5	2	7
4 months	6	4	10
5 months	-	3	3
6 months	3	-	3
7 months	2	1	3
8 months	3	2	5
9 months	-	-	-
10 months	-	4	4
11 months	1	2	3

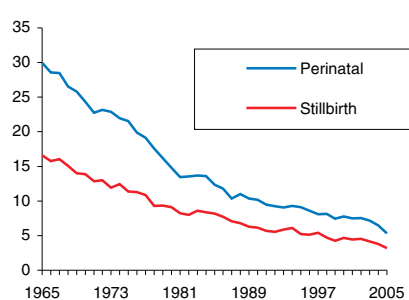
**Stillbirths**

While statistics of infant mortality are obtained in the course of the usual procedure for registration of deaths, which has been in operation since 1863, particulars of late foetal mortality have been obtained through a scheme of notification to the Directors of Community Care. The scheme of notifying late foetal deaths was introduced in 1957, but comparisons between different areas of the country showed marked differences in the coverage of the scheme in the early years. Consequently, the number of late foetal deaths in the early years of the scheme is believed to be understated.

**Stillbirth (28+ weeks) and perinatal mortality rates per 1,000 live and stillborn children 1995-2005**



**Stillbirth (28+ weeks) and perinatal mortality rates per 1,000 live and stillborn children 1965-2005**



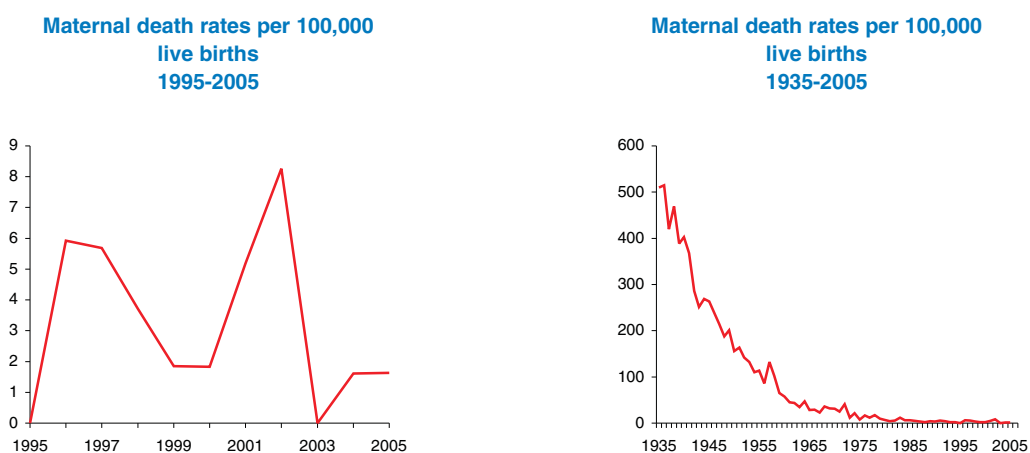
In 1995 stillbirths were registered in Ireland for the first time under the Stillbirths Registration Act, 1994. The definition of a stillbirth under the Act is broader than the definition used for late foetal deaths in previous Vital Statistics Reports. This report contains tables in relation to 254 stillbirths which occurred in 2005. This compares with 321 stillbirths in 2004. Care should be taken in comparing statistics on stillbirths and late foetal deaths in consideration of the changes between the notification and registration systems.

The National Perinatal Reporting System (NPRS) ([http://www.esri.ie/health\\_information/nprs/](http://www.esri.ie/health_information/nprs/)) also produces statistics on stillbirths, which can be compared to the numbers in these reports. The NPRS figures are derived from birth notification forms, rather than from stillbirths registered. In recent years, the numbers of stillbirths according to NPRS reports have been higher than the numbers published in these reports. This suggests that there is some non-registration of stillbirths and that caution should be taken in interpreting the statistics on stillbirths in these reports.

For stillbirths the highest rate was in Limerick City and there were none in Galway City (see table 4.3).

Deaths classified as being due to ill-defined conditions originating in the perinatal period accounted for 43% of the stillbirths. (see table 4.12).

The perinatal mortality and stillbirth rates in Ireland and neighbouring countries from 1980 to 2005 are compared in table 4.5.



### Pregnancy, childbirth and puerperium

There was 1 maternal death in 2005, the same as 2004. Table III compares Ireland and the neighbouring countries for the years 1990-2005.

**Table III Maternal deaths per 100,000 total live and stillbirths in Ireland<sup>1</sup> and neighbouring countries; 1990-2005**

Year	Number of deaths	Death rate per 100,000 live and stillbirths			
		Ireland <sup>1</sup>	Northern Ireland	England and Wales	Scotland
1990	2	4	—	1	6
1991	3	6	1	1	9
1992	2	4	—	6	11
1993	—*	—	—	4	11
1994	1	2	—	7	15
1995	—	—	—	7	10
1996	3	6	4	6	10
1997	3	6	—	4	7
1998	2	4	8	7	9
1999	1	2	—	5	13
2000	1	2	—	6	15
2001	3	5	9	7	11
2002	5	8	5	6	10
2003	—	—	3	7	14
2004	1	2	4	7	11
2005	1	2	5	7	7

<sup>1</sup> Exclusive of Northern Ireland.

\* One maternal death which occurred in 1993 was registered in 1995.

## Stillbirths and Infant Mortality

The terms used in relation to stillbirths and infant mortality are defined as follows:

*Stillbirth:* Stillbirth weighing 500 grams or more or at gestational age of 24 weeks or more. This definition applies to stillbirth figures from 1995 onwards.

*Late foetal death:* Foetal death at or over 28 weeks gestation. This definition was applied up to 1994 inclusive.

*Early neonatal death:* Death at ages under 1 week of live born infant.

*Perinatal deaths:* Stillbirths or late foetal deaths plus early neonatal deaths.

*Late neonatal death:* Death between the ages of 1 week and 4 weeks of live born infant.

*Neonatal death:* Death at ages under 4 weeks of live born infant.

*Post neonatal death:* Death between the ages of 4 weeks and 1 year of live born infant.

*Infant death:* Death at ages under 1 year of live born infant.

*Stillbirth rate:* Stillbirths divided by total live births plus stillbirths, multiplied by 1,000.

*Late foetal mortality rate:* late foetal deaths divided by total live births plus late foetal deaths, multiplied by 1,000.

*Early neonatal mortality rate:* Early neonatal deaths divided by total live births, multiplied by 1,000.

*Perinatal mortality rate:* perinatal deaths divided by total live births plus stillbirths, multiplied by 1,000.

*Late neonatal mortality rate:* Late neonatal deaths divided by total live births, multiplied by 1,000.

*Neonatal mortality rate:* Neonatal deaths divided by total live births, multiplied by 1,000.

*Post neonatal mortality rate:* Post neonatal deaths divided by total live births, multiplied by 1,000.

*Infant mortality rate:* Infant deaths divided by total live births, multiplied by 1,000.



# Tables

**Table 4.1 Live births, stillbirths and infant mortality, 1957 to 2005**

Year	Live births	Population	Stillbirths <sup>4</sup>	Perinatal deaths	Neonatal deaths				Infant deaths
					Early	Late	Total	Post	
<b>Both sexes</b>									
1957-60 <sup>1</sup>	60419	2854	1321	2316	995	321	1316	644	1960
1961-70 <sup>2</sup>	62417	2881	1060	1890	830	206	1036	514	1550
1971-80 <sup>2</sup>	69439	3196	780	1398	618	113	731	369	1100
1981-90 <sup>2</sup>	61628	3513	475	758	283	58	341	228	569
1991-00 <sup>2</sup>	51627	3637	- (272)	- (490)	174	44	218	103	322
1996	50655	3626	334 (262)	509 (437)	175	34	209	94	303
1997	52775	3661	368 (288)	510 (430)	142	44	186	135	321
1998	53969	3705	328 (255)	514 (441)	186	44	230	86	316
1999	53924	3745	311 (231)	484 (404)	173	45	218	99	317
2000	54789	3787	325 (256)	496 (427)	171	63	234	104	338
2001	57854	3839	358 (259)	535 (436)	177	53	230	101	331
2002	60503	3917	364 (274)	547 (457)	183	33	216	89	305
2003	61529	3979	345 (258)	529 (442)	184	49	233	93	326
2004	61972	4044	321 (236)	489 (404)	168	41	209	78	287
2005	61372	4134	254 (197)	385 (328)	131	36	167	69	236
<b>Males</b>									
1957-60 <sup>1</sup>	30915	1439	-	-	579	188	767	372	1139
1961-70 <sup>2</sup>	32053	1448	475 <sup>3</sup>	891 <sup>3</sup>	470	118	588	291	879
1971-80 <sup>2</sup>	35715	1606	380	740	360	63	423	205	629
1981-90 <sup>2</sup>	31747	1756	246	407	161	32	193	129	322
1991-00 <sup>2</sup>	26615	1807	- (145)	- (245)	100	21	124	60	184
1996	26350	1800	169 (133)	268 (232)	99	19	118	51	169
1997	27061	1817	213 (164)	280 (231)	67	25	92	72	164
1998	27848	1839	171 (141)	290 (260)	119	29	148	48	196
1999	27817	1859	169 (127)	264 (222)	95	21	116	56	172
2000	28175	1881	174 (137)	283 (246)	109	43	152	51	203
2001	29684	1907	175 (119)	272 (216)	97	26	123	55	178
2002	31013	1946	177 (133)	279 (235)	102	23	125	44	169
2003	31455	1977	181 (139)	297 (255)	116	24	140	53	193
2004	31966	2011	171 (120)	262 (211)	91	19	110	43	153
2005	31489	2062	153 (120)	209 (176)	56	19	75	35	110
<b>Females</b>									
1957-60 <sup>1</sup>	29504	1415	-	-	416	133	549	272	821
1961-70 <sup>2</sup>	30364	1433	471 <sup>3</sup>	800 <sup>3</sup>	360	88	448	223	671
1971-80 <sup>2</sup>	33724	1590	400	658	258	50	308	164	472
1981-90 <sup>2</sup>	29882	1758	229	351	122	26	148	99	247
1991-00 <sup>2</sup>	25012	1830	- (127)	- (202)	74	20	94	44	138
1996	24305	1826	165 (129)	241 (205)	76	15	91	43	134
1997	25714	1843	155 (124)	230 (199)	75	19	94	63	157
1998	26121	1866	157 (114)	224 (181)	67	15	82	38	120
1999	26107	1886	142 (104)	220 (182)	78	24	102	43	145
2000	26614	1906	151 (119)	213 (181)	62	20	82	53	135
2001	28170	1932	183 (140)	263 (220)	80	27	107	46	153
2002	29490	1971	187 (141)	268 (222)	81	10	91	45	136
2003	30074	2002	164 (119)	232 (187)	68	25	93	40	133
2004	30006	2033	150 (116)	227 (193)	77	22	99	35	134
2005	29883	2072	101 (77)	176 (152)	75	17	92	34	126

1 4 year average

2 Decennial average

3 5 year average, 1966-1970

4 Figures on stillbirths up to 1994 inclusive refer to the definition of late foetal deaths at or over 28 weeks gestation. From 1995 the figures relate to the new broader definition of stillbirths at or over 500g or at a gestational age of 24 weeks or more. For comparison purposes, figures according to the old definition are given in brackets from 1995 onwards.

**Table 4.2 Live birth, stillbirth and infant mortality rates, 1957 to 2005**

Year	Live births	Stillbirths <sup>4</sup>	Perinatal deaths	Neonatal deaths			Post	Infant deaths
				Early	Late	Total		
<b>Both sexes</b>								
1957-60 <sup>1</sup>	21.2	21.4	37.5	16.5	5.3	21.8	10.7	32.4
1961-70 <sup>2</sup>	21.7	16.7	29.8	13.3	3.3	16.6	8.2	24.8
1971-80 <sup>2</sup>	21.7	11.1	19.9	8.9	1.6	10.5	5.3	15.8
1981-90 <sup>2</sup>	17.5	7.6	12.2	4.6	0.9	5.5	3.7	9.2
1991-00 <sup>2</sup>	14.2	- (5.3)	- (9.5)	3.4	0.9	4.2	2.0	6.2
1996	14.0	6.6 (5.1)	10.0 (8.6)	3.5	0.7	4.1	1.9	6.0
1997	14.4	6.9 (5.4)	9.6 (8.1)	2.7	0.8	3.5	2.6	6.1
1998	14.6	6.0 (4.7)	9.5 (8.1)	3.4	0.8	4.3	1.6	5.9
1999	14.4	5.7 (4.3)	8.9 (7.5)	3.2	0.8	4.0	1.8	5.9
2000	14.5	5.9 (4.7)	9.0 (7.8)	3.1	1.1	4.3	1.9	6.2
2001	15.1	6.1 (4.5)	9.2 (7.5)	3.1	0.9	4.0	1.7	5.7
2002	15.4	6.0 (4.5)	9.0 (7.5)	3.0	0.5	3.6	1.5	5.0
2003	15.5	5.6 (4.2)	8.5 (7.2)	3.0	0.8	3.8	1.5	5.3
2004	15.3	5.2 (3.8)	7.8 (6.5)	2.7	0.7	3.4	1.3	4.6
2005	14.8	4.1 (3.2)	6.2 (5.3)	2.1	0.6	2.7	1.1	3.8
<b>Males</b>								
1957-60 <sup>1</sup>	21.5	-	-	18.7	6.1	24.8	12.0	36.8
1961-70 <sup>2</sup>	22.1	14.6 <sup>3</sup>	27.4 <sup>3</sup>	14.7	3.6	18.3	9.1	27.4
1971-80 <sup>2</sup>	22.2	10.5	20.5	10.1	1.8	11.9	5.7	17.6
1981-90 <sup>2</sup>	18.1	7.7	12.7	5.1	1.0	6.1	4.1	10.1
1991-00 <sup>2</sup>	14.7	- (5.5)	- (9.2)	3.8	0.8	4.7	2.3	6.9
1996	14.6	6.4 (5.0)	10.1 (8.8)	3.8	0.7	4.5	1.9	6.4
1997	14.9	7.8 (6.0)	10.3 (8.5)	2.5	0.9	3.4	2.7	6.1
1998	15.1	6.1 (5.0)	10.4 (9.3)	4.3	1.0	5.3	1.7	7.0
1999	15.0	6.0 (4.5)	9.4 (7.9)	3.4	0.8	4.2	2.0	6.2
2000	15.0	6.1 (4.8)	10.0 (8.7)	3.9	1.5	5.4	1.8	7.2
2001	15.6	5.9 (4.0)	9.1 (7.2)	3.3	0.9	4.1	1.9	6.0
2002	15.9	5.7 (4.3)	9.0 (7.6)	3.3	0.7	4.0	1.4	5.4
2003	15.9	5.7 (4.4)	9.4 (8.1)	3.7	0.8	4.5	1.7	6.1
2004	15.9	5.3 (3.7)	8.2 (6.6)	2.8	0.6	3.4	1.3	4.8
2005	15.3	4.8 (3.8)	6.6 (5.6)	1.8	0.6	2.4	1.1	3.5
<b>Females</b>								
1957-60 <sup>1</sup>	20.9	-	-	14.1	4.5	18.6	9.2	27.8
1961-70 <sup>2</sup>	21.2	15.3 <sup>3</sup>	26.0 <sup>3</sup>	11.9	2.9	14.8	7.3	22.1
1971-80 <sup>2</sup>	21.2	11.7	19.3	7.7	1.4	9.1	4.9	14.0
1981-90 <sup>2</sup>	17.0	7.6	11.6	4.1	0.9	5.0	3.3	8.3
1991-00 <sup>2</sup>	14.4	- (5.1)	- (8.1)	3.0	0.8	3.8	1.8	5.5
1996	13.3	6.7 (5.3)	9.8 (8.4)	3.1	0.6	3.7	1.8	5.5
1997	13.9	6.0 (4.8)	8.9 (7.7)	2.9	0.7	3.7	2.5	6.1
1998	14.0	6.0 (4.3)	8.5 (6.9)	2.6	0.6	3.1	1.5	4.6
1999	13.8	5.4 (4.0)	8.4 (6.9)	3.0	0.9	3.9	1.6	5.6
2000	14.0	5.6 (4.4)	8.0 (6.8)	2.3	0.8	3.1	2.0	5.1
2001	14.6	6.5 (4.9)	9.3 (7.8)	2.8	1.0	3.8	1.6	5.4
2002	15.0	6.3 (4.8)	9.1 (7.5)	2.7	0.3	3.1	1.5	4.6
2003	15.0	5.4 (3.9)	7.7 (6.2)	2.3	0.8	3.1	1.3	4.4
2004	14.8	5.0 (3.9)	7.5 (6.4)	2.6	0.7	3.3	1.2	4.5
2005	14.4	3.4 (2.6)	5.9 (5.1)	2.5	0.6	3.1	1.1	4.2

<sup>1</sup> 4 year average

<sup>2</sup> Decennial average

<sup>3</sup> 5 year average, 1966-1970

<sup>4</sup> Figures on stillbirths up to 1994 inclusive refer to the definition of late foetal deaths at or over 28 weeks gestation. From 1995 the figures relate to the new broader definition of stillbirths at or over 500g or at a gestational age of 24 weeks or more. For comparison purposes, figures according to the old definition are given in brackets from 1995 onwards.

**Table 4.3 Stillbirths and infant mortality\* 2005**

Area of residence	Infant mortality		Neonatal mortality		Stillbirths		Perinatal mortality	
	Number	Rate	Number	Rate	Number	Rate	Number	Rate
LEINSTER	130	3.8	91	2.6	145	4.2	215	6.2
Carlow	2	2.4	2	2.4	3	3.6	5	6.1
Dublin City	23	3.5	16	2.5	33	5.0	46	7.0
South Dublin	24	5.8	13	3.1	17	4.1	27	6.5
Fingal	14	3.2	11	2.5	17	3.9	27	6.2
Dun Laoghaire Rathdown	7	3.0	6	2.5	13	5.5	18	7.6
Kildare	10	3.1	7	2.2	12	3.7	17	5.3
Kilkenny	2	1.8	2	1.8	3	2.7	4	3.5
Laois	6	6.5	3	3.2	4	4.3	6	6.4
Longford	1	2.1	1	2.1	2	4.1	3	6.1
Louth	6	3.7	3	1.8	6	3.7	8	4.9
Meath	14	5.2	11	4.1	15	5.5	23	8.5
Offaly	2	2.0	2	2.0	2	2.0	2	2.0
Westmeath	7	5.6	5	4.0	5	4.0	9	7.1
Wexford	9	4.5	7	3.5	4	2.0	9	4.5
Wicklow	3	1.5	2	1.0	9	4.6	11	5.7
MUNSTER	66	4.0	47	2.8	83	5.0	122	7.3
Clare	6	3.6	5	3.0	10	6.0	15	9.0
Cork City	7	4.8	6	4.1	9	6.1	15	10.2
Cork County	17	3.1	9	1.7	25	4.6	32	5.9
Kerry	8	4.6	7	4.0	8	4.6	13	7.5
Limerick City	8	9.4	6	7.1	7	8.2	10	11.7
Limerick County	4	2.4	3	1.8	8	4.7	11	6.5
North Tipperary	7	6.3	6	5.4	5	4.4	11	9.8
South Tipperary	5	4.8	3	2.9	4	3.8	6	5.7
Waterford City	0	0.0	0	0.0	4	6.3	4	6.3
Waterford County	4	4.2	2	2.1	3	3.1	5	5.2
CONNACHT	20	3.0	13	1.9	12	1.8	21	3.1
Galway City	1	1.3	1	1.3	0	0.0	0	0.0
Galway County	6	2.4	4	1.6	1	0.4	4	1.6
Leitrim	1	2.7	0	0.0	3	8.1	3	8.1
Mayo	9	5.5	6	3.6	3	1.8	8	4.8
Roscommon	0	0.0	0	0.0	2	2.8	2	2.8
Sligo	3	4.0	2	2.7	3	4.0	4	5.3
ULSTER (PART OF)	20	5.6	16	4.5	14	3.9	27	7.6
Cavan	5	5.8	3	3.5	6	6.9	9	10.4
Donegal	11	5.6	10	5.1	6	3.0	14	7.1
Monaghan	4	5.5	3	4.1	2	2.8	4	5.5
STATE	236	3.8	167	2.7	254	4.1	385	6.2
REGIONAL AUTHORITIES:								
Border	30	4.8	21	3.3	26	4.1	42	6.6
Midland	16	4.4	11	3.0	13	3.5	20	5.4
West	16	2.8	11	1.9	6	1.1	14	2.5
Dublin	68	3.9	46	2.6	80	4.6	118	6.8
Mid-East	27	3.4	20	2.6	36	4.6	51	6.5
Mid-West	25	4.7	20	3.8	30	5.6	47	8.8
South-East	22	3.3	16	2.4	21	3.2	33	5.0
South-West	32	3.7	22	2.6	42	4.8	60	6.9
HEALTH BOARDS:								
ERHA	81	3.6	55	2.4	101	4.5	146	6.5
Midland	16	4.4	11	3.0	13	3.5	20	5.4
Mid-Western	25	4.7	20	3.8	30	5.6	47	8.8
North-Eastern	29	4.9	20	3.4	29	4.9	44	7.4
North-Western	15	4.8	12	3.9	12	3.9	21	6.8
South-Eastern	22	3.3	16	2.4	21	3.2	33	5.0
Southern	32	3.7	22	2.6	42	4.8	60	6.9
Western	16	2.8	11	1.9	6	1.1	14	2.5

\* For definition see glossary at end of commentary

The stillbirth and infant mortality rates in some areas based on small numbers are subject to considerable fluctuation and caution should be exercised in their interpretation

**Table 4.4 Infant mortality rates per 1,000 live births by detailed age, 1941 to 2005**

Period	Under 24 hours				21 days and under 4 weeks	4 weeks and under 2 months	2 months and under 3 months	3 months and under 6 months	6 months and under 12 months	Total 4 weeks to 1 year
	24 hours	1-6 days	7-13 days	14-20 days						
1941-50 <sup>1</sup>	7.0	8.7	4.3	4.2	4.3	8.7	6.9	12.3	9.4	37.3
1951-60 <sup>1</sup>	7.8	8.7	2.7	1.9	1.5	3.6	2.4	4.5	3.6	14.1
1961-70 <sup>1</sup>	7.1	6.2	1.4	1.1	0.8	2.1	1.5	2.7	2.0	8.2
1971-80 <sup>1</sup>	5.1	3.8	0.9	0.4	0.4	1.2	1.0	1.8	1.4	5.3
1981-90 <sup>1</sup>	2.8	1.8	0.5	0.2	0.3	0.7	0.7	1.3	0.9	3.7
1991-00 <sup>1</sup>	2.1	1.3	0.5	0.2	0.2	0.5	0.3	0.7	0.5	2.0
1994	2.0	1.2	0.3	0.3	0.2	0.5	0.3	0.6	0.4	1.7
1995	2.1	1.8	0.5	0.2	0.1	0.5	0.2	0.6	0.4	1.6
1996	2.2	1.2	0.4	0.2	0.1	0.5	0.2	0.5	0.6	1.9
1997	1.5	1.2	0.4	0.3	0.2	0.6	0.5	0.8	0.6	2.6
1998	2.2	1.2	0.5	0.2	0.2	0.5	0.3	0.5	0.4	1.6
1999	1.7	1.5	0.5	0.2	0.2	0.5	0.3	0.6	0.4	1.8
2000	2.1	1.0	0.6	0.4	0.2	0.5	0.4	0.5	0.5	1.9
2001	1.9	1.2	0.5	0.2	0.2	0.6	0.2	0.6	0.3	1.7
2002	2.1	1.0	0.3	0.2	0.1	0.3	0.3	0.6	0.3	1.5
2003	1.8	1.2	0.4	0.2	0.1	0.3	0.3	0.4	0.4	1.5
2004	1.5	1.2	0.4	0.2	0.1	0.3	0.2	0.5	0.3	1.3
2005	1.3	0.8	0.3	0.1	0.1	0.3	0.2	0.3	0.3	1.1

<sup>1</sup>Decennial average**Table 4.5 Comparable<sup>(1)</sup> stillbirth and perinatal mortality rates in Ireland<sup>2</sup> and neighbouring countries 1980-2005**

Year	Stillbirth rate				Perinatal mortality rate			
	Ireland	Northern Ireland	England and Wales	Scotland	Ireland	Northern Ireland	England and Wales	Scotland
1980	9.1	9.2	7.2	6.7	14.8	15.6	13.3	13.1
1981	8.2	8.7	6.6	6.3	13.4	15.3	11.8	11.6
1982	8.0	6.9	6.3	5.8	13.5	13.3	11.3	11.5
1983	8.6	7.4	5.7	5.8	13.7	13.1	10.4	10.6
1984	8.4	5.8	5.7	5.8	13.7	10.8	10.1	11.0
1985	8.2	6.4	5.5	5.5	12.3	11.1	9.8	9.8
1986	7.8	4.4	5.3	5.8	11.9	9.5	9.6	10.2
1987	7.1	6.1	5.0	5.1	10.4	9.8	8.9	8.9
1988	7.0	5.0	4.9	5.4	11.3	9.3	8.7	8.9
1989	6.3	5.1	4.7	5.0	10.3	8.2	8.3	8.7
1990	6.1	4.4	4.6	5.3	10.2	7.6	8.1	8.7
1991	5.7	4.7	4.6	5.5	9.5	8.4	8.0	8.6
1992	5.5	4.6	4.3	4.9	9.3	8.0	7.6	8.5
1993	5.9	4.1	4.4	4.8	9.1	7.7	7.6	8.0
1994	6.1	5.2	4.4	4.5	9.3	8.6	7.6	7.4
1995	5.2 (6.5)	4.5 (6.1)	4.2 (5.5)	4.9 (6.6)	9.1 (10.3)	8.9 (10.4)	7.4 (8.8)	7.9 (9.6)
1996	5.1 (6.3)	4.7 (6.2)	4.0 (5.4)	5.0 (6.4)	8.6 (9.7)	7.8 (9.4)	7.2 (8.6)	7.9 (9.2)
1997	5.4 (6.6)	4.1 (5.4)	3.9 (5.3)	4.1 (5.3)	8.1 (9.2)	7.3 (8.6)	6.9 (8.3)	6.6 (7.8)
1998	4.7 (5.9)	3.7 (5.1)	4.0 (5.3)	4.5 (6.1)	8.1 (9.3)	6.8 (8.1)	6.9 (8.2)	7.2 (8.7)
1999	4.3 (5.6)	4.6 (5.7)	3.8 (5.3)	4.0 (5.2)	7.5 (8.8)	8.8 (10.0)	6.6 (8.2)	6.4 (7.6)
2000	4.7 (5.5)	3.2 (4.3)	3.7 (5.3)	4.0 (5.6)	7.8 (8.6)	6.1 (7.2)	6.7 (8.2)	6.8 (8.4)
2001	4.5 (5.8)	4.0 (5.1)	3.8 (5.3)	4.6 (5.7)	7.5 (8.8)	7.3 (8.4)	6.4 (8.0)	7.4 (8.5)
2002	4.5 (5.6)	4.5 (5.7)	4.1 (5.6)	4.2 (5.4)	7.6 (8.7)	7.6 (8.7)	6.8 (8.3)	6.4 (7.6)
2003	4.2 (5.2)	3.8 (5.0)	4.2 (5.8)	4.5 (5.6)	7.1 (8.2)	6.9 (8.0)	7.0 (8.6)	6.9 (8.0)
2004	3.8 (4.8)	3.5 (5.0)	4.1 (5.7)	4.4 (5.8)	6.5 (7.5)	6.6 (8.0)	6.6 (8.4)	6.7 (8.1)
2005	3.2 (3.9)	3.1 (4.0)	3.8 (5.4)	4.1 (5.3)	5.3 (6.0)	7.2 (8.1)	6.5 (8.0)	6.5 (8.7)

<sup>1</sup>For comparison purposes, the rates in the table are based on foetal deaths at or over 28 week gestation. The rates in brackets for 1995-2005 refer to foetal deaths at or over 24 weeks gestation.<sup>2</sup>Exclusive of Northern Ireland.

**Table 4.6 Infant mortality - deaths under 1 year in 2005, classified by sex, age and cause  
(International Detailed List)**

Cause of Death	ICD-9 Code	Total under 1 year	Under 30 mins.	30 mins. and under 1 day	Total under 1 day	Total under 7 days	Days			Total under 4 weeks	4 weeks and under 1 year
							7-13	14-20	21-27		
All causes											
M		110	10	24	34	56	9	6	4	75	35
F		126	9	36	45	75	10	3	4	92	34
Enteritis and other diarrhoeal diseases											
M	008,009	-	-	-	-	-	-	-	-	-	-
F		-	-	-	-	-	-	-	-	-	-
Tuberculosis, all forms											
M	010-018,137	-	-	-	-	-	-	-	-	-	-
F		-	-	-	-	-	-	-	-	-	-
Whooping cough											
M	033	-	-	-	-	-	-	-	-	-	-
F		-	-	-	-	-	-	-	-	-	-
Other infective and parasitic diseases											
M	001-007,020-027,030-032	2	-	-	-	-	-	-	-	-	2
F	034-136,138-139	1	-	1	1	1	-	-	-	1	-
Meningitis											
M	320-322	-	-	-	-	-	-	-	-	-	-
F		1	-	-	-	-	-	-	-	-	1
Other inflammatory diseases of the central nervous system											
M	323-326	-	-	-	-	-	-	-	-	-	-
F		-	-	-	-	-	-	-	-	-	-
Pneumonia											
M	480-486	2	-	-	-	-	-	-	-	-	2
F		3	-	-	-	-	-	-	-	-	3
Influenza											
M	487	-	-	-	-	-	-	-	-	-	-
F		-	-	-	-	-	-	-	-	-	-
Bronchitis, emphysema and asthma											
M	490-493	-	-	-	-	-	-	-	-	-	-
F		-	-	-	-	-	-	-	-	-	-
Other diseases of respiratory system											
M	460-479,494-519	1	-	-	-	-	-	-	-	-	1
F		-	-	-	-	-	-	-	-	-	-
Diseases of digestive system											
M	520-579	1	-	-	-	1	-	-	-	1	-
F		-	-	-	-	-	-	-	-	-	-
Congenital anomalies:											
Anencephalus and similar anomalies											
M	740	1	1	-	1	1	-	-	-	1	-
F		5	1	3	4	4	-	-	1	5	-
Spina Bifida											
M	741	-	-	-	-	-	-	-	-	-	-
F		1	1	-	1	1	-	-	-	1	-
Other congenital anomalies of nervous system											
M	742	3	-	1	1	2	-	-	-	2	1
F		4	-	-	-	-	-	-	-	-	4
Congenital anomalies of the heart											
M	745,746	12	-	2	2	4	2	1	3	10	2
F		11	-	1	1	4	3	-	1	8	3
Other congenital anomalies											
M	743,744,747-759	32	4	11	15	22	3	-	-	25	7
F		32	1	13	14	21	3	1	-	25	7

**Table 4.6 Infant mortality - deaths under 1 year in 2005, classified by sex, age and cause  
(International Detailed List)**

Cause of Death	ICD-9 Code	Total under 1 year	Under 30 mins.	30 mins. and under 1 day	Total under 1 day	Total under 7 days	Days			Total under 4 weeks	4 weeks and under 1 year
							7-13	14-20	21-27		
Certain conditions originating in the Perinatal period:											
Foetus or newborn affected by complications of placenta, cord and membranes											
M	762	3	-	2	2	3	-	-	-	3	-
F		10	4	3	7	10	-	-	-	10	-
Disorders relating to short gestation and unspecified low birthweight											
M	765	12	4	3	7	10	1	1	-	12	-
F		16	2	12	14	16	-	-	-	16	-
Birth injury and difficult labour											
M	763,767	3	-	1	1	2	-	1	-	3	-
F		-	-	-	-	-	-	-	-	-	-
Intrauterine hypoxia and birth asphyxia not elsewhere specified											
M	768-770	6	-	2	2	4	-	-	-	4	2
F		7	-	-	-	4	1	-	1	6	1
Haemolytic disease of newborn											
M	773,774	-	-	-	-	-	-	-	-	-	-
F		1	-	-	-	1	-	-	-	1	-
Other conditions originating in the Perinatal period*											
M	760,761,764,766	14	-	1	1	4	3	2	1	10	4
F	771-779	14	-	3	3	8	2	1	1	12	2
Sudden death, cause unknown											
M	798	15	1	-	1	2	-	1	-	3	12
F		9	-	-	-	-	1	1	-	2	7
All other causes											
M		3	-	1	1	1	-	-	-	1	2
F		11	-	-	-	5	-	-	-	5	6

\* Stillbirths not included

**Table 4.7 Infant mortality - deaths at ages under 4 weeks, 4 weeks and under 1 year, in 2005, classified by sex and cause assigned to each province.**

Cause of Death	ICD-9 Code	TOTAL		Leinster		Munster		Connacht		Ulster (part of)	
		M	F	M	F	M	F	M	F	M	F
All causes											
Under 4 weeks		75	92	38	53	22	25	6	7	9	7
4 weeks and under 1 year		35	34	22	17	10	9	-	7	3	1
Enteritis and other diarrhoeal diseases											
Under 4 weeks	008,009	-	-	-	-	-	-	-	-	-	-
4 weeks and under 1 year		-	-	-	-	-	-	-	-	-	-
Tuberculosis, all forms											
Under 4 weeks	010-018,137	-	-	-	-	-	-	-	-	-	-
4 weeks and under 1 year		-	-	-	-	-	-	-	-	-	-
Whooping cough											
Under 4 weeks	033	-	-	-	-	-	-	-	-	-	-
4 weeks and under 1 year		-	-	-	-	-	-	-	-	-	-
Other infective and parasitic diseases											
Under 4 weeks	001-007,020-027,030-032	-	1	-	-	-	-	-	1	-	-
4 weeks and under 1 year	034-136,138-139	2	-	2	-	-	-	-	-	-	-
Meningitis											
Under 4 weeks	320-322	-	-	-	-	-	-	-	-	-	-
4 weeks and under 1 year		-	1	-	1	-	-	-	-	-	-
Other inflammatory diseases of the central nervous system											
Under 4 weeks	323-326	-	-	-	-	-	-	-	-	-	-
4 weeks and under 1 year		-	-	-	-	-	-	-	-	-	-
Pneumonia											
Under 4 weeks	480-486	-	-	-	-	-	-	-	-	-	-
4 weeks and under 1 year		2	3	1	2	1	-	-	1	-	-
Influenza											
Under 4 weeks	487	-	-	-	-	-	-	-	-	-	-
4 weeks and under 1 year		-	-	-	-	-	-	-	-	-	-
Bronchitis, emphysema and asthma											
Under 4 weeks	490-493	-	-	-	-	-	-	-	-	-	-
4 weeks and under 1 year		-	-	-	-	-	-	-	-	-	-
Other diseases of respiratory system											
Under 4 weeks	460-479,494-519	-	-	-	-	-	-	-	-	-	-
4 weeks and under 1 year		1	-	1	-	-	-	-	-	-	-
Diseases of digestive system											
Under 4 weeks	520-579	1	-	1	-	-	-	-	-	-	-
4 weeks and under 1 year		-	-	-	-	-	-	-	-	-	-
Congenital anomalies:											
Anencephalus and similar anomalies											
Under 4 weeks	740	1	5	-	2	1	1	-	2	-	-
4 weeks and under 1 year		-	-	-	-	-	-	-	-	-	-
Spina Bifida											
Under 4 weeks	741	-	1	-	1	-	-	-	-	-	-
4 weeks and under 1 year		-	-	-	-	-	-	-	-	-	-
Other congenital anomalies of nervous system											
Under 4 weeks	742	2	-	-	-	1	-	-	-	1	-
4 weeks and under 1 year		1	4	1	3	-	1	-	-	-	-
Congenital anomalies of the heart											
Under 4 weeks	745,746	10	8	5	5	2	2	2	1	1	-
4 weeks and under 1 year		2	3	1	2	1	1	-	-	-	-
Other congenital anomalies											
Under 4 weeks	743,744,747-759	25	25	12	9	6	11	2	1	5	4
4 weeks and under 1 year		7	7	2	2	2	4	-	1	3	-

**Table 4.7 Infant mortality - deaths at ages under 4 weeks, 4 weeks and under 1 year, in 2005, classified by sex and cause assigned to each province. — Continued**

Cause of Death	ICD-9 Code	TOTAL		Leinster		Munster		Connacht		Ulster (part of)	
		M	F	M	F	M	F	M	F	M	F
Certain conditions originating in the Perinatal period:											
Foetus or newborn affected by complications of placenta, cord and membranes											
Under 4 weeks	762	3	10	-	10	3	-	-	-	-	-
4 weeks and under 1 year		-	-	-	-	-	-	-	-	-	-
Disorders relating to short gestation and unspecified low birthweight											
Under 4 weeks	765	12	16	8	9	2	5	1	1	1	1
4 weeks and under 1 year		-	-	-	-	-	-	-	-	-	-
Birth injury and difficult labour											
Under 4 weeks	763,767	3	-	1	-	1	-	1	-	-	-
4 weeks and under 1 year		-	-	-	-	-	-	-	-	-	-
Intrauterine hypoxia and birth asphyxia not elsewhere specified											
Under 4 weeks	768-770	4	6	-	4	3	1	-	1	1	-
4 weeks and under 1 year		2	1	1	1	1	-	-	-	-	-
Haemolytic disease of newborn											
Under 4 weeks	773,774	-	1	-	-	-	-	-	-	-	1
4 weeks and under 1 year		-	-	-	-	-	-	-	-	-	-
Other conditions originating in the Perinatal period*											
Under 4 weeks	760,761,764,766	10	12	7	10	3	1	-	-	-	1
4 weeks and under 1 year	771-779	4	2	2	1	2	-	-	-	-	1
Sudden death, cause unknown											
Under 4 weeks		3	2	3	-	-	2	-	-	-	-
4 weeks and under 1 year		12	7	9	3	3	1	-	3	-	-
All other causes											
Under 4 weeks	6	1	5	1	3	-	2	-	-	-	-
4 weeks and under 1 year	8	2	6	2	2	-	2	-	2	-	-

\* Stillbirths not included

**Table 4.8 Infant mortality - deaths under 1 year, in 2005, classified by sex and cause assigned to each regional authority**

Cause of Death	Border	Midland	West	Dublin	Mid-East	Mid-West	South-East	South-West
All causes								
M	15	10	6	30	9	11	13	16
F	15	6	10	38	18	14	9	16
All causes								
Enteritis and other diarrhoeal diseases								
M	-	-	-	-	-	-	-	-
F	-	-	-	-	-	-	-	-
Tuberculosis, all forms								
M	-	-	-	-	-	-	-	-
F	-	-	-	-	-	-	-	-
Whooping cough								
M	-	-	-	-	-	-	-	-
F	-	-	-	-	-	-	-	-
Other infective and parasitic diseases								
M	-	-	-	1	1	-	-	-
F	-	-	1	-	-	-	-	-
Meningitis								
M	-	-	-	-	-	-	-	-
F	-	-	-	1	-	-	-	-
Other inflammatory diseases of the central nervous system								
M	-	-	-	-	-	-	-	-
F	-	-	-	-	-	-	-	-
Pneumonia								
M	-	-	-	1	-	1	-	-
F	2	-	-	1	-	-	-	-
Influenza								
M	-	-	-	-	-	-	-	-
F	-	-	-	-	-	-	-	-
Bronchitis, emphysema and asthma								
M	-	-	-	-	-	-	-	-
F	-	-	-	-	-	-	-	-
Other diseases of respiratory system								
M	-	1	-	-	-	-	-	-
F	-	-	-	-	-	-	-	-
Diseases of digestive system								
M	-	-	-	1	-	-	-	-
F	-	-	-	-	-	-	-	-
Congenital anomalies:								
Anencephalus and similar anomalies								
M	-	-	-	-	-	1	-	-
F	1	-	1	2	-	1	-	-
Spina Bifida								
M	-	-	-	-	-	-	-	-
F	-	-	-	-	-	-	1	-
Other congenital anomalies of nervous system								
M	2	-	-	-	-	-	-	1
F	-	-	-	1	2	-	-	1
Congenital anomalies of the heart								
M	1	1	2	3	2	-	2	1
F	-	-	1	4	2	-	1	3
Other congenital anomalies								
M	8	2	2	7	-	4	6	3
F	5	2	2	3	4	8	3	5

**Table 4.8 Infant mortality - deaths under 1 year, in 2005, classified by sex and cause assigned to each regional authority — Continued**

Cause of Death	Border	Midland	West	Dublin	Mid-East	Mid-West	South-East	South-West
All causes								
Certain conditions originating in the Perinatal period:								
Foetus or newborn affected by complications of placenta, cord and membranes								
M	-	-	-	-	-	-	-	3
F	-	-	-	9	1	-	-	-
Disorders relating to short gestation and unspecified low birthweight								
M	1	3	1	3	2	2	-	-
F	2	1	-	3	4	1	2	3
Birth injury and difficult labour								
M	-	-	1	-	1	-	-	1
F	-	-	-	-	-	-	-	-
Intrauterine hypoxia and birth asphyxia not elsewhere specified								
M	1	1	-	-	-	1	-	3
F	1	-	1	3	-	1	1	-
Haemolytic disease of newborn								
M	-	-	-	-	-	-	-	-
F	1	-	-	-	-	-	-	-
Other conditions originating in the Perinatal period*								
M	1	2	-	4	1	1	2	3
F	2	1	-	6	4	1	-	-
Sudden death, cause unknown								
M	1	-	-	8	2	1	2	1
F	1	1	2	2	-	2	-	1
All other causes								
M	-	-	-	2	-	-	1	-
F	-	1	2	3	1	-	1	3

\* Stillbirths not included

**Table 4.9 Infant mortality - deaths under 1 year, in 2005, classified by age group and cause assigned to each regional authority**

Cause of Death	Border	Midland	West	Dublin	Mid-East	Mid-West	South-East	South-West
All causes								
Under 4 weeks	21	11	11	46	20	20	16	22
4 weeks and under 1 year	9	5	5	22	7	5	6	10
Enteritis and other diarrhoeal diseases								
Under 4 weeks	-	-	-	-	-	-	-	-
4 weeks and under 1 year	-	-	-	-	-	-	-	-
Tuberculosis, all forms								
Under 4 weeks	-	-	-	-	-	-	-	-
4 weeks and under 1 year	-	-	-	-	-	-	-	-
Whooping cough								
Under 4 weeks	-	-	-	-	-	-	-	-
4 weeks and under 1 year	-	-	-	-	-	-	-	-
Other infective and parasitic diseases								
Under 4 weeks	-	-	1	-	-	-	-	-
4 weeks and under 1 year	-	-	-	1	1	-	-	-
Meningitis								
Under 4 weeks	-	-	-	-	-	-	-	-
4 weeks and under 1 year	-	-	-	1	-	-	-	-
Other inflammatory diseases of the central nervous system								
Under 4 weeks	-	-	-	-	-	-	-	-
4 weeks and under 1 year	-	-	-	-	-	-	-	-
Pneumonia								
Under 4 weeks	-	-	-	-	-	-	-	-
4 weeks and under 1 year	2	-	-	2	-	1	-	-
Influenza								
Under 4 weeks	-	-	-	-	-	-	-	-
4 weeks and under 1 year	-	-	-	-	-	-	-	-
Bronchitis, emphysema and asthma								
Under 4 weeks	-	-	-	-	-	-	-	-
4 weeks and under 1 year	-	-	-	-	-	-	-	-
Other diseases of respiratory system								
Under 4 weeks	-	-	-	-	-	-	-	-
4 weeks and under 1 year	-	1	-	-	-	-	-	-
Diseases of digestive system								
Under 4 weeks	-	-	-	1	-	-	-	-
4 weeks and under 1 year	-	-	-	-	-	-	-	-
Congenital anomalies:								
Anencephalus and similar anomalies								
Under 4 weeks	1	-	1	2	-	2	-	-
4 weeks and under 1 year	-	-	-	-	-	-	-	-
Spina Bifida								
Under 4 weeks	-	-	-	-	-	-	1	-
4 weeks and under 1 year	-	-	-	-	-	-	-	-
Other congenital anomalies of nervous system								
Under 4 weeks	1	-	-	-	-	-	-	1
4 weeks and under 1 year	1	-	-	1	2	-	-	1
Congenital anomalies of the heart								
Under 4 weeks	1	1	3	5	3	-	3	2
4 weeks and under 1 year	-	-	-	2	1	-	-	2
Other congenital anomalies								
Under 4 weeks	10	3	3	8	4	10	6	6
4 weeks and under 1 year	3	1	1	2	-	2	3	2

**Table 4.9 Infant mortality - deaths under 1 year, in 2005, classified by age group and cause assigned to each regional authority — Continued**

Cause of Death	Border	Midland	West	Dublin	Mid-East	Mid-West	South-East	South-West
Certain conditions originating in the Perinatal period:								
Foetus or newborn affected by complications of placenta, cord and membranes								
Under 4 weeks	-	-	-	9	1	-	-	3
4 weeks and under 1 year	-	-	-	-	-	-	-	-
Disorders relating to short gestation and unspecified low birthweight								
Under 4 weeks	3	4	1	6	6	3	2	3
4 weeks and under 1 year	-	-	-	-	-	-	-	-
Birth injury and difficult labour								
Under 4 weeks	-	-	1	-	1	-	-	1
4 weeks and under 1 year	-	-	-	-	-	-	-	-
Intrauterine hypoxia and birth asphyxia not elsewhere specified								
Under 4 weeks	2	-	1	3	-	2	-	2
4 weeks and under 1 year	-	1	-	-	-	-	1	1
Haemolytic disease of newborn								
Under 4 weeks	1	-	-	-	-	-	-	-
4 weeks and under 1 year	-	-	-	-	-	-	-	-
Other conditions originating in the Perinatal period*								
Under 4 weeks	2	2	-	8	5	2	1	2
4 weeks and under 1 year	1	1	-	2	-	-	1	1
Sudden death, cause unknown								
Under 4 weeks	-	-	-	2	-	1	1	1
4 weeks and under 1 year	2	1	2	8	2	2	1	1
All other causes								
Under 4 weeks	-	1	-	2	-	-	2	1
4 weeks and under 1 year	-	-	2	3	1	-	-	2

\* Stillbirths not included

**Table 4.10 Infant mortality - deaths under 1 year, in 2005, classified by sex and cause assigned to each health board**

Cause of Death	ERHA	Midland	Mid Western	North Eastern	North Western	South Eastern	Southern	Western
All causes								
M	34	10	11	15	5	13	16	6
F	47	6	14	14	10	9	16	10
All causes								
Enteritis and other diarrhoeal diseases								
M	-	-	-	-	-	-	-	-
F	-	-	-	-	-	-	-	-
Tuberculosis, all forms								
M	-	-	-	-	-	-	-	-
F	-	-	-	-	-	-	-	-
Whooping cough								
M	-	-	-	-	-	-	-	-
F	-	-	-	-	-	-	-	-
Other infective and parasitic diseases								
M	1	-	-	1	-	-	-	-
F	-	-	-	-	-	-	-	1
Meningitis								
M	-	-	-	-	-	-	-	-
F	1	-	-	-	-	-	-	-
Other inflammatory diseases of the central nervous system								
M	-	-	-	-	-	-	-	-
F	-	-	-	-	-	-	-	-
Pneumonia								
M	1	-	1	-	-	-	-	-
F	1	-	-	1	1	-	-	-
Influenza								
M	-	-	-	-	-	-	-	-
F	-	-	-	-	-	-	-	-
Bronchitis, emphysema and asthma								
M	-	-	-	-	-	-	-	-
F	-	-	-	-	-	-	-	-
Other diseases of respiratory system								
M	-	1	-	-	-	-	-	-
F	-	-	-	-	-	-	-	-
Diseases of digestive system								
M	1	-	-	-	-	-	-	-
F	-	-	-	-	-	-	-	-
Congenital anomalies:								
Anencephalus and similar anomalies								
M	-	-	1	-	-	-	-	-
F	2	-	1	-	1	-	-	1
Spina Bifida								
M	-	-	-	-	-	-	-	-
F	-	-	-	-	-	1	-	-
Other congenital anomalies of nervous system								
M	-	-	-	2	-	-	1	-
F	2	-	-	1	-	-	1	-
Congenital anomalies of the heart								
M	4	1	-	2	-	2	1	2
F	5	-	-	1	-	1	3	1
Other congenital anomalies								
M	7	2	4	3	5	6	3	2
F	5	2	8	4	3	3	5	2

**Table 4.10 Infant mortality - deaths under 1 year, in 2005, classified by sex and cause assigned to each health board — Continued**

Cause of Death	ERHA	Midland	Mid Western	North Eastern	North Western	South Eastern	Southern	Western
All causes								
Certain conditions originating in the Perinatal period:								
Foetus or newborn affected by complications of placenta, cord and membranes								
M	-	-	-	-	-	-	3	-
F	9	-	-	1	-	-	-	-
Disorders relating to short gestation and unspecified low birthweight								
M	3	3	2	3	-	-	-	1
F	4	1	1	3	2	2	3	-
Birth injury and difficult labour								
M	-	-	-	1	-	-	1	1
F	-	-	-	-	-	-	-	-
Intrauterine hypoxia and birth asphyxia not elsewhere specified								
M	-	1	1	1	-	-	3	-
F	3	-	1	1	-	1	-	1
Haemolytic disease of newborn								
M	-	-	-	-	-	-	-	-
F	-	-	-	-	1	-	-	-
Other conditions originating in the Perinatal period*								
M	5	2	1	1	-	2	3	-
F	10	1	1	1	1	-	-	-
Sudden death, cause unknown								
M	10	-	1	1	-	2	1	-
F	2	1	2	-	1	-	1	2
All other causes								
M	2	-	-	-	-	1	-	-
F	3	1	-	1	-	1	3	2

\* Stillbirths not included

**Table 4.11 Infant mortality - deaths under 1 year, in 2005, classified by age group and cause assigned to each health board**

Cause of Death	ERHA	Midland	Mid Western	North Eastern	North Western	South Eastern	Southern	Western
All causes								
Under 4 weeks	55	11	20	20	12	16	22	11
4 weeks and under 1 year	26	5	5	9	3	6	10	5
Enteritis and other diarrhoeal diseases								
Under 4 weeks	-	-	-	-	-	-	-	-
4 weeks and under 1 year	-	-	-	-	-	-	-	-
Tuberculosis, all forms								
Under 4 weeks	-	-	-	-	-	-	-	-
4 weeks and under 1 year	-	-	-	-	-	-	-	-
Whooping cough								
Under 4 weeks	-	-	-	-	-	-	-	-
4 weeks and under 1 year	-	-	-	-	-	-	-	-
Other infective and parasitic diseases								
Under 4 weeks	-	-	-	-	-	-	-	1
4 weeks and under 1 year	1	-	-	1	-	-	-	-
Meningitis								
Under 4 weeks	-	-	-	-	-	-	-	-
4 weeks and under 1 year	1	-	-	-	-	-	-	-
Other inflammatory diseases of the central nervous system								
Under 4 weeks	-	-	-	-	-	-	-	-
4 weeks and under 1 year	-	-	-	-	-	-	-	-
Pneumonia								
Under 4 weeks	-	-	-	-	-	-	-	-
4 weeks and under 1 year	2	-	1	1	1	-	-	-
Influenza								
Under 4 weeks	-	-	-	-	-	-	-	-
4 weeks and under 1 year	-	-	-	-	-	-	-	-
Bronchitis, emphysema and asthma								
Under 4 weeks	-	-	-	-	-	-	-	-
4 weeks and under 1 year	-	-	-	-	-	-	-	-
Other diseases of respiratory system								
Under 4 weeks	-	-	-	-	-	-	-	-
4 weeks and under 1 year	-	1	-	-	-	-	-	-
Diseases of digestive system								
Under 4 weeks	1	-	-	-	-	-	-	-
4 weeks and under 1 year	-	-	-	-	-	-	-	-
Congenital anomalies:								
Anencephalus and similar anomalies								
Under 4 weeks	2	-	2	-	1	-	-	1
4 weeks and under 1 year	-	-	-	-	-	-	-	-
Spina Bifida								
Under 4 weeks	-	-	-	-	-	1	-	-
4 weeks and under 1 year	-	-	-	-	-	-	-	-
Other congenital anomalies of nervous system								
Under 4 weeks	-	-	-	1	-	-	1	-
4 weeks and under 1 year	2	-	-	2	-	-	1	-
Congenital anomalies of the heart								
Under 4 weeks	6	1	-	3	-	3	2	3
4 weeks and under 1 year	3	-	-	-	-	-	2	-
Other congenital anomalies								
Under 4 weeks	10	3	10	5	7	6	6	3
4 weeks and under 1 year	2	1	2	2	1	3	2	1

**Table 4.11 Infant mortality - deaths under 1 year, in 2005, classified by age group and cause assigned to each health board — Continued**

Cause of Death	ERHA	Midland	Mid Western	North Eastern	North Western	South Eastern	Southern	Western
Certain conditions originating in the Perinatal period:								
Foetus or newborn affected by complications of placenta, cord and membranes								
Under 4 weeks	9	-	-	1	-	-	3	-
4 weeks and under 1 year	-	-	-	-	-	-	-	-
Disorders relating to short gestation and unspecified low birthweight								
Under 4 weeks	7	4	3	6	2	2	3	1
4 weeks and under 1 year	-	-	-	-	-	-	-	-
Birth injury and difficult labour								
Under 4 weeks	-	-	-	1	-	-	1	1
4 weeks and under 1 year	-	-	-	-	-	-	-	-
Intrauterine hypoxia and birth asphyxia not elsewhere specified								
Under 4 weeks	3	-	2	2	-	-	2	1
4 weeks and under 1 year	-	1	-	-	-	1	1	-
Haemolytic disease of newborn								
Under 4 weeks	-	-	-	-	1	-	-	-
4 weeks and under 1 year	-	-	-	-	-	-	-	-
Other conditions originating in the Perinatal period*								
Under 4 weeks	13	2	2	1	1	1	2	-
4 weeks and under 1 year	2	1	-	1	-	1	1	-
Sudden death, cause unknown								
Under 4 weeks	2	-	1	-	-	1	1	-
4 weeks and under 1 year	10	1	2	1	1	1	1	2
All other causes								
Under 4 weeks	2	1	-	-	-	2	1	-
4 weeks and under 1 year	3	-	-	1	-	-	2	2

\* Stillbirths not included

**Table 4.12 Stillbirths in 2005, classified by cause and sex**

ICD-9 Codes	Cause of death	Males	Females	Total
740	Anencephalus and similar anomalies			
7400	Anencephalus	4	4	8
746	Other congenital anomalies of heart			
7463	Congenital stenosis of aortic valve	-	1	1
7469	Unspecified anomalies of heart	3	2	5
748	Congenital anomalies of respiratory system			
7485	Agenesis, hypoplasia and dysplasia of lung	1	-	1
750	Other congenital anomalies of upper alimentary tract			
7507	Other specified anomalies of stomach	1	-	1
752	Congenital anomalies of genital organs			
7523	Other anomalies of uterus	-	1	1
753	Congenital anomalies of urinary system			
7531	Cystic kidney disease	1	-	1
756	Other congenital musculoskeletal anomalies			
7564	Chondrodystrophy	-	1	1
7567	Anomalies of abdominal wall	-	1	1
758	Chromosomal anomalies			
7580	Down's syndrome	3	-	3
7581	Patau's syndrome	1	-	1
7582	Edwards's syndrome	3	3	6
7585	Other conditions due to autosomal anomalies	-	1	1
7589	Conditions due to anomaly of unspecified chromosome	1	2	3
759	Other and unspecified congenital anomalies			
7594	Conjoined twins	-	1	1
7598	Other specified anomalies	-	1	1
7599	Congenital anomaly, unspecified	4	4	8
760	Fetus or newborn affected by maternal conditions which may be unrelated to present pregnancy			
7600	Maternal hypertensive disorders	1	3	4
7602	Maternal infections	1	2	3
7603	Other chronic maternal circulatory and respiratory diseases	1	-	1
761	Fetus or newborn affected by maternal complications of pregnancy			
7610	Incompetent cervix	-	1	1
7611	Premature rupture of membranes	1	1	2
7612	Oligohydramnios	5	-	5
7616	Maternal death	-	1	1
7618	Other	-	1	1
762	Fetus or newborn affected by complications of placenta cord and membranes			
7621	Other forms of placental separation and haemorrhage	14	1	15
7622	Other and unspecified morphological and functional abnormalities of placenta	14	5	19
7623	Placental transfusion syndromes	3	2	5
7625	Other compression of umbilical cord	10	6	16
7626	Other and unspecified conditions of umbilical cord	1	1	2
7627	Chorioamnionitis	1	-	1
764	Slow fetal growth and fetal malnutrition			
7649	Foetal growth retardation, unspecified	1	-	1
765	Disorders relating to short gestation and unspecified low birthweight			
7650	Extreme immaturity	3	3	6
768	Intrauterine hypoxia and birth asphyxia			
7680	Foetal death from asphyxia or anoxia before onset of labour or at unspecified time	3	2	5
771	Infections specific to the perinatal period			
7711	Congenital cytomegalovirus infection	1	-	1
7718	Other infection specific to the perinatal period	1	-	1
772	Fetal and neonatal haemorrhage			
7720	Foetal blood loss	1	2	3
773	Haemolytic disease of fetus or newborn, due to isoimmunization			
7733	Hydrops foetalis due to isoimmunization	-	1	1
775	Endocrine and metabolic disturbances specific to the fetus and newborn			
7750	Syndrome of "infant of a diabetic mother"	-	1	1
7753	Thyrotoxicosis	-	1	1
778	Conditions involving the integument and temperature regulation of fetus and newborn			
7780	Hydrops foetalis not due to isoimmunization	3	1	4
779	Other and ill-defined conditions originating in the perinatal period			
7799	Unspecified	66	44	110
Total		153	101	254

**Table 4.13 Stillbirths in 2005, classified by age of mother, sex of child and period of gestation**

Age of mother	Sex of child	Period of gestation					Total
		Under 24 weeks	24-27 weeks	28-36 weeks	37 weeks and over	Not stated	
Under 20	Males	1	2	4	2	-	9
	Females	1	-	1	2	-	4
20-24	Males	2	5	6	6	-	19
	Females	-	4	4	3	-	11
25-29	Males	2	2	13	2	-	19
	Females	-	1	2	6	-	9
30-34	Males	3	4	16	17	-	40
	Females	1	6	14	12	-	33
35-39	Males	2	8	13	11	-	34
	Females	3	4	10	3	-	20
40 and over	Males	-	-	8	2	-	10
	Females	1	-	3	3	-	7
Not stated	Males	-	2	11	9	-	22
	Females	-	3	4	10	-	17
Total	Males	10	23	71	49	-	153
	Females	6	18	38	39	-	101

**Table 4.14 Stillbirths in 2005, classified by age of mother and number of previous live and stillborn children**

Previous children	Under 20	20-24	25-29	30-34	35-39	40 and over	Not stated	Total
Number of previous children								
0	7	14	9	25	10	3	4	72
1	-	7	11	22	13	6	-	59
2	-	3	-	10	16	4	2	35
3	-	1	3	4	3	4	1	16
4 or 5	-	-	-	2	1	-	-	3
6 or more	-	-	-	2	-	-	-	2
Not stated	6	5	5	8	11	-	32	67
Total	13	30	28	73	54	17	39	254

**Table 4.15 Stillbirths in 2005, classified by cause and period of gestation**

ICD-9 Codes	Cause of death	Period of gestation in weeks						Total
		Under 28	28-31	32-36	37-41	42 & over	Not stated	
740	Anencephalus and similar anomalies	1	3	1	2	1	-	8
746	Other congenital anomalies of heart	1	-	3	2	-	-	6
748	Congenital anomalies of respiratory system	-	-	-	1	-	-	1
750	Other congenital anomalies of upper alimentary tract	-	-	1	-	-	-	1
752	Congenital anomalies of genital organs	-	1	-	-	-	-	1
753	Congenital anomalies of urinary system	-	-	-	1	-	-	1
756	Other congenital musculoskeletal anomalies	-	-	2	-	-	-	2
758	Chromosomal anomalies	2	2	5	5	-	-	14
759	Other and unspecified congenital anomalies	4	3	-	2	1	-	10
760	Fetus or newborn affected by maternal conditions which may be unrelated to present pregnancy	-	2	5	1	-	-	8
761	Fetus or newborn affected by maternal complications of pregnancy	5	-	4	1	-	-	10
762	Fetus or newborn affected by complications of placenta cord and membranes	8	11	20	19	-	-	58
764	Slow fetal growth and fetal malnutrition	1	-	-	-	-	-	1
765	Disorders relating to short gestation and unspecified low birthweight	6	-	-	-	-	-	6
768	Intrauterine hypoxia and birth asphyxia	-	-	-	5	-	-	5
771	Infections specific to the perinatal period	-	1	-	1	-	-	2
772	Fetal and neonatal haemorrhage	-	-	1	2	-	-	3
773	Haemolytic disease of fetus or newborn, due to isoimmunization	1	-	-	-	-	-	1
775	Endocrine and metabolic disturbances specific to the fetus and newborn	-	-	-	2	-	-	2
778	Conditions involving the integument and temperature regulation of fetus and newborn	3	-	1	-	-	-	4
779	Other and ill-defined conditions originating in the perinatal period	25	12	31	42	-	-	110
	<b>TOTAL</b>	<b>57</b>	<b>35</b>	<b>74</b>	<b>86</b>	<b>2</b>	<b>-</b>	<b>254</b>

**Table 4.16 Stillbirths in 2005, classified by cause and number of previous children**

ICD-9 Codes	Cause of death	Number of previous children							Total
		0	1	2	3	4 or 5	6 or more	Not stated	
740	Anencephalus and similar anomalies	1	3	3	-	-	-	1	8
746	Other congenital anomalies of heart	2	1	1	1	-	-	1	6
748	Congenital anomalies of respiratory system	-	-	1	-	-	-	-	1
750	Other congenital anomalies of upper alimentary tract	-	1	-	-	-	-	-	1
752	Congenital anomalies of genital organs	-	1	-	-	-	-	-	1
753	Congenital anomalies of urinary system	-	-	-	-	-	-	1	1
756	Other congenital musculoskeletal anomalies	2	-	-	-	-	-	-	2
758	Chromosomal anomalies	7	3	1	1	-	-	2	14
759	Other and unspecified congenital anomalies	3	3	1	-	-	-	3	10
760	Fetus or newborn affected by maternal conditions which may be unrelated to present pregnancy	4	1	2	-	-	-	1	8
761	Fetus or newborn affected by maternal complications of pregnancy	4	4	1	1	-	-	-	10
762	Fetus or newborn affected by complications of placenta cord and membranes	12	15	13	4	1	1	12	58
764	Slow fetal growth and fetal malnutrition	-	1	-	-	-	-	-	1
765	Disorders relating to short gestation and unspecified low birthweight	2	3	-	-	-	-	1	6
768	Intrauterine hypoxia and birth asphyxia	4	1	-	-	-	-	-	5
771	Infections specific to the perinatal period	1	1	-	-	-	-	-	2
772	Fetal and neonatal haemorrhage	1	2	-	-	-	-	-	3
773	Haemolytic disease of fetus or newborn, due to isoimmunization	1	-	-	-	-	-	-	1
775	Endocrine and metabolic disturbances specific to the fetus and newborn	-	1	-	-	-	-	1	2
778	Conditions involving the integument and temperature regulation of fetus and newborn	1	2	1	-	-	-	-	4
779	Other and ill-defined conditions originating in the perinatal period	27	16	11	9	2	1	44	110
	<b>TOTAL</b>	<b>72</b>	<b>59</b>	<b>35</b>	<b>16</b>	<b>3</b>	<b>2</b>	<b>67</b>	<b>254</b>

**Table 4.17 Stillbirths in 2005, classified by cause and age of mother at maternity**

ICD-9 Codes	Cause of death	Under 20	20-24	25-29	30-34	35-39	40 and over	Not stated	Total
740	Anencephalus and similar anomalies	-	1	1	2	2	1	1	8
746	Other congenital anomalies of heart	-	-	-	2	3	1	-	6
748	Congenital anomalies of respiratory system	-	-	-	-	1	-	-	1
750	Other congenital anomalies of upper alimentary tract	-	-	-	1	-	-	-	1
752	Congenital anomalies of genital organs	-	-	-	-	1	-	-	1
753	Congenital anomalies of urinary system	-	-	-	-	1	-	-	1
756	Other congenital musculoskeletal anomalies	-	-	1	1	-	-	-	2
758	Chromosomal anomalies	-	-	-	5	6	3	-	14
759	Other and unspecified congenital anomalies	1	1	2	3	2	-	1	10
760	Fetus or newborn affected by maternal conditions which may be unrelated to present pregnancy	-	2	1	3	2	-	-	8
761	Fetus or newborn affected by maternal complications of pregnancy	-	2	1	4	-	2	1	10
762	Fetus or newborn affected by complications of placenta cord and membranes	5	8	9	19	11	4	2	58
764	Slow fetal growth and fetal malnutrition	-	-	1	-	-	-	-	1
765	Disorders relating to short gestation and unspecified low birthweight	1	1	-	3	1	-	-	6
768	Intrauterine hypoxia and birth asphyxia	1	1	2	-	-	-	1	5
771	Infections specific to the perinatal period	-	-	1	1	-	-	-	2
772	Fetal and neonatal haemorrhage	-	-	-	3	-	-	-	3
773	Haemolytic disease of fetus or newborn, due to isoimmunization	-	1	-	-	-	-	-	1
775	Endocrine and metabolic disturbances specific to the fetus and newborn	-	1	-	-	-	-	1	2
778	Conditions involving the integument and temperature regulation of fetus and newborn	-	1	1	-	2	-	-	4
779	Other and ill-defined conditions originating in the perinatal period	5	11	8	26	22	6	32	110
	<b>TOTAL</b>	<b>13</b>	<b>30</b>	<b>28</b>	<b>73</b>	<b>54</b>	<b>17</b>	<b>39</b>	<b>254</b>

**Table 4.18 Stillbirths in 2005, classified by cause and weight**

ICD-9 Codes	Cause of death	weight					Total
		Under 1000g	1000 - 1499g	1500 - 2499g	2500g & over	Not stated	
740	Anencephalus and similar anomalies	4	-	1	3	-	8
746	Other congenital anomalies of heart	1	1	1	3	-	6
748	Congenital anomalies of respiratory system	-	-	1	-	-	1
750	Other congenital anomalies of upper alimentary tract	-	-	1	-	-	1
752	Congenital anomalies of genital organs	-	1	-	-	-	1
753	Congenital anomalies of urinary system	-	-	-	1	-	1
756	Other congenital musculoskeletal anomalies	-	1	1	-	-	2
758	Chromosomal anomalies	4	4	2	4	-	14
759	Other and unspecified congenital anomalies	4	3	2	1	-	10
760	Fetus or newborn affected by maternal conditions which may be unrelated to present pregnancy	2	-	4	2	-	8
761	Fetus or newborn affected by maternal complications of pregnancy	5	1	4	-	-	10
762	Fetus or newborn affected by complications of placenta cord and membranes	11	8	18	21	-	58
764	Slow fetal growth and fetal malnutrition	1	-	-	-	-	1
765	Disorders relating to short gestation and unspecified low birthweight	6	-	-	-	-	6
768	Intrauterine hypoxia and birth asphyxia	-	-	2	3	-	5
771	Infections specific to the perinatal period	-	1	-	1	-	2
772	Fetal and neonatal haemorrhage	-	-	2	1	-	3
773	Haemolytic disease of fetus or newborn, due to isoimmunization	1	-	-	-	-	1
775	Endocrine and metabolic disturbances specific to the fetus and newborn	-	-	-	2	-	2
778	Conditions involving the integument and temperature regulation of fetus and newborn	2	1	-	1	-	4
779	Other and ill-defined conditions originating in the perinatal period	38	9	25	38	-	110
	<b>TOTAL</b>	<b>79</b>	<b>30</b>	<b>64</b>	<b>81</b>	<b>-</b>	<b>254</b>

