



**Central Statistics Office**  
An Phríomh-Oifig Staidrimh

# **Annual Services Inquiry**

**2005**

Published by the Stationery Office, Dublin, Ireland.

To be purchased from the:

Central Statistics Office, Information Section, Skehard Road, Cork,

Government Publications Sales Office, Sun Alliance House,  
Molesworth Street, Dublin 2,

or through any bookseller.

Prn A7/1809

Price €15

October 2007



© Government of Ireland 2007

Material compiled and presented by the  
Central Statistics Office.

Reproduction is authorised, except for commercial  
purposes, provided the source is acknowledged.

ISSN 1393-0583

ISBN 0-7757-7205-9



# Contents

	Page
Detailed Summary of Results	7

## 2005 Results

### Tables

1	Principal Aggregates for all Enterprises classified by NACE Rev.1.1 in the State	15
2	Supplementary Aggregates for all Enterprises classified by NACE Rev.1.1 in the State	20
3	Principal Aggregates for all Enterprises classified by NACE Rev.1.1 and by Turnover in the State	25
4	Supplementary Aggregates for all Enterprises classified by NACE Rev.1.1 and by Turnover in the State	31
5	Principal Aggregates for all Enterprises classified by NACE Rev.1.1 and by Number of Persons Engaged in the State	37
6	Supplementary Aggregates for all Enterprises classified by NACE Rev.1.1 and by Number of Persons Engaged in the State	43
7	Principal Aggregates for all Enterprises classified by NACE Rev.1.1 and by Legal Form of Ownership in the State	49
8	Supplementary Aggregates for all Enterprises classified by NACE Rev.1.1 and by Legal Form of Ownership in the State	54

#### - Detailed Tables for all Sectors in the Eastern and Southern Region

9	Principal Aggregates for all Enterprises classified by NACE Rev.1.1 in the Eastern and Southern Region	61
10	Supplementary Aggregates for all Enterprises classified by NACE Rev.1.1 in the Eastern and Southern Region	63

#### - Detailed Tables for all Sectors in the Border, Midlands and Western Region

11	Principal Aggregates for all Enterprises classified by NACE Rev.1.1 in the Border, Midlands and Western Region	69
12	Supplementary Aggregates for all Enterprises classified by NACE Rev.1.1 in the Border, Midlands and Western Region	71

#### - Detailed Tables of Purchases of Other Goods and Services for all Sectors

13	Purchases of Other Goods and Services classified by NACE Rev.1.1 in the State	77
14	Purchases of Other Goods and Services classified by NACE Rev.1.1 in the Eastern and Southern Region	79
15	Purchases of Other Goods and Services classified by NACE Rev.1.1 in the Border, Midlands and Western Region	81

#### - Detailed Tables of Purchases of Fuel and Energy Products for all Sectors

16	Purchases of Fuel and Energy Products classified by NACE Rev. 1.1 in the State	85
----	--	----



	<b>Page</b>
17 Purchases of Fuel and Energy Products classified by NACE Rev. 1.1 in the Eastern and Southern Region	86
18 Purchases of Fuel and Energy Products classified by NACE Rev. 1.1 in the Border Midlands and Western Region	87
 <b>- Detailed Tables on Changes in Fixed Capital Assets</b>	
19 Changes in Fixed Capital Assets classified by NACE Rev. 1.1 in the State	91
20 Changes in Fixed Capital Assets classified by NACE Rev. 1.1 in the Eastern and Southern Region	92
21 Changes in Fixed Capital Assets classified by NACE Rev. 1.1 in the Border, Midlands and Western Region	93
 <b>- Detailed Tables on E-Commerce Activity</b>	
22 Use of ICT by Enterprises classified by NACE Rev.1.1 in the State	97
23 Use of ICT by Enterprises classified by NACE Rev.1.1 in the Eastern and Southern Region	98
24 Use of ICT by Enterprises classified by NACE Rev.1.1 in the Border, Midlands and Western Region	99
 <b>- Detailed Tables on Nationality of Ownership for all sectors with 20+ employees</b>	
25 Principal Aggregates for Services sectors with 20+ employees classified by NACE Rev.1.1 and by Nationality of Ownership in the State	103
26 Supplementary Aggregates for Services sectors with 20+ employees classified by NACE Rev.1.1 and by Nationality of Ownership in the State	104
27 Principal Aggregates for Services sectors with 20+ employees classified by Nationality of Ownership in the State	105
28 Supplementary Aggregates for Services sectors with 20+ employees classified by Nationality of Ownership in the State	106
29 Exports and Imports of Goods and Services for Services sectors with 20+ employees classified by NACE Rev.1.1 in the State	107
 <b>- Detailed Tables on Family Businesses</b>	
30 Principal Aggregates for all Enterprises classified by NACE Rev. 1.1 and Business Type in the State	111
31 Supplementary Aggregates for all Enterprises classified by NACE Rev. 1.1 and Business Type in the State	116
32 Principal Aggregates for all Family Businesses classified by NACE Rev. 1.1 and by Number of Persons Engaged in the State	121
33 Supplementary Aggregates for all Family Businesses classified by NACE Rev. 1.1 and by Number of Persons Engaged in the State	123
34 Principal Aggregates for all Non-Family Businesses classified by NACE Rev. 1.1 and by Number of Persons Engaged in the State	125
35 Supplementary Aggregates for all Non-Family Businesses classified by NACE Rev. 1.1 and by Number of Persons Engaged in the State	127



**- Detailed Tables on Telecommunications Activities, Pension Fund Activities and Credit Institutions**

36-38 Tables relating to Telecommunications Activities	131
39-41 Tables relating to Pension Fund Activities	132
42-46 Tables relating to Credit Institutions	133

<b>Background Notes</b>	137
-------------------------	-----

**Appendices**

1	2005 Annual Services Inquiry - Response Rate	147
2	Classification NACE Rev. 1.1	151
3	Annual Services 2005 Questionnaire and Instructions Leaflet - Distributive Trade	157
4	Annual Services 2005 Questionnaire and Instructions Leaflet - Non-Distributive Trade	169







## Introduction

This report presents the results for the Annual Services Inquiry for the year 2005. The survey covers the retail, wholesale, real estate, renting and business services and other selected services sectors i.e. covering the NACE Rev.1.1<sup>1</sup> sectors G, H, I, K, and O. The survey was conducted by the Central Statistics Office in compliance with Council Regulations (EC, EURATOM) No. 58/97, No. 410/98 and European Parliament and Council Regulation No. 2056/2002.

This report also presents results broken down by region (NUTS 2 level).

## New Developments

- Improved Tables on Purchases of Goods and Services
- Improved Table on Capital Acquisitions

## Scope

The Annual Services Inquiry primarily covers balance sheet information: Turnover, purchases, stocks, personnel costs etc. Questions on Internationalisation and E-Commerce were also asked in order to provide an overview of the services sector, while local unit questions were needed to produce the regional split.

## Coverage

The ASI is an Enterprise survey, where an enterprise is defined as the smallest legally independent unit. The survey covers all enterprises in the retail, wholesale, real estate, renting and business services and other selected services sectors (NACE Rev.1.1 sectors G, H, I, K and O). The ASI employs different sampling fractions that vary by region, NACE and size class. Enterprises that traded for at least 6 months of 2005 are included in the survey. The 2005 results also include summary data from sector J (Financial Intermediation) which was collected directly from the relevant regulatory authorities.

## Activity Classification

The 2005 results are classified by NACE Rev.1.1. The NACE code of each enterprise included in this survey was determined from the predominant activity of that enterprise, based on information provided to this or other CSO inquiries. *See Appendix 2.*

<sup>1</sup> NACE Rev.1.1: Statistical classification of economic activities in the European Community



## Number of Enterprises

There were an estimated 83,988 enterprises operating in the Irish Services Sectors during 2005. Wholesale and Retail accounted for 29,235 (35%), Hotels and Restaurants 10,447 (12%), Transport, Storage and Communications 6,526 (8%), Real estate, Renting and Business services 31,283 (37%), while Other Community, Social and Personal Service Activities made up the balance with 6,496 (8%).

**Table A - Number of Enterprises**

Nace Rev. 1.1	Services Sector	State	Eastern & Southern Region	Border Midlands & Western Region
G	Wholesale and Retail Distribution	29,235	20,948	8,287
H	Hotels and Restaurants	10,447	7,077	3,371
I	Transport, Storage and Communications	6,526	4,919	1,607
K	Real Estate Renting and Business Services	31,283	25,830	5,453
O	Other Community, Social and personal service activities	6,496	4,810	1,686
	Total	83,988	63,584	20,404

The Eastern and Southern region had 63,584 enterprises (76%) while 20,404 enterprises were situated in the Border, Midlands and Western region. The dominance of the Eastern and Southern region was manifest in all sectors but was particularly evident in the Real Estate, Renting and Business Services and in the Transport, Storage and Communications sectors, where the Eastern and Southern region accounted for 83% and 75% of the enterprises in those sectors respectively.

## Wages & Salaries

The wages and salaries bill in this report applies to the full year, while numbers employed include full-time and part-time employees and relate to a specific week in September: the week ending 9<sup>th</sup> September. This means an average wage per sector cannot be meaningfully calculated from these data, however a crude comparison can be done in order to indicate disparities between the Eastern and Southern region and the Border, Midlands and Western region. When comparing these averages, then it should be remembered that these comparative averages do not give average wage or salary levels for any sector or region but only serve to provide a crude relativity between the two regions.

The total wages and salaries bill for the Services Sectors covered by the ASI was €17.2 billion with the Wholesale and Retail sector accounting for the biggest share of almost €6.4 billion (37%).

## Regional data

Of the 83,988 enterprises operating for the duration of 2005, 63,584 or 76% were situated in the Eastern and Southern region. The Border, Midlands and Western region only accounted for 14% or €23.5 billion of the total turnover (€167.6 billion) generated by all the services sectors included in this report.



**Table B - Main variables by Region**

Region	Turnover	Wages & Salaries	Number of Persons engaged	Number of Employees
	(€ Billion)	(€ Billion)	(000's)	(000's)
Southern & Eastern	144.0	14.7	596.9	532.4
Border, Midlands & Western	23.5	2.5	143.5	122.7
Total	167.6	17.2	740.4	655.1

There were 740,419 persons employed in the services sector during September 2005, of which 596,926 or 81% were working in the Eastern and Southern region. €17.2 billion was paid in wages and salaries during the course of the year, the bulk of which, €14.7 billion or 85% was paid to those working in the Eastern and Southern region.

## Comparison with 2004

### Number of Enterprises

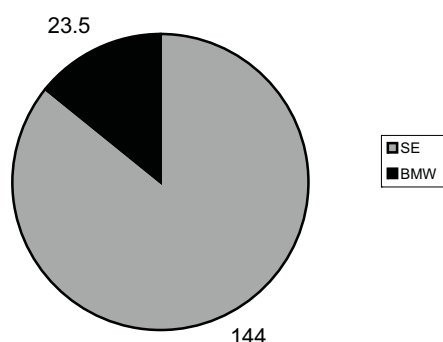
The only growth was in the Real Estate, Renting & Business Services sector where the number of enterprises grew from 29,659 to 31,283 (5.5%) – see Table C.

**Table C - Number of Enterprises by Services Sector**

Nace Rev. 1.1	Services Sector	2004 Number of Enterprises (000's)	2005 Number of Enterprises (000's)	Growth (000's)
G	Wholesale and Retail Distribution	30.8	29.2	-1.6
H	Hotels and Restaurants	11.3	10.4	-0.9
I	Transport, Storage and Communications	6.9	6.5	-0.4
K	Real Estate Renting and Business Services	29.7	31.3	1.6
O	Other Community, Social and personal service activities	6.6	6.5	-0.1
	Total	85.3	84.0	-1.3

### Wages & Salaries

The largest growth in Wages & Salaries was in Wholesale and Retail Distribution and Real Estate, Renting and Business Services sectors.

**Chart1: Turnover per Region (€ billion)**



**Table D - Wages & Salaries by Services Sector**

Nace Rev. 1.1	Services Sector	2004 Wages and Salaries (€ Billion)	2005 Wages and Salaries (€ Billion)	Growth Wages and Salaries (€ Billion)
G	Wholesale and Retail Distribution	5.8	6.4	0.6
H	Hotels and Restaurants	1.8	1.9	0.1
I	Transport, Storage and Communications	3.0	3.0	0.0
K	Real Estate Renting and Business Services	4.9	5.2	0.3
O	Other Community, Social and personal service activities	0.7	0.7	0.0
	Total	16.1	17.2	1.1

## Persons Engaged

Wholesale and Retail Distribution had the largest increase in Persons Engaged, increasing by 6,210.

**Table E - Number of Persons Engaged by Services Sector**

Nace Rev. 1.1	Services Sector	2004 Persons engaged (000's)	2005 Persons engaged (000's)	Growth Persons engaged (000's)
G	Wholesale and Retail Distribution	279.6	285.8	6.2
H	Hotels and Restaurants	133.4	129.9	-3.5
I	Transport, Storage and Communications	91.9	88.3	-3.6
K	Real Estate Renting and Business Services	185.8	190.5	4.7
O	Other Community, Social and personal service activities	46.3	45.9	-0.4
	Total	737.0	740.4	3.4

## E-Commerce

Some basic E-commerce questions were asked in the 2005 Annual Services Inquiry. Enterprises were asked to specify whether or not they had an e-mail address, a website and what percentage of their total turnover resulted from orders submitted using e-mail, EDI or the Internet.



**Table F - Use of ICT by Services Sector**

Nace Rev. 1.1	Services Sector	Number of enterprises with e-mail	Number of enterprises with website	Turnover <sup>1</sup> resulting from orders submitted using E-mail, EDI or the Internet (€000)
G	Wholesale and Retail Distribution	10,819	4,899	9,795,536
H	Hotels and Restaurants	2,159	1,330	306,364
I	Transport, Storage and Communications	1,895	825	4,778,589
K	Real Estate Renting and Business Services	19,010	7,890	6,379,193
O	Other Community, Social and personal service activities	1,658	968	97,771
Total		35,540	15,913	21,357,452

<sup>1</sup> Turnover (excl. VAT) and Purchases of Goods for Direct Resale (excl. VAT) indicated for NACE 50 include Vehicle Registration Tax

## Foreign Affiliate Statistics

Information regarding the Nationality of Ownership of the enterprises was collected as part of the Annual Services Inquiry 2005. Enterprises were asked to specify the location of their ultimate beneficial owner i.e. the top company in the corporate structure. The data presented in *Tables 25, 26, 27 and 28* show results from enterprises with 20 or more employees. The data is grouped into Irish-Owned and Foreign-Owned and where possible, the Foreign-Owned enterprises are grouped by country. A summary of the main results is available in *Table G*.

**Table G - Services Sector with 20+ employees classified by Nationality of Ownership**

Services Sector	Turnover	Gross Value Added	Number of Persons engaged
	(€ 000's)	(€ 000's)	
Irish-Owned	63,859,108	16,295,834	340,640
Foreign-Owned	47,851,138	14,116,731	107,748
Total	111,710,246	30,412,565	448,387

## Family Business

Respondents to the Annual Services Inquiry were asked to indicate whether or not the enterprise was a family business. A detailed analysis of this information is provided in tables 30 to 35. Table H below shows that Family Businesses account for 46% of services sector enterprises, they also account for 29% of turnover, 40% of persons engaged and 22% of gross value added for the services sectors.



**Table H - Comparison of Family and Non-Family Businesses<sup>1</sup>**

Region	Number of Enterprises	Turnover	Number of Persons engaged	Gross Value Added
	(000's)	(€ Billion)	(000's)	(€ Billion)
Family Business	38.9	49.3	293.4	10.2
Non-Family Business	45.1	118.3	447.1	35.7
Total	84.0	167.6	740.4	45.9

<sup>1</sup> See note on family businesses in background notes

## Data collection & Non-response

A total of 18,267 statutory Annual Services Inquiry 2005 forms were issued to the sampled enterprises from the Business Register in April 2006. Reminders were issued in May, June and July. The final reminder also notified the enterprise that a field officer would be calling to collect the form. Of the 18,267 enterprises sampled, 3,275 were deemed to be non-relevant. The majority of these non-relevant enterprises were those that had ceased trading or relocated away from the contact address or were duplicates of existing enterprises. This left an effective sample of 14,395. The field force of 26 field officers was employed to visit 50% of the sampled enterprises. Completed forms were eventually received from 10,127 enterprises (70%). A breakdown of the response rate per sector is available in *Table I* below. More detailed coverage is available in *Appendix 1*.

**Table I - 2005 Response Rate**

Nace Rev. 1.1	Services Sector	Total Sampled	Non- relevant Forms	Effective Sample	Completed Forms
G	Wholesale and Retail Distribution	6,997	1,137	5,674	3,982
H	Hotels and Restaurants	2,869	419	2,376	1,602
I	Transport, Storage and Communications	1,345	268	1,037	734
K	Real Estate Renting and Business Services	5,691	1,215	4,207	2,970
O	Other Community, Social and personal service activities	1,365	236	1,101	839
	Total	18,267	3,275	14,395	10,127



# Tables







**Table 1 Principal Aggregates for all Enterprises classified by NACE Rev. 1.1 in the State, 2005**

NACE Rev.1.1	Principal Activity	Total Number of Enterprises	Turnover <sup>1</sup> excl. VAT (€000)	Purchases of Goods For Direct Resale <sup>1</sup> excl. VAT (€000)	Purchases of Other Goods and Services excl. VAT (€000)	Total Purchases excl. VAT (€000)	VAT on Turnover (€000)	Opening Stock excl. VAT (€000)	Closing Stock excl. VAT (€000)	Gross <sup>2</sup> Margin (€000)	Gross <sup>3</sup> Value Added (€000)
<b>Section G Wholesale and retail trade; repair of motor vehicles, motorcycles and personal and household goods</b>											
50.1	Sale of motor vehicles	1,187	12,268,355	11,332,027	442,868	11,774,895	2,171,675	1,740,365	2,113,618	1,309,580	866,712
50.2	Maintenance and repair of motor vehicles	2,485	742,657	446,000	105,274	551,273	119,786	61,383	63,626	298,900	193,626
50.3-50.4	Sale of motor vehicle parts and accessories, Sale, maintenance & repair of motorcycles and related parts & accessories	891	885,182	604,401	113,109	717,510	162,045	121,847	126,369	285,303	172,193
50.5	Retail sale of automotive fuel	778	2,025,240	1,796,715	86,687	1,883,402	358,124	57,857	64,495	235,163	148,476
51.1	Wholesale on a fee or contract basis	1,300	1,604,006	1,237,537	147,880	1,385,417	80,118	32,603	46,688	380,554	232,674
51.2	Wholesale of agricultural raw materials and live animals	278	1,567,475	1,344,216	97,954	1,442,170	53,849	148,505	149,879	224,632	126,678
51.3	Wholesale of food, beverages and tobacco	1,626	14,118,726	10,553,280	1,422,617	11,975,897	1,197,738	560,112	610,036	3,615,370	2,192,752
51.4	Wholesale of household goods	1,216	8,258,812	6,510,266	661,666	7,171,932	820,966	689,385	789,996	1,849,158	1,187,492
51.5	Wholesale of non-agricultural intermediate products, waste & scrap	1,197	16,527,413	13,967,720	821,414	14,789,134	2,138,405	819,959	869,888	2,609,623	1,788,209

<sup>1</sup> Turnover (excl. VAT) and Purchases of Goods for Direct Resale (excl. VAT) indicated for NACE 50 include Vehicle Registration Tax

<sup>2</sup> Gross Margin = Turnover (excl. VAT) plus Closing Stock (excl. VAT) less Purchases of Goods for Direct Resale (excl. VAT) less Opening Stock (excl. VAT)

<sup>3</sup> Gross Value Added = Gross Margin minus Purchases of Other Goods and Services (excl. VAT)



**Table 1 (cont'd) Principal Aggregates for all Enterprises classified by NACE Rev. 1.1 in the State, 2005**

NACE Rev.1.1	Principal Activity	Total Number of Enterprises	Turnover excl. VAT (€000)	Purchases of Goods For Direct Resale excl. VAT (€000)	Purchases of Other Goods and Services excl. VAT (€000)	Total Purchases excl. VAT (€000)	VAT on Turnover (€000)	Opening Stock excl. VAT (€000)	Closing Stock excl. VAT (€000)	Gross <sup>1</sup> Margin (€000)	Gross <sup>2</sup> Value Added (€000)
<b>Section G (cont'd)</b>	<b>Wholesale and retail trade; repair of motor vehicles, motorcycles and personal and household goods</b>										
51.8	Wholesale of machinery, equipment and supplies	891	12,811,437	9,730,082	1,065,967	10,796,050	793,192	587,559	841,092	3,334,887	2,268,919
51.9	Other wholesale	721	2,273,158	1,533,252	273,115	1,806,367	341,882	219,983	216,887	736,810	463,695
52.1	Retail sale in non-specialised stores	3,292	12,766,589	9,370,577	1,098,918	10,469,495	1,466,005	624,939	652,093	3,423,166	2,324,248
52.2	Retail sale of food, beverages and tobacco in specialised stores	1,964	1,152,274	793,515	139,826	933,340	66,773	65,897	75,157	368,019	228,193
52.3	Retail sale of pharmaceutical and medical goods, cosmetic and toilet articles	989	1,736,040	1,145,489	183,513	1,329,002	140,919	161,117	188,160	617,594	434,081
52.4	Other retail sale of new goods in specialised stores	9,003	9,176,902	5,858,797	1,406,132	7,264,929	1,562,562	1,284,034	1,364,220	3,398,291	1,992,159
52.5	Retail sale of second-hand goods in stores	170	43,639	20,686	13,192	33,879	3,716	9,821	10,198	23,329	10,137
52.6	Retail sale not in stores	464	380,898	236,011	76,568	312,579	55,160	32,199	30,424	143,112	66,544
52.7	Repair of personal and household goods	782	97,381	30,626	18,778	49,404	12,858	5,237	5,808	67,325	48,547
	<b>Total Section G</b>	<b>29,235</b>	<b>98,436,180</b>	<b>76,511,198</b>	<b>8,175,478</b>	<b>84,686,676</b>	<b>11,545,775</b>	<b>7,222,802</b>	<b>8,218,634</b>	<b>22,920,815</b>	<b>14,745,337</b>

<sup>1</sup> Gross Margin = Turnover (excl. VAT) plus Closing Stock (excl. VAT) less Purchases of Goods for Direct Resale (excl. VAT) less Opening Stock (excl. VAT)

<sup>2</sup> Gross Value Added = Gross Margin minus Purchases of Other Goods and Services (excl. VAT)



**Table 1 (cont'd) Principal Aggregates for all Enterprises classified by NACE Rev. 1.1 in the State, 2005**

NACE Rev.1.1	Principal Activity	Total Number of Enterprises	Turnover excl. VAT (€000)	Total Purchases excl. VAT (€000)	VAT on Turnover (€000)	Opening Stock excl. VAT (€000)	Closing Stock excl. VAT (€000)	Gross <sup>1</sup> Value Added (€000)
<b>Section H</b>	<b>Hotels and restaurants</b>							
55.1	Hotels	709	3,166,841	1,985,614	482,327	46,476	66,586	1,201,337
55.3	Restaurants	3,616	1,878,816	1,135,708	253,581	24,739	26,416	744,785
55.4	Bars	5,784	3,648,700	2,595,205	663,759	135,283	136,669	1,054,882
55.5	Canteens and catering	338	416,642	227,855	46,528	3,767	3,482	188,502
	<b>Total Section H</b>	<b>10,447</b>	<b>9,110,999</b>	<b>5,944,382</b>	<b>1,446,194</b>	<b>210,266</b>	<b>233,153</b>	<b>3,189,505</b>
<b>Section I</b>	<b>Transport, storage and communication</b>							
60 - 62	Land transport; transport via pipelines; Water and Air transport	4,221	6,334,205	3,835,092	298,836	52,038	65,492	2,512,568
63.1- 63.2	Cargo handling and storage Other supporting transport activities	419	1,510,209	695,696	146,177	18,526	16,644	812,630
63.3 - 63.4	Activities of travel agencies and tour operators; tourist assistance activities n.e.c. Activities of other transport agencies	693	4,605,261	3,455,402	62,151	10,078	11,601	1,151,383
64	Post and telecommunications	1,193	9,749,524	3,873,904	1,015,937	116,618	142,106	5,901,109
	<b>Total Section I</b>	<b>6,526</b>	<b>22,199,198</b>	<b>11,860,093</b>	<b>1,523,101</b>	<b>197,259</b>	<b>235,843</b>	<b>10,377,689</b>

<sup>1</sup> Gross Value Added = Turnover (excl. VAT) less Total Purchases (excl. VAT) plus Closing Stock (excl. VAT) less Opening Stock (excl. VAT)



**Table 1 (cont'd) Principal Aggregates for all Enterprises classified by NACE Rev. 1.1 in the State, 2005**

NACE Rev.1.1	Principal Activity	Total Number of Enterprises	Turnover excl. VAT (€000)	Total Purchases excl. VAT (€000)	VAT on Turnover (€000)	Opening Stock excl. VAT (€000)	Closing Stock excl. VAT (€000)	Gross <sup>1</sup> Value Added (€000)
<b>Section K</b>	<b>Real estate, renting and business activities</b>							
70.1	Real estate activities with own property	1,146	3,649,922	1,995,981	451,604	2,844,883	2,138,041	947,100
70.2	Letting of own property	3,384	1,092,170	433,594	70,587	32,358	32,358	658,576
70.3	Real estate activities on a fee or contract basis	1,858	873,918	309,222	141,654	18,726	8,235	554,205
71-72	Renting of machinery and equipment without operator and of personal and household goods; Computer and Related Activities	6,102	11,859,902	6,436,313	570,711	148,209	180,224	5,455,606
73	Research and development	273	383,881	244,683	9,509	4,338	5,986	140,845
74.1	Legal, accounting, book-keeping and auditing activities; tax consultancy; market research and public opinion polling; business and management consultancy; holdings	8,675	9,081,237	4,362,913	1,363,000	193,834	150,372	4,674,862
74.2	Architectural and engineering activities and related technical consultancy	4,368	2,703,809	1,327,493	320,155	64,555	72,740	1,384,501

<sup>1</sup> Gross Value Added = Turnover (excl. VAT) less Total Purchases (excl. VAT) plus Closing Stock (excl. VAT) less Opening Stock (excl. VAT)



**Table 1 (cont'd) Principal Aggregates for all Enterprises classified by NACE Rev. 1.1 in the State, 2005**

NACE Rev.1.1	Principal Activity	Total Number of Enterprises	Turnover excl. VAT (€000)	Total Purchases excl. VAT (€000)	VAT on Turnover (€000)	Opening Stock excl. VAT (€000)	Closing Stock excl. VAT (€000)	Gross <sup>1</sup> Value Added (€000)
<b>Section K (cont'd)</b>	<b>Real estate, renting and business activities</b>							
74.3	Technical testing and analysis	67	81,110	30,401	12,568	434	233	50,507
74.4	Advertising	430	949,212	663,625	152,219	14,400	16,330	287,517
74.5	Labour recruitment and provision of personnel	592	1,248,184	706,954	174,525	112	1,769	542,887
74.6	Investigation and security activities	335	450,462	155,800	79,854	5,399	5,629	294,891
74.7	Industrial cleaning	636	423,425	118,506	54,628	2,616	5,120	307,423
74.8	Miscellaneous business activities n.e.c.	3,418	2,138,481	1,496,807	316,424	52,248	50,792	640,217
	<b>Total Section K</b>	<b>31,283</b>	<b>34,935,716</b>	<b>18,282,292</b>	<b>3,717,441</b>	<b>3,382,114</b>	<b>2,667,828</b>	<b>15,939,138</b>
<b>Section O</b>	<b>Other community, social and personal service activities</b>							
92.1 - 92.3	Motion picture and video activities Other entertainment activities	452	310,174	177,222	41,698	2,263	1,920	132,611
92.6	Sporting activities	929	757,373	336,736	46,544	9,676	10,621	421,583
92.7	Other recreational activities	406	862,356	300,547	8,916	3,906	5,056	562,959
93	Other service activities	4,709	950,423	449,848	120,817	32,117	33,655	502,113
	<b>Total Section O</b>	<b>6,496</b>	<b>2,880,327</b>	<b>1,264,352</b>	<b>217,975</b>	<b>47,961</b>	<b>51,252</b>	<b>1,619,266</b>
	<b>Total All Sections</b>	<b>83,988</b>	<b>167,562,420</b>	<b>122,037,795</b>	<b>18,450,486</b>	<b>11,060,401</b>	<b>11,406,710</b>	<b>45,870,934</b>

<sup>1</sup> Gross Value Added = Turnover (excl. VAT) less Total Purchases (excl. VAT) plus Closing Stock (excl. VAT) less Opening Stock (excl. VAT)



**Table 2 Supplementary Aggregates for all Enterprises classified by NACE Rev. 1.1 in the State, 2005**

NACE Rev. 1.1	Principal Activity	Turnover excl. VAT (€000)	Retail Sales excl. VAT (€000)	Wholesale Sales excl. VAT (€000)	Other Receipts excl. VAT (€000)	Capital Acquisitions excl. VAT (€000)	Capital Disposals excl. VAT (€000)	Personnel Costs (€000)	Wages and Salaries (€000)	Number <sup>1</sup> of Persons Engaged	Full-time Employees	Part-time Employees	Total <sup>1</sup> Number of Employees
<b>Section G Wholesale and retail trade; repair of motor vehicles, motorcycles and personal and household goods</b>													
50.1	Sale of motor vehicles	12,268,355	7,648,284	4,475,850	144,221	331,439	128,785	495,056	450,544	15,322	13,199	1,205	14,404
50.2	Maintenance and repair of motor vehicles	742,657	514,620	50,567	177,470	22,890	6,561	109,054	99,791	6,842	4,304	390	4,694
50.3-50.4	Sale of motor vehicle parts and accessories, Sale, maintenance and repair of motorcycles and related parts and accessories	885,182	409,387	443,269	32,528	24,829	4,378	119,869	108,324	4,930	4,041	279	4,320
50.5	Retail sale of automotive fuel	2,025,240	1,844,254	158,704	22,282	58,330	6,466	114,955	104,667	7,828	4,083	3,165	7,248
51.1	Wholesale on a fee or contract basis	1,604,006	0	1,350,368	253,638	54,502	8,776	178,858	165,511	5,572	3,291	1,300	4,591
51.2	Wholesale of agricultural raw materials and live animals	1,567,475	55,962	1,497,361	14,151	53,746	18,506	66,107	59,962	2,121	1,693	225	1,918
51.3	Wholesale of food, beverages and tobacco	14,118,726	140,210	13,804,255	174,260	196,553	33,719	717,306	644,309	20,890	17,822	1,758	19,580
51.4	Wholesale of household goods	8,258,812	219,593	8,008,034	31,185	111,211	64,632	509,667	450,046	14,314	11,273	2,361	13,634
51.5	Wholesale of non-agricultural intermediate products, waste and scrap	16,527,413	1,311,840	15,168,102	47,470	202,818	143,834	641,477	572,411	17,942	16,198	1,136	17,334

<sup>1</sup> Persons engaged and employment details shown relate to the week-ending 9 September 2005



**Table 2 (cont'd) Supplementary Aggregates for all Enterprises classified by NACE Rev. 1.1 in the State, 2005**

NACE Rev. 1.1	Principal Activity	Turnover excl. VAT (€000)	Retail Sales excl. VAT (€000)	Wholesale Sales excl. VAT (€000)	Other Receipts excl. VAT (€000)	Capital Acquisitions excl. VAT (€000)	Capital Disposals excl. VAT (€000)	Personnel Costs (€000)	Wages and Salaries (€000)	Number <sup>1</sup> of Persons Engaged	Full-time Employees	Part-time Employees	Total <sup>1</sup> Number of Employees
<b>Section G (cont'd)</b>	<b>Wholesale and retail trade; repair of motor vehicles, motorcycles and personal and household goods</b>												
51.8	Wholesale of machinery, equipment and supplies	12,811,437	77,229	12,334,637	399,571	138,377	32,750	647,582	577,398	13,584	12,567	597	13,164
51.9	Other wholesale	2,273,158	40,686	2,156,096	76,376	50,746	14,935	224,805	203,468	6,242	5,295	490	5,784
52.1	Retail sale in non-specialised stores	12,766,589	12,387,319	279,939	99,331	900,883	442,351	1,490,112	1,395,014	78,873	30,061	44,776	74,836
52.2	Retail sale of food, beverages and tobacco in specialised stores	1,152,274	1,087,025	49,432	15,817	55,326	7,768	138,737	126,803	9,929	4,988	2,974	7,961
52.3	Retail sale of pharmaceutical and medical goods, cosmetic and toilet articles	1,736,040	1,711,855	6,861	17,324	94,721	15,919	265,767	239,870	10,348	6,470	3,379	9,849
52.4	Other retail sale of new goods in specialised stores	9,176,902	8,905,706	165,785	105,411	429,555	109,519	1,226,618	1,122,604	66,929	35,875	22,751	58,626
52.5	Retail sale of second-hand goods in stores	43,639	41,948	0	1,690	888	551	6,686	6,209	592	280	156	435
52.6	Retail sale not in stores	380,898	360,868	3,696	16,334	10,895	1,929	32,429	29,736	1,677	962	264	1,226
52.7	Repair of personal and household goods	97,381	15,425	71	81,885	5,487	1,377	22,756	20,833	1,888	671	146	817
	<b>Total Section G</b>	<b>98,436,180</b>	<b>36,772,212</b>	<b>59,953,025</b>	<b>1,710,943</b>	<b>2,743,195</b>	<b>1,042,758</b>	<b>7,007,839</b>	<b>6,377,499</b>	<b>285,822</b>	<b>173,072</b>	<b>87,350</b>	<b>260,422</b>

<sup>1</sup> Persons engaged and employment details shown relate to the week-ending 9 September 2005



**Table 2 (cont'd) Supplementary Aggregates for all Enterprises classified by NACE Rev. 1.1 in the State, 2005**

NACE Rev.1.1	Principal Activity	Turnover excl. VAT (€000)	Capital Acquisitions excl. VAT (€000)	Capital Disposals excl. VAT (€000)	Personnel Costs (€000)	Wages and Salaries (€000)	Number <sup>1</sup> of Persons Engaged	Full-time Employees	Part-time Employees	Total <sup>1</sup> Number of Employees
<b>Section H Hotels and restaurants</b>										
55.1	Hotels	3,166,841	248,659	23,357	751,397	680,537	39,902	25,093	14,098	39,190
55.3	Restaurants	1,878,816	97,131	11,572	513,082	469,930	39,256	19,767	15,616	35,384
55.4	Bars	3,648,700	294,039	163,627	603,252	551,193	41,405	17,235	16,657	33,892
55.5	Canteens and catering	416,642	4,173	2,122	165,831	151,447	9,344	5,808	3,003	8,811
<b>Total Section H</b>		<b>9,110,999</b>	<b>644,002</b>	<b>200,679</b>	<b>2,033,562</b>	<b>1,853,107</b>	<b>129,906</b>	<b>67,904</b>	<b>49,374</b>	<b>117,278</b>
<b>Section I Transport, storage and communication</b>										
60 - 62	Land transport; transport via pipelines; Water and Air transport	6,334,205	1,381,080	391,230	1,423,062	1,299,224	38,078	33,093	1,080	34,174
63.1 - 63.2	Cargo handling and storage. Other supporting transport activities	1,510,209	201,922	31,156	427,414	389,052	10,769	9,302	1,028	10,330
63.3 - 63.4	Activities of travel agencies and tour operators; tourist assistance activities n.e.c. Activities of other transport agencies	4,605,261	32,502	17,306	322,541	287,370	10,551	9,071	1,008	10,079
64	Post and telecommunications	9,749,524	637,445	85,953	1,147,605	1,066,163	28,902	25,812	1,954	27,766
<b>Total Section I</b>		<b>22,199,198</b>	<b>2,252,949</b>	<b>525,644</b>	<b>3,320,621</b>	<b>3,041,811</b>	<b>88,301</b>	<b>77,278</b>	<b>5,070</b>	<b>82,348</b>

<sup>1</sup> Persons engaged and employment details shown relate to the week-ending 9 September 2005



**Table 2 (cont'd) Supplementary Aggregates for all Enterprises classified by NACE Rev. 1.1 in the State, 2005**

NACE Rev.1.1	Principal Activity	Turnover excl. VAT (€000)	Capital Acquisitions excl. VAT (€000)	Capital Disposals excl. VAT (€000)	Personnel Costs (€000)	Wages and Salaries (€000)	Number <sup>1</sup> of Persons Engaged	Full-time Employees	Part-time Employees	Total <sup>1</sup> Number of Employees
<b>Section K Real estate, renting and business activities</b>										
70.1	Real estate activities with own property	3,649,922	247,657	189,819	118,776	110,959	3,544	1,343	88	1,430
70.2	Letting of own property	1,092,170	815,010	251,979	45,389	41,477	7,698	1,106	291	1,397
70.3	Real estate activities on a fee or contract basis	873,918	159,941	15,522	245,830	221,647	7,973	5,161	742	5,902
71 - 72	Renting of machinery and equipment without operator and of personal and household goods; Computer and related activities	11,859,902	554,807	205,914	1,472,135	1,323,981	39,933	31,649	2,868	34,516
73	Research and development	383,881	18,092	593	105,115	90,166	2,237	1,933	111	2,044
74.1	Legal, accounting, book-keeping and auditing activities; tax consultancy; market research and public opinion polling; business and management consultancy; holdings	9,081,237	274,986	265,877	1,649,188	1,468,310	48,352	31,003	7,495	38,498
74.2	Architectural and engineering activities and related technical consultancy	2,703,809	133,375	7,455	748,221	678,593	20,027	15,089	949	16,038

<sup>1</sup> Persons engaged and employment details shown relate to the week-ending 9 September 2005



**Table 2 (cont'd) Supplementary Aggregates for all Enterprises classified by NACE Rev. 1.1 in the State, 2005**

NACE Rev.1.1	Principal Activity	Turnover excl. VAT (€000)	Capital Acquisitions excl. VAT (€000)	Capital Disposals excl. VAT (€000)	Personnel Costs (€000)	Wages and Salaries (€000)	Number <sup>1</sup> of Persons Engaged	Full-time Employees	Part-time Employees	Total <sup>1</sup> Number of Employees
<b>Section K Real estate, renting and business activities (cont'd)</b>										
74.3	Technical testing and analysis	81,110	2,274	54	30,282	26,947	1,043	890	84	973
74.4	Advertising	949,212	17,129	3,678	127,278	114,249	3,238	2,346	525	2,872
74.5	Labour recruitment and provision of personnel	1,248,184	14,093	930	415,244	370,237	13,125	10,147	2,516	12,662
74.6	Investigation and security activities	450,462	12,744	980	247,599	223,569	9,869	8,607	885	9,492
74.7	Industrial cleaning	423,425	16,946	3,874	238,541	216,476	18,056	6,089	11,312	17,401
74.8	Miscellaneous business activities n.e.c.	2,138,481	61,085	5,965	356,079	320,086	15,411	10,204	1,670	11,874
<b>Total Section K</b>		<b>34,935,716</b>	<b>2,328,140</b>	<b>952,639</b>	<b>5,799,679</b>	<b>5,206,696</b>	<b>190,504</b>	<b>125,566</b>	<b>29,535</b>	<b>155,101</b>
<b>Section O Other community, social and personal service activities</b>										
92.1 - 92.3	Motion picture and video activities, other entertainment activities	310,174	44,865	4,100	66,221	60,484	4,461	1,356	2,606	3,961
92.6	Sporting activities	757,373	102,601	7,709	222,732	201,607	10,891	6,027	3,899	9,926
92.7	Other recreational activities	862,356	85,391	10,326	168,448	148,289	7,212	4,346	2,481	6,827
93	Other service activities	950,423	95,792	7,856	341,872	311,649	23,320	12,978	6,300	19,278
<b>Total Section O</b>		<b>2,880,327</b>	<b>328,649</b>	<b>29,991</b>	<b>799,273</b>	<b>722,029</b>	<b>45,885</b>	<b>24,707</b>	<b>15,285</b>	<b>39,992</b>
<b>Total All Sections</b>		<b>167,562,420</b>	<b>8,296,935</b>	<b>2,751,710</b>	<b>18,960,974</b>	<b>17,201,143</b>	<b>740,419</b>	<b>468,527</b>	<b>186,614</b>	<b>655,141</b>

<sup>1</sup> Persons engaged and employment details shown relate to the week-ending 9 September 2005



**Table 3 Principal Aggregates for all Enterprises classified by NACE Rev. 1.1 and by Turnover in the State, 2005**

NACE Rev. 1.1	Principal Activity and Annual Turnover (excl. VAT)	Total Number of Enterprises	Turnover <sup>1</sup> excl. VAT (€000)	Total Purchases <sup>1</sup> excl. VAT (€000)	VAT on Turnover (€000)	Opening Stock excl. VAT (€000)	Closing Stock excl. VAT (€000)	Gross <sup>2</sup> Value Added (€000)
<b>Section G Wholesale and retail trade; repair of motor vehicles, motorcycles and personal and household goods</b>								
50	Sale, maintenance and repair of motor vehicles and motorcycles; retail sale of automotive fuel							
	Under 100,000	1,050	57,319	34,192	7,680	4,807	5,781	24,101
	100,000 and under 1,000,000	2,719	1,005,602	806,599	171,254	93,622	95,722	201,103
	1,000,000 and under 5,000,000	1,034	2,490,348	2,255,739	441,286	214,171	244,475	264,913
	5,000,000 and over	538	12,368,164	11,830,552	2,191,411	1,668,851	2,022,129	890,890
	Sub-total	5,341	15,921,433	14,927,082	2,811,631	1,981,451	2,368,107	1,381,007
51	Wholesale trade and commission trade, except of motor vehicles and motorcycles							
	Under 100,000	1,486	86,182	49,303	10,235	3,539	3,324	36,663
	100,000 and under 1,000,000	2,791	1,067,748	798,254	129,298	95,854	103,265	276,905
	1,000,000 and under 5,000,000	1,942	4,226,326	3,429,490	550,604	419,812	453,800	830,825
	5,000,000 and over	1,011	51,780,770	45,089,919	4,736,015	2,538,901	2,964,078	7,116,028
	Sub-total	7,230	57,161,026	49,366,966	5,426,150	3,058,106	3,524,466	8,260,420

<sup>1</sup> Turnover (excl. VAT) and Total Purchases (excl. VAT) indicated for NACE 50 include Vehicle Registration Tax

<sup>2</sup> Gross Value Added = Turnover (excl. VAT) less Total Purchases (excl. VAT) plus Closing Stock (excl. VAT) less Opening Stock (excl. VAT)



**Table 3 (cont'd) Principal Aggregates for all Enterprises classified by NACE Rev. 1.1 and by Turnover in the State, 2005**

NACE Rev. 1.1	Principal Activity and Annual Turnover (excl. VAT)	Total Number of Enterprises	Turnover excl. VAT (€000)	Total Purchases excl. VAT (€000)	VAT on Turnover (€000)	Opening Stock excl. VAT (€000)	Closing Stock excl. VAT (€000)	Gross <sup>1</sup> Value Added (€000)
<b>Section G (cont'd)</b>	<b>Wholesale and retail trade; repair of motor vehicles, motorcycles and personal and household goods</b>							
52	Retail trade, except of motor vehicles and motorcycles; repair of personal and household goods							
	Under 100,000	3,436	215,869	171,698	26,091	34,653	39,884	49,403
	100,000 and under 1,000,000	10,159	4,289,150	3,534,039	574,864	516,750	550,221	788,581
	1,000,000 and under 5,000,000	2,574	5,285,115	4,298,694	680,197	514,086	536,117	1,008,452
	5,000,000 and over	495	15,563,587	12,388,198	2,026,841	1,117,755	1,199,839	3,257,474
	Sub-total	16,664	25,353,722	20,392,628	3,307,993	2,183,245	2,326,061	5,103,910
	<b>Total Section G</b>	<b>29,235</b>	<b>98,436,180</b>	<b>84,686,676</b>	<b>11,545,775</b>	<b>7,222,802</b>	<b>8,218,634</b>	<b>14,745,337</b>
<b>Section H</b>	<b>Hotels and restaurants</b>							
55	Hotels and restaurants							
	Under 100,000	2,073	174,464	127,978	22,080	7,923	7,876	46,439
	100,000 and under 1,000,000	6,867	2,644,076	1,800,253	455,557	87,148	89,955	846,630
	1,000,000 and under 5,000,000	1,227	2,603,749	1,580,119	425,963	55,973	71,821	1,039,479
	5,000,000 and over	280	3,688,710	2,436,032	542,594	59,222	63,501	1,256,957
	Sub-total	10,447	9,110,999	5,944,382	1,446,194	210,266	233,153	3,189,505
	<b>Total Section H</b>	<b>10,447</b>	<b>9,110,999</b>	<b>5,944,382</b>	<b>1,446,194</b>	<b>210,266</b>	<b>233,153</b>	<b>3,189,505</b>

<sup>1</sup> Gross Value Added = Turnover (excl. VAT) less Total Purchases (excl. VAT) plus Closing Stock (excl. VAT) less Opening Stock (excl. VAT)



**Table 3 (cont'd) Principal Aggregates for all Enterprises classified by NACE Rev. 1.1 and by Turnover in the State, 2005**

NACE Rev. 1.1	Principal Activity and Annual Turnover (excl. VAT)	Total Number of Enterprises	Turnover excl. VAT (€000)	Total Purchases excl. VAT (€000)	VAT on Turnover (€000)	Opening Stock excl. VAT (€000)	Closing Stock excl. VAT (€000)	Gross <sup>1</sup> Value Added (€000)
<b>Section I</b>	<b>Transport, storage and communication</b>							
60 - 62	Land transport; transport via pipelines Water and Air transport							
	Under 100,000	1,490	105,349	55,096	18,774	285	227	50,194
	100,000 and under 1,000,000	2,310	623,813	348,245	101,923	1,931	2,856	276,492
	1,000,000 and under 5,000,000	341	732,894	477,143	89,057	2,049	2,561	256,263
	5,000,000 and over	80	4,872,148	2,954,610	89,080	47,772	59,849	1,929,616
	Sub-total	4,221	6,334,204	3,835,092	298,836	52,038	65,492	2,512,567
63	Supporting and auxiliary transport activities; activities of travel agencies							
	Under 100,000	135	6,992	2,262	864	223	290	4,798
	100,000 and under 1,000,000	432	180,827	123,322	14,263	1,247	1,734	57,993
	1,000,000 and under 5,000,000	370	1,024,538	761,206	37,778	7,105	5,476	261,704
	5,000,000 and over	174	4,903,111	3,264,307	155,424	20,030	20,744	1,639,518
	Sub-total	1,112	6,115,469	4,151,097	208,328	28,604	28,245	1,964,013

<sup>1</sup> Gross Value Added = Turnover (excl. VAT) less Total Purchases (excl. VAT) plus Closing Stock (excl. VAT) less Opening Stock (excl. VAT)



**Table 3 (cont'd) Principal Aggregates for all Enterprises classified by NACE Rev. 1.1 and by Turnover in the State, 2005**

NACE Rev. 1.1	Principal Activity and Annual Turnover (excl. VAT)	Total Number of Enterprises	Turnover excl. VAT (€000)	Total Purchases excl. VAT (€000)	VAT on Turnover (€000)	Opening Stock excl. VAT (€000)	Closing Stock excl. VAT (€000)	Gross <sup>1</sup> Value Added (€000)
<b>Section I (cont'd)</b>	<b>Transport, storage and communication</b>							
64	Post and telecommunications							
	Under 100,000	772	42,702	18,352	7,672	0	0	24,350
	100,000 and under 1,000,000	272	76,515	41,537	13,684	198	214	34,995
	1,000,000 and under 5,000,000	96	172,667	123,368	24,516	234	315	49,381
	5,000,000 and over	53	9,457,640	3,690,647	970,066	116,185	141,576	5,792,384
	Sub-total	1,193	9,749,524	3,873,903	1,015,938	116,617	142,105	5,901,109
	<b>Total Section I</b>	<b>6,526</b>	<b>22,199,198</b>	<b>11,860,093</b>	<b>1,523,101</b>	<b>197,259</b>	<b>235,843</b>	<b>10,377,689</b>
<b>Section K</b>	<b>Real estate, renting and business activities</b>							
70	Real estate activities							
	Under 100,000	3,169	128,413	311,712	13,982	284,484	459,973	-7,810
	100,000 and under 1,000,000	2,351	748,374	396,421	76,425	567,855	705,324	489,422
	1,000,000 and under 5,000,000	714	1,777,245	737,538	169,150	159,751	103,587	983,542
	5,000,000 and over	153	2,961,978	1,293,125	404,288	1,883,876	909,750	694,727
	Sub-total	6,388	5,616,011	2,738,797	663,845	2,895,967	2,178,634	2,159,881

<sup>1</sup> Gross Value Added = Turnover (excl. VAT) less Total Purchases (excl. VAT) plus Closing Stock (excl. VAT) less Opening Stock (excl. VAT)



**Table 3 (cont'd) Principal Aggregates for all Enterprises classified by NACE Rev. 1.1 and by Turnover in the State, 2005**

NACE Rev.1.1	Principal Activity and Annual Turnover (excl. VAT)	Total Number of Enterprises	Turnover excl. VAT (€000)	Total Purchases excl. VAT (€000)	VAT on Turnover (€000)	Opening Stock excl. VAT (€000)	Closing Stock excl. VAT (€000)	Gross <sup>1</sup> Value Added (€000)
<b>Section K (cont'd)</b>	<b>Real estate, renting and business activities</b>							
71 - 72	Renting of machinery and equipment without operator and of personal and household goods; Computer and related activities							
	Under 100,000	3,525	190,845	86,630	30,419	8,106	7,121	103,230
	100,000 and under 1,000,000	2,053	602,023	302,666	79,277	18,043	25,196	306,509
	1,000,000 and under 5,000,000	318	741,503	421,598	90,229	26,972	30,086	323,018
	5,000,000 and over	205	10,325,534	5,625,417	370,786	95,089	117,822	4,722,849
	Sub-total	6,102	11,859,905	6,436,313	570,712	148,210	180,224	5,455,606
73 - 74	Research and development; Other business activities							
	Under 100,000	9,403	523,716	341,003	89,395	2,288	3,631	184,055
	100,000 and under 1,000,000	7,878	2,563,162	871,964	444,291	31,070	36,810	1,696,938
	1,000,000 and under 5,000,000	1,139	2,523,064	997,362	387,228	42,981	39,584	1,522,304
	5,000,000 and over	375	11,849,859	6,896,851	1,561,970	261,598	228,944	4,920,354
	Sub-total	18,793	17,459,801	9,107,182	2,482,884	337,937	308,971	8,323,651
	<b>Total Section K</b>	<b>31,283</b>	<b>34,935,716</b>	<b>18,282,292</b>	<b>3,717,441</b>	<b>3,382,114</b>	<b>2,667,828</b>	<b>15,939,138</b>

<sup>1</sup> Gross Value Added = Turnover (excl. VAT) less Total Purchases (excl. VAT) plus Closing Stock (excl. VAT) less Opening Stock (excl. VAT)



**Table 3 (cont'd) Principal Aggregates for all Enterprises classified by NACE Rev. 1.1 and by Turnover in the State, 2005**

NACE Rev. 1.1	Principal Activity and Annual Turnover (excl. VAT)	Total Number of Enterprises	Turnover excl. VAT (€000)	Total Purchases excl. VAT (€000)	VAT on Turnover (€000)	Opening Stock excl. VAT (€000)	Closing Stock excl. VAT (€000)	Gross <sup>1</sup> Value Added (€000)
<b>Section O</b>	<b>Other community, social and personal service activities</b>							
92	Recreational, cultural and sporting activities							
	Under 100,000	530	21,515	11,220	2,822	544	504	10,255
	100,000 and under 1,000,000	998	396,953	211,042	33,626	5,876	6,157	186,192
	1,000,000 and under 5,000,000	215	401,055	194,921	36,344	7,575	9,230	207,788
	5,000,000 and over	44	1,110,380	397,321	24,365	1,848	1,707	712,918
	Sub-total	1,787	1,929,904	814,504	97,158	15,844	17,598	1,117,153
93	Other service activities							
	Under 100,000	3,061	156,164	68,942	17,667	1,907	2,156	87,471
	100,000 and under 1,000,000	1,542	368,878	177,740	41,860	6,888	8,043	192,293
	1,000,000 and under 5,000,000	86	161,117	87,940	20,265	5,819	6,122	73,480
	5,000,000 and over	21	264,264	115,227	41,024	17,503	17,335	148,869
	Sub-total	4,709	950,423	449,848	120,817	32,117	33,655	502,113
	<b>Total Section O</b>	<b>6,496</b>	<b>2,880,327</b>	<b>1,264,352</b>	<b>217,975</b>	<b>47,961</b>	<b>51,252</b>	<b>1,619,266</b>
	<b>All NACE categories</b>							
	Under 100,000	30,130	1,709,530	1,278,388	247,681	348,760	530,767	613,149
	100,000 and under 1,000,000	40,372	14,567,121	9,412,083	2,136,321	1,426,482	1,625,497	5,354,053
	1,000,000 and under 5,000,000	10,057	22,139,622	15,365,118	2,952,617	1,456,528	1,503,173	6,821,148
	5,000,000 and over	3,428	129,146,147	95,982,206	13,113,866	7,828,631	7,747,274	33,082,583
	<b>Total All Sections</b>	<b>83,988</b>	<b>167,562,420</b>	<b>122,037,795</b>	<b>18,450,486</b>	<b>11,060,401</b>	<b>11,406,710</b>	<b>45,870,934</b>

<sup>1</sup> Gross Value Added = Turnover (excl. VAT) less Total Purchases (excl. VAT) plus Closing Stock (excl. VAT) less Opening Stock (excl. VAT)



**Table 4 Supplementary Aggregates for all Enterprises classified by NACE Rev. 1.1 and by Turnover in the State, 2005**

NACE Rev.1.1	Principal Activity and Annual Turnover (excl. VAT)	Turnover excl. VAT (€000)	Capital Acquisitions excl. VAT (€000)	Capital Disposals excl. VAT (€000)	Personnel Costs (€000)	Wages and Salaries (€000)	Number <sup>1</sup> of Persons Engaged	Full-time Employees	Part-time Employees	Total <sup>1</sup> Number of Employees
<b>Section G Wholesale and retail trade; repair of motor vehicles, motorcycles and personal and household goods</b>										
50	Sale, maintenance and repair of motor vehicles and motorcycles; retail sale of automotive fuel									
	Under 100,000	57,319	6,332	447	4,595	4,225	1,343	251	68	320
	100,000 and under 1,000,000	1,005,602	31,337	7,179	114,503	105,382	8,103	4,923	745	5,668
	1,000,000 and under 5,000,000	2,490,348	142,456	17,052	189,035	171,519	9,493	6,484	2,443	8,927
	5,000,000 and over	12,368,164	257,363	121,513	530,800	482,199	15,983	13,968	1,782	15,751
	Sub-total	15,921,433	437,488	146,190	838,933	763,326	34,922	25,627	5,039	30,665
51	Wholesale trade and commission trade, except of motor vehicles and motorcycles									
	Under 100,000	86,182	24,063	1,542	13,680	12,696	2,101	291	260	551
	100,000 and under 1,000,000	1,067,748	71,682	13,384	196,530	182,818	8,748	5,120	1,809	6,929
	1,000,000 and under 5,000,000	4,226,326	120,697	27,045	511,607	456,178	16,543	13,869	1,727	15,595
	5,000,000 and over	51,780,770	591,510	275,182	2,263,985	2,021,411	53,273	48,859	4,070	52,929
	Sub-total	57,161,026	807,953	317,153	2,985,802	2,673,103	80,665	68,139	7,866	76,005

<sup>1</sup> Persons engaged and employment details shown relate to the week-ending 9 September 2005



**Table 4 (cont'd) Supplementary Aggregates for all Enterprises classified by NACE Rev. 1.1 and by Turnover in the State, 2005**

NACE Rev.1.1	Principal Activity and Annual Turnover (excl. VAT)	Turnover excl. VAT (€000)	Capital Acquisitions excl. VAT (€000)	Capital Disposals excl. VAT (€000)	Personnel Costs (€000)	Wages and Salaries (€000)	Number <sup>1</sup> of Persons Engaged	Full-time Employees	Part-time Employees	Total <sup>1</sup> Number of Employees
<b>Section G</b>	<b>Wholesale and retail trade; repair of motor vehicles, motorcycles and personal and household goods</b>									
52	Retail trade, except of motor vehicles and motorcycles; repair of personal and household goods									
	Under 100,000	215,869	15,216	3,343	11,358	10,600	5,796	531	785	1,316
	100,000 and under 1,000,000	4,289,150	194,697	43,206	452,905	418,337	36,980	16,694	10,306	26,999
	1,000,000 and under 5,000,000	5,285,115	163,827	77,830	671,796	610,467	35,851	21,793	12,342	34,135
	5,000,000 and over	15,563,587	1,124,015	455,035	2,047,046	1,901,666	91,608	40,288	51,012	91,301
	Sub-total	25,353,722	1,497,754	579,414	3,183,104	2,941,070	170,235	79,306	74,445	153,752
	<b>Total Section G</b>	<b>98,436,180</b>	<b>2,743,195</b>	<b>1,042,758</b>	<b>7,007,839</b>	<b>6,377,499</b>	<b>285,822</b>	<b>173,072</b>	<b>87,350</b>	<b>260,422</b>
<b>Section H</b>	<b>Hotels and restaurants</b>									
55	Hotels and restaurants									
	Under 100,000	174,464	4,394	1,108	18,192	16,664	5,373	820	1,486	2,306
	100,000 and under 1,000,000	2,644,076	142,472	47,068	523,511	480,594	46,901	19,838	18,617	38,456
	1,000,000 and under 5,000,000	2,603,749	234,277	31,406	744,810	677,707	41,011	23,573	16,648	40,221
	5,000,000 and over	3,688,710	262,858	121,097	747,049	678,143	36,621	23,673	12,623	36,296
	Sub-total	9,110,999	644,002	200,679	2,033,562	1,853,107	129,906	67,904	49,374	117,278
	<b>Total Section H</b>	<b>9,110,999</b>	<b>644,002</b>	<b>200,679</b>	<b>2,033,562</b>	<b>1,853,107</b>	<b>129,906</b>	<b>67,904</b>	<b>49,374</b>	<b>117,278</b>

<sup>1</sup> Persons engaged and employment details shown relate to the week-ending 9 September 2005



**Table 4 (cont'd) Supplementary Aggregates for all Enterprises classified by NACE Rev. 1.1 and by Turnover in the State, 2005**

NACE Rev.1.1	Principal Activity and Annual Turnover (excl. VAT)	Turnover excl. VAT (€000)	Capital Acquisitions excl. VAT (€000)	Capital Disposals excl. VAT (€000)	Personnel Costs (€000)	Wages and Salaries (€000)	Number <sup>1</sup> of Persons Engaged	Full-time Employees	Part-time Employees	Total <sup>1</sup> Number of Employees
<b>Section I Transport, storage and communication</b>										
60 - 62	Land transport; transport via pipelines									
	Water and Air transport									
	Under 100,000	105,349	11,510	9,324	5,282	4,830	1,896	227	78	305
	100,000 and under 1,000,000	623,813	129,570	21,906	100,173	91,167	6,194	3,597	562	4,160
	1,000,000 and under 5,000,000	732,894	95,889	35,936	119,431	108,496	4,785	4,265	283	4,548
	5,000,000 and over	4,872,148	1,144,112	324,063	1,198,175	1,094,732	25,205	25,005	157	25,160
	Sub-total	6,334,204	1,381,080	391,230	1,423,062	1,299,225	38,079	33,094	1,079	34,173
63	Supporting and auxiliary transport activities; activities of travel agencies									
	Under 100,000	6,992	3,865	0	1,368	1,308	345	56	26	81
	100,000 and under 1,000,000	180,827	3,698	817	30,499	27,527	1,604	894	363	1,257
	1,000,000 and under 5,000,000	1,024,538	62,045	27,465	118,333	105,966	4,104	3,182	724	3,906
	5,000,000 and over	4,903,111	164,816	20,180	599,756	541,622	15,267	14,241	924	15,165
	Sub-total	6,115,469	234,424	48,462	749,955	676,423	21,320	18,373	2,036	20,409

<sup>1</sup> Persons engaged and employment details shown relate to the week-ending 9 September 2005



**Table 4 (cont'd) Supplementary Aggregates for all Enterprises classified by NACE Rev. 1.1 and by Turnover in the State, 2005**

NACE Rev.1.1	Principal Activity and Annual Turnover (excl. VAT)	Turnover excl. VAT (€000)	Capital Acquisitions excl. VAT (€000)	Capital Disposals excl. VAT (€000)	Personnel Costs (€000)	Wages and Salaries (€000)	Number <sup>1</sup> of Persons Engaged	Full-time Employees	Part-time Employees	Total <sup>1</sup> Number of Employees
<b>Section I (cont'd)</b>	<b>Transport, storage and communication</b>									
64	Post and telecommunications									
	Under 100,000	42,702	3,341	401	3,125	3,096	990	163	0	163
	100,000 and under 1,000,000	76,515	4,355	1,121	19,700	18,502	1,114	626	239	864
	1,000,000 and under 5,000,000	172,667	6,584	350	35,969	33,194	881	792	52	844
	5,000,000 and over	9,457,640	623,165	84,081	1,088,811	1,011,371	25,917	24,230	1,663	25,894
	Sub-total	9,749,524	637,445	85,952	1,147,605	1,066,163	28,902	25,812	1,954	27,766
	<b>Total Section I</b>	<b>22,199,198</b>	<b>2,252,949</b>	<b>525,644</b>	<b>3,320,621</b>	<b>3,041,811</b>	<b>88,301</b>	<b>77,278</b>	<b>5,070</b>	<b>82,348</b>
<b>Section K</b>	<b>Real estate, renting and business activities</b>									
70	Real estate activities									
	Under 100,000	128,413	191,126	9,606	12,334	11,294	5,989	492	104	596
	100,000 and under 1,000,000	748,374	634,187	154,526	110,209	100,140	7,368	3,035	654	3,689
	1,000,000 and under 5,000,000	1,777,245	235,523	271,631	156,350	144,570	3,392	2,052	270	2,322
	5,000,000 and over	2,961,978	161,772	21,557	131,102	118,079	2,465	2,030	93	2,123
	Sub-total	5,616,011	1,222,608	457,320	409,995	374,083	19,214	7,609	1,121	8,730

<sup>1</sup> Persons engaged and employment details shown relate to the week-ending 9 September 2005



**Table 4 (cont'd) Supplementary Aggregates for all Enterprises classified by NACE Rev. 1.1 and by Turnover in the State, 2005**

NACE Rev.1.1	Principal Activity and Annual Turnover (excl. VAT)	Turnover excl. VAT (€000)	Capital Acquisitions excl. VAT (€000)	Capital Disposals excl. VAT (€000)	Personnel Costs (€000)	Wages and Salaries (€000)	Number <sup>1</sup> of Persons Engaged	Full-time Employees	Part-time Employees	Total <sup>1</sup> Number of Employees
<b>Section K (cont'd)</b>	<b>Real estate, renting and business activities</b>									
71 - 72	Renting of machinery and equipment without operator and of personal and household goods; Computer and related activities									
	Under 100,000	190,845	21,317	7,047	94,444	89,066	6,408	2,262	481	2,743
	100,000 and under 1,000,000	602,023	50,921	10,119	191,358	174,206	6,949	4,609	797	5,406
	1,000,000 and under 5,000,000	741,503	33,499	11,461	258,602	232,045	6,187	5,698	347	6,045
	5,000,000 and over	10,325,534	449,070	177,286	927,730	828,664	20,389	19,081	1,241	20,321
	Sub-total	11,859,905	554,807	205,913	1,472,135	1,323,981	39,932	31,649	2,867	34,515
73 - 74	Research and development; Other business activities									
	Under 100,000	523,716	133,303	2,550	107,831	92,213	14,668	2,836	1,340	4,176
	100,000 and under 1,000,000	2,563,162	153,874	17,453	763,013	689,679	33,623	20,403	5,913	26,316
	1,000,000 and under 5,000,000	2,523,064	86,795	245,126	887,690	805,097	25,960	20,105	4,974	25,080
	5,000,000 and over	11,849,859	176,753	24,276	2,159,016	1,921,643	57,108	42,964	13,320	56,283
	Sub-total	17,459,801	550,725	289,405	3,917,550	3,508,633	131,358	86,308	25,548	111,855
	<b>Total Section K</b>	<b>34,935,716</b>	<b>2,328,140</b>	<b>952,639</b>	<b>5,799,679</b>	<b>5,206,696</b>	<b>190,504</b>	<b>125,566</b>	<b>29,535</b>	<b>155,101</b>

<sup>1</sup> Persons engaged and employment details shown relate to the week-ending 9 September 2005



**Table 4 (cont'd) Supplementary Aggregates for all Enterprises classified by NACE Rev. 1.1 and by Turnover in the State, 2005**

NACE Rev.1.1	Principal Activity and Annual Turnover (excl. VAT)	Turnover excl. VAT (€000)	Capital Acquisitions excl. VAT (€000)	Capital Disposals excl. VAT (€000)	Personnel Costs (€000)	Wages and Salaries (€000)	Number <sup>1</sup> of Persons Engaged	Full-time Employees	Part-time Employees	Total <sup>1</sup> Number of Employees
<b>Section O Other community, social and personal service activities</b>										
92	Recreational, cultural and sporting activities									
	Under 100,000	21,515	1,766	1,870	2,583	2,342	1,031	112	271	384
	100,000 and under 1,000,000	396,953	49,442	3,634	109,603	97,448	7,159	3,423	2,770	6,193
	1,000,000 and under 5,000,000	401,055	84,578	7,479	144,869	131,514	7,274	4,113	2,971	7,084
	5,000,000 and over	1,110,380	97,071	9,152	200,347	179,075	7,100	4,081	2,972	7,053
	Sub-total	1,929,904	232,857	22,135	457,401	410,379	22,564	11,729	8,985	20,714
93	Other service activities									
	Under 100,000	156,164	6,826	1,392	35,953	33,107	6,190	1,676	1,628	3,304
	100,000 and under 1,000,000	368,878	60,603	2,271	125,801	116,373	8,433	5,200	2,108	7,308
	1,000,000 and under 5,000,000	161,117	13,926	306	61,475	55,177	2,341	1,904	407	2,311
	5,000,000 and over	264,264	14,437	3,887	118,642	106,992	6,357	4,198	2,157	6,355
	Sub-total	950,423	95,792	7,856	341,872	311,649	23,320	12,978	6,300	19,278
<b>Total Section O</b>		<b>2,880,327</b>	<b>328,649</b>	<b>29,991</b>	<b>799,273</b>	<b>722,029</b>	<b>45,885</b>	<b>24,707</b>	<b>15,285</b>	<b>39,992</b>
<b>All NACE categories</b>										
	Under 100,000	1,709,530	423,059	38,630	310,746	281,441	52,131	9,718	6,527	16,245
	100,000 and under 1,000,000	14,567,121	1,526,840	322,684	2,737,803	2,502,174	173,175	88,361	44,884	133,245
	1,000,000 and under 5,000,000	22,139,622	1,280,095	753,087	3,899,966	3,531,931	157,821	107,831	43,188	151,019
	5,000,000 and over	129,146,147	5,066,941	1,637,309	12,012,460	10,885,597	357,292	262,617	92,015	354,633
<b>Total All Sections</b>		<b>167,562,420</b>	<b>8,296,935</b>	<b>2,751,710</b>	<b>18,960,974</b>	<b>17,201,143</b>	<b>740,419</b>	<b>468,527</b>	<b>186,614</b>	<b>655,141</b>

<sup>1</sup> Persons engaged and employment details shown relate to the week-ending 9 September 2005



**Table 5 Principal Aggregates for all Enterprises classified by NACE Rev. 1.1 and by Number of Persons Engaged in the State, 2005**

NACE Rev.1.1	Principal Activity and Number of Persons Engaged (week-ending 9 September 2005)	Total Number of Enterprises	Turnover <sup>1</sup> excl. VAT (€000)	Total Purchases <sup>1</sup> excl. VAT (€000)	VAT on Turnover (€000)	Opening Stock excl. VAT (€000)	Closing Stock excl. VAT (€000)	Gross <sup>2</sup> Value Added (€000)
<b>Section G Wholesale and retail trade; repair of motor vehicles, motorcycles and personal and household goods</b>								
50	Sale, maintenance and repair of motor vehicles and motorcycles; retail sale of automotive fuel							
	1 - 9 Persons engaged	4,491	3,033,041	2,704,521	529,273	308,745	339,737	359,512
	10 - 19 Persons engaged	506	2,758,254	2,621,772	498,338	363,431	516,342	289,392
	20 - 49 Persons engaged	272	4,783,002	4,546,806	795,356	559,425	665,089	341,859
	50 or more Persons engaged	72	5,347,137	5,053,982	988,664	749,850	846,939	390,244
	Sub-total	5,341	15,921,433	14,927,082	2,811,631	1,981,451	2,368,107	1,381,007
51	Wholesale trade and commission trade, except of motor vehicles and motorcycles							
	1 - 9 Persons engaged	5,906	9,762,698	8,696,570	692,871	480,350	541,463	1,127,241
	10 - 19 Persons engaged	602	5,529,658	4,174,004	430,432	294,859	317,746	1,378,540
	20 - 49 Persons engaged	464	10,472,835	8,817,152	1,196,278	645,509	679,411	1,689,585
	50 or more Persons engaged	257	31,395,836	27,679,241	3,106,569	1,637,389	1,985,847	4,065,053
	Sub-total	7,230	57,161,026	49,366,966	5,426,150	3,058,106	3,524,466	8,260,420

<sup>1</sup> Turnover (excl. VAT) and Total Purchases (excl. VAT) indicated for NACE 50 include Vehicle Registration Tax

<sup>2</sup> Gross Value Added = Turnover (excl. VAT) ) less Total Purchases (excl. VAT) plus Closing Stock (excl. VAT) less Opening Stock (excl. VAT)



**Table 5 (cont'd) Principal Aggregates for all Enterprises classified by NACE Rev. 1.1 and by Number of Persons Engaged in the State, 2005**

NACE Rev.1.1	Principal Activity and Number of Persons Engaged (week-ending 9 September 2005)	Total Number of Enterprises	Turnover excl. VAT (€000)	Total Purchases excl. VAT (€000)	VAT on Turnover (€000)	Opening Stock excl. VAT (€000)	Closing Stock excl. VAT (€000)	Gross <sup>1</sup> Value Added (€000)
<b>Section G (cont'd)</b>	<b>Wholesale and retail trade; repair of motor vehicles, motorcycles and personal and household goods</b>							
52	Retail trade, except of motor vehicles and motorcycles; repair of personal and household goods							
	1 - 9 Persons engaged	14,443	6,292,634	5,229,371	821,955	706,046	772,003	1,129,220
	10 - 19 Persons engaged	1,308	2,544,409	2,030,769	354,269	254,326	267,419	526,734
	20 - 49 Persons engaged	554	2,116,488	1,705,820	288,112	206,349	223,242	427,562
	50 or more Persons engaged	360	14,400,191	11,426,669	1,843,658	1,016,525	1,063,396	3,020,393
	Sub-total	16,664	25,353,722	20,392,628	3,307,993	2,183,245	2,326,061	5,103,910
	<b>Total Section G</b>	<b>29,235</b>	<b>98,436,180</b>	<b>84,686,676</b>	<b>11,545,775</b>	<b>7,222,802</b>	<b>8,218,634</b>	<b>14,745,337</b>
<b>Section H</b>	<b>Hotels and restaurants</b>							
55	Hotels and restaurants							
	1 - 9 Persons engaged	7,987	4,030,425	2,966,627	641,220	113,575	115,792	1,066,015
	10 - 19 Persons engaged	1,353	1,086,704	704,294	184,943	28,926	29,702	383,185
	20 - 49 Persons engaged	626	1,028,683	633,401	168,975	22,236	22,706	395,752
	50 or more Persons engaged	481	2,965,187	1,640,060	451,056	45,528	64,953	1,344,553
	Sub-total	10,447	9,110,999	5,944,382	1,446,194	210,266	233,153	3,189,505
	<b>Total Section H</b>	<b>10,447</b>	<b>9,110,999</b>	<b>5,944,382</b>	<b>1,446,194</b>	<b>210,266</b>	<b>233,153</b>	<b>3,189,505</b>

<sup>1</sup> Gross Value Added = Turnover (excl. VAT) ) less Total Purchases (excl. VAT) plus Closing Stock (excl. VAT) less Opening Stock (excl. VAT)



**Table 5 (cont'd) Principal Aggregates for all Enterprises classified by NACE Rev. 1.1 and by Number of Persons Engaged in the State, 2005**

NACE Rev.1.1	Principal Activity and Number of Persons Engaged (week-ending 9 September 2005)	Total Number of Enterprises	Turnover excl. VAT (€000)	Total Purchases excl. VAT (€000)	VAT on Turnover (€000)	Opening Stock excl. VAT (€000)	Closing Stock excl. VAT (€000)	Gross <sup>1</sup> Value Added (€000)
<b>Section I Transport, storage and communication</b>								
60 - 62	Land transport; transport via pipelines							
	Water and Air transport							
	1 - 9 Persons engaged	3,881	1,268,897	639,947	141,560	2,506	3,525	629,969
	10 - 19 Persons engaged	188	256,290	143,270	41,412	801	1,269	113,488
	20 - 49 Persons engaged	102	336,763	223,877	37,724	2,188	2,249	112,947
	50 or more Persons engaged	52	4,472,254	2,827,997	78,140	46,543	58,448	1,656,164
	Sub-total	4,221	6,334,204	3,835,092	298,836	52,038	65,492	2,512,567
63	Supporting and auxiliary transport activities; activities of travel agencies							
	1 - 9 Persons engaged	806	1,827,686	1,189,276	24,785	6,840	6,431	638,001
	10 - 19 Persons engaged	166	701,996	574,619	29,162	267	275	127,384
	20 - 49 Persons engaged	71	875,883	783,667	23,006	2,696	2,349	91,868
	50 or more Persons engaged	70	2,709,904	1,603,535	131,374	18,800	19,191	1,106,759
	Sub-total	1,112	6,115,469	4,151,097	208,328	28,604	28,245	1,964,013

<sup>1</sup> Gross Value Added = Turnover (excl. VAT) ) less Total Purchases (excl. VAT) plus Closing Stock (excl. VAT) less Opening Stock (excl. VAT)



**Table 5 (cont'd) Principal Aggregates for all Enterprises classified by NACE Rev. 1.1 and by Number of Persons Engaged in the State, 2005**

NACE Rev.1.1	Principal Activity and Number of Persons Engaged (week-ending 9 September 2005)	Total Number of Enterprises	Turnover excl. VAT (€000)	Total Purchases excl. VAT (€000)	VAT on Turnover (€000)	Opening Stock excl. VAT (€000)	Closing Stock excl. VAT (€000)	Gross <sup>1</sup> Value Added (€000)
<b>Section I (cont'd)</b>	<b>Transport, storage and communication</b>							
64	Post and telecommunications							
	1 - 9 Persons engaged	1,128	349,536	238,639	36,993	12,093	9,288	108,092
	10 - 19 Persons engaged	16	91,263	77,947	18,632	58	80	13,339
	20 - 49 Persons engaged	24	2,413,417	677,540	11,791	116	206	1,735,967
	50 or more Persons engaged	25	6,895,308	2,879,777	948,522	104,351	132,531	4,043,711
	Sub-total	1,193	9,749,524	3,873,903	1,015,938	116,617	142,105	5,901,109
	<b>Total Section I</b>	<b>6,526</b>	<b>22,199,198</b>	<b>11,860,093</b>	<b>1,523,101</b>	<b>197,259</b>	<b>235,843</b>	<b>10,377,689</b>
<b>Section K</b>	<b>Real estate, renting and business activities</b>							
70	Real estate activities							
	1 - 9 Persons engaged	6,240	4,569,024	2,113,091	504,108	2,832,624	2,091,843	1,715,153
	10 - 19 Persons engaged	110	689,889	496,007	105,403	62,927	86,381	217,335
	20 - 49 Persons engaged	27	142,437	65,754	20,688	89	83	76,677
	50 or more Persons engaged	11	214,660	63,945	33,646	327	327	150,715
	Sub-total	6,388	5,616,011	2,738,797	663,845	2,895,967	2,178,634	2,159,881

<sup>1</sup> Gross Value Added = Turnover (excl. VAT) ) less Total Purchases (excl. VAT) plus Closing Stock (excl. VAT) less Opening Stock (excl. VAT)



**Table 5 (cont'd) Principal Aggregates for all Enterprises classified by NACE Rev. 1.1 and by Number of Persons Engaged in the State, 2005**

NACE Rev.1.1	Principal Activity and Number of Persons Engaged (week-ending 9 September 2005)	Total Number of Enterprises	Turnover excl. VAT (€000)	Total Purchases excl. VAT (€000)	VAT on Turnover (€000)	Opening Stock excl. VAT (€000)	Closing Stock excl. VAT (€000)	Gross <sup>1</sup> Value Added (€000)
<b>Section K (cont'd)</b>	<b>Real estate, renting and business activities</b>							
71 - 72	Renting of machinery and equipment without operator and of personal and household goods; Computer and related activities							
	1 - 9 Persons engaged	5,651	2,472,254	658,055	155,321	29,439	34,709	1,819,469
	10 - 19 Persons engaged	189	873,534	726,901	50,743	34,735	31,897	143,795
	20 - 49 Persons engaged	149	1,357,244	953,557	79,480	16,929	19,339	406,098
	50 or more Persons engaged	114	7,156,873	4,097,799	285,167	67,106	94,278	3,086,245
	Sub-total	6,102	11,859,905	6,436,313	570,712	148,210	180,224	5,455,606
73 - 74	Research and development; Other business activities							
	1 - 9 Persons engaged	17,252	4,336,525	2,047,769	735,539	48,818	49,569	2,289,507
	10 - 19 Persons engaged	796	2,173,547	1,424,321	345,599	36,786	40,371	752,812
	20 - 49 Persons engaged	400	1,876,588	713,085	221,720	28,350	23,998	1,159,150
	50 or more Persons engaged	346	9,073,141	4,922,009	1,180,026	223,983	195,032	4,122,181
	Sub-total	18,793	17,459,801	9,107,182	2,482,884	337,937	308,971	8,323,651
	<b>Total Section K</b>	<b>31,283</b>	<b>34,935,716</b>	<b>18,282,292</b>	<b>3,717,441</b>	<b>3,382,114</b>	<b>2,667,828</b>	<b>15,939,138</b>

<sup>1</sup> Gross Value Added = Turnover (excl. VAT) ) less Total Purchases (excl. VAT) plus Closing Stock (excl. VAT) less Opening Stock (excl. VAT)



**Table 5 (cont'd) Principal Aggregates for all Enterprises classified by NACE Rev. 1.1 and by Number of Persons Engaged in the State, 2005**

NACE Rev.1.1	Principal Activity and Number of Persons Engaged (week-ending 9 September 2005)	Total Number of Enterprises	Turnover excl. VAT (€000)	Total Purchases excl. VAT (€000)	VAT on Turnover (€000)	Opening Stock excl. VAT (€000)	Closing Stock excl. VAT (€000)	Gross <sup>1</sup> Value Added (€000)
<b>Section O</b>	<b>Other community, social and personal service activities</b>							
92	Recreational, cultural and sporting activities							
	1 - 9 Persons engaged	1,288	302,924	160,581	23,707	3,390	3,879	142,831
	10 - 19 Persons engaged	266	287,030	107,907	15,387	3,263	3,177	179,038
	20 - 49 Persons engaged	159	247,788	126,186	27,001	5,710	6,996	122,888
	50 or more Persons engaged	74	1,092,161	419,831	31,063	3,480	3,546	672,396
	Sub-total	1,787	1,929,904	814,504	97,158	15,844	17,598	1,117,153
93	Other service activities							
	1 - 9 Persons engaged	4,492	511,063	253,489	60,252	10,023	11,015	258,566
	10 - 19 Persons engaged	135	102,895	53,591	12,982	3,306	3,752	49,749
	20 - 49 Persons engaged	55	83,366	46,354	10,507	3,644	4,244	37,611
	50 or more Persons engaged	27	253,100	96,414	37,075	15,144	14,645	156,187
	Sub-total	4,709	950,423	449,848	120,817	32,117	33,655	502,113
	<b>Total Section O</b>	<b>6,496</b>	<b>2,880,327</b>	<b>1,264,352</b>	<b>217,975</b>	<b>47,961</b>	<b>51,252</b>	<b>1,619,266</b>
	<b>All NACE categories</b>							
	1 - 9 Persons engaged	73,565	38,756,706	26,897,935	4,367,584	4,554,448	3,979,254	11,283,576
	10 - 19 Persons engaged	5,634	17,095,469	13,135,401	2,087,304	1,083,685	1,298,410	4,174,792
	20 - 49 Persons engaged	2,901	25,734,495	19,293,200	2,880,638	1,493,241	1,649,911	6,597,964
	50 or more Persons engaged	1,888	85,975,751	62,711,259	9,114,960	3,929,026	4,479,135	23,814,601
	<b>Total All Sections</b>	<b>83,988</b>	<b>167,562,420</b>	<b>122,037,795</b>	<b>18,450,486</b>	<b>11,060,401</b>	<b>11,406,710</b>	<b>45,870,934</b>

<sup>1</sup> Gross Value Added = Turnover (excl. VAT) ) less Total Purchases (excl. VAT) plus Closing Stock (excl. VAT) less Opening Stock (excl. VAT)



**Table 6 Supplementary Aggregates for all Enterprises classified by NACE Rev. 1.1 and by Number of Persons Engaged in the State, 2005**

NACE Rev.1.1	Principal Activity and Number of Persons Engaged (week-ending 9 September 2005)	Turnover excl. VAT (€000)	Capital Acquisitions excl. VAT (€000)	Capital Disposals excl. VAT (€000)	Personnel Costs (€000)	Wages and Salaries (€000)	Number <sup>1</sup> of Persons Engaged	Full-time Employees	Part-time Employees	Total <sup>1</sup> Number of Employees
<b>Section G Wholesale and retail trade; repair of motor vehicles, motorcycles and personal and household goods</b>										
50	Sale, maintenance and repair of motor vehicles and motorcycles; retail sale of automotive fuel									
	1 - 9 Persons engaged	3,033,041	61,075	21,127	205,756	189,042	13,027	7,801	1,392	9,193
	10 - 19 Persons engaged	2,758,254	140,598	15,435	174,614	157,708	7,315	5,593	1,501	7,094
	20 - 49 Persons engaged	4,783,002	79,817	15,719	222,087	202,255	8,043	6,400	1,482	7,882
	50 or more Persons engaged	5,347,137	155,998	93,909	236,476	214,321	6,537	5,834	663	6,497
	Sub-total	15,921,433	437,488	146,190	838,933	763,326	34,922	25,627	5,039	30,665
51	Wholesale trade and commission trade, except of motor vehicles and motorcycles									
	1 - 9 Persons engaged	9,762,698	169,459	33,606	500,710	456,456	18,795	12,274	2,505	14,780
	10 - 19 Persons engaged	5,529,658	64,243	14,867	297,476	264,338	8,731	7,719	736	8,454
	20 - 49 Persons engaged	10,472,835	143,325	34,186	534,620	478,415	14,572	13,014	1,301	14,315
	50 or more Persons engaged	31,395,836	430,925	234,494	1,652,997	1,473,893	38,566	35,132	3,324	38,456
	Sub-total	57,161,026	807,953	317,153	2,985,802	2,673,103	80,665	68,139	7,866	76,005

<sup>1</sup> Persons engaged and employment details shown relate to the week-ending 9 September 2005



**Table 6 (cont'd) Supplementary Aggregates for all Enterprises classified by NACE Rev. 1.1 and by Number of Persons Engaged in the State, 2005**

NACE Rev.1.1	Principal Activity and Number of Persons Engaged (week-ending 9 September 2005)	Turnover excl. VAT (€000)	Capital Acquisitions excl. VAT (€000)	Capital Disposals excl. VAT (€000)	Personnel Costs (€000)	Wages and Salaries (€000)	Number <sup>1</sup> of Persons Engaged	Full-time Employees	Part-time Employees	Total <sup>1</sup> Number of Employees
<b>Section G Wholesale and retail trade; repair of motor vehicles, motorcycles and personal and household goods</b>										
52	Retail trade, except of motor vehicles and motorcycles; repair of personal and household goods									
	1 - 9 Persons engaged	6,292,634	240,963	121,610	593,342	547,989	46,067	20,155	10,993	31,148
	10 - 19 Persons engaged	2,544,409	63,109	13,050	334,009	302,729	18,515	11,327	6,182	17,509
	20 - 49 Persons engaged	2,116,488	94,973	15,244	312,518	281,974	16,916	10,092	6,472	16,563
	50 or more Persons engaged	14,400,191	1,098,710	429,510	1,943,235	1,808,378	88,737	37,733	50,799	88,532
	Sub-total	25,353,722	1,497,754	579,414	3,183,104	2,941,070	170,235	79,306	74,445	153,752
	<b>Total Section G</b>	<b>98,436,180</b>	<b>2,743,195</b>	<b>1,042,758</b>	<b>7,007,839</b>	<b>6,377,499</b>	<b>285,822</b>	<b>173,072</b>	<b>87,350</b>	<b>260,422</b>
<b>Section H Hotels and restaurants</b>										
55	Hotels and restaurants									
	1 - 9 Persons engaged	4,030,425	193,612	157,119	358,310	329,204	33,153	11,427	10,896	22,323
	10 - 19 Persons engaged	1,086,704	81,271	8,335	291,859	266,822	20,358	10,500	8,841	19,341
	20 - 49 Persons engaged	1,028,683	69,798	10,407	314,074	286,237	19,428	10,454	8,550	19,004
	50 or more Persons engaged	2,965,187	299,321	24,818	1,069,319	970,844	56,966	35,522	21,088	56,610
	Sub-total	9,110,999	644,002	200,679	2,033,562	1,853,107	129,906	67,904	49,374	117,278
	<b>Total Section H</b>	<b>9,110,999</b>	<b>644,002</b>	<b>200,679</b>	<b>2,033,562</b>	<b>1,853,107</b>	<b>129,906</b>	<b>67,904</b>	<b>49,374</b>	<b>117,278</b>

<sup>1</sup> Persons engaged and employment details shown relate to the week-ending 9 September 2005



**Table 6 (cont'd) Supplementary Aggregates for all Enterprises classified by NACE Rev. 1.1 and by Number of Persons Engaged in the State, 2005**

NACE Rev.1.1	Principal Activity and Number of Persons Engaged (week-ending 9 September 2005)	Turnover excl. VAT (€000)	Capital Acquisitions excl. VAT (€000)	Capital Disposals excl. VAT (€000)	Personnel Costs (€000)	Wages and Salaries (€000)	Number <sup>1</sup> of Persons Engaged	Full-time Employees	Part-time Employees	Total <sup>1</sup> Number of Employees
<b>Section I Transport, storage and communication</b>										
60 - 62	Land transport; transport via pipelines Water and Air transport									
	1 - 9 Persons engaged	1,268,897	170,965	31,245	108,249	99,161	7,843	3,577	639	4,215
	10 - 19 Persons engaged	256,290	34,434	19,563	60,317	54,353	2,564	2,253	182	2,435
	20 - 49 Persons engaged	336,763	36,447	18,943	72,357	65,174	2,727	2,499	119	2,618
	50 or more Persons engaged	4,472,254	1,139,236	321,479	1,182,138	1,080,537	24,944	24,765	140	24,905
	Sub-total	6,334,204	1,381,080	391,230	1,423,062	1,299,225	38,079	33,094	1,079	34,173
63	Supporting and auxiliary transport activities; activities of travel agencies									
	1 - 9 Persons engaged	1,827,686	30,825	25,599	61,730	55,451	2,811	1,635	517	2,152
	10 - 19 Persons engaged	701,996	36,812	1,727	72,571	65,819	2,307	1,876	294	2,170
	20 - 49 Persons engaged	875,883	9,213	9,269	71,447	63,312	2,146	1,850	245	2,096
	50 or more Persons engaged	2,709,904	157,575	11,866	544,207	491,841	14,057	13,012	980	13,991
	Sub-total	6,115,469	234,424	48,462	749,955	676,423	21,320	18,373	2,036	20,409

<sup>1</sup> Persons engaged and employment details shown relate to the week-ending 9 September 2005



**Table 6 (cont'd) Supplementary Aggregates for all Enterprises classified by NACE Rev. 1.1 and by Number of Persons Engaged in the State, 2005**

NACE Rev.1.1	Principal Activity and Number of Persons Engaged (week-ending 9 September 2005)	Turnover excl. VAT (€000)	Capital Acquisitions excl. VAT (€000)	Capital Disposals excl. VAT (€000)	Personnel Costs (€000)	Wages and Salaries (€000)	Number <sup>1</sup> of Persons Engaged	Full-time Employees	Part-time Employees	Total <sup>1</sup> Number of Employees
<b>Section I Transport, storage and (cont'd) communication</b>										
64	Post and telecommunications									
	1 - 9 Persons engaged	349,536	11,429	1,518	44,981	42,118	2,490	1,148	264	1,412
	10 - 19 Persons engaged	91,263	440	199	10,052	9,133	272	261	8	269
	20 - 49 Persons engaged	2,413,417	10,437	288	24,182	21,754	638	557	45	602
	50 or more Persons engaged	6,895,308	615,139	83,948	1,068,390	993,158	25,502	23,846	1,637	25,483
	Sub-total	9,749,524	637,445	85,952	1,147,605	1,066,163	28,902	25,812	1,954	27,766
	<b>Total Section I</b>	<b>22,199,198</b>	<b>2,252,949</b>	<b>525,644</b>	<b>3,320,621</b>	<b>3,041,811</b>	<b>88,301</b>	<b>77,278</b>	<b>5,070</b>	<b>82,348</b>
<b>Section K Real estate, renting and business activities</b>										
70	Real estate activities									
	1 - 9 Persons engaged	4,569,024	1,056,708	434,188	224,834	207,751	14,859	4,124	709	4,833
	10 - 19 Persons engaged	689,889	96,216	12,393	61,982	55,693	1,682	1,208	117	1,325
	20 - 49 Persons engaged	142,437	44,776	358	30,714	27,847	981	705	213	917
	50 or more Persons engaged	214,660	24,907	10,381	92,465	82,792	1,692	1,573	82	1,655
	Sub-total	5,616,011	1,222,608	457,320	409,995	374,083	19,214	7,609	1,121	8,730

<sup>1</sup> Persons engaged and employment details shown relate to the week-ending 9 September 2005



**Table 6 (cont'd) Supplementary Aggregates for all Enterprises classified by NACE Rev. 1.1 and by Number of Persons Engaged in the State, 2005**

NACE Rev.1.1	Principal Activity and Number of Persons Engaged (week-ending 9 September 2005)	Turnover excl. VAT (€000)	Capital Acquisitions excl. VAT (€000)	Capital Disposals excl. VAT (€000)	Personnel Costs (€000)	Wages and Salaries (€000)	Number <sup>1</sup> of Persons Engaged	Full-time Employees	Part-time Employees	Total <sup>1</sup> Number of Employees
<b>Section K Real estate, renting and business activities</b>										
71 - 72	Renting of machinery and equipment without operator and of personal and household goods; Computer and related activities									
	1 - 9 Persons engaged	2,472,254	69,245	13,614	274,694	252,394	12,533	6,189	1,153	7,343
	10 - 19 Persons engaged	873,534	19,091	11,708	113,428	101,880	2,820	2,540	164	2,705
	20 - 49 Persons engaged	1,357,244	199,555	44,390	212,573	191,968	4,746	4,332	336	4,668
	50 or more Persons engaged	7,156,873	266,917	136,201	871,439	777,739	19,833	18,587	1,213	19,800
	Sub-total	11,859,905	554,807	205,913	1,472,135	1,323,981	39,932	31,649	2,867	34,515
73 - 74	Research and development; Other business activities									
	1 - 9 Persons engaged	4,336,525	270,483	253,412	891,533	802,049	41,908	19,654	4,859	24,513
	10 - 19 Persons engaged	2,173,547	46,929	7,222	390,216	352,932	11,711	9,406	1,417	10,823
	20 - 49 Persons engaged	1,876,588	52,531	12,095	440,349	386,833	11,505	9,931	1,115	11,046
	50 or more Persons engaged	9,073,141	180,781	16,676	2,195,452	1,966,820	66,234	47,316	18,157	65,473
	Sub-total	17,459,801	550,725	289,405	3,917,550	3,508,633	131,358	86,308	25,548	111,855
	<b>Total Section K</b>	<b>34,935,716</b>	<b>2,328,140</b>	<b>952,639</b>	<b>5,799,679</b>	<b>5,206,696</b>	<b>190,504</b>	<b>125,566</b>	<b>29,535</b>	<b>155,101</b>

<sup>1</sup> Persons engaged and employment details shown relate to the week-ending 9 September 2005



**Table 6 (cont'd) Supplementary Aggregates for all Enterprises classified by NACE Rev. 1.1 and by Number of Persons Engaged in the State, 2005**

NACE Rev.1.1	Principal Activity and Number of Persons Engaged (week-ending 9 September 2005)	Turnover excl. VAT (€000)	Capital Acquisitions excl. VAT (€000)	Capital Disposals excl. VAT (€000)	Personnel Costs (€000)	Wages and Salaries (€000)	Number <sup>1</sup> of Persons Engaged	Full-time Employees	Part-time Employees	Total <sup>1</sup> Number of Employees
<b>Section O Other community, social and personal service activities</b>										
92	Recreational, cultural and sporting activities									
	1 - 9 Persons engaged	302,924	33,115	3,922	54,433	46,757	4,142	1,724	1,064	2,788
	10 - 19 Persons engaged	287,030	25,799	4,119	69,881	63,206	3,718	2,038	1,450	3,487
	20 - 49 Persons engaged	247,788	59,129	4,671	90,398	82,552	4,855	2,556	2,144	4,700
	50 or more Persons engaged	1,092,161	114,814	9,422	242,688	217,864	9,849	5,411	4,327	9,738
	Sub-total	1,929,904	232,857	22,135	457,401	410,379	22,564	11,729	8,985	20,714
93	Other service activities									
	1 - 9 Persons engaged	511,063	58,150	3,394	140,808	130,128	12,448	5,526	3,039	8,566
	10 - 19 Persons engaged	102,895	11,976	331	37,609	33,821	1,962	1,324	540	1,864
	20 - 49 Persons engaged	83,366	11,289	273	33,190	30,099	1,613	1,200	364	1,564
	50 or more Persons engaged	253,100	14,377	3,857	130,265	117,601	7,298	4,929	2,356	7,285
	Sub-total	950,423	95,792	7,856	341,872	311,649	23,320	12,978	6,300	19,278
	<b>Total Section O</b>	<b>2,880,327</b>	<b>328,649</b>	<b>29,991</b>	<b>799,273</b>	<b>722,029</b>	<b>45,885</b>	<b>24,707</b>	<b>15,285</b>	<b>39,992</b>
<b>All NACE categories</b>										
	1 - 9 Persons engaged	38,756,706	2,366,029	1,100,354	3,459,382	3,158,501	210,077	95,235	38,029	133,264
	10 - 19 Persons engaged	17,095,469	620,917	108,950	1,914,015	1,728,436	81,955	56,044	21,432	77,477
	20 - 49 Persons engaged	25,734,495	811,289	165,844	2,358,508	2,118,418	88,172	63,589	22,386	85,975
	50 or more Persons engaged	85,975,751	4,498,700	1,376,562	11,229,069	10,195,788	360,216	253,659	104,767	358,426
	<b>Total All Sections</b>	<b>167,562,420</b>	<b>8,296,935</b>	<b>2,751,710</b>	<b>18,960,974</b>	<b>17,201,143</b>	<b>740,419</b>	<b>468,527</b>	<b>186,614</b>	<b>655,141</b>

<sup>1</sup> Persons engaged and employment details shown relate to the week-ending 9 September 2005



**Table 7 Principal Aggregates for all Enterprises classified by NACE Rev. 1.1 and by Legal Form of Ownership in the State, 2005**

NACE Rev.1.1	Principal Activity and Legal Form of Ownership	Total Number of Enterprises	Turnover <sup>1</sup> excl. VAT (€000)	Total Purchases <sup>1</sup> excl. VAT (€000)	VAT on Turnover (€000)	Opening Stock excl. VAT (€000)	Closing Stock excl. VAT (€000)	Gross <sup>2</sup> Value Added (€000)
<b>Section G Wholesale and retail trade; repair of motor vehicles, motorcycles and personal and household goods</b>								
50	Sale, maintenance and repair of motor vehicles and motorcycles; retail sale of automotive fuel							
	Individual Proprietorship	2,560	997,189	866,064	170,629	72,415	76,387	135,097
	Partnership	366	357,438	319,299	62,493	24,324	28,930	42,745
	Public Limited Company	80	247,714	225,647	44,043	32,802	34,560	23,826
	Private Limited Company	2,143	12,455,568	11,665,940	2,175,847	1,573,929	1,854,432	1,070,131
	Other <sup>3</sup>	193	1,863,523	1,850,131	358,619	277,981	373,798	109,209
	Sub-total	5,341	15,921,433	14,927,082	2,811,631	1,981,451	2,368,107	1,381,007
51	Wholesale trade and commission trade, except of motor vehicles and motorcycles							
	Individual Proprietorship	1,768	600,167	470,327	60,831	51,014	48,875	127,700
	Partnership	139	93,416	74,231	10,422	9,225	10,389	20,350
	Public Limited Company	273	7,852,917	6,967,624	658,141	456,839	472,925	901,378
	Private Limited Company	4,511	39,786,759	34,516,602	3,814,565	2,243,681	2,701,731	5,728,207
	Other <sup>3</sup>	539	8,827,766	7,338,182	882,192	297,346	290,546	1,482,785
	Sub-total	7,230	57,161,026	49,366,966	5,426,150	3,058,106	3,524,466	8,260,420

<sup>1</sup> Turnover (excl. VAT) and Total Purchases (excl. VAT) indicated for NACE 50 include Vehicle Registration Tax

<sup>2</sup> Gross Value Added = Turnover (excl. VAT) less Total Purchases (excl. VAT) plus Closing Stock (excl. VAT) less Opening Stock (excl. VAT)

<sup>3</sup> Other denotes: Private Unlimited Company, Co-operative Society, Statutory Body, Branch of Foreign Company or other legal forms of ownership not elsewhere specified.



**Table 7 (cont'd) Principal Aggregates for all Enterprises classified by NACE Rev. 1.1 and by Legal Form of Ownership in the State, 2005**

NACE Rev.1.1	Principal Activity and Legal Form of Ownership	Total Number of Enterprises	Turnover excl. VAT (€000)	Total Purchases excl. VAT (€000)	VAT on Turnover (€000)	Opening Stock excl. VAT (€000)	Closing Stock excl. VAT (€000)	Gross <sup>1</sup> Value Added (€000)
<b>Section G (cont'd)</b>	<b>Wholesale and retail trade; repair of motor vehicles, motorcycles and personal and household goods</b>							
52	Retail trade, except of motor vehicles and motorcycles; repair of personal and household goods							
	Individual Proprietorship	8,536	3,272,660	2,728,779	396,022	276,539	295,949	563,291
	Partnership	1,100	548,380	470,275	79,191	55,042	57,870	80,934
	Public Limited Company	140	872,749	658,876	151,870	70,219	83,180	226,834
	Private Limited Company	6,202	16,194,450	13,175,793	2,118,812	1,461,372	1,538,694	3,095,979
	Other <sup>2</sup>	686	4,465,483	3,358,906	562,098	320,073	350,368	1,136,872
	Sub-total	16,664	25,353,722	20,392,628	3,307,993	2,183,245	2,326,061	5,103,910
	<b>Total Section G</b>	<b>29,235</b>	<b>98,436,180</b>	<b>84,686,676</b>	<b>11,545,775</b>	<b>7,222,802</b>	<b>8,218,634</b>	<b>14,745,337</b>
<b>Section H</b>	<b>Hotels and restaurants</b>							
55	Hotels and restaurants							
	Individual Proprietorship	5,775	1,859,558	1,334,776	316,724	63,059	65,328	527,051
	Partnership	891	461,502	294,128	82,463	12,846	13,361	167,889
	Public Limited Company	147	1,429,086	1,052,868	215,695	14,994	16,707	377,931
	Private Limited Company	3,213	5,048,013	3,083,681	779,476	110,898	129,403	1,982,838
	Other <sup>2</sup>	422	312,840	178,929	51,837	8,469	8,353	133,796
	Sub-total	10,447	9,110,999	5,944,382	1,446,194	210,266	233,153	3,189,505
	<b>Total Section H</b>	<b>10,447</b>	<b>9,110,999</b>	<b>5,944,382</b>	<b>1,446,194</b>	<b>210,266</b>	<b>233,153</b>	<b>3,189,505</b>

<sup>1</sup> Gross Value Added = Turnover (excl. VAT) less Total Purchases (excl. VAT) plus Closing Stock (excl. VAT) less Opening Stock (excl. VAT)

<sup>2</sup> Other denotes: Private Unlimited Company, Co-operative Society, Statutory Body, Branch of Foreign Company or other legal forms of ownership not elsewhere specified.



**Table 7 (cont'd) Principal Aggregates for all Enterprises classified by NACE Rev. 1.1 and by Legal Form of Ownership in the State, 2005**

NACE Rev.1.1	Principal Activity and Legal Form of Ownership	Total Number of Enterprises	Turnover excl. VAT (€000)	Total Purchases excl. VAT (€000)	VAT on Turnover (€000)	Opening Stock excl. VAT (€000)	Closing Stock excl. VAT (€000)	Gross <sup>1</sup> Value Added (€000)
<b>Section I</b>	<b>Transport, storage and communication</b>							
60 - 64	Land transport; transport via pipelines; Water and Air transport; Supporting and auxiliary transport activities; Activities of travel agencies; Post and telecommunications							
	Individual Proprietorship	3,310	604,602	393,640	78,369	1,553	1,507	210,915
	Partnership	276	81,528	22,160	8,906	545	1,098	59,920
	Public Limited Company	97	3,829,930	2,497,913	104,641	85,660	110,524	1,356,881
	Private Limited Company	2,437	14,140,316	7,296,193	1,212,615	64,670	68,423	6,847,877
	Other <sup>2</sup>	407	3,542,820	1,650,185	118,571	44,831	54,291	1,902,095
	Sub-total	6,526	22,199,198	11,860,093	1,523,101	197,259	235,843	10,377,689
	<b>Total Section I</b>	<b>6,526</b>	<b>22,199,198</b>	<b>11,860,093</b>	<b>1,523,101</b>	<b>197,259</b>	<b>235,843</b>	<b>10,377,689</b>

<sup>1</sup> Gross Value Added = Turnover (excl. VAT) less Total Purchases (excl. VAT) plus Closing Stock (excl. VAT) less Opening Stock (excl. VAT)

<sup>2</sup> Other denotes: Private Unlimited Company, Co-operative Society, Statutory Body, Branch of Foreign Company or other legal forms of ownership not elsewhere specified.



**Table 7 (cont'd) Principal Aggregates for all Enterprises classified by NACE Rev. 1.1 and by Legal Form of Ownership in the State, 2005**

NACE Rev.1.1	Principal Activity and Legal Form of Ownership	Total Number of Enterprises	Turnover excl. VAT (€000)	Total Purchases excl. VAT (€000)	VAT on Turnover (€000)	Opening Stock excl. VAT (€000)	Closing Stock excl. VAT (€000)	Gross <sup>1</sup> Value Added (€000)
<b>Section K</b>	<b>Real estate, renting and business activities</b>							
70 - 72	Real estate activities; Renting of machinery and equipment without operator and of personal and household goods; Computer and related activities							
	Individual Proprietorship Partnership	3,386 1,849	486,593 382,621	176,323 131,999	59,187 47,323	49,894 21,020	10,959 40,231	271,335 269,835
	Public Limited Company Private Limited Company	291 6,662	4,819,405 11,157,792	2,089,559 6,181,390	197,844 882,626	41,927 2,824,244	60,268 2,012,972	2,748,187 4,165,130
	Other <sup>2</sup>	302	629,505	595,839	47,576	107,092	234,427	161,000
	Sub-total	12,490	17,475,916	9,175,110	1,234,557	3,044,177	2,358,858	7,615,487
73 - 74	Research and development; Other business activities							
	Individual Proprietorship Partnership	9,527 1,270	1,370,111 2,299,899	415,425 564,038	253,750 395,613	8,517 28,835	9,658 34,334	955,827 1,741,360
	Public Limited Company Private Limited Company	278 6,758	763,312 10,596,587	416,200 6,262,435	51,839 1,419,934	8,762 233,946	11,541 237,358	349,891 4,337,563
	Other <sup>2</sup>	960	2,429,892	1,449,084	361,748	57,877	16,079	939,009
	Sub-total	18,793	17,459,801	9,107,182	2,482,884	337,937	308,971	8,323,651
	<b>Total Section K</b>	<b>31,283</b>	<b>34,935,716</b>	<b>18,282,292</b>	<b>3,717,441</b>	<b>3,382,114</b>	<b>2,667,828</b>	<b>15,939,138</b>

<sup>1</sup> Gross Value Added = Turnover (excl. VAT) less Total Purchases (excl. VAT) plus Closing Stock (excl. VAT) less Opening Stock (excl. VAT)

<sup>2</sup> Other denotes: Private Unlimited Company, Co-operative Society, Statutory Body, Branch of Foreign Company or other legal forms of ownership not elsewhere specified.



**Table 7 (cont'd) Principal Aggregates for all Enterprises classified by NACE Rev. 1.1 and by Legal Form of Ownership in the State, 2005**

NACE Rev.1.1	Principal Activity and Legal Form of Ownership	Total Number of Enterprises	Turnover excl. VAT (€000)	Total Purchases excl. VAT (€000)	VAT on Turnover (€000)	Opening Stock excl. VAT (€000)	Closing Stock excl. VAT (€000)	Gross <sup>1</sup> Value Added (€000)
<b>Section O</b>	<b>Other community, social and personal service activities</b>							
92 - 93	Recreational, cultural and sporting activities; Other service activities							
	Individual Proprietorship	3,851	382,011	169,162	36,742	5,278	6,647	214,218
	Partnership	408	73,420	28,238	8,432	621	703	45,265
	Public Limited Company	112	267,043	113,232	8,276	940	864	153,735
	Private Limited Company	1,558	1,582,354	684,750	124,933	33,919	36,035	899,720
	Other <sup>2</sup>	567	575,498	268,970	39,591	7,203	7,003	306,329
	Sub-total	6,496	2,880,327	1,264,352	217,975	47,961	51,252	1,619,266
	<b>Total Section O</b>	<b>6,496</b>	<b>2,880,327</b>	<b>1,264,352</b>	<b>217,975</b>	<b>47,961</b>	<b>51,252</b>	<b>1,619,266</b>
	<b>All NACE categories</b>							
	Individual Proprietorship	38,713	9,572,892	6,554,498	1,372,253	528,269	515,309	3,005,435
	Partnership	6,300	4,298,205	1,904,368	694,842	152,457	186,918	2,428,298
	Public Limited Company	1,417	20,082,158	14,021,920	1,432,350	712,143	790,568	6,138,663
	Private Limited Company	33,483	110,961,837	82,866,783	12,528,810	8,546,660	8,579,049	28,127,443
	Other <sup>2</sup>	4,074	22,647,328	16,690,226	2,422,231	1,120,873	1,334,866	6,171,095
	<b>Total All Sections</b>	<b>83,988</b>	<b>167,562,420</b>	<b>122,037,795</b>	<b>18,450,486</b>	<b>11,060,401</b>	<b>11,406,710</b>	<b>45,870,934</b>

<sup>1</sup> Gross Value Added = Turnover (excl. VAT) less Total Purchases (excl. VAT) plus Closing Stock (excl. VAT) less Opening Stock (excl. VAT)

<sup>2</sup> Other denotes: Private Unlimited Company, Co-operative Society, Statutory Body, Branch of Foreign Company or other legal forms of ownership not elsewhere specified.



**Table 8 Supplementary Aggregates for all Enterprises classified by NACE Rev. 1.1 and by Legal Form of Ownership in the State, 2005**

NACE Rev.1.1	Principal Activity and Legal Form of Ownership	Turnover excl. VAT (€000)	Capital Acquisitions excl. VAT (€000)	Capital Disposals excl. VAT (€000)	Personnel Costs (€000)	Wages and Salaries (€000)	Number <sup>1</sup> of Persons Engaged	Full-time Employees	Part-time Employees	Total <sup>1</sup> Number of Employees
<b>Section G Wholesale and retail trade; repair of motor vehicles, motorcycles and personal and household goods</b>										
50	Sale, maintenance and repair of motor vehicles and motorcycles; retail sale of automotive fuel									
	Individual Proprietorship	997,189	28,581	4,414	57,345	52,860	6,166	2,721	1,036	3,757
	Partnership	357,438	103,698	84,519	20,701	18,812	1,648	772	196	969
	Public Limited Company	247,714	9,721	4,975	18,799	17,299	668	531	86	617
	Private Limited Company	12,455,568	282,445	48,672	687,872	625,193	24,677	20,338	3,310	23,648
	Other <sup>2</sup>	1,863,523	13,044	3,611	54,216	49,161	1,763	1,264	411	1,675
	Sub-total	15,921,433	437,488	146,190	838,933	763,326	34,922	25,627	5,039	30,665
51	Wholesale trade and commission trade, except of motor vehicles and motorcycles									
	Individual Proprietorship	600,167	28,947	5,719	44,617	39,932	3,492	1,568	236	1,804
	Partnership	93,416	11,647	5,278	10,343	9,359	648	309	129	438
	Public Limited Company	7,852,917	161,924	72,889	474,916	425,169	11,353	10,198	1,038	11,236
	Private Limited Company	39,786,759	528,367	198,513	2,136,954	1,912,136	56,864	49,405	5,220	54,625
	Other <sup>2</sup>	8,827,766	77,068	34,755	318,972	286,507	8,308	6,659	1,243	7,902
	Sub-total	57,161,026	807,953	317,153	2,985,802	2,673,103	80,665	68,139	7,866	76,005

<sup>1</sup> Persons engaged and employment details shown relate to the week-ending 9 September 2005<sup>2</sup> Other denotes: Private Unlimited Company, Co-operative Society, Statutory Body, Branch of Foreign Company or other legal forms of ownership not elsewhere specified.



**Table 8 (cont'd) Supplementary Aggregates for all Enterprises classified by NACE Rev. 1.1 and by Legal Form of Ownership in the State, 2005**

NACE Rev.1.1	Principal Activity and Legal Form of Ownership	Turnover excl. VAT (€000)	Capital Acquisitions excl. VAT (€000)	Capital Disposals excl. VAT (€000)	Personnel Costs (€000)	Wages and Salaries (€000)	Number <sup>1</sup> of Persons Engaged	Full-time Employees	Part-time Employees	Total <sup>1</sup> Number of Employees
<b>Section G Wholesale and retail trade; repair of motor vehicles, motorcycles and personal and household goods</b>										
52	Retail trade, except of motor vehicles and motorcycles; repair of personal and household goods									
	Individual Proprietorship	3,272,660	107,064	30,187	264,871	241,827	29,677	9,936	9,433	19,369
	Partnership	548,380	42,573	1,832	43,431	39,961	4,878	1,576	1,603	3,179
	Public Limited Company	872,749	45,832	4,560	116,154	107,460	6,201	2,830	3,291	6,121
	Private Limited Company	16,194,450	842,776	514,153	2,037,092	1,882,565	97,983	53,314	40,956	94,270
	Other <sup>2</sup>	4,465,483	459,509	28,683	721,557	669,257	31,496	11,651	19,161	30,812
	Sub-total	25,353,722	1,497,754	579,414	3,183,104	2,941,070	170,235	79,306	74,445	153,752
<b>Total Section G</b>		<b>98,436,180</b>	<b>2,743,195</b>	<b>1,042,758</b>	<b>7,007,839</b>	<b>6,377,499</b>	<b>285,822</b>	<b>173,072</b>	<b>87,350</b>	<b>260,422</b>
<b>Section H Hotels and restaurants</b>										
55	Hotels and restaurants									
	Individual Proprietorship	1,859,558	207,144	135,926	261,052	239,283	29,193	9,692	11,329	21,021
	Partnership	461,502	44,631	4,017	83,409	76,525	7,087	2,859	2,736	5,595
	Public Limited Company	1,429,086	24,379	2,075	104,505	94,169	5,674	3,266	2,176	5,442
	Private Limited Company	5,048,013	352,846	58,013	1,493,824	1,361,106	82,951	49,500	31,288	80,788
	Other <sup>2</sup>	312,840	15,001	647	90,772	82,023	5,001	2,586	1,844	4,431
	Sub-total	9,110,999	644,002	200,679	2,033,562	1,853,107	129,906	67,904	49,374	117,278
<b>Total Section H</b>		<b>9,110,999</b>	<b>644,002</b>	<b>200,679</b>	<b>2,033,562</b>	<b>1,853,107</b>	<b>129,906</b>	<b>67,904</b>	<b>49,374</b>	<b>117,278</b>

<sup>1</sup> Persons engaged and employment details shown relate to the week-ending 9 September 2005

<sup>2</sup> Other denotes: Private Unlimited Company, Co-operative Society, Statutory Body, Branch of Foreign Company or other legal forms of ownership not elsewhere specified.



**Table 8 (cont'd) Supplementary Aggregates for all Enterprises classified by NACE Rev. 1.1 and by Legal Form of Ownership in the State, 2005**

NACE Rev.1.1	Principal Activity and Legal Form of Ownership	Turnover excl. VAT (€000)	Capital Acquisitions excl. VAT (€000)	Capital Disposals excl. VAT (€000)	Personnel Costs (€000)	Wages and Salaries (€000)	Number <sup>1</sup> of Persons Engaged	Full-time Employees	Part-time Employees	Total <sup>1</sup> Number of Employees
<b>Section I</b>	<b>Transport, storage and communication</b>									
60 - 64	Land transport; transport via pipelines; Water and Air transport; Supporting and auxiliary transport activities; Activities of travel agencies; Post and telecommunications									
	Individual Proprietorship	604,602	83,229	15,716	39,691	36,505	5,401	1,420	590	2,011
	Partnership	81,528	11,746	548	10,414	9,695	988	293	245	538
	Public Limited Company	3,829,930	749,781	254,256	534,342	483,953	11,494	11,078	375	11,452
	Private Limited Company	14,140,316	884,420	233,935	1,348,135	1,237,181	38,348	34,474	2,125	36,601
	Other <sup>2</sup>	3,542,820	523,773	21,191	1,388,038	1,274,477	32,069	30,012	1,734	31,747
	Sub-total	22,199,198	2,252,949	525,644	3,320,621	3,041,811	88,301	77,278	5,070	82,348
	<b>Total Section I</b>	<b>22,199,198</b>	<b>2,252,949</b>	<b>525,644</b>	<b>3,320,621</b>	<b>3,041,811</b>	<b>88,301</b>	<b>77,278</b>	<b>5,070</b>	<b>82,348</b>

<sup>1</sup> Persons engaged and employment details shown relate to the week-ending 9 September 2005

<sup>2</sup> Other denotes: Private Unlimited Company, Co-operative Society, Statutory Body, Branch of Foreign Company or other legal forms of ownership not elsewhere specified.



**Table 8 (cont'd) Supplementary Aggregates for all Enterprises classified by NACE Rev. 1.1 and by Legal Form of Ownership in the State, 2005**

NACE Rev.1.1	Principal Activity and Legal Form of Ownership	Turnover excl. VAT (€000)	Capital Acquisitions excl. VAT (€000)	Capital Disposals excl. VAT (€000)	Personnel Costs (€000)	Wages and Salaries (€000)	Number <sup>1</sup> of Persons Engaged	Full-time Employees	Part-time Employees	Total <sup>1</sup> Number of Employees
<b>Section K Real estate, renting and business activities</b>										
70, 71, 72	Real estate activities; Renting of machinery and equipment without operator and of personal and household goods; Computer and related activities									
		486,593	120,721	128,514	44,447	40,432	5,346	1,429	419	1,849
		382,621	534,354	8,840	15,884	14,320	4,882	454	96	550
		4,819,405	146,977	23,215	340,477	303,020	6,861	6,179	369	6,548
		11,157,792	848,667	417,921	1,294,706	1,171,368	37,321	27,257	2,907	30,164
	Other <sup>2</sup>	629,505	126,695	84,743	186,615	168,924	4,736	3,940	196	4,136
	Sub-total	17,475,916	1,777,415	663,233	1,882,130	1,698,064	59,146	39,258	3,988	43,245
73 - 74	Research and development; Other business activities									
		1,370,111	104,246	11,107	237,759	212,654	20,386	6,605	3,414	10,018
		2,299,899	67,386	8,121	767,972	679,939	20,652	16,124	1,651	17,775
		763,312	41,405	3,076	200,753	178,839	6,227	4,918	1,024	5,942
		10,596,587	255,286	260,450	2,291,525	2,063,474	73,058	49,500	18,465	67,965
	Other <sup>2</sup>	2,429,892	82,402	6,651	419,540	373,727	11,037	9,162	994	10,155
	Sub-total	17,459,801	550,725	289,405	3,917,550	3,508,633	131,358	86,308	25,548	111,855
<b>Total Section K</b>		<b>34,935,716</b>	<b>2,328,140</b>	<b>952,639</b>	<b>5,799,679</b>	<b>5,206,696</b>	<b>190,504</b>	<b>125,566</b>	<b>29,535</b>	<b>155,101</b>

<sup>1</sup> Persons engaged and employment details shown relate to the week-ending 9 September 2005

<sup>2</sup> Other denotes: Private Unlimited Company, Co-operative Society, Statutory Body, Branch of Foreign Company or other legal forms of ownership not elsewhere specified.



**Table 8 (cont'd) Supplementary Aggregates for all Enterprises classified by NACE Rev. 1.1 and by Legal Form of Ownership in the State, 2005**

NACE Rev.1.1	Principal Activity and Legal Form of Ownership	Turnover excl. VAT (€000)	Capital Acquisitions excl. VAT (€000)	Capital Disposals excl. VAT (€000)	Personnel Costs (€000)	Wages and Salaries (€000)	Number <sup>1</sup> of Persons Engaged	Full-time Employees	Part-time Employees	Total <sup>1</sup> Number of Employees
<b>Section O</b>	<b>Other community, social and personal service activities</b>									
92 - 93	Recreational, cultural and sporting activities; Other service activities									
	Individual Proprietorship	382,011	34,140	4,359	103,305	95,104	11,043	4,467	2,990	7,457
	Partnership	73,420	42,210	1,006	19,441	17,987	1,931	899	459	1,358
	Public Limited Company	267,043	42,060	6,830	93,503	83,009	4,207	3,014	1,011	4,025
	Private Limited Company	1,582,354	144,540	11,701	386,752	349,335	19,904	11,286	7,569	18,854
	Other <sup>2</sup>	575,498	65,699	6,094	196,272	176,594	8,800	5,041	3,256	8,296
	Sub-total	2,880,327	328,649	29,991	799,273	722,029	45,885	24,707	15,285	39,992
	<b>Total Section O</b>	<b>2,880,327</b>	<b>328,649</b>	<b>29,991</b>	<b>799,273</b>	<b>722,029</b>	<b>45,885</b>	<b>24,707</b>	<b>15,285</b>	<b>39,992</b>
	<b>All NACE categories</b>									
	Individual Proprietorship	9,572,892	714,072	335,942	1,053,088	958,598	110,704	37,838	29,448	67,286
	Partnership	4,298,205	858,247	114,161	971,594	866,599	42,714	23,287	7,116	30,403
	Public Limited Company	20,082,158	1,222,079	371,876	1,883,449	1,692,919	52,686	42,014	9,371	51,385
	Private Limited Company	110,961,837	4,139,348	1,743,356	11,676,859	10,602,357	431,105	295,073	111,841	406,914
	Other <sup>2</sup>	22,647,328	1,363,189	186,376	3,375,984	3,080,670	103,210	70,315	28,839	99,154
	<b>Total All Sections</b>	<b>167,562,420</b>	<b>8,296,935</b>	<b>2,751,710</b>	<b>18,960,974</b>	<b>17,201,143</b>	<b>740,419</b>	<b>468,527</b>	<b>186,614</b>	<b>655,141</b>

<sup>1</sup> Persons engaged and employment details shown relate to the week-ending 9 September 2005

<sup>2</sup> Other denotes: Private Unlimited Company, Co-operative Society, Statutory Body, Branch of Foreign Company or other legal forms of ownership not elsewhere specified.



## **Detailed Tables for all Sectors in the Eastern and Southern Region**







**Table 9 Principal Aggregates for all Enterprises classified by NACE Rev. 1.1 in the Eastern and Southern Region, 2005**

NACE Rev.1.1	Principal Activity	Total Number of Enterprises	Turnover <sup>1</sup> excl. VAT (€000)	Total Purchases <sup>1</sup> excl. VAT (€000)	VAT on Turnover (€000)	Opening Stock excl. VAT (€000)	Closing Stock excl. VAT (€000)	Gross Value Added <sup>2</sup> (€000)
<b>Section G Wholesale and retail trade; repair of motor vehicles, motorcycles and personal and household goods</b>								
50	Sale, maintenance and repair of motor vehicles and motorcycles; retail sale of automotive fuel	3,659	12,626,474	11,883,184	2,243,579	1,626,134	1,930,170	1,047,327
51	Wholesale trade and commission trade, except of motor vehicles and motorcycles	5,597	50,139,937	43,276,579	4,589,581	2,597,107	3,025,360	7,291,610
52	Retail trade, except of motor vehicles and motorcycles; repair of personal and household goods	11,692	19,122,454	15,260,221	2,503,523	1,592,369	1,717,186	3,987,051
<b>Total Section G</b>		<b>20,948</b>	<b>81,888,865</b>	<b>70,419,983</b>	<b>9,336,683</b>	<b>5,815,610</b>	<b>6,672,716</b>	<b>12,325,987</b>
<b>Section H Hotels and restaurants</b>								
55	Hotels and restaurants	7,077	7,317,133	4,795,898	1,148,117	158,160	173,595	2,536,670
<b>Total Section H</b>		<b>7,077</b>	<b>7,317,133</b>	<b>4,795,898</b>	<b>1,148,117</b>	<b>158,160</b>	<b>173,595</b>	<b>2,536,670</b>
<b>Section I Transport, storage and communication</b>								
60 - 64	Land transport; transport via pipelines Water and Air transport, Supporting and auxiliary transport activities; activities of travel agencies Post and telecommunications	4,919	20,677,094	10,744,214	1,402,558	122,421	133,405	9,943,864
<b>Total Section I</b>		<b>4,919</b>	<b>20,677,094</b>	<b>10,744,214</b>	<b>1,402,558</b>	<b>122,421</b>	<b>133,405</b>	<b>9,943,864</b>

<sup>1</sup> Turnover (excl. VAT) and Total Purchases (excl. VAT) indicated for NACE 50 include Vehicle Registration Tax

<sup>2</sup> Gross Value Added = Turnover (excl. VAT) less Total Purchases (excl. VAT) plus Closing Stock (excl. VAT) less Opening Stock (excl. VAT)



**Table 9 (cont'd) Principal Aggregates for all Enterprises classified by NACE Rev. 1.1 in the Eastern and Southern Region, 2005**

NACE Rev.1.1	Principal Activity	Total Number of Enterprises	Turnover excl. VAT (€000)	Total Purchases excl. VAT (€000)	VAT on Turnover (€000)	Opening Stock excl. VAT (€000)	Closing Stock excl. VAT (€000)	Gross Value Added <sup>1</sup> (€000)
<b>Section K</b>	<b>Real estate, renting and business activities</b>							
70	Real estate activities	5,001	5,128,305	2,113,590	611,997	2,708,347	1,706,611	2,012,979
71 - 73	Renting of machinery and equipment without operator and of personal and household goods Computer and related activities Research and development							
		5,199	11,431,857	6,387,434	526,376	125,041	154,014	5,073,396
74	Other business activities	15,630	15,119,068	7,601,248	2,164,021	309,605	276,807	7,485,021
	<b>Total Section K</b>	<b>25,830</b>	<b>31,679,230</b>	<b>16,102,273</b>	<b>3,302,394</b>	<b>3,142,993</b>	<b>2,137,432</b>	<b>14,571,396</b>
<b>Section O</b>	<b>Other community, social and personal service activities</b>							
92 - 93	Recreational, cultural and sporting activities; Other service activities	4,810	2,479,132	1,079,502	182,138	40,358	42,880	1,402,151
	<b>Total Section O</b>	<b>4,810</b>	<b>2,479,132</b>	<b>1,079,502</b>	<b>182,138</b>	<b>40,358</b>	<b>42,880</b>	<b>1,402,151</b>
	<b>Total All Sections</b>	<b>63,584</b>	<b>144,041,454</b>	<b>103,141,870</b>	<b>15,371,890</b>	<b>9,279,542</b>	<b>9,160,027</b>	<b>40,780,068</b>

<sup>1</sup> Gross Value Added = Turnover (excl. VAT) less Total Purchases (excl. VAT) plus Closing Stock (excl. VAT) less Opening Stock (excl. VAT)



**Table 10 Supplementary Aggregates for all Enterprises classified by NACE Rev. 1.1 in the Eastern and Southern Region, 2005**

NACE Rev.1.1	Principal Activity	Turnover excl. VAT (€000)	Capital Acquisitions excl. VAT (€000)	Capital Disposals excl. VAT (€000)	Personnel Costs (€000)	Wages and Salaries (€000)	Number <sup>1</sup> of Persons Engaged	Full-time Employees	Part-time Employees	Total <sup>1</sup> Number of Employees
<b>Section G</b>	<b>Wholesale and retail trade; repair of motor vehicles, motorcycles and personal and household goods</b>									
50	Sale, maintenance and repair of motor vehicles and motorcycles; retail sale of automotive fuel	12,626,474	278,059	126,859	652,544	593,130	24,790	18,937	3,024	21,960
51	Wholesale trade and commission trade, except of motor vehicles and motorcycles	50,139,937	685,054	263,522	2,622,736	2,345,515	67,447	57,814	6,197	64,012
52	Retail trade, except of motor vehicles and motorcycles; repair of personal and household goods	19,122,454	1,148,475	481,406	2,473,406	2,285,066	127,955	59,208	57,215	116,424
	<b>Total Section G</b>	<b>81,888,865</b>	<b>2,111,587</b>	<b>871,786</b>	<b>5,748,686</b>	<b>5,223,711</b>	<b>220,192</b>	<b>135,959</b>	<b>66,436</b>	<b>202,396</b>
<b>Section H</b>	<b>Hotels and restaurants</b>									
55	Hotels and restaurants	7,317,133	511,207	191,430	1,584,721	1,443,762	96,910	52,527	35,756	88,282
	<b>Total Section H</b>	<b>7,317,133</b>	<b>511,207</b>	<b>191,430</b>	<b>1,584,721</b>	<b>1,443,762</b>	<b>96,910</b>	<b>52,527</b>	<b>35,756</b>	<b>88,282</b>

<sup>1</sup> Persons engaged and employment details shown relate to the week-ending 9 September 2005



**Table 10 (cont'd) Supplementary Aggregates for all Enterprises classified by NACE Rev. 1.1 in the Eastern and Southern Region, 2005**

NACE Rev.1.1	Principal Activity	Turnover excl. VAT (€000)	Capital Acquisitions excl. VAT (€000)	Capital Disposals excl. VAT (€000)	Personnel Costs (€000)	Wages and Salaries (€000)	Number <sup>1</sup> of Persons Engaged	Full-time Employees	Part-time Employees	Total <sup>1</sup> Number of Employees
<b>Section I</b>	<b>Transport, storage and communication</b>									
60 - 64	Land transport; transport via pipelines Water and Air transport, Supporting and auxiliary transport activities; activities of travel agencies Post and telecommunications	20,677,094	2,061,648	484,836	3,028,192	2,773,106	77,684	69,114	4,006	73,120
	<b>Total Section I</b>	<b>20,677,094</b>	<b>2,061,648</b>	<b>484,836</b>	<b>3,028,192</b>	<b>2,773,106</b>	<b>77,684</b>	<b>69,114</b>	<b>4,006</b>	<b>73,120</b>
<b>Section K</b>	<b>Real estate, renting and business activities</b>									
70	Real estate activities	5,128,305	1,068,170	453,832	337,956	308,079	15,421	6,411	856	7,267

<sup>1</sup> Persons engaged and employment details shown relate to the week-ending 9 September 2005



Table 10 (cont'd) Supplementary Aggregates for all Enterprises classified by NACE Rev. 1.1 in the Eastern and Southern Region, 2005

NACE Rev.1.1	Principal Activity	Turnover excl. VAT (€000)	Capital Acquisitions excl. VAT (€000)	Capital Disposals excl. VAT (€000)	Personnel Costs (€000)	Wages and Salaries (€000)	Number <sup>1</sup> of Persons Engaged	Full-time Employees	Part-time Employees	Total <sup>1</sup> Number of Employees
<b>Section K (cont'd)</b>	<b>Real estate, renting and business activities</b>									
71 - 73	Renting of machinery and equipment without operator and of personal and household goods	11,431,857	529,148	197,338	1,391,549	1,247,191	35,937	28,809	2,445	31,254
	Computer and related activities									
	Research and development									
74	Other business activities	15,119,068	457,189	280,924	3,444,698	3,084,239	113,405	74,133	22,855	96,988
	<b>Total Section K</b>	<b>31,679,230</b>	<b>2,054,506</b>	<b>932,094</b>	<b>5,174,204</b>	<b>4,639,508</b>	<b>164,762</b>	<b>109,353</b>	<b>26,156</b>	<b>135,509</b>
<b>Section O</b>	<b>Other community, social and personal service activities</b>									
92 - 93	Recreational, cultural and sporting activities; Other service activities	2,479,132	227,410	26,994	679,059	612,190	37,378	20,544	12,590	33,134
	<b>Total Section O</b>	<b>2,479,132</b>	<b>227,410</b>	<b>26,994</b>	<b>679,059</b>	<b>612,190</b>	<b>37,378</b>	<b>20,544</b>	<b>12,590</b>	<b>33,134</b>
	<b>Total All Sections</b>	<b>144,041,454</b>	<b>6,966,359</b>	<b>2,507,140</b>	<b>16,214,862</b>	<b>14,692,277</b>	<b>596,926</b>	<b>387,497</b>	<b>144,944</b>	<b>532,441</b>

<sup>1</sup> Persons engaged and employment details shown relate to the week-ending 9 September 2005







# **Detailed Tables for all Sectors in the Border, Midlands and Western Region**







**Table 11 Principal Aggregates for all Enterprises classified by NACE Rev. 1.1 in the Border, Midlands and Western Region, 2005**

NACE Rev.1.1	Principal Activity	Total Number of Enterprises	Turnover <sup>1</sup> excl. VAT (€000)	Total Purchases <sup>1</sup> excl. VAT (€000)	VAT on Turnover (€000)	Opening Stock excl. VAT (€000)	Closing Stock excl. VAT (€000)	Gross Value Added <sup>2</sup> (€000)
<b>Section G</b>	<b>Wholesale and retail trade; repair of motor vehicles, motorcycles and personal and household goods</b>							
50	Sale, maintenance and repair of motor vehicles and motorcycles; retail sale of automotive fuel	1,682	3,294,959	3,043,898	568,052	355,318	437,937	333,681
51	Wholesale trade and commission trade, except of motor vehicles and motorcycles	1,632	7,021,088	6,090,387	836,569	460,999	499,107	968,810
52	Retail trade, except of motor vehicles and motorcycles; repair of personal and household goods	4,972	6,231,268	5,132,408	804,470	590,876	608,874	1,116,859
	<b>Total Section G</b>	<b>8,287</b>	<b>16,547,315</b>	<b>14,266,693</b>	<b>2,209,092</b>	<b>1,407,192</b>	<b>1,545,919</b>	<b>2,419,349</b>
<b>Section H</b>	<b>Hotels and restaurants</b>							
55	Hotels and restaurants	3,371	1,793,866	1,148,483	298,077	52,106	59,558	652,835
	<b>Total Section H</b>	<b>3,371</b>	<b>1,793,866</b>	<b>1,148,483</b>	<b>298,077</b>	<b>52,106</b>	<b>59,558</b>	<b>652,835</b>
<b>Section I</b>	<b>Transport, storage and communication</b>							
60 - 64	Land transport; transport via pipelines; Water and Air transport; Supporting and auxiliary transport activities; Activities of travel agencies; Post and telecommunications	1,607	1,522,104	1,115,879	120,544	74,838	102,438	433,825
	<b>Total Section I</b>	<b>1,607</b>	<b>1,522,104</b>	<b>1,115,879</b>	<b>120,544</b>	<b>74,838</b>	<b>102,438</b>	<b>433,825</b>

<sup>1</sup> Turnover (excl. VAT) and Total Purchases (excl. VAT) indicated for NACE 50 include Vehicle Registration Tax

<sup>2</sup> Gross Value Added = Turnover (excl. VAT) less Total Purchases (excl. VAT) plus Closing Stock (excl. VAT) less Opening Stock (excl. VAT)



**Table 11 (cont'd) Principal Aggregates for all Enterprises classified by NACE Rev. 1.1 in the Border, Midlands and Western Region, 2005**

NACE Rev.1.1	Principal Activity	Total Number of Enterprises	Turnover excl. VAT (€000)	Total Purchases excl. VAT (€000)	VAT on Turnover (€000)	Opening Stock excl. VAT (€000)	Closing Stock excl. VAT (€000)	Gross Value Added <sup>1</sup> (€000)
<b>Section K</b>	<b>Real estate, renting and business activities</b>							
70	Real estate activities	1,387	487,706	625,206	51,848	187,620	472,023	146,902
71 - 73	Renting of machinery and equipment without operator and of personal and household goods; Computer and related activities; Research and development	1,176	811,929	293,561	53,845	27,508	32,196	523,055
74	Other business activities	2,890	1,956,852	1,261,251	309,353	23,994	26,178	697,785
	<b>Total Section K</b>	<b>5,453</b>	<b>3,256,486</b>	<b>2,180,019</b>	<b>415,047</b>	<b>239,122</b>	<b>530,396</b>	<b>1,367,742</b>
<b>Section O</b>	<b>Other community, social and personal service activities</b>							
92 - 93	Recreational, cultural and sporting activities; Other service activities	1,686	401,195	184,851	35,837	7,602	8,373	217,115
	<b>Total Section O</b>	<b>1,686</b>	<b>401,195</b>	<b>184,851</b>	<b>35,837</b>	<b>7,602</b>	<b>8,373</b>	<b>217,115</b>
	<b>Total All Sections</b>	<b>20,404</b>	<b>23,520,966</b>	<b>18,895,925</b>	<b>3,078,596</b>	<b>1,780,859</b>	<b>2,246,684</b>	<b>5,090,866</b>

<sup>1</sup> Gross Value Added = Turnover (excl. VAT) less Total Purchases (excl. VAT) plus Closing Stock (excl. VAT) less Opening Stock (excl. VAT)



**Table 12 Supplementary Aggregates for all Enterprises classified by NACE Rev. 1.1 in the Border, Midlands and Western Region, 2005**

NACE Rev.1.1	Principal Activity	Turnover excl. VAT (€000)	Capital Acquisitions excl. VAT (€000)	Capital Disposals excl. VAT (€000)	Personnel Costs (€000)	Wages and Salaries (€000)	Number <sup>1</sup> of Persons Engaged	Full-time Employees	Part-time Employees	Total <sup>1</sup> Number of Employees
<b>Section G</b>	<b>Wholesale and retail trade; repair of motor vehicles, motorcycles and personal and household goods</b>									
50	Sale, maintenance and repair of motor vehicles and motorcycles; retail sale of automotive fuel	3,294,959	159,429	19,332	186,389	170,196	10,133	6,690	2,015	8,705
51	Wholesale trade and commission trade, except of motor vehicles and motorcycles	7,021,088	122,899	53,632	363,066	327,588	13,218	10,325	1,669	11,993
52	Retail trade, except of motor vehicles and motorcycles; repair of personal and household goods	6,231,268	349,280	98,009	709,698	656,004	42,280	20,098	17,230	37,328
	<b>Total Section G</b>	<b>16,547,315</b>	<b>631,608</b>	<b>170,972</b>	<b>1,259,153</b>	<b>1,153,788</b>	<b>65,631</b>	<b>37,113</b>	<b>20,914</b>	<b>58,026</b>
<b>Section H</b>	<b>Hotels and restaurants</b>									
55	Hotels and restaurants	1,793,866	132,795	9,249	448,841	409,345	32,997	15,377	13,618	28,995
	<b>Total Section H</b>	<b>1,793,866</b>	<b>132,795</b>	<b>9,249</b>	<b>448,841</b>	<b>409,345</b>	<b>32,997</b>	<b>15,377</b>	<b>13,618</b>	<b>28,995</b>

<sup>1</sup> Persons engaged and employment details shown relate to the week-ending 9 September 2005



**Table 12 (cont'd) Supplementary Aggregates for all Enterprises classified by NACE Rev. 1.1 in the Border, Midlands and Western Region, 2005**

NACE Rev.1.1	Principal Activity	Turnover excl. VAT (€000)	Capital Acquisitions excl. VAT (€000)	Capital Disposals excl. VAT (€000)	Personnel Costs (€000)	Wages and Salaries (€000)	Number <sup>1</sup> of Persons Engaged	Full-time Employees	Part-time Employees	Total <sup>1</sup> Number of Employees
<b>Section I</b>	<b>Transport, storage and communication</b>									
60 - 64	Land transport; transport via pipelines Water and Air transport; Supporting and auxiliary transport activities; Activities of travel agencies Post and telecommunications	1,522,104	191,301	40,808	292,429	268,705	10,617	8,164	1,064	9,228
	<b>Total Section I</b>	<b>1,522,104</b>	<b>191,301</b>	<b>40,808</b>	<b>292,429</b>	<b>268,705</b>	<b>10,617</b>	<b>8,164</b>	<b>1,064</b>	<b>9,228</b>
<b>Section K</b>	<b>Real estate, renting and business activities</b>									
70	Real estate activities	487,706	154,438	3,488	72,039	66,004	3,794	1,198	265	1,463

<sup>1</sup> Persons engaged and employment details shown relate to the week-ending 9 September 2005



**Table 12 (cont'd) Supplementary Aggregates for all Enterprises classified by NACE Rev. 1.1 in the Border, Midlands and Western Region, 2005**

NACE Rev.1.1	Principal Activity	Turnover excl. VAT (€000)	Capital Acquisitions excl. VAT (€000)	Capital Disposals excl. VAT (€000)	Personnel Costs (€000)	Wages and Salaries (€000)	Number <sup>1</sup> of Persons Engaged	Full-time Employees	Part-time Employees	Total <sup>1</sup> Number of Employees
<b>Section K (cont'd)</b>	<b>Real estate, renting and business activities</b>									
71 - 73	Renting of machinery and equipment without operator and of personal and household goods; Computer and related activities; Research and development	811,929	43,751	9,169	185,700	166,956	6,232	4,774	533	5,305
74	Other business activities	1,956,852	75,444	7,888	367,736	334,228	15,716	10,242	2,582	12,824
	<b>Total Section K</b>	<b>3,256,486</b>	<b>273,634</b>	<b>20,544</b>	<b>625,475</b>	<b>567,188</b>	<b>25,742</b>	<b>16,214</b>	<b>3,379</b>	<b>19,592</b>
<b>Section O</b>	<b>Other community, social and personal service activities</b>									
92 - 93	Recreational, cultural and sporting activities; Other service activities	401,195	101,239	2,997	120,214	109,839	8,506	4,163	2,695	6,858
	<b>Total Section O</b>	<b>401,195</b>	<b>101,239</b>	<b>2,997</b>	<b>120,214</b>	<b>109,839</b>	<b>8,506</b>	<b>4,163</b>	<b>2,695</b>	<b>6,858</b>
	<b>Total All Sections</b>	<b>23,520,966</b>	<b>1,330,576</b>	<b>244,570</b>	<b>2,746,112</b>	<b>2,508,865</b>	<b>143,493</b>	<b>81,031</b>	<b>41,670</b>	<b>122,701</b>

<sup>1</sup> Persons engaged and employment details shown relate to the week-ending 9 September 2005







# **Detailed Tables of Purchases of Other Goods and Services for all Sectors**







**Table 13 Purchases of Other Goods and Services (Overheads) classified by NACE Rev. 1.1 in the State, 2005**

NACE Rev.1.1	Principal Activity	Total Fuel Costs excl. VAT (€000)	Purchases of Computer and Related Services excl. VAT (€000)	Insurance Costs (€000)	Security Services (€000)	Recruitment Costs (€000)	Industrial Cleaning Services (€000)	Waste Disposal/ Refuse Collection (€000)
50	Sale, maintenance and repair of motor vehicles and motorcycles; retail sale of automotive fuel	81,532	13,096	53,377	6,648	1,592	4,042	7,788
51	Wholesale trade and commission trade, except of motor vehicles and motorcycles	196,783	82,707	131,982	17,863	18,995	13,569	19,731
52	Retail trade, except of motor vehicles and motorcycles; Repair of personal and household goods	249,691	21,924	130,213	54,442	11,481	55,691	33,279
55	Hotels and restaurants	249,503	7,884	119,583	29,115	35,074	34,490	37,760
60 - 64	Land transport; transport via pipelines; Water and Air transport; Supporting and auxiliary transport activities; Activities of travel agencies; Post and telecommunications	1,168,623	94,148	168,075	19,819	10,705	15,295	10,088
70 - 72	Real estate activities; Renting of machinery and equipment without operator and of personal and household goods; Computer and related activities	98,677	97,649	82,863	32,632	24,539	23,853	13,636
73 - 74	Research and development; Other business activities	130,695	151,564	116,260	7,094	34,788	14,610	9,512
92 - 93	Recreational, cultural and sporting activities Other service activities	66,780	8,707	52,278	9,195	3,102	15,664	5,823
	<b>Total</b>	<b>2,242,284</b>	<b>477,677</b>	<b>854,632</b>	<b>176,809</b>	<b>140,275</b>	<b>177,216</b>	<b>137,617</b>



Table 13 (cont'd) Purchases of Other Goods and Services (Overheads) classified by NACE Rev. 1.1 in the State, 2005

NACE Rev.1.1	Principal Activity	Research and Development Services (€000)	Management Fees (€000)	Commercial Rent (€000)	Water Services (€000)	Purchases of Other Goods and Services excl. VAT (€000)	Total Purchases of Other Goods and Services excl. VAT (€000)
50	Sale, maintenance and repair of motor vehicles and motorcycles; retail sale of automotive fuel	245	25,160	68,693	3,037	482,730	747,939
51	Wholesale trade and commission trade, except of motor vehicles and motorcycles	40,949	211,367	216,528	10,111	3,530,026	4,490,613
52	Retail trade, except of motor vehicles and motorcycles; Repair of personal and household goods	771	101,806	633,584	13,210	1,630,833	2,936,927
55	Hotels and restaurants	257	107,464	330,293	25,129	1,762,321	2,738,874
60, 61, 62, 63, 64	Land transport; transport via pipelines; Water and Air transport; Supporting and auxiliary transport activities; Activities of travel agencies; Post and telecommunications	5,258	155,663	179,629	4,752	4,014,274	5,846,327
70 - 72	Real estate activities; Renting of machinery and equipment without operator and of personal and household goods; Computer and related activities	23,593	181,461	178,729	4,547	2,533,157	3,295,336
73 - 74	Research and development; Other business activities	24,954	138,926	299,322	4,597	2,056,074	2,988,396
92 - 93	Recreational, cultural and sporting activities Other service activities	1,495	21,445	118,032	6,659	585,276	894,456
	<b>Total</b>	<b>97,522</b>	<b>943,291</b>	<b>2,024,811</b>	<b>72,041</b>	<b>16,594,692</b>	<b>23,938,867</b>



**Table 14 Purchases of Other Goods and Services (Overheads) classified by NACE Rev. 1.1 in the Eastern and Southern Region, 2005**

NACE Rev.1.1	Principal Activity	Total Fuel Costs excl. VAT (€000)	Purchases of Computer and Related Services excl. VAT (€000)	Insurance Costs (€000)	Security Services (€000)	Recruitment Costs (€000)	Industrial Cleaning Services (€000)	Waste Disposal/ Refuse Collection (€000)
50	Sale, maintenance and repair of motor vehicles and motorcycles; retail sale of automotive fuel	55,153	11,113	39,992	6,098	1,420	3,246	5,928
51	Wholesale trade and commission trade, except of motor vehicles and motorcycles	157,023	77,756	110,090	15,546	17,979	11,457	16,522
52	Retail trade, except of motor vehicles and motorcycles; Repair of personal and household goods	176,820	17,098	94,660	44,511	9,281	44,672	26,060
55	Hotels and restaurants	182,099	6,536	91,093	26,128	33,889	27,189	29,279
60 - 64	Land transport; transport via pipelines; Water and Air transport; Supporting and auxiliary transport activities; Activities of travel agencies; Post and telecommunications	1,051,370	89,591	142,395	18,480	10,329	14,615	9,258
70 - 72	Real estate activities; Renting of machinery and equipment without operator and of personal and household goods; Computer and related activities	79,472	84,820	71,561	27,637	23,099	20,867	10,401
73 - 74	Research and development; Other business activities	107,740	146,090	101,029	6,752	30,812	13,473	8,326
92 - 93	Recreational, cultural and sporting activities Other service activities	51,942	7,965	43,297	8,041	2,896	13,718	4,711
	<b>Total</b>	<b>1,861,619</b>	<b>440,970</b>	<b>694,114</b>	<b>153,194</b>	<b>129,706</b>	<b>149,240</b>	<b>110,485</b>



**Table 14 (cont'd) Purchases of Other Goods and Services (Overheads) classified by NACE Rev. 1.1 in the Eastern and Southern Region, 2005**

NACE Rev.1.1	Principal Activity	Research and Development Services (€000)	Management Fees (€000)	Commercial Rent (€000)	Water Services (€000)	Purchases of Other Goods and Services excl. VAT (€000)	Total Purchases of Other Goods and Services excl. VAT (€000)
50	Sale, maintenance and repair of motor vehicles and motorcycles; retail sale of automotive fuel	226	23,484	56,740	2,098	384,661	590,158
51	Wholesale trade and commission trade, except of motor vehicles and motorcycles	40,237	196,232	192,365	8,320	3,189,281	4,032,809
52	Retail trade, except of motor vehicles and motorcycles;						
	Repair of personal and household goods	524	80,615	500,360	9,997	1,270,413	2,275,011
55	Hotels and restaurants	152	101,744	245,738	19,383	1,533,954	2,297,183
60, 61, 62, 63, 64	Land transport; transport via pipelines; Water and Air transport; Supporting and auxiliary transport activities; Activities of travel agencies; Post and telecommunications	2,946	151,008	168,428	4,407	3,763,438	5,426,267
70 - 72	Real estate activities; Renting of machinery and equipment without operator and of personal and household goods; Computer and related activities	23,296	171,423	164,071	3,895	2,267,181	2,947,724
73 - 74	Research and development; Other business activities	19,764	119,527	278,627	4,229	1,781,871	2,618,240
92 - 93	Recreational, cultural and sporting activities Other service activities	1,306	19,475	100,617	5,569	504,973	764,512
	<b>Total</b>	<b>88,451</b>	<b>863,508</b>	<b>1,706,946</b>	<b>57,900</b>	<b>14,695,772</b>	<b>20,951,904</b>



**Table 15 Purchases of Other Goods and Services (Overheads) classified by NACE Rev. 1.1 in the Border, Midlands and Western Region, 2005**

NACE Rev.1.1	Principal Activity	Total Fuel Costs excl. VAT (€000)	Purchases of Computer and Related Services excl. VAT (€000)	Insurance Costs (€000)	Security Services (€000)	Recruitment Costs (€000)	Industrial Cleaning Services (€000)	Waste Disposal/ Refuse Collection (€000)
50	Sale, maintenance and repair of motor vehicles and motorcycles; retail sale of automotive fuel	26,379	1,982	13,386	550	172	796	1,860
51	Wholesale trade and commission trade, except of motor vehicles and motorcycles	39,760	4,951	21,891	2,317	1,017	2,112	3,210
52	Retail trade, except of motor vehicles and motorcycles;							
	Repair of personal and household goods	72,871	4,826	35,554	9,931	2,200	11,019	7,219
55	Hotels and restaurants	67,405	1,348	28,490	2,987	1,185	7,301	8,481
60 - 64	Land transport; transport via pipelines; Water and Air transport; Supporting and auxiliary transport activities; Activities of travel agencies; Post and telecommunications	117,254	4,555	25,684	1,338	376	680	830
70 - 72	Real estate activities; Renting of machinery and equipment without operator and of personal and household goods; Computer and related activities	19,205	12,829	11,303	4,996	1,439	2,984	3,234
73 - 74	Research and development; Other business activities	22,955	5,474	15,232	342	3,976	1,137	1,186
92 - 93	Recreational, cultural and sporting activities Other service activities	14,838	741	8,980	1,154	206	1,946	1,113
	<b>Total</b>	<b>380,666</b>	<b>36,707</b>	<b>160,519</b>	<b>23,615</b>	<b>10,569</b>	<b>27,976</b>	<b>27,131</b>



**Table 15 (cont'd) Purchases of Other Goods and Services (Overheads) classified by NACE Rev. 1.1 in the Border, Midlands and Western Region, 2005**

NACE Rev.1.1	Principal Activity	Research and Development Services (€000)	Managment Fees (€000)	Commercial Rent (€000)	Water Services (€000)	Purchases of Other Goods and Services excl. VAT (€000)	Total Purchases of Other Goods and Services excl. VAT (€000)
50	Sale, maintenance and repair of motor vehicles and motorcycles; retail sale of automotive fuel	20	1,676	11,953	939	98,069	157,781
51	Wholesale trade and commission trade, except of motor vehicles and motorcycles	713	15,135	24,163	1,790	340,745	457,804
52	Retail trade, except of motor vehicles and motorcycles; Repair of personal and household goods	247	21,191	133,224	3,214	360,420	661,916
55	Hotels and restaurants	105	5,721	84,555	5,746	228,367	441,690
60, 61, 62, 63, 64	Land transport; transport via pipelines; Water and Air transport; Supporting and auxiliary transport activities; Activities of travel agencies; Post and telecommunications	2,312	4,654	11,201	343	250,838	420,061
70 - 72	Real estate activities; Renting of machinery and equipment without operator and of personal and household goods; Computer and related activities	297	10,038	14,660	651	265,976	347,611
73 - 74	Research and development; Other business activities	5,189	19,399	20,695	368	274,203	370,156
92 - 93	Recreational, cultural and sporting activities Other service activities	188	1,970	17,415	1,090	80,302	129,943
	<b>Total</b>	<b>9,070</b>	<b>79,783</b>	<b>317,865</b>	<b>14,141</b>	<b>1,898,920</b>	<b>2,986,963</b>



# **Detailed Tables of Purchases of Fuel and Energy Products for all Sectors**







**Table 16 Purchases of Fuel and Energy Products classified by NACE Rev. 1.1 in the State, 2005**

NACE Rev.1.1	Principal Activity	Electricity (€000)	Natural Gas (€000)	Liquefied Petroleum Gas (€000)	Heating Oil (€000)	Solid Fuels (€000)	Motor Fuel (€000)	Other Fuel/Energy Products (€000)	Total Fuel Costs excl. VAT (€000)
50	Sale, maintenance and repair of motor vehicles and motorcycles; retail sale of automotive fuel	26,919	952	520	3,001	269	49,609	262	81,532
51	Wholesale trade and commission trade, except of motor vehicles and motorcycles	60,281	4,603	1,594	6,256	67	120,716	3,266	196,783
52	Retail trade, except of motor vehicles and motorcycles;								
	Repair of personal and household goods	163,816	7,466	1,094	8,633	816	66,242	1,624	249,691
55	Hotels and restaurants	163,839	31,710	11,901	17,814	2,165	21,605	469	249,503
60-64	Land transport; transport via pipelines; Water and Air transport; Supporting and auxiliary transport activities; Activities of travel agencies; Post and telecommunications								
		65,402	6,524	598	4,944	54	347,388	743,713	1,168,623
70 - 72	Real estate activities; Renting of machinery and equipment without operator and of personal and household goods; Computer and related activities								
		36,777	3,005	252	3,436	81	52,708	2,419	98,677
73 - 74	Research and development; Other business activities								
		56,539	4,173	506	4,918	299	62,917	1,343	130,695
92 - 93	Recreational, cultural and sporting activities Other service activities								
		36,185	6,692	1,710	6,203	141	15,480	369	66,780
	<b>Total</b>	<b>609,759</b>	<b>65,125</b>	<b>18,176</b>	<b>55,202</b>	<b>3,892</b>	<b>736,664</b>	<b>753,465</b>	<b>2,242,284</b>



**Table 17 Purchases of Fuel and Energy Products classified by NACE Rev. 1.1 in the Eastern and Southern Region, 2005**

NACE Rev.1.1	Principal Activity	Electricity (€000)	Natural Gas (€000)	Liquefied Petroleum Gas (€000)	Heating Oil (€000)	Solid Fuels (€000)	Motor Fuel (€000)	Other Fuel/Energy Products (€000)	Total Fuel Costs excl. VAT (€000)
50	Sale, maintenance and repair of motor vehicles and motorcycles; retail sale of automotive fuel	18,722	775	348	1,849	105	33,178	176	55,153
51	Wholesale trade and commission trade, except of motor vehicles and motorcycles	47,426	4,430	476	4,649	58	96,943	3,040	157,023
52	Retail trade, except of motor vehicles and motorcycles;								
	Repair of personal and household goods	121,177	5,983	505	5,346	107	42,477	1,224	176,820
55	Hotels and restaurants	121,129	28,491	7,138	9,079	1,410	14,476	376	182,099
60-64	Land transport; transport via pipelines; Water and Air transport; Supporting and auxiliary transport activities; Activities of travel agencies; Post and telecommunications								
		60,036	6,347	545	4,564	22	240,783	739,071	1,051,370
70 - 72	Real estate activities; Renting of machinery and equipment without operator and of personal and household goods; Computer and related activities	31,208	2,878	220	2,638	20	40,431	2,078	79,472
73 - 74	Research and development; Other business activities	51,113	4,021	359	3,260	281	47,864	841	107,740
92 - 93	Recreational, cultural and sporting activities , Other service activities	28,691	6,118	1,341	3,875	84	11,670	163	51,942
	<b>Total</b>	<b>479,502</b>	<b>59,043</b>	<b>10,931</b>	<b>35,261</b>	<b>2,088</b>	<b>527,825</b>	<b>746,969</b>	<b>1,861,619</b>



**Table 18 Purchases of Fuel and Energy Products classified by NACE Rev. 1.1 in the Border, Midland and Western Region, 2005**

NACE Rev.1.1	Principal Activity	Electricity (€000)	Natural Gas (€000)	Liquefied Petroleum Gas (€000)	Heating Oil (€000)	Solid Fuels (€000)	Motor Fuel (€000)	Other Fuel/Energy Products (€000)	Total Fuel Costs excl. VAT (€000)
50	Sale, maintenance and repair of motor vehicles and motorcycles; retail sale of automotive fuel	8,198	177	172	1,152	164	16,431	86	26,379
51	Wholesale trade and commission trade, except of motor vehicles and motorcycles	12,856	172	1,118	1,607	9	23,772	226	39,760
52	Retail trade, except of motor vehicles and motorcycles;								
	Repair of personal and household goods	42,639	1,483	590	3,287	709	23,764	400	72,871
55	Hotels and restaurants	42,710	3,219	4,764	8,735	755	7,129	93	67,405
60-64	Land transport; transport via pipelines; Water and Air transport; Supporting and auxiliary transport activities; Activities of travel agencies; Post and telecommunications	5,364	177	54	380	32	106,604	4,643	117,254
70 - 72	Real estate activities; Renting of machinery and equipment without operator and of personal and household goods; Computer and related activities	5,569	127	32	797	60	12,277	341	19,205
73 - 74	Research and development; Other business activities	5,426	152	146	1,658	18	15,053	502	22,955
92 - 93	Recreational, cultural and sporting activities Other service activities	7,495	574	370	2,327	57	3,810	205	14,838
	<b>Total</b>	<b>130,257</b>	<b>6,082</b>	<b>7,245</b>	<b>19,941</b>	<b>1,804</b>	<b>208,840</b>	<b>6,496</b>	<b>380,666</b>







## **Detailed Tables on Changes in Fixed Capital Assets**







**Table 19 Changes in Fixed Capital Assets classified by NACE Rev. 1.1 in the State, 2005**

NACE Rev. 1.1	Principal Activity	Total Value of Assets Acquired excl. VAT (€000)	Investment in Land excl. VAT (€000)	Investment in Existing Buildings and Structures excl. VAT (€000)	Investment in Construction and Alteration of Buildings (€000)	Investment in Vehicles excl. VAT (€000)	Investment in Computer Equipment excl. VAT (€000)	Investment in Computer Software excl. VAT (€000)	Investment in Machinery and Equipment excl. VAT (€000)	Other Investment excl. VAT (€000)	Total Value of Assets Disposed excl. VAT (€000)
50	Sale, maintenance and repair of motor vehicles and motorcycles; retail sale of automotive fuel	437,488	46,190	100,165	55,417	155,966	5,488	3,585	61,829	8,848	146,190
51	Wholesale trade and commission trade, except of motor vehicles and motorcycles	807,953	72,720	178,779	105,647	125,075	40,081	47,011	178,717	59,923	317,153
52	Retail trade, except of motor vehicles and motorcycles; repair of personal and household goods	1,497,754	283,634	422,768	214,452	76,113	34,074	15,421	397,033	54,261	579,414
55	Hotels and restaurants	644,002	50,006	238,382	137,642	26,146	7,782	2,722	158,864	22,458	200,679
60 - 64	Land transport; transport via pipelines; Water and Air transport; Supporting and auxiliary transport activities; Activities of travel agencies; Post and telecommunications	2,252,949	57,287	164,838	120,851	413,298	102,175	18,649	521,540	854,306	525,644
70 - 74	Real estate activities; Renting of machinery and equipment without operator and of personal and household goods; Computer and related activities Research and development; Other business activities	2,328,140	297,915	377,954	456,706	301,530	258,080	40,285	292,563	303,109	952,638
92 - 93	Recreational, cultural and sporting activities; Other service activities	328,649	28,921	100,420	61,091	18,907	10,480	2,384	91,107	15,339	29,991
	<b>Total</b>	<b>8,296,935</b>	<b>836,673</b>	<b>1,583,305</b>	<b>1,151,807</b>	<b>1,117,035</b>	<b>458,161</b>	<b>130,056</b>	<b>1,701,654</b>	<b>1,318,244</b>	<b>2,751,710</b>



**Table 20 Changes in Fixed Capital Assets classified by NACE Rev. 1.1 in the Eastern and Southern Region, 2005**

NACE Rev. 1.1	Principal Activity	Total Value of Assets Acquired excl. VAT (€000)	Investment in Land excl. VAT (€000)	Investment in Existing Buildings and Structures excl. VAT (€000)	Investment in Construction and Alteration of Buildings (€000)	Investment in Vehicles excl. VAT (€000)	Investment in Computer Equipment excl. VAT (€000)	Investment in Computer Software excl. VAT (€000)	Investment in Machinery and Equipment excl. VAT (€000)	Other Investment excl. VAT (€000)	Total Value of Assets Disposed excl. VAT (€000)
50	Sale, maintenance and repair of motor vehicles and motorcycles; retail sale of automotive fuel	278,059	36,057	21,806	36,289	123,250	4,308	3,302	44,350	8,697	126,859
51	Wholesale trade and commission trade, except of motor vehicles and motorcycles	685,054	57,431	142,017	94,987	98,498	36,973	45,688	157,291	52,169	263,522
52	Retail trade, except of motor vehicles and motorcycles; repair of personal and household goods	1,148,475	223,606	323,249	161,367	57,796	28,529	12,270	309,749	31,908	481,406
55	Hotels and restaurants	511,207	47,696	213,830	89,480	16,196	6,362	1,978	116,654	19,012	191,430
60 - 64	Land transport; transport via pipelines; Water and Air transport; Supporting and auxiliary transport activities; Activities of travel agencies; Post and telecommunications	2,061,648	51,178	124,922	105,973	329,939	99,331	17,356	484,365	848,585	484,836
70 - 74	Real estate activities; Renting of machinery and equipment without operator and of personal and household goods; Computer and related activities Research and development; Other business activities	2,054,507	261,467	341,970	411,934	267,643	249,493	36,510	249,462	236,027	932,094
92 - 93	Recreational, cultural and sporting activities; Other service activities	227,410	27,974	58,225	37,970	16,188	9,471	1,846	65,425	10,312	26,994
	<b>Total</b>	<b>6,966,359</b>	<b>705,409</b>	<b>1,226,018</b>	<b>938,001</b>	<b>909,511</b>	<b>434,466</b>	<b>118,951</b>	<b>1,427,294</b>	<b>1,206,709</b>	<b>2,507,140</b>



**Table 21 Changes in Fixed Capital Assets classified by NACE Rev. 1.1 in the Border, Midlands and Western Region, 2005**

NACE Rev. 1.1	Principal Activity	Total Value of Assets Acquired excl. VAT (€000)	Investment in Land excl. VAT (€000)	Investment in Existing Buildings and Structures excl. VAT (€000)	Investment in Construction and Alteration of Buildings (€000)	Investment in Vehicles excl. VAT (€000)	Investment in Computer Equipment excl. VAT (€000)	Investment in Computer Software excl. VAT (€000)	Investment in Machinery and Equipment excl. VAT (€000)	Other Investment excl. VAT (€000)	Total Value of Assets Disposed excl. VAT (€000)
50	Sale, maintenance and repair of motor vehicles and motorcycles; retail sale of automotive fuel	159,429	10,133	78,359	19,127	32,716	1,180	283	17,480	151	19,332
51	Wholesale trade and commission trade, except of motor vehicles and motorcycles	122,899	15,289	36,762	10,661	26,577	3,108	1,323	21,426	7,753	53,632
52	Retail trade, except of motor vehicles and motorcycles; repair of personal and household goods	349,280	60,028	99,518	53,085	18,316	5,545	3,151	87,284	22,353	98,009
55	Hotels and restaurants	132,795	2,310	24,552	48,163	9,950	1,420	744	42,210	3,447	9,249
60 - 64	Land transport; transport via pipelines; Water and Air transport; Supporting and auxiliary transport activities; Activities of travel agencies; Post and telecommunications	191,300	6,110	39,916	14,879	83,359	2,845	1,295	37,176	5,721	40,808
70 - 74	Real estate activities; Renting of machinery and equipment without operator and of personal and household goods; Computer and related activities Research and development; Other business activities	273,633	36,448	35,984	44,772	33,886	8,587	3,773	43,101	67,082	20,545
92 - 93	Recreational, cultural and sporting activities; Other service activities	101,239	947	42,195	23,120	2,719	1,009	538	25,682	5,027	2,997
	<b>Total</b>	<b>1,330,576</b>	<b>131,264</b>	<b>357,287</b>	<b>213,806</b>	<b>207,524</b>	<b>23,694</b>	<b>11,105</b>	<b>274,360</b>	<b>111,535</b>	<b>244,570</b>







## **Detailed Tables on E-Commerce Acitivity**







**Table 22 Use of ICT by Enterprises classified by NACE Rev. 1.1 in the State, 2005**

NACE Rev. 1.1	Principal Activity	Total Number of Enterprises	Number of Enterprises with E-mail	Number of Enterprises with Website	Number of Enterprises with orders via E-mail, EDI or the Internet	Total Turnover <sup>1</sup> excl. VAT (€000)	Turnover <sup>1</sup> resulting from orders submitted using E-mail, EDI or the Internet (€000)
50	Sale, maintenance and repair of motor vehicles and motorcycles; retail sale of automotive fuel	5,341	1,701	847	464	15,921,433	1,849,378
51	Wholesale trade and commission trade, except of motor vehicles and motorcycles	7,230	4,443	2,068	1,894	57,161,026	7,564,812
52	Retail trade, except of motor vehicles and motorcycles; repair of personal and household goods	16,664	4,675	1,984	1,270	25,353,722	381,346
55	Hotels and restaurants	10,447	2,159	1,330	673	9,110,999	306,364
60 - 64	Land transport; transport via pipelines; Water and Air transport; Supporting and auxiliary transport activities; Activities of travel agencies; Post and telecommunications	6,526	1,895	825	679	22,199,198	4,778,589
70 - 72	Real estate activities; Renting of machinery and equipment without operator and of personal and household goods; Computer and related activities	12,489	5,820	3,416	1,951	17,475,915	4,601,500
73 - 74	Research and development; Other business activities	18,793	13,190	4,474	3,247	17,459,801	1,777,693
92 - 93	Recreational, cultural and sporting activities Other service activities	6,496	1,658	968	354	2,880,327	97,771
	<b>Total</b>	<b>83,988</b>	<b>35,540</b>	<b>15,913</b>	<b>10,532</b>	<b>167,562,420</b>	<b>21,357,452</b>

<sup>1</sup> Turnover (excl. VAT) indicated for NACE 50 includes Vehicle Registration Tax



**Table 23 Use of ICT by Enterprises classified by NACE Rev. 1.1 in the Eastern and Southern Region, 2005**

NACE Rev. 1.1	Principal Activity	Total Number of Enterprises	Number of Enterprises with E-mail	Number of Enterprises with Website	Number of Enterprises with orders via E-mail, EDI or the Internet	Total Turnover <sup>1</sup> excl. VAT (€000)	Turnover <sup>1</sup> resulting from orders submitted using E-mail, EDI or the Internet (€000)
50	Sale, maintenance and repair of motor vehicles and motorcycles; retail sale of automotive fuel	3,659	1,187	583	306	12,626,474	1,794,728
51	Wholesale trade and commission trade, except of motor vehicles and motorcycles	5,597	3,698	1,848	1,648	50,139,937	7,064,803
52	Retail trade, except of motor vehicles and motorcycles; repair of personal and household goods	11,692	3,640	1,641	1,041	19,122,454	336,440
55	Hotels and restaurants	7,077	1,674	1,046	474	7,317,133	250,796
60 - 64	Land transport; transport via pipelines; Water and Air transport; Supporting and auxiliary transport activities; Activities of travel agencies; Post and telecommunications	4,919	1,521	713	586	20,677,094	4,627,095
70 - 72	Real estate activities; Renting of machinery and equipment without operator and of personal and household goods; Computer and related activities	9,978	4,934	2,888	1,653	16,236,028	4,585,794
73 - 74	Research and development; Other business activities	15,852	11,221	3,890	2,671	15,443,202	1,754,081
92 - 93	Recreational, cultural and sporting activities Other service activities	4,810	1,350	824	309	2,479,132	88,582
	<b>Total</b>	<b>63,584</b>	<b>29,223</b>	<b>13,434</b>	<b>8,688</b>	<b>144,041,454</b>	<b>20,502,319</b>

<sup>1</sup> Turnover (excl. VAT) indicated for NACE 50 includes Vehicle Registration Tax



**Table 24 Use of ICT by Enterprises classified by NACE Rev. 1.1 in the Border, Midlands and Eastern Region, 2005**

NACE Rev. 1.1	Principal Activity	Total Number of Enterprises	Number of Enterprises with E-mail	Number of Enterprises with Website	Number of Enterprises with orders via E-mail, EDI or the Internet	Total Turnover <sup>1</sup> excl. VAT (€000)	Turnover <sup>1</sup> resulting from orders submitted using E-mail, EDI or the Internet (€000)
50	Sale, maintenance and repair of motor vehicles and motorcycles; retail sale of automotive fuel	1,682	514	264	158	3,294,959	54,650
51	Wholesale trade and commission trade, except of motor vehicles and motorcycles	1,632	745	220	246	7,021,088	500,009
52	Retail trade, except of motor vehicles and motorcycles; repair of personal and household goods	4,972	1,036	343	229	6,231,268	44,906
55	Hotels and restaurants	3,371	485	284	199	1,793,866	55,568
60 - 64	Land transport; transport via pipelines; Water and Air transport; Supporting and auxiliary transport activities; Activities of travel agencies; Post and telecommunications	1,607	374	112	92	1,522,104	151,493
70 - 72	Real estate activities; Renting of machinery and equipment without operator and of personal and household goods; Computer and related activities	2,511	887	528	298	1,239,887	15,706
73 - 74	Research and development; Other business activities	2,942	1,970	584	576	2,016,599	23,612
92 - 93	Recreational, cultural and sporting activities Other service activities	1,686	307	143	45	401,195	9,189
	<b>Total</b>	<b>20,404</b>	<b>6,317</b>	<b>2,479</b>	<b>1,844</b>	<b>23,520,966</b>	<b>855,133</b>

<sup>1</sup> Turnover (excl. VAT) indicated for NACE 50 includes Vehicle Registration Tax







**Detailed Tables on Nationality of Ownership for  
all Sectors with 20+ employees**







**Table 25 Principal Aggregates for Services sectors with 20+ employees classified by NACE Rev. 1.1 and by Nationality of Ownership in the State, 2005**

NACE Rev.1.1	Nationality of Ownership	Total Number of Enterprises	Turnover <sup>1</sup> excl. VAT (€000)	Total Purchases <sup>1</sup> excl. VAT (€000)	VAT on Turnover (€000)	Opening Stock excl. VAT (€000)	Closing Stock excl. VAT (€000)	Gross <sup>2</sup> Value Added (€000)
50, 55	Irish	1,414	12,820,761	10,794,421	2,218,639	1,282,301	1,473,783	2,217,823
	Foreign	37	1,303,248	1,079,829	185,412	94,738	125,904	254,585
	<b>Total</b>	<b>1,451</b>	<b>14,124,009</b>	<b>11,874,249</b>	<b>2,404,051</b>	<b>1,377,040</b>	<b>1,599,687</b>	<b>2,472,408</b>
51	Irish	570	23,121,885	20,625,434	2,504,824	1,403,087	1,805,020	2,898,384
	Foreign	152	18,746,786	15,870,959	1,798,023	879,810	860,238	2,856,254
	<b>Total</b>	<b>721</b>	<b>41,868,671</b>	<b>36,496,392</b>	<b>4,302,847</b>	<b>2,282,897</b>	<b>2,665,258</b>	<b>5,754,639</b>
52	Irish	854	10,210,211	8,055,988	1,312,968	852,640	901,557	2,203,140
	Foreign	59	6,306,468	5,076,500	818,802	370,234	385,082	1,244,815
	<b>Total</b>	<b>913</b>	<b>16,516,679</b>	<b>13,132,488</b>	<b>2,131,769</b>	<b>1,222,874</b>	<b>1,286,639</b>	<b>3,447,956</b>
60, 61, 62, 63, 64	Irish	264	9,501,022	5,106,922	686,571	86,334	94,459	4,402,226
	Foreign	78	8,202,507	3,889,473	543,986	88,359	120,515	4,345,190
	<b>Total</b>	<b>342</b>	<b>17,703,530</b>	<b>8,996,395</b>	<b>1,230,558</b>	<b>174,693</b>	<b>214,974</b>	<b>8,747,415</b>
70, 71, 72, 73, 92, 93	Irish	504	3,815,134	2,110,419	377,359	92,162	116,483	1,729,036
	Foreign	130	7,029,386	3,948,451	150,100	23,919	30,943	3,087,960
	<b>Total</b>	<b>634</b>	<b>10,844,520</b>	<b>6,058,869</b>	<b>527,459</b>	<b>116,081</b>	<b>147,426</b>	<b>4,816,996</b>
74	Irish	594	4,390,094	1,555,121	625,535	67,207	77,459	2,845,226
	Foreign	133	6,262,743	3,890,943	773,379	181,476	137,604	2,327,927
	<b>Total</b>	<b>727</b>	<b>10,652,837</b>	<b>5,446,064</b>	<b>1,398,914</b>	<b>248,683</b>	<b>215,063</b>	<b>5,173,153</b>
<b>Total</b>		<b>4,789</b>	<b>111,710,246</b>	<b>82,004,459</b>	<b>11,995,598</b>	<b>5,422,268</b>	<b>6,129,046</b>	<b>30,412,565</b>

<sup>1</sup> Turnover (excl. VAT) and Total Purchases indicated for NACE 50 include Vehicle Registration Tax

<sup>2</sup> Gross Value Added = Turnover (excl. VAT) less Total Purchases (excl. VAT) plus Closing Stock (excl. VAT) less Opening Stock (excl. VAT)



**Table 26 Supplementary Aggregates for Services sectors with 20+ employees classified by NACE Rev.1.1 and by Nationality of Ownership in the State, 2005**

NACE Rev. 1.1	Nationality of Ownership	Turnover excl. VAT (€000)	Personnel Costs (€000)	Wages and Salaries (€000)	Number <sup>1</sup> of Persons Engaged	Full-time Employees	Part-time Employees	Total <sup>1</sup> Number of Employees
50, 55	Irish	12,820,761	1,641,770	1,491,720	82,196	51,500	29,735	81,236
	Foreign	1,303,248	200,186	181,937	8,778	6,710	2,048	8,757
	Total	14,124,009	1,841,956	1,673,657	90,975	58,210	31,783	89,993
51	Irish	23,121,885	1,407,070	1,266,547	37,963	34,130	3,528	37,658
	Foreign	18,746,786	780,546	685,762	15,176	14,016	1,098	15,113
	Total	41,868,671	2,187,616	1,952,309	53,139	48,146	4,625	52,771
52	Irish	10,210,211	1,560,559	1,437,465	73,412	36,088	36,782	72,870
	Foreign	6,306,468	695,194	652,887	32,241	11,737	20,488	32,225
	Total	16,516,679	2,255,753	2,090,352	105,653	47,825	57,270	105,095
60, 61, 62, 63, 64	Irish	9,501,022	2,432,760	2,239,284	56,372	53,535	2,532	56,066
	Foreign	8,202,507	529,959	476,491	13,643	12,994	635	13,628
	Total	17,703,530	2,962,719	2,715,775	70,015	66,528	3,166	69,695
70, 71, 72, 73, 92, 93	Irish	3,815,134	984,765	889,909	34,023	23,924	9,590	33,514
	Foreign	7,029,386	781,889	694,021	18,115	16,570	1,502	18,073
	Total	10,844,520	1,766,653	1,583,930	52,138	40,494	11,093	51,587
74	Irish	4,390,094	1,761,558	1,578,403	56,674	40,110	15,393	55,503
	Foreign	6,262,743	811,322	719,779	19,795	15,936	3,822	19,758
	Total	10,652,837	2,572,880	2,298,183	76,469	56,046	19,215	75,261
	<b>Total</b>	<b>111,710,246</b>	<b>13,587,577</b>	<b>12,314,206</b>	<b>448,387</b>	<b>317,248</b>	<b>127,153</b>	<b>444,401</b>

<sup>1</sup> Persons engaged and employment details shown relate to the week-ending 9 September 2005



**Table 27 Principal Aggregates for Services sectors with 20+ employees classified by Nationality of Ownership in the State, 2005**

Nationality of Ownership	Total Number of Enterprises	Turnover <sup>1</sup> excl. VAT (€000)	Total Purchases <sup>1</sup> excl. VAT (€000)	VAT on Turnover (€000)	Opening Stock excl. VAT (€000)	Closing Stock excl. VAT (€000)	Gross <sup>2</sup> Value Added (€000)
Irish	4,200	63,859,108	48,248,304	7,725,895	3,783,731	4,468,761	16,295,834
Foreign *	588	47,851,138	33,756,155	4,269,703	1,638,536	1,660,285	14,116,731
<i>* of which</i>							
EU Countries	326	20,683,237	14,254,296	2,291,432	973,329	1,009,222	6,464,835
UK	191	12,296,774	9,220,765	1,768,914	591,430	552,366	3,036,946
France	32	536,790	374,266	70,295	37,871	33,227	157,879
Other	103	7,849,673	4,659,265	452,223	344,028	423,630	3,270,010
Non-EU Countries	263	27,167,901	19,501,859	1,978,271	665,208	651,062	7,651,897
USA	190	22,104,568	15,545,685	1,540,913	486,419	459,265	6,531,729
Other	72	5,063,333	3,956,174	437,359	178,789	191,798	1,120,168
<b>Total</b>	<b>4,789</b>	<b>111,710,246</b>	<b>82,004,459</b>	<b>11,995,598</b>	<b>5,422,268</b>	<b>6,129,046</b>	<b>30,412,565</b>

<sup>1</sup> Turnover (excl. VAT) and Total Purchases (excl. VAT) indicated for NACE 50 include Vehicle Registration Tax

<sup>2</sup> Gross Value Added = Turnover (excl. VAT) less Total Purchases (excl. VAT) plus Closing Stock (excl. VAT) less Opening Stock (excl. VAT)



**Table 28 Supplementary Aggregates for Services sectors with 20+ employees classified by Nationality of Ownership in the State, 2005**

Nationality of Ownership	Turnover excl. VAT (€000)	Personnel Costs (€000)	Wages and Salaries (€000)	Number <sup>1</sup> of Persons Engaged	Full-time Employees	Part-time Employees	Total <sup>1</sup> Number of Employees
Irish	63,859,108	9,788,482	8,903,328	340,640	239,286	97,560	336,847
Foreign *	47,851,138	3,799,095	3,410,877	107,748	77,962	29,592	107,554
<i>* of which</i>							
EU Countries	20,683,237	2,145,845	1,944,582	70,939	45,117	25,732	70,849
UK	12,296,774	1,371,568	1,255,901	49,905	28,285	21,548	49,833
France	536,790	114,125	103,213	3,865	3,120	735	3,855
Other	7,849,673	660,152	585,468	17,169	13,712	3,449	17,161
Non-EU Countries	27,167,901	1,653,251	1,466,295	36,809	32,845	3,861	36,705
USA	22,104,568	1,278,175	1,133,020	28,836	26,096	2,668	28,764
Other	5,063,333	375,076	333,275	7,973	6,749	1,193	7,941
<b>Total</b>	<b>111,710,246</b>	<b>13,587,577</b>	<b>12,314,206</b>	<b>448,387</b>	<b>317,248</b>	<b>127,153</b>	<b>444,401</b>

<sup>1</sup> Persons engaged and employment details shown relate to the week-ending 9 September 2005



**Table 29 Exports and Imports of Goods and Services for Services sectors with 20+ employees classified by NACE Rev. 1.1 in the State, 2005**

NACE Rev. 1.1	Principal Activity	Total Number of Enterprises	Turnover <sup>1</sup> excl. VAT (€000)	Gross <sup>2</sup> Value Added (€000)	Total Exports of Goods and Services excl. VAT (€000)	Total Exports of Services excl. VAT (€000)	Total Imports of Goods and Services excl. VAT (€000)	Total Imports of Services excl. VAT (€000)
50	Sale, maintenance and repair of motor vehicles and motorcycles; retail sale of automotive fuel	344	10,130,139	732,103	51,784	1,722	2,110,825	128,299
51	Wholesale trade and commission trade, except of motor vehicles and motorcycles	721	41,868,671	5,754,639	8,301,863	399,102	13,458,251	426,176
52	Retail trade, except of motor vehicles and motorcycles; repair of personal and household goods	913	16,516,679	3,447,956	193,158	3,888	2,100,614	216,055
55	Hotels and restaurants	1,107	3,993,871	1,740,305	2,449	544	21,102	3,474
60-64	Land transport; transport via pipelines; Water and Air transport; Supporting and auxiliary transport activities; Activities of travel agencies; Post and telecommunications	342	17,703,530	8,747,415	4,901,105	4,151,649	2,668,457	1,927,001
70 - 72	Real estate activities; Renting of machinery and equipment without operator and of personal and household goods; Computer and related activities	300	8,871,214	3,719,735	6,170,170	4,192,132	903,548	520,519
73 - 74	Research and development; Other business activities	745	10,949,728	5,281,332	1,758,715	1,280,717	826,652	158,187
92 - 93	Recreational, cultural and sporting activities; Other service activities	315	1,676,415	989,082	157,316	17,985	90,100	6,500
	<b>Total</b>	<b>4,789</b>	<b>111,710,246</b>	<b>30,412,565</b>	<b>21,536,561</b>	<b>10,047,739</b>	<b>22,179,549</b>	<b>3,386,212</b>

<sup>1</sup> Turnover (excl. VAT) indicated for NACE 50 includes Vehicle Registration Tax<sup>2</sup> Gross Value Added = Turnover (excl. VAT) less Total Purchases (excl. VAT) plus Closing Stock (excl. VAT) less Opening Stock (excl. VAT)







## **Detailed Tables on Family Businesses**







**Table 30 Principal Aggregates for all Enterprises classified by NACE Rev. 1.1 and Business Type<sup>3</sup> in the State, 2005**

NACE Rev.1.1	Principal Activity and Business Type (Family/Non-Family)	Total Number of Enterprises	Turnover <sup>1</sup> excl. VAT (€000)	Total Purchases <sup>1</sup> excl. VAT (€000)	VAT on Turnover (€000)	Opening Stock excl. VAT (€000)	Closing Stock excl. VAT (€000)	Gross <sup>2</sup> Value Added (€000)
<b>Section G</b>	<b>Wholesale and retail trade; repair of motor vehicles, motorcycles and personal and household goods</b>							
50	Sale, maintenance and repair of motor vehicles and motorcycles; retail sale of automotive fuel							
	Family Business	2,929	8,553,362	7,963,286	1,517,675	1,045,098	1,227,288	772,265
	Non-Family Business	2,412	7,368,071	6,963,796	1,293,957	936,353	1,140,820	608,742
	Sub-total	5,341	15,921,433	14,927,082	2,811,631	1,981,451	2,368,107	1,381,007
51	Wholesale trade and commission trade, except of motor vehicles and motorcycles							
	Family Business	3,491	15,441,073	13,720,913	1,682,816	896,850	999,803	1,823,113
	Non-Family Business	3,739	41,719,953	35,646,053	3,743,335	2,161,256	2,524,664	6,437,307
	Sub-total	7,230	57,161,026	49,366,966	5,426,150	3,058,106	3,524,466	8,260,420
52	Retail trade, except of motor vehicles and motorcycles; repair of personal and household goods							
	Family Business	9,343	12,128,848	9,642,897	1,578,387	1,113,792	1,193,363	2,565,522
	Non-Family Business	7,321	13,224,874	10,749,731	1,729,606	1,069,453	1,132,697	2,538,387
	Sub-total	16,664	25,353,722	20,392,628	3,307,993	2,183,245	2,326,061	5,103,910
	<b>Total Section G</b>	<b>29,235</b>	<b>98,436,180</b>	<b>84,686,676</b>	<b>11,545,775</b>	<b>7,222,802</b>	<b>8,218,634</b>	<b>14,745,337</b>

<sup>1</sup> Turnover (excl. VAT) and Total Purchases (excl. VAT) indicated for NACE 50 include Vehicle Registration Tax

<sup>2</sup> Gross Value Added = Turnover (excl. VAT) less Total Purchases (excl. VAT) plus Closing Stock (excl. VAT) less Opening Stock (excl. VAT)

<sup>3</sup> See note on family businesses in background notes



Table 30 (cont'd) Principal Aggregates for all Enterprises classified by NACE Rev. 1.1 and Business Type<sup>3</sup> in the State, 2005

NACE Rev.1.1	Principal Activity and Business Type (Family/Non-Family)	Total Number of Enterprises	Turnover excl. VAT (€000)	Total Purchases excl. VAT (€000)	VAT on Turnover (€000)	Opening Stock excl. VAT (€000)	Closing Stock excl. VAT (€000)	Gross <sup>1</sup> Value Added (€000)
<b>Section H</b>	<b>Hotels and restaurants</b>							
55	Hotels and restaurants							
	Family Business	6,364	3,994,526	2,511,371	663,928	107,769	110,467	1,485,854
	Non-Family Business	4,083	5,116,473	3,433,011	782,266	102,496	122,686	1,703,651
	Sub-total	10,447	9,110,999	5,944,382	1,446,194	210,266	233,153	3,189,505
	<b>Total Section H</b>	<b>10,447</b>	<b>9,110,999</b>	<b>5,944,382</b>	<b>1,446,194</b>	<b>210,266</b>	<b>233,153</b>	<b>3,189,505</b>
<b>Section I</b>	<b>Transport, storage and communication</b>							
60 - 62	Land transport; transport via pipelines, Water and Air transport							
	Family Business	2,221	1,346,771	866,610	163,164	4,863	6,776	482,072
	Non-Family Business	2,001	4,987,434	2,968,481	135,672	47,175	58,716	2,030,495
	Sub-total	4,221	6,334,204	3,835,092	298,836	52,038	65,492	2,512,567
63	Supporting and auxiliary transport activities; activities of travel agencies							
	Family Business	481	1,558,276	1,267,676	49,195	1,461	2,166	291,305
	Non-Family Business	631	4,557,193	2,883,422	159,133	27,143	26,079	1,672,707
	Sub-total	1,112	6,115,469	4,151,097	208,328	28,604	28,245	1,964,013

<sup>1</sup> Gross Value Added = Turnover (excl. VAT) less Total Purchases (excl. VAT) plus Closing Stock (excl. VAT) less Opening Stock (excl. VAT)<sup>3</sup> See note on family businesses in background notes



**Table 30 (cont'd) Principal Aggregates for all Enterprises classified by NACE Rev. 1.1 and Business Type<sup>3</sup> in the State, 2005**

NACE Rev.1.1	Principal Activity and Business Type (Family/Non-Family)	Total Number of Enterprises	Turnover excl. VAT (€000)	Total Purchases excl. VAT (€000)	VAT on Turnover (€000)	Opening Stock excl. VAT (€000)	Closing Stock excl. VAT (€000)	Gross <sup>1</sup> Value Added (€000)
<b>Section I (cont'd)</b>	<b>Transport, storage and communication</b>							
64	Post and telecommunications							
	Family Business	423	96,776	44,814	17,594	173	228	52,017
	Non-Family Business	770	9,652,748	3,829,089	998,344	116,444	141,877	5,849,092
	Sub-total	1,193	9,749,524	3,873,903	1,015,938	116,617	142,105	5,901,109
	<b>Total Section I</b>	<b>6,526</b>	<b>22,199,198</b>	<b>11,860,093</b>	<b>1,523,101</b>	<b>197,259</b>	<b>235,843</b>	<b>10,377,689</b>
<b>Section K</b>	<b>Real estate, renting and business activities</b>							
70	Real estate activities							
	Family Business	2,448	2,491,745	1,186,327	311,649	2,320,692	1,719,519	704,246
	Non-Family Business	3,940	3,124,266	1,552,470	352,196	575,275	459,115	1,455,635
	Sub-total	6,388	5,616,011	2,738,797	663,845	2,895,967	2,178,634	2,159,881
71 - 72	Renting of machinery and equipment without operator and of personal and household goods; Computer and related activities							
	Family Business	2,561	1,099,008	670,787	168,022	38,813	47,128	436,537
	Non-Family Business	3,541	10,760,897	5,765,525	402,689	109,397	133,094	5,019,069
	Sub-total	6,102	11,859,905	6,436,313	570,712	148,210	180,224	5,455,606

<sup>1</sup> Gross Value Added = Turnover (excl. VAT) less Total Purchases (excl. VAT) plus Closing Stock (excl. VAT) less Opening Stock (excl. VAT)

<sup>3</sup> See note on family businesses in background notes



Table 30 (cont'd) Principal Aggregates for all Enterprises classified by NACE Rev. 1.1 and Business Type<sup>3</sup> in the State, 2005

NACE Rev.1.1	Principal Activity and Business Type (Family/Non-Family)	Total Number of Enterprises	Turnover excl. VAT (€000)	Total Purchases excl. VAT (€000)	VAT on Turnover (€000)	Opening Stock excl. VAT (€000)	Closing Stock excl. VAT (€000)	Gross <sup>1</sup> Value Added (€000)
<b>Section K (cont'd)</b>	<b>Real estate, renting and business activities</b>							
73 - 74	Research and development; Other business activities							
	Family Business	6,088	1,879,319	702,079	295,530	46,732	45,486	1,175,994
	Non-Family Business	12,704	15,580,481	8,405,103	2,187,355	291,206	263,485	7,147,657
	Sub-total	18,793	17,459,801	9,107,182	2,482,884	337,937	308,971	8,323,651
	<b>Total Section K</b>	<b>31,283</b>	<b>34,935,716</b>	<b>18,282,292</b>	<b>3,717,441</b>	<b>3,382,114</b>	<b>2,667,828</b>	<b>15,939,138</b>
<b>Section O</b>	<b>Other community, social and personal service activities</b>							
92	Recreational, cultural and sporting activities							
	Family Business	641	281,752	136,750	29,987	3,516	4,586	146,072
	Non-Family Business	1,146	1,648,152	677,755	67,172	12,328	13,012	971,081
	Sub-total	1,787	1,929,904	814,504	97,158	15,844	17,598	1,117,153
93	Other service activities							
	Family Business	1,938	413,156	185,513	47,125	8,920	10,228	228,951
	Non-Family Business	2,772	537,268	264,335	73,692	23,197	23,427	273,162
	Sub-total	4,709	950,423	449,848	120,817	32,117	33,655	502,113
	<b>Total Section O</b>	<b>6,496</b>	<b>2,880,327</b>	<b>1,264,352</b>	<b>217,975</b>	<b>47,961</b>	<b>51,252</b>	<b>1,619,266</b>

<sup>1</sup> Gross Value Added = Turnover (excl. VAT) less Total Purchases (excl. VAT) plus Closing Stock (excl. VAT) less Opening Stock (excl. VAT)<sup>3</sup> See note on family businesses in background notes



**Table 30 (cont'd) Principal Aggregates for all Enterprises classified by NACE Rev. 1.1 and Business Type<sup>3</sup> in the State, 2005**

NACE Rev.1.1	Principal Activity and Business Type (Family/Non-Family)	Total Number of Enterprises	Turnover excl. VAT (€000)	Total Purchases excl. VAT (€000)	VAT on Turnover (€000)	Opening Stock excl. VAT (€000)	Closing Stock excl. VAT (€000)	Gross <sup>1</sup> Value Added (€000)
<b>All NACE categories</b>								
	<b>Family Business</b>	<b>38,927</b>	<b>49,284,610</b>	<b>38,899,023</b>	<b>6,525,071</b>	<b>5,588,678</b>	<b>5,367,039</b>	<b>10,163,949</b>
	<b>Non-Family Business</b>	<b>45,061</b>	<b>118,277,810</b>	<b>83,138,772</b>	<b>11,925,416</b>	<b>5,471,723</b>	<b>6,039,671</b>	<b>35,706,985</b>
	<b>Total All Sections</b>	<b>83,988</b>	<b>167,562,420</b>	<b>122,037,795</b>	<b>18,450,486</b>	<b>11,060,401</b>	<b>11,406,710</b>	<b>45,870,934</b>

<sup>1</sup> Gross Value Added = Turnover (excl. VAT) less Total Purchases (excl. VAT) plus Closing Stock (excl. VAT) less Opening Stock (excl. VAT)<sup>3</sup> See note on family businesses in background notes



**Table 31 Supplementary Aggregates for all Enterprises classified by NACE Rev. 1.1 and Business Type<sup>2</sup> in the State, 2005**

NACE Rev.1.1	Principal Activity and Business Type (Family/Non-Family)	Turnover excl. VAT (€000)	Capital Acquisitions excl. VAT (€000)	Capital Disposals excl. VAT (€000)	Personnel Costs (€000)	Wages and Salaries (€000)	Number <sup>1</sup> of Persons Engaged	Full-time Employees	Part-time Employees	Total <sup>1</sup> Number of Employees
<b>Section G</b>	<b>Wholesale and retail trade; repair of motor vehicles, motorcycles and personal and household goods</b>									
50	Sale, maintenance and repair of motor vehicles and motorcycles; retail sale of automotive fuel									
	Family Business	8,553,362	314,769	119,359	482,946	439,990	20,533	14,999	3,175	18,175
	Non-Family Business	7,368,071	122,719	26,831	355,987	323,335	14,390	10,627	1,863	12,491
	Sub-total	15,921,433	437,488	146,190	838,933	763,326	34,922	25,627	5,039	30,665
51	Wholesale trade and commission trade, except of motor vehicles and motorcycles									
	Family Business	15,441,073	294,046	109,596	1,084,584	976,666	32,937	27,509	3,332	30,841
	Non-Family Business	41,719,953	513,906	207,557	1,901,218	1,696,437	47,729	40,630	4,534	45,164
	Sub-total	57,161,026	807,953	317,153	2,985,802	2,673,103	80,665	68,139	7,866	76,005
52	Retail trade, except of motor vehicles and motorcycles; repair of personal and household goods									
	Family Business	12,128,848	730,872	118,396	1,595,258	1,468,520	86,780	41,566	35,557	77,123
	Non-Family Business	13,224,874	766,882	461,018	1,587,846	1,472,550	83,455	37,740	38,888	76,628
	Sub-total	25,353,722	1,497,754	579,414	3,183,104	2,941,070	170,235	79,306	74,445	153,752
	<b>Total Section G</b>	<b>98,436,180</b>	<b>2,743,195</b>	<b>1,042,758</b>	<b>7,007,839</b>	<b>6,377,499</b>	<b>285,822</b>	<b>173,072</b>	<b>87,350</b>	<b>260,422</b>

<sup>1</sup> Persons engaged and employment details shown relate to the week-ending 9 September 2005<sup>2</sup> See note on family businesses in background notes



**Table 31 (cont'd) Supplementary Aggregates for all Enterprises classified by NACE Rev. 1.1 and Business Type<sup>2</sup> in the State, 2005**

NACE Rev.1.1	Principal Activity and Business Type (Family/Non-Family)	Turnover excl. VAT (€000)	Capital Acquisitions excl. VAT (€000)	Capital Disposals excl. VAT (€000)	Personnel Costs (€000)	Wages and Salaries (€000)	Number <sup>1</sup> of Persons Engaged	Full-time Employees	Part-time Employees	Total <sup>1</sup> Number of Employees
<b>Section H</b>	<b>Hotels and restaurants</b>									
55	Hotels and restaurants									
	Family Business	3,994,526	331,706	51,570	1,002,882	915,791	68,788	34,020	26,353	60,372
	Non-Family Business	5,116,473	312,295	149,109	1,030,681	937,316	61,118	33,884	23,021	56,906
	Sub-total	9,110,999	644,002	200,679	2,033,562	1,853,107	129,906	67,904	49,374	117,278
	<b>Total Section H</b>	<b>9,110,999</b>	<b>644,002</b>	<b>200,679</b>	<b>2,033,562</b>	<b>1,853,107</b>	<b>129,906</b>	<b>67,904</b>	<b>49,374</b>	<b>117,278</b>
<b>Section I</b>	<b>Transport, storage and communication</b>									
60 - 62	Land transport; transport via pipelines, Water and Air transport									
	Family Business	1,346,771	194,718	106,560	242,192	220,575	11,179	8,356	755	9,112
	Non-Family Business	4,987,434	1,186,361	284,671	1,180,868	1,078,650	26,900	24,738	323	25,061
	Sub-total	6,334,204	1,381,080	391,230	1,423,062	1,299,225	38,079	33,094	1,079	34,173
63	Supporting and auxiliary transport activities; activities of travel agencies									
	Family Business	1,558,276	40,563	15,480	115,962	105,782	4,288	3,321	659	3,980
	Non-Family Business	4,557,193	193,861	32,982	633,992	570,641	17,033	15,052	1,377	16,429
	Sub-total	6,115,469	234,424	48,462	749,955	676,423	21,320	18,373	2,036	20,409

<sup>1</sup> Persons engaged and employment details shown relate to the week-ending 9 September 2005

<sup>2</sup> See note on family businesses in background notes



**Table 31 (cont'd) Supplementary Aggregates for all Enterprises classified by NACE Rev. 1.1 and Business Type<sup>2</sup> in the State, 2005**

NACE Rev.1.1	Principal Activity and Business Type (Family/Non-Family)	Turnover excl. VAT (€000)	Capital Acquisitions excl. VAT (€000)	Capital Disposals excl. VAT (€000)	Personnel Costs (€000)	Wages and Salaries (€000)	Number <sup>1</sup> of Persons Engaged	Full-time Employees	Part-time Employees	Total <sup>1</sup> Number of Employees
<b>Section I (cont'd)</b>	<b>Transport, storage and communication</b>									
64	Post and telecommunications									
	Family Business	96,776	5,724	844	27,868	26,112	1,674	1,160	81	1,241
	Non-Family Business	9,652,748	631,721	85,108	1,119,736	1,040,051	27,228	24,651	1,873	26,524
	Sub-total	9,749,524	637,445	85,952	1,147,605	1,066,163	28,902	25,812	1,954	27,766
	<b>Total Section I</b>	<b>22,199,198</b>	<b>2,252,949</b>	<b>525,644</b>	<b>3,320,621</b>	<b>3,041,811</b>	<b>88,301</b>	<b>77,278</b>	<b>5,070</b>	<b>82,348</b>
<b>Section K</b>	<b>Real estate, renting and business activities</b>									
70	Real estate activities									
	Family Business	2,491,745	428,982	166,187	103,448	94,004	6,749	2,535	430	2,964
	Non-Family Business	3,124,266	793,626	291,133	306,547	280,079	12,465	5,075	691	5,766
	Sub-total	5,616,011	1,222,608	457,320	409,995	374,083	19,214	7,609	1,121	8,730
71 - 72	Renting of machinery and equipment without operator and of personal and household goods; Computer and related activities									
	Family Business	1,099,008	123,085	50,527	254,535	233,139	10,076	6,906	864	7,770
	Non-Family Business	10,760,897	431,722	155,386	1,217,599	1,090,842	29,856	24,743	2,003	26,747
	Sub-total	11,859,905	554,807	205,913	1,472,135	1,323,981	39,932	31,649	2,867	34,515

<sup>1</sup> Persons engaged and employment details shown relate to the week-ending 9 September 2005

<sup>2</sup> See note on family businesses in background notes



**Table 31 (cont'd) Supplementary Aggregates for all Enterprises classified by NACE Rev. 1.1 and Business Type<sup>2</sup> in the State, 2005**

NACE Rev.1.1	Principal Activity and Business Type (Family/Non-Family)	Turnover excl. VAT (€000)	Capital Acquisitions excl. VAT (€000)	Capital Disposals excl. VAT (€000)	Personnel Costs (€000)	Wages and Salaries (€000)	Number <sup>1</sup> of Persons Engaged	Full-time Employees	Part-time Employees	Total <sup>1</sup> Number of Employees
<b>Section K (cont'd)</b>	<b>Real estate, renting and business activities</b>									
73 - 74	Research and development; Other business activities									
	Family Business	1,879,319	106,174	11,691	694,726	630,172	34,120	17,488	10,880	28,368
	Non-Family Business	15,580,481	444,550	277,715	3,222,823	2,878,461	97,238	68,821	14,667	83,487
	Sub-total	17,459,801	550,725	289,405	3,917,550	3,508,633	131,358	86,308	25,548	111,855
	<b>Total Section K</b>	<b>34,935,716</b>	<b>2,328,140</b>	<b>952,639</b>	<b>5,799,679</b>	<b>5,206,696</b>	<b>190,504</b>	<b>125,566</b>	<b>29,535</b>	<b>155,101</b>
<b>Section O</b>	<b>Other community, social and personal service activities</b>									
92	Recreational, cultural and sporting activities									
	Family Business	281,752	61,597	5,916	74,032	68,191	5,257	2,559	1,911	4,470
	Non-Family Business	1,648,152	171,261	16,218	383,369	342,189	17,307	9,170	7,074	16,244
	Sub-total	1,929,904	232,857	22,135	457,401	410,379	22,564	11,729	8,985	20,714
93	Other service activities									
	Family Business	413,156	64,795	2,813	161,169	146,086	10,976	5,530	3,819	9,349
	Non-Family Business	537,268	30,998	5,043	180,703	165,564	12,344	7,448	2,481	9,929
	Sub-total	950,423	95,792	7,856	341,872	311,649	23,320	12,978	6,300	19,278
	<b>Total Section O</b>	<b>2,880,327</b>	<b>328,649</b>	<b>29,991</b>	<b>799,273</b>	<b>722,029</b>	<b>45,885</b>	<b>24,707</b>	<b>15,285</b>	<b>39,992</b>

<sup>1</sup> Persons engaged and employment details shown relate to the week-ending 9 September 2005

<sup>2</sup> See note on family businesses in background notes



Table 31 (cont'd) Supplementary Aggregates for all Enterprises classified by NACE Rev. 1.1 and Business Type<sup>2</sup> in the State, 2005

NACE Rev.1.1	Principal Activity and Business Type (Family/Non-Family)	Turnover excl. VAT (€000)	Capital Acquisitions excl. VAT (€000)	Capital Disposals excl. VAT (€000)	Personnel Costs (€000)	Wages and Salaries (€000)	Number <sup>1</sup> of Persons Engaged	Full-time Employees	Part-time Employees	Total <sup>1</sup> Number of Employees
<b>All NACE categories</b>										
	<b>Family Business</b>	49,284,610	2,697,032	758,938	5,839,605	5,325,028	293,356	165,947	87,818	253,765
	<b>Non-Family Business</b>	118,277,810	5,599,903	1,992,772	13,121,369	11,876,114	447,063	302,580	98,797	401,376
	<b>Total All Sections</b>	167,562,420	8,296,935	2,751,710	18,960,974	17,201,143	740,419	468,527	186,614	655,141

<sup>1</sup> Persons engaged and employment details shown relate to the week-ending 9 September 2005<sup>2</sup> See note on family businesses in background notes



**Table 32 Principal Aggregates for all Family Businesses<sup>2</sup> classified by NACE Rev. 1.1 and by Number of Persons Engaged in the State, 2005**

NACE Rev.1.1	Principal Activity and Number of Persons Engaged (week-ending 9 September 2005)	Total Number of Enterprises	Turnover excl. VAT (€000)	Total Purchases excl. VAT (€000)	VAT on Turnover (€000)	Opening Stock excl. VAT (€000)	Closing Stock excl. VAT (€000)	Gross <sup>1</sup> Value Added (€000)
<b>Section G</b>	<b>Wholesale and retail trade; repair of motor vehicles, motorcycles and personal and household goods</b>							
	1 - 9 Persons engaged	13,297	11,184,392	9,884,606	1,131,852	868,788	952,114	1,383,113
	10 - 19 Persons engaged	1,447	4,220,635	3,638,655	633,872	447,377	533,103	667,706
	20 - 49 Persons engaged	720	5,926,889	5,193,545	932,668	618,461	712,231	827,113
	50 or more Persons engaged	299	14,791,366	12,610,290	2,080,486	1,121,113	1,223,006	2,282,969
	<b>Total Section G</b>	<b>15,763</b>	<b>36,123,282</b>	<b>31,327,096</b>	<b>4,778,878</b>	<b>3,055,739</b>	<b>3,420,454</b>	<b>5,160,901</b>
<b>Section H</b>	<b>Hotels and restaurants</b>							
	1 - 9 Persons engaged	5,068	1,534,309	1,070,086	265,509	57,756	59,269	465,737
	10 - 19 Persons engaged	707	562,598	355,060	96,473	14,779	15,040	207,799
	20 - 49 Persons engaged	337	542,134	331,039	88,797	12,429	12,709	211,375
	50 or more Persons engaged	252	1,355,486	755,186	213,149	22,806	23,449	600,943
	<b>Total Section H</b>	<b>6,364</b>	<b>3,994,526</b>	<b>2,511,371</b>	<b>663,928</b>	<b>107,769</b>	<b>110,467</b>	<b>1,485,854</b>
<b>Section I</b>	<b>Transport, storage and communication</b>							
	1 - 9 Persons engaged	2,780	1,110,989	790,439	95,027	2,916	4,377	322,011
	10 - 19 Persons engaged	216	573,439	427,188	43,959	725	925	146,450
	20 - 49 Persons engaged	81	523,820	423,258	33,438	1,226	1,650	100,986
	50 or more Persons engaged	48	793,574	538,216	57,528	1,629	2,219	255,949
	<b>Total Section I</b>	<b>3,124</b>	<b>3,001,822</b>	<b>2,179,101</b>	<b>229,953</b>	<b>6,497</b>	<b>9,171</b>	<b>825,395</b>

<sup>1</sup> Gross Value Added = Turnover (excl. VAT) ) less Total Purchases (excl. VAT) plus Closing Stock (excl. VAT) less Opening Stock (excl. VAT)

<sup>2</sup> See note on family businesses in background notes



**Table 32 (cont'd) Principal Aggregates for all Family Businesses<sup>2</sup> classified by NACE Rev. 1.1 and by Number of Persons Engaged in the State, 2005**

NACE Rev.1.1	Principal Activity and Number of Persons Engaged (week-ending 9 September 2005)	Total Number of Enterprises	Turnover excl. VAT (€000)	Total Purchases excl. VAT (€000)	VAT on Turnover (€000)	Opening Stock excl. VAT (€000)	Closing Stock excl. VAT (€000)	Gross <sup>1</sup> Value Added (€000)
<b>Section K</b>	<b>Real estate, renting and business activities</b>							
	1 - 9 Persons engaged	10,558	3,906,828	1,759,222	542,868	2,299,211	1,683,111	1,531,506
	10 - 19 Persons engaged	337	580,703	357,583	92,354	83,870	101,558	240,809
	20 - 49 Persons engaged	124	325,296	169,037	48,084	11,016	11,706	156,949
	50 or more Persons engaged	77	657,245	273,351	91,895	12,140	15,759	387,512
	<b>Total Section K</b>	<b>11,097</b>	<b>5,470,072</b>	<b>2,559,193</b>	<b>775,201</b>	<b>2,406,236</b>	<b>1,812,134</b>	<b>2,316,777</b>
<b>Section O</b>	<b>Other community, social and personal service activities</b>							
	1 - 9 Persons engaged	2,365	337,386	162,986	35,518	6,399	7,965	175,966
	10 - 19 Persons engaged	120	83,759	38,368	8,552	1,143	1,488	45,735
	20 - 49 Persons engaged	69	109,417	61,440	15,008	2,661	3,078	48,394
	50 or more Persons engaged	24	164,345	59,468	18,035	2,233	2,283	104,927
	<b>Total Section O</b>	<b>2,578</b>	<b>694,907</b>	<b>322,262</b>	<b>77,112</b>	<b>12,436</b>	<b>14,814</b>	<b>375,023</b>
	<b>All NACE categories</b>							
	1 - 9 Persons engaged	34,068	18,073,905	13,667,340	2,070,774	3,235,069	2,706,836	3,878,332
	10 - 19 Persons engaged	2,828	6,021,133	4,816,854	875,210	547,895	652,116	1,308,500
	20 - 49 Persons engaged	1,330	7,427,555	6,178,318	1,117,994	645,793	741,373	1,344,817
	50 or more Persons engaged	700	17,762,017	14,236,511	2,461,092	1,159,920	1,266,715	3,632,300
	<b>Total All Sections</b>	<b>38,927</b>	<b>49,284,610</b>	<b>38,899,023</b>	<b>6,525,071</b>	<b>5,588,678</b>	<b>5,367,039</b>	<b>10,163,949</b>

<sup>1</sup> Gross Value Added = Turnover (excl. VAT) ) less Total Purchases (excl. VAT) plus Closing Stock (excl. VAT) less Opening Stock (excl. VAT)

<sup>2</sup> See note on family businesses in background notes



**Table 33 Supplementary Aggregates for all Family Businesses<sup>2</sup> classified by NACE Rev. 1.1 and by Number of Persons Engaged in the State, 2005**

NACE Rev.1.1	Principal Activity and Number of Persons Engaged (week-ending 9 September 2005)	Turnover excl. VAT (€000)	Capital Acquisitions excl. VAT (€000)	Capital Disposals excl. VAT (€000)	Personnel Costs (€000)	Wages and Salaries (€000)	Number <sup>1</sup> of Persons Engaged	Full-time Employees	Part-time Employees	Total <sup>1</sup> Number of Employees
<b>Section G</b>	<b>Wholesale and retail trade; repair of motor vehicles, motorcycles and personal and household goods</b>									
	1 - 9 Persons engaged	11,184,392	250,370	123,486	759,407	697,187	44,831	23,435	8,735	32,170
	10 - 19 Persons engaged	4,220,635	189,956	22,080	444,233	401,965	20,683	14,534	5,229	19,763
	20 - 49 Persons engaged	5,926,889	158,255	30,801	538,792	485,490	21,958	16,141	5,405	21,547
	50 or more Persons engaged	14,791,366	741,107	170,984	1,420,356	1,300,534	52,777	29,964	22,695	52,659
	<b>Total Section G</b>	<b>36,123,282</b>	<b>1,339,688</b>	<b>347,352</b>	<b>3,162,789</b>	<b>2,885,176</b>	<b>140,250</b>	<b>84,075</b>	<b>42,064</b>	<b>126,139</b>
<b>Section H</b>	<b>Hotels and restaurants</b>									
	1 - 9 Persons engaged	1,534,309	62,952	21,169	222,080	204,370	21,431	7,221	6,867	14,088
	10 - 19 Persons engaged	562,598	48,184	7,646	151,050	137,382	10,790	5,459	4,739	10,198
	20 - 49 Persons engaged	542,134	46,811	8,701	166,338	151,876	10,409	5,576	4,588	10,163
	50 or more Persons engaged	1,355,486	173,760	14,053	463,414	422,163	26,158	15,765	10,159	25,923
	<b>Total Section H</b>	<b>3,994,526</b>	<b>331,706</b>	<b>51,570</b>	<b>1,002,882</b>	<b>915,791</b>	<b>68,788</b>	<b>34,020</b>	<b>26,353</b>	<b>60,372</b>
<b>Section I</b>	<b>Transport, storage and communication</b>									
	1 - 9 Persons engaged	1,110,989	78,274	23,526	100,880	92,956	6,754	3,364	835	4,199
	10 - 19 Persons engaged	573,439	42,153	13,409	80,719	73,730	2,996	2,581	271	2,851
	20 - 49 Persons engaged	523,820	27,476	20,569	60,354	54,491	2,252	1,998	181	2,178
	50 or more Persons engaged	793,574	93,102	65,379	144,070	131,292	5,138	4,895	210	5,105
	<b>Total Section I</b>	<b>3,001,822</b>	<b>241,006</b>	<b>122,883</b>	<b>386,024</b>	<b>352,469</b>	<b>17,140</b>	<b>12,837</b>	<b>1,496</b>	<b>14,333</b>

<sup>1</sup> Persons engaged and employment details shown relate to the week-ending 9 September 2005

<sup>2</sup> See note on family businesses in background notes



**Table 33 (cont'd) Supplementary Aggregates for all Family Businesses<sup>2</sup> classified by NACE Rev. 1.1 and by Number of Persons Engaged in the State, 2005**

NACE Rev.1.1	Principal Activity and Number of Persons Engaged (week-ending 9 September 2005)	Turnover excl. VAT (€000)	Capital Acquisitions excl. VAT (€000)	Capital Disposals excl. VAT (€000)	Personnel Costs (€000)	Wages and Salaries (€000)	Number <sup>1</sup> of Persons Engaged	Full-time Employees	Part-time Employees	Total <sup>1</sup> Number of Employees
<b>Section K</b>	<b>Real estate, renting and business activities</b>									
	1 - 9 Persons engaged	3,906,828	456,679	180,467	485,994	444,802	26,327	11,982	2,833	14,815
	10 - 19 Persons engaged	580,703	89,782	3,148	141,607	127,831	5,045	3,980	821	4,801
	20 - 49 Persons engaged	325,296	35,978	9,816	117,178	106,850	3,939	3,447	431	3,878
	50 or more Persons engaged	657,245	75,801	34,973	307,931	277,832	15,633	7,519	8,089	15,608
	<b>Total Section K</b>	<b>5,470,072</b>	<b>658,241</b>	<b>228,405</b>	<b>1,052,710</b>	<b>957,315</b>	<b>50,945</b>	<b>26,928</b>	<b>12,174</b>	<b>39,102</b>
<b>Section O</b>	<b>Other community, social and personal service activities</b>									
	1 - 9 Persons engaged	337,386	59,580	4,588	78,521	72,754	7,312	3,199	1,850	5,049
	10 - 19 Persons engaged	83,759	16,240	641	31,709	28,145	1,702	1,022	595	1,618
	20 - 49 Persons engaged	109,417	39,001	1,524	36,743	33,421	2,080	1,290	747	2,036
	50 or more Persons engaged	164,345	11,569	1,976	88,228	79,957	5,140	2,578	2,538	5,116
	<b>Total Section O</b>	<b>694,907</b>	<b>126,391</b>	<b>8,729</b>	<b>235,201</b>	<b>214,276</b>	<b>16,234</b>	<b>8,089</b>	<b>5,731</b>	<b>13,819</b>
	<b>All NACE categories</b>									
	1 - 9 Persons engaged	18,073,905	907,856	353,236	1,646,883	1,512,068	106,655	49,200	21,120	70,321
	10 - 19 Persons engaged	6,021,133	386,316	46,924	849,317	769,052	41,217	27,576	11,654	39,230
	20 - 49 Persons engaged	7,427,555	307,521	71,411	919,406	832,130	40,638	28,451	11,352	39,803
	50 or more Persons engaged	17,762,017	1,095,339	287,366	2,423,999	2,211,778	104,846	60,720	43,691	104,411
	<b>Total All Sections</b>	<b>49,284,610</b>	<b>2,697,032</b>	<b>758,938</b>	<b>5,839,605</b>	<b>5,325,028</b>	<b>293,356</b>	<b>165,947</b>	<b>87,818</b>	<b>253,765</b>

<sup>1</sup> Persons engaged and employment details shown relate to the week-ending 9 September 2005<sup>2</sup> See note on family businesses in background notes



**Table 34 Principal Aggregates for all Non-Family Businesses<sup>2</sup> classified by NACE Rev. 1.1 and by Number of Persons Engaged in the State, 2005**

NACE Rev.1.1	Principal Activity and Number of Persons Engaged (week-ending 9 September 2005)	Total Number of Enterprises	Turnover excl. VAT (€000)	Total Purchases excl. VAT (€000)	VAT on Turnover (€000)	Opening Stock excl. VAT (€000)	Closing Stock excl. VAT (€000)	Gross <sup>1</sup> Value Added (€000)
<b>Section G</b>	<b>Wholesale and retail trade; repair of motor vehicles, motorcycles and personal and household goods</b>							
	1 - 9 Persons engaged	11,544	7,903,979	6,745,856	912,247	626,353	701,089	1,232,860
	10 - 19 Persons engaged	969	6,611,686	5,187,891	649,167	465,238	568,404	1,526,961
	20 - 49 Persons engaged	569	11,445,436	9,876,232	1,347,078	792,821	855,511	1,631,894
	50 or more Persons engaged	390	36,351,797	31,549,601	3,858,405	2,282,651	2,673,177	5,192,722
	<b>Total Section G</b>	<b>13,472</b>	<b>62,312,898</b>	<b>53,359,580</b>	<b>6,766,897</b>	<b>4,167,063</b>	<b>4,798,181</b>	<b>9,584,436</b>
<b>Section H</b>	<b>Hotels and restaurants</b>							
	1 - 9 Persons engaged	2,919	2,496,116	1,896,541	375,711	55,819	56,522	600,278
	10 - 19 Persons engaged	646	524,106	349,234	88,470	14,147	14,662	175,387
	20 - 49 Persons engaged	289	486,550	302,362	80,178	9,808	9,998	184,377
	50 or more Persons engaged	229	1,609,701	884,874	237,908	22,722	41,504	743,609
	<b>Total Section H</b>	<b>4,083</b>	<b>5,116,473</b>	<b>3,433,011</b>	<b>782,266</b>	<b>102,496</b>	<b>122,686</b>	<b>1,703,651</b>
<b>Section I</b>	<b>Transport, storage and communication</b>							
	1 - 9 Persons engaged	3,035	2,335,129	1,277,423	108,310	18,522	14,868	1,054,051
	10 - 19 Persons engaged	153	476,111	368,647	45,247	401	699	107,761
	20 - 49 Persons engaged	116	3,102,243	1,261,827	39,083	3,774	3,154	1,839,796
	50 or more Persons engaged	98	13,283,892	6,773,094	1,100,508	168,065	207,952	6,550,685
	<b>Total Section I</b>	<b>3,402</b>	<b>19,197,375</b>	<b>9,680,992</b>	<b>1,293,149</b>	<b>190,761</b>	<b>226,672</b>	<b>9,552,294</b>

<sup>1</sup> Gross Value Added = Turnover (excl. VAT) ) less Total Purchases (excl. VAT) plus Closing Stock (excl. VAT) less Opening Stock (excl. VAT)

<sup>2</sup> See note on family businesses in background notes



**Table 34 (cont'd) Principal Aggregates for all Non-Family Businesses<sup>2</sup> classified by NACE Rev. 1.1 and by Number of Persons Engaged in the State, 2005**

NACE Rev.1.1	Principal Activity and Number of Persons Engaged (week-ending 9 September 2005)	Total Number of Enterprises	Turnover excl. VAT (€000)	Total Purchases excl. VAT (€000)	VAT on Turnover (€000)	Opening Stock excl. VAT (€000)	Closing Stock excl. VAT (€000)	Gross <sup>1</sup> Value Added (€000)
<b>Section K</b>	<b>Real estate, renting and business activities</b>							
	1 - 9 Persons engaged	18,585	7,470,976	3,059,693	852,100	611,670	493,010	4,292,624
	10 - 19 Persons engaged	756	3,156,266	2,289,646	409,392	50,579	57,091	873,132
	20 - 49 Persons engaged	451	3,050,973	1,563,359	273,803	34,352	31,714	1,484,976
	50 or more Persons engaged	393	15,787,428	8,810,401	1,406,944	279,277	273,879	6,971,629
	<b>Total Section K</b>	<b>20,186</b>	<b>29,465,644</b>	<b>15,723,099</b>	<b>2,942,240</b>	<b>975,878</b>	<b>855,694</b>	<b>13,622,361</b>
<b>Section O</b>	<b>Other community, social and personal service activities</b>							
	1 - 9 Persons engaged	3,414	476,600	251,083	48,441	7,014	6,929	225,431
	10 - 19 Persons engaged	281	306,166	123,130	19,818	5,425	5,440	183,052
	20 - 49 Persons engaged	145	221,737	111,101	22,500	6,694	8,162	112,105
	50 or more Persons engaged	77	1,180,916	456,776	50,104	16,392	15,908	723,656
	<b>Total Section O</b>	<b>3,918</b>	<b>2,185,419</b>	<b>942,090</b>	<b>140,863</b>	<b>35,525</b>	<b>36,439</b>	<b>1,244,243</b>
	<b>All NACE categories</b>							
	1 - 9 Persons engaged	39,496	20,682,801	13,230,596	2,296,810	1,319,379	1,272,418	7,405,244
	10 - 19 Persons engaged	2,806	11,074,335	8,318,547	1,212,094	535,790	646,294	2,866,293
	20 - 49 Persons engaged	1,571	18,306,939	13,114,882	1,762,644	847,449	908,538	5,253,147
	50 or more Persons engaged	1,188	68,213,734	48,474,747	6,653,868	2,769,106	3,212,420	20,182,301
	<b>Total All Sections</b>	<b>45,061</b>	<b>118,277,809</b>	<b>83,138,772</b>	<b>11,925,416</b>	<b>5,471,723</b>	<b>6,039,671</b>	<b>35,706,985</b>

<sup>1</sup> Gross Value Added = Turnover (excl. VAT) ) less Total Purchases (excl. VAT) plus Closing Stock (excl. VAT) less Opening Stock (excl. VAT)<sup>2</sup> See note on family businesses in background notes



**Table 35 Supplementary Aggregates for all Non-Family Businesses<sup>2</sup> classified by NACE Rev. 1.1 and by Number of Persons Engaged in the State, 2005**

NACE Rev.1.1	Principal Activity and Number of Persons Engaged (week-ending 9 September 2005)	Turnover excl. VAT (€000)	Capital Acquisitions excl. VAT (€000)	Capital Disposals excl. VAT (€000)	Personnel Costs (€000)	Wages and Salaries (€000)	Number <sup>1</sup> of Persons Engaged	Full-time Employees	Part-time Employees	Total <sup>1</sup> Number of Employees
<b>Section G</b>	<b>Wholesale and retail trade; repair of motor vehicles, motorcycles and personal and household goods</b>									
	1 - 9 Persons engaged	7,903,979	221,127	52,857	540,402	496,301	33,059	16,795	6,155	22,950
	10 - 19 Persons engaged	6,611,686	77,993	21,273	361,865	322,810	13,878	10,104	3,190	13,295
	20 - 49 Persons engaged	11,445,436	159,861	34,348	530,433	477,153	17,573	13,364	3,849	17,213
	50 or more Persons engaged	36,351,797	944,526	586,928	2,412,351	2,196,059	81,063	48,734	32,091	80,825
	<b>Total Section G</b>	<b>62,312,898</b>	<b>1,403,507</b>	<b>695,406</b>	<b>3,845,051</b>	<b>3,492,323</b>	<b>145,573</b>	<b>88,998</b>	<b>45,286</b>	<b>134,283</b>
<b>Section H</b>	<b>Hotels and restaurants</b>									
	1 - 9 Persons engaged	2,496,116	130,660	135,950	136,230	124,834	11,723	4,207	4,028	8,235
	10 - 19 Persons engaged	524,106	33,087	689	140,809	129,441	9,568	5,041	4,102	9,143
	20 - 49 Persons engaged	486,550	22,987	1,706	147,736	134,361	9,020	4,878	3,962	8,840
	50 or more Persons engaged	1,609,701	125,561	10,764	605,905	548,681	30,808	19,758	10,929	30,687
	<b>Total Section H</b>	<b>5,116,473</b>	<b>312,295</b>	<b>149,109</b>	<b>1,030,681</b>	<b>937,316</b>	<b>61,118</b>	<b>33,884</b>	<b>23,021</b>	<b>56,906</b>
<b>Section I</b>	<b>Transport, storage and communication</b>									
	1 - 9 Persons engaged	2,335,129	134,944	34,836	114,080	103,774	6,389	2,996	584	3,580
	10 - 19 Persons engaged	476,111	29,532	8,080	62,222	55,576	2,147	1,809	214	2,023
	20 - 49 Persons engaged	3,102,243	28,620	7,932	107,630	95,748	3,259	2,908	229	3,137
	50 or more Persons engaged	13,283,892	1,818,848	351,914	2,650,664	2,434,244	59,366	56,728	2,547	59,275
	<b>Total Section I</b>	<b>19,197,375</b>	<b>2,011,943</b>	<b>402,762</b>	<b>2,934,597</b>	<b>2,689,342</b>	<b>71,161</b>	<b>64,442</b>	<b>3,574</b>	<b>68,015</b>

<sup>1</sup> Persons engaged and employment details shown relate to the week-ending 9 September 2005<sup>2</sup> See note on family businesses in background notes



**Table 35 (cont'd) Supplementary Aggregates for all Non-Family Businesses<sup>2</sup> classified by NACE Rev. 1.1 and by Number of Persons Engaged in the State, 2005**

NACE Rev.1.1	Principal Activity and Number of Persons Engaged (week-ending 9 September 2005)	Turnover excl. VAT (€000)	Capital Acquisitions excl. VAT (€000)	Capital Disposals excl. VAT (€000)	Personnel Costs (€000)	Wages and Salaries (€000)	Number <sup>1</sup> of Persons Engaged	Full-time Employees	Part-time Employees	Total <sup>1</sup> Number of Employees
<b>Section K</b>	<b>Real estate, renting and business activities</b>									
	1 - 9 Persons engaged	7,470,976	939,758	520,746	905,068	817,392	42,974	17,985	3,889	21,874
	10 - 19 Persons engaged	3,156,266	72,454	28,175	424,019	382,674	11,167	9,175	877	10,052
	20 - 49 Persons engaged	3,050,973	260,884	47,027	566,458	499,797	13,294	11,521	1,232	12,753
	50 or more Persons engaged	15,787,428	396,804	128,285	2,851,425	2,549,518	72,125	59,957	11,364	71,321
	<b>Total Section K</b>	<b>29,465,644</b>	<b>1,669,899</b>	<b>724,234</b>	<b>4,746,969</b>	<b>4,249,381</b>	<b>139,560</b>	<b>98,638</b>	<b>17,361</b>	<b>116,000</b>
<b>Section O</b>	<b>Other community, social and personal service activities</b>									
	1 - 9 Persons engaged	476,600	31,685	2,729	116,720	104,132	9,278	4,052	2,253	6,305
	10 - 19 Persons engaged	306,166	21,535	3,809	75,781	68,883	3,978	2,339	1,395	3,734
	20 - 49 Persons engaged	221,737	31,417	3,420	86,845	79,230	4,388	2,466	1,762	4,227
	50 or more Persons engaged	1,180,916	117,621	11,303	284,725	255,508	12,007	7,762	4,145	11,907
	<b>Total Section O</b>	<b>2,185,419</b>	<b>202,258</b>	<b>21,261</b>	<b>564,072</b>	<b>507,753</b>	<b>29,651</b>	<b>16,618</b>	<b>9,554</b>	<b>26,173</b>
	<b>All NACE categories</b>									
	1 - 9 Persons engaged	20,682,801	1,458,173	747,118	1,812,500	1,646,433	103,422	46,034	16,909	62,943
	10 - 19 Persons engaged	11,074,335	234,601	62,026	1,064,697	959,383	40,738	28,469	9,778	38,247
	20 - 49 Persons engaged	18,306,939	503,768	94,433	1,439,102	1,286,288	47,533	35,138	11,034	46,172
	50 or more Persons engaged	68,213,734	3,403,360	1,089,195	8,805,070	7,984,010	255,369	192,939	61,076	254,015
	<b>Total All Sections</b>	<b>118,277,809</b>	<b>5,599,903</b>	<b>1,992,772</b>	<b>13,121,370</b>	<b>11,876,115</b>	<b>447,063</b>	<b>302,580</b>	<b>98,796</b>	<b>401,377</b>

<sup>1</sup> Persons engaged and employment details shown relate to the week-ending 9 September 2005

<sup>2</sup> See note on family businesses in background notes



**Detailed Tables on Telecommunications  
Activities, Pension Fund Activities and Credit  
Institutions**







## Telecommunications Activities - 2005 (NaceRev.1.1 64.20)

**Table 36 : Operators Data**

Category	Number of Operators
Number of fixed network operators offering telecommunications in the local networks	72
Number of fixed network operators offering national long distance telecommunications	72
Number of operators offering international telecommunications	72
Number of operators offering cellular mobile telecommunications	4
Number of cable and satellite service providers	29

**Table 37 : Volume Indicators**

	000 minutes
Local calls	3,939,000
National long distance calls	1,411,000
Calls from fixed to mobile networks	1,635,000
Cellular mobile calls, total	5,880,000
Calls within mobile networks	2,423,000
Calls from mobile to mobile networks	1,423,000
Calls from mobile to fixed networks	1,356,000
Short text messages (number of messages * 1000)	4,351,000

**Table 38 : Infrastructure Indicators**

	000
Number of leased lines	26,000
Number of main telephone lines (ITU)	1,698,000
Subscriptions to cellular mobile telecommunications systems	4,200,000
Households share of the main telephone lines	83%
*PSTN Lines	

**Source:** Commission for Communications Regulation except where otherwise indicated



## Pension Fund Activities - 2005 (NaceRev.1 66.02)

**Table 39 : Numbers of Members by Category**

Category	Number of Members
Defined Benefit Schemes	499,885
Defined Contributions Schemes	234,814
Total	734,699

**Table 40 : Number of Pension Schemes broken down by Size Class of Members**

Size Class	Number of Schemes
< 50 Members	83,289
50 - 100 Members	478
101-1,000 Members	485
> 1,000 Members	67
Total	84,319

**Table 41 : Investment Breakdown**

Category	€ million	€ million
Land and Buildings		6,267
Equities		50,690
of which:		
Irish	8,901	
Euro	13,582	
UK	5,971	
Rest of Europe	2,584	
US	12,431	
Pacific Basin	5,676	
Other	1,546	
Debt securities and other fixed-income securities		16,783
Cash & Cash instruments		3,536
Other assets		657

**Source:** *Irish Pensions Board Annual Report*  
*Irish Association of Pension Funds Investments Funds Survey.*



## Credit Institutions - 2005 (NaceRev.1.1 65.12 & 65.2)

**Table 42 : Structural Totals\***

Category	
Number of enterprises	79
Number of local units	910
Number of persons employed	37,702
Number of Automatic Teller Machines (ATM) owned by credit institutions	2,944

\*Data refers to licensed banks only

**Table 43: Profit & Loss Balance Sheet Totals**

	€ million
Interest receivable and similar income*	33,098
Interest payable and similar charges*	23,963
Commission receivable*	3,701
Commission payable*	604
Net profit or loss on financial operations*	390
Other operating income*	2,034
General administrative expenses*	6,831
Personnel Costs*	3,912
Other administrative expenses*	2,251
Other operating charges*	669
Total value adjustments and value readjustments*	417
Profit or loss on ordinary activities*	7,408
Extraordinary profit or loss*	353
All taxes (tax on profit or loss on ordinary activities, tax on extraordinary profit or loss, other taxes)*	1385
Profit or loss for the financial year*	6,377
Loans and advances to customers**	308,934
Amounts owed to customers**	216,412
Total of capital and reserves**	53,495
<b>Balance Sheet Total**</b>	<b>941,907</b>

\* Data refers to licensed banks only.

\*\* Data refers to all credit institutions

**Table 44 : Number of enterprises broken down by legal status**

Category	Number of enterprises
Incorporated enterprises limited by shares	44
Co-operative societies	3
Public-law enterprises	0
Branches of non-EEA enterprises	1
Others	31
<b>Total</b>	<b>79</b>



**Table 45 : Number of enterprises broken down by category of credit institutions**

Category	Number of enterprises
Licensed banks	45
Other credit institutions (Building Societies and State-Sponsored Institutions)	3
Other (Branches of EEA Credit Institutions)	31
Total	79

**Table 46 : Number of enterprises broken down by size classes of the balance sheet total**

Size Class - € million	Number of enterprises
< 100	12
100 - 999	10
1,000 - 9,999	34
10,000 - 99,999	20
> 99,999	2
Total	78

**Source:** Central Bank of Ireland



## **Background Notes**







## Background Notes

**Legislation** The Annual Services Inquiry is a Statutory Inquiry. A Statutory Order [Statistics (Services Inquiries) Order, SI No. 464/1998, made under the Statistics Act, 1993 forms the legal basis for the inquiry. The substance of the Inquiry is determined under Council Regulation, [EC, EURATOM] No. 58/97 of 20 December 1996 concerning Structural Business Statistics, Council Regulation (EC, Euratom) No. 410/98 of 16 February 1998 and Regulation (EC) No. 2056/2002 of the European Parliament and of the Council of 5 November 2002.

**Central Business Register** The CSO's Central Business Register provides the sampling frame from which the Annual Services Inquiry sample is selected each year. The Central Business Register is also used as the basis for the sampling frame used to gross sample data to the population. The 1995 inquiry was the first survey based on the Business Register, as previous inquiries were sampled and grossed with reference to the 1988 Census of Services register. The Business Register is continuously updated, and thus provides a more satisfactory approach to grossing than used previously. However, this change of registers, in addition to changes in classifications, means that the results of the 1995 inquiry and subsequent inquiries are not fully comparable with results from previous years. Also because a more complex sampling/grossing methodology has been used from 1999 ASI onwards, the results are not directly comparable to previous years and result in a discontinuity in the series.

**Sample Design** The ASI is designed to provide grossed estimates of the principal trading aggregates for all enterprises in the relevant sectors. The 'enterprise' is the unit used for survey purposes i.e. one return is sought in respect of each enterprise covering all constituent branches, local units or subsidiaries. The sample is selected based on number of persons engaged in the enterprise i.e. number of proprietors plus number of full-time and part-time staff. A census of enterprises with 20 or more persons engaged is selected. In addition a stratified random sample is selected for the enterprises with less than 20 persons engaged, with decreasing sampling proportions taken in the lower persons engaged ranges. The employment size classes generated for sampling and grossing are as follows:

Persons Engaged	Size Class
1-4	1
5-9	2
10-19	3
20+	4

For enterprises with less than 20 persons engaged, the strata were organised by region, NACE Rev.1.1 and employment size class. The sampling fractions used differed by region, NACE Rev.1.1 and employment size class. The sampling fractions per sector in Table 1 below give a broad outline of the average sampling fractions used for the 2005 Annual Services Inquiry.

**Table 1 - Sampling Fractions for 2005 Annual Services Inquiry**

Nace Rev. 1.1	Services Sector	Size Class 1	Size Class 2	Size Class 3	Size Class 4
G	Wholesale and Retail Distribution	1/10	1/5	1/3	ALL
H	Hotels and Restaurants	1/10	1/7	1/3	ALL
I	Transport, Storage and Communications	1/10	1/5	1/3	ALL
K	Real Estate Renting and Business Services	1/11	1/5	1/3	ALL
O	Other Community, Social and personal service activities	1/10	1/5	1/3	ALL
	Total	1/10	1/5	1/3	ALL

**Grossing** There are two different grossing factors used, one for the number of enterprises and one for all accounting and employment variables. Total persons engaged from the Business Register is used as the grossing factor for all accounting and employment variables, while the total number of enterprises is used for number of enterprises grossing factor. As noted earlier, the Business Register forms the basis of the sampling frame used for grossing sample data to population



estimates. The grossing variable data (no. of persons engaged and no. of enterprises) in the sampled portion of enterprises originally selected from the Business Register, are used to update those data on the Register. Decay and growth factors are then calculated for each size class and sector to adjust the non-sampled portion of the Register. The grossing factors for a particular stratum are then calculated by dividing the total persons engaged (number of enterprises) in that stratum according to the adjusted or updated Business Register by the number of persons engaged (number of enterprises) in the sampled enterprises. Because of the independent grossing methods used to provide estimates of the numbers of enterprises (which are taken directly from the Business Register) and the accounting data relating to them there cannot be total consistency within tables. For example, this can be seen by comparing the number of persons engaged in 1 person enterprises and the number of enterprises in this category. These differences are minor and inevitably arise from the independent estimation methods used.

#### **Business Classification**

The business classification used for these inquiries is now based on the Statistical Classification of Economic Activities in the European Community (NACE Rev.1.1). The results published here are based on combinations of four digit NACE Rev.1 classes (see Appendix 2.);

#### **Confidentiality**

The Annual Services Inquiry attempts as far as possible to publish the greatest level of detail but it should be noted that the ASI fully respects all confidentiality rules. Annual Services data is collected and published using 3 – digit and 2 – digit NaceRev.1.1 classifications. However data is not published where the following situations occur:

##### Primary Confidentiality.

A category is classified primary confidential if any one of the following conditions applies:

- 1 There are less than three units in the relevant NaceRev.1.1 category.
- 2 One unit in the relevant NaceRev.1.1 category accounts for more than 80% of the total (dominance rule 1).
- 3 Two units in the relevant NaceRev.1.1 category account for more than 90% of the total (dominance rule 2).

##### Secondary Confidentiality.

A category is classified secondary confidential if publishing that category indirectly reveals information about a confidential category.

Instead, the NaceRev.1.1 code that is confidential is aggregated with another NaceRev.1.1 code and results are published at this less detailed level.

#### **NUTS2 Regions**

The regional classifications in this publication are based on the NUTS (Nomenclature of Territorial Units) classification used by Eurostat. There are two regions in Ireland at the NUTS2 level. These are:

##### **Border, Midlands and Western NUTS2 Region. Eastern and Southern NUTS2 Region.**

The counties corresponding to each of the two regions are included below:

##### **Border, Midlands and Western NUTS2 Region**

Cavan  
Donegal  
Leitrim  
Louth  
Monaghan  
Sligo  
Laois  
Longford

##### **Eastern and Southern NUTS2 Region**

Dublin  
Dun Laoighaire-Rathdown  
Fingal  
South Dublin  
Kildare  
Meath  
Wicklow  
Clare



Offaly  
Westmeath  
Galway County Borough

Limerick County Borough  
Limerick County  
Tipperary North Riding

Galway County  
Mayo  
Roscommon

Tipperary South Riding  
Carlow  
Kilkenny  
Waterford County Borough  
Waterford County  
Wexford  
Cork County Borough  
Cork County  
Kerry

## Reliability of Results

Estimation of survey results from data relating to only a sample of enterprises introduces a statistical variability that would not be present if data had been collected for all relevant enterprises. This means that the survey results cannot be taken as accurate to the full degree shown in this report.

The variability is expressed by means of the coefficient of variation. This coefficient gives the relative size of the “sampling error” (variability) present in an estimate compared with the estimate itself. In general, estimates can be said to have a relative precision of twice their coefficient of variation. The estimated coefficients of variation for the variables Turnover, Number of Persons Engaged and Gross Value Added broken down by NACE Rev 1.1 at 2 digit level are shown in Table 2 below. Table 3 shows the coefficients of variation for the same variables broken down by Number of Persons Engaged.

**Table 2**

NACE Rev 1.1	Turnover excl. VAT (€000)	Coefficient of Variation	Number Of Persons Engaged	Coefficient of Variation	Gross Value Added (€000)	Coefficient of Variation
50	15,921,433	5.0	34,922	2.7	1,381,007	4.9
51	57,161,026	7.7	80,665	2.4	8,260,420	10.8
52	25,353,722	1.7	170,235	1.4	5,103,910	1.9
55	9,110,999	4.1	129,906	2.0	3,189,505	3.3
60-62	6,334,204	12.1	38,079	12.9	2,512,567	12.5
63	6,115,469	15.5	21,320	10.6	1,964,013	23.4
64	9,749,524	5.6	28,902	5.9	5,901,109	7.3
70	5,616,011	18.0	19,214	4.1	2,159,881	14.6
71-72	11,859,905	16.2	39,932	4.1	5,455,606	24.2
73	383,881	19.2	2,237	11.7	140,845	21.2
74	17,075,920	8.9	129,121	2.4	8,182,806	5.9
92	1,929,904	12.6	22,564	5.4	1,117,153	15.7
93	950,423	5.4	23,320	4.8	502,113	4.8
<b>Total</b>	<b>167,562,420</b>	<b>3.2</b>	<b>740,419</b>	<b>1.1</b>	<b>45,870,934</b>	<b>4.0</b>



**Table 3**

Number of Persons Engaged (week-ending 9 September 2005)	Turnover excl. VAT (€000)	Coefficient of Variation	Number of Persons Engaged	Coefficient of Variation	Gross Value Added (€000)	Coefficient of Variation
1-9 Persons engaged	38,756,706	9.1	210,077	1.3	11,283,576	10.2
10-19 Persons engaged	17,095,469	12.3	81,955	2.3	4,174,792	17.9
20-49 Persons engaged	25,734,495	7.4	88,172	1.4	6,597,964	7.9
50 or more Persons engaged	85,975,751	3.5	360,216	2.0	23,814,601	4.7
<b>Total</b>	<b>167,562,420</b>	<b>3.2</b>	<b>740,419</b>	<b>1.1</b>	<b>45,870,934</b>	<b>4.0</b>

In general, the more detailed the classification provided the greater the coefficient of variation of the estimates. In the derivation of the results the assumption was made that non-respondents had similar characteristics and activity levels to those of respondents in the same stratification cell. This assumption, which is a standard one in surveys such as this, may have resulted in some slight bias being introduced into the results. Moreover, although every effort was made to ensure that the returns received were correct in all respects it is inevitable that some minor non-sampling errors remained undetected.

**Response Burden**

Respondents were asked to estimate the number of minutes it took them to complete the Annual Services Inquiry form. The purpose of this question was to indicate the response burden placed on enterprises selected for the survey. The average response time for enterprises was 67 minutes. The total estimated burden to all sampled and responding enterprises was 740,573 minutes or 12,342 hours, giving an average burden per enterprise in the population of 8.8 minutes. Table 4 below gives statistics on the response burden broken down by NACE Rev. 1.1 at section level. Table 5 gives similar statistics broken down by Number of Persons Engaged.

**Table 4**

NACE Rev. 1.1 Section	Mean	Median	Mode	Standard Deviation
G	73	50	30	70
H	57	40	30	56
I	63	45	30	59
K	67	45	30	68
O	55	34	30	53
<b>Total</b>	<b>67</b>	<b>45</b>	<b>30</b>	<b>66</b>

**Table 5**

Number of Persons Engaged (week-ending 9 September 2005)	Mean	Median	Mode	Standard Deviation
1-9 Persons engaged	50	30	30	48
10-19 Persons engaged	66	45	30	60
20-49 Persons engaged	78	60	60	71
50 or more Persons Engaged	105	60	60	92
<b>Total</b>	<b>67</b>	<b>45</b>	<b>30</b>	<b>66</b>



The terminology used in tables 4 and 5 is explained below.

**Mean:** The mean is the average number of minutes taken to complete the form. It is the sum of all response times divided by the number of response times given.

**Median:** The median is the middle value for the response times. Half of the response times are greater than the median value and half of the response times are less than the median value.

**Mode:** The mode is the most frequent value given for the response time.

**Standard Deviation:** The standard deviation is a measure of the spread of the individual response times about the mean. A large standard deviation indicates that the response times are spread far from the mean and a small standard deviation indicates that they are clustered closely around the mean. The standard deviations in tables 4 and 5 are very large indicating a wide range of values provided for the response time.

### **Family Business**

There is no register of Family Business in Ireland. Consequently, there is no ideal weighting frame for the production of Family Business statistics in Ireland. The estimate for the number of Family Businesses in the market services sectors (see Tables 30 - 35) have been weighted on the basis of the total number of enterprises in those sectors. The other principal and supplementary variables have been weighted on the basis of total employment for those sectors. Tables 30 - 35 should give a good approximation for the number of family businesses and their characteristics, however given the methodology employed to weight the individual returns, these tables should be treated as developmental tables and caution should be used when interpreting the results.







# **Appendices**







# **Appendix 1**







## Appendix 1

### Appendix 1 - 2005 Annual Services Inquiry - Response Rate

NACE Rev 1.1	Principal Activity	Total No. Sampled	Non-relevant Forms	Relevant Forms	Completed Forms	Response %
50	Sale, maintenance and repair of motor vehicles and motorcycles; retail sale of automotive fuel	1,278	187	1,055	744	71
51	Wholesale trade and commission trade, except of motor vehicles and motorcycles	1,750	268	1,548	1,181	76
52	Retail trade, except of motor vehicles and motorcycles; repair of personal and household goods	3,969	682	3,071	2,057	67
55	Hotels and restaurants	2,869	419	2,376	1,602	67
60	Land transport; transport via pipelines	687	129	551	365	66
61 - 63	Water transport. Air Transport. Supporting and auxiliary transport activities; activities of travel agencies	401	61	332	256	77
64	Post and telecommunications	257	78	154	113	73
70	Real estate activities	780	145	628	421	67
71	Renting of machinery and equipment without operator and of personal and household goods	374	84	271	196	72
72	Computer and related activities	867	240	600	479	80
73	Research and development	65	11	56	42	75
74	Other business activities	3,605	735	2,652	1,832	69
92	Recreational, cultural and sporting activities	511	57	452	358	79
93	Other service activities	854	179	649	481	74
<b>All</b>	<b>All Sectors</b>	<b>18,267</b>	<b>3,275</b>	<b>14,395</b>	<b>10,127</b>	<b>70</b>







## **Appendix 2**







## Appendix 2

### Classification NACE Rev. 1.1

<b>Section G</b>	<b>Wholesale and retail trade; repair of motor vehicles, motorcycles and personal and household goods</b>
50	Sale, maintenance and repair of motor vehicles and motorcycles; retail sale of automotive fuel
50.10	Sale of motor vehicles
50.20	Maintenance and repair of motor vehicles
50.30	Sale of motor vehicle parts and accessories
50.40	Sale, maintenance and repair of motorcycles and related parts and accessories
50.50	Retail sale of automotive fuel
51	Wholesale trade and commission trade, except of motor vehicles and motorcycles
51.11	Agents involved in the sale of agricultural raw materials, live animals, textile raw materials and semi-finished goods
51.12	Agents involved in the sale of fuels, ores, metals and industrial chemicals
51.13	Agents involved in the sale of timber and building materials
51.14	Agents involved in the sale of machinery, industrial equipment, ships and aircraft
51.15	Agents involved in the sale of furniture, household goods, hardware and ironmongery
51.16	Agents involved in the sale of textiles, clothing, footwear and leather goods
51.17	Agents involved in the sale of food, beverages and tobacco
51.18	Agents specializing in the sale of particular products or ranges of products n.e.c.
51.19	Agents involved in the sale of a variety of goods
51.21	Wholesale of grain, seeds and animal feeds
51.22	Wholesale of flowers and plants
51.23	Wholesale of live animals
51.24	Wholesale of hides, skins and leather
51.25	Wholesale of unmanufactured tobacco
51.31	Wholesale of fruit and vegetables
51.32	Wholesale of meat and meat products
51.33	Wholesale of dairy produce, eggs and edible oils and fats
51.34	Wholesale of alcoholic and other beverages
51.35	Wholesale of tobacco products
51.36	Wholesale of sugar and chocolate and sugar confectionery
51.37	Wholesale of coffee, tea, cocoa and spices
51.38	Wholesale of other food, including fish, crustaceans and molluscs
51.39	Non-specialised wholesale of food, beverages and tobacco
51.41	Wholesale of textiles
51.42	Wholesale of clothing and footwear
51.43	Wholesale of electrical household appliances and radio and television goods
51.44	Wholesale of china and glassware, wallpaper and cleaning materials
51.45	Wholesale of perfume and cosmetics
51.46	Wholesale of pharmaceutical goods
51.47	Wholesale of other household goods
51.51	Wholesale of solid, liquid and gaseous fuels and related products
51.52	Wholesale of metals and metal ores
51.53	Wholesale of wood, construction materials and sanitary equipment
51.54	Wholesale of hardware, plumbing and heating equipment and supplies
51.55	Wholesale of chemical products
51.56	Wholesale of other intermediate products
51.57	Wholesale of waste and scrap
51.81	Wholesale of machine tools
51.82	Wholesale of mining, construction and civil engineering machinery
51.83	Wholesale of machinery for the textile industry and of sewing and knitting machines
51.84	Wholesale of computers, computer peripheral equipment and software
51.85	Wholesale of other office machinery and equipment
51.86	Wholesale of other electronic parts and equipment
51.87	Wholesale of other machinery for use in industry, trade and navigation
51.88	Wholesale of agricultural machinery and accessories and implements, including tractors
51.90	Other wholesale
52	Retail trade, except of motor vehicles and motorcycles; repair of personal and household goods
52.11	Retail sale in non-specialised stores with food, beverages or tobacco predominating
52.12	Other retail sale in non-specialised stores
52.21	Retail sale of fruit and vegetables



52.22	Retail sale of meat and meat products
52.23	Retail sale of fish, crustaceans and molluscs
52.24	Retail sale of bread, cakes, flour confectionery and sugar confectionery
52.25	Retail sale of alcoholic and other beverages
52.26	Retail sale of tobacco products
52.27	Other retail sale of food, beverages and tobacco in specialised stores
52.31	Dispensing chemists
52.32	Retail sale of medical and orthopaedic goods
52.33	Retail sale of cosmetic and toilet articles
52.41	Retail sale of textiles
52.42	Retail sale of clothing
52.43	Retail sale of footwear and leather goods
52.44	Retail sale of furniture, lighting equipment and household articles n.e.c.
52.45	Retail sale of electrical household appliances and radio and television goods
52.46	Retail sale of hardware, paints and glass
52.47	Retail sale of books, newspapers and stationery
52.48	Other retail sale in specialised stores
52.50	Retail sale of second-hand goods in stores
52.61	Retail sale via mail order houses
52.62	Retail sale via stalls and markets
52.63	Other non-store retail sale
52.71	Repair of boots, shoes and other articles of leather
52.72	Repair of electrical household goods
52.73	Repair of watches, clocks and jewellery
52.74	Repair n.e.c.

## **Section H      Hotels and restaurants**

### **55                      Hotels and restaurants**

55.10	Hotels
55.21	Youth hostels and mountain refuges
55.22	Camping sites, including caravan sites
55.23	Other provision of lodgings n.e.c.
55.30	Restaurants
55.40	Bars
55.51	Canteens
55.52	Catering

## **Section I      Transport, storage and communication**

### **60                      Land transport; transport via pipelines**

60.10	Transport via railways
60.21	Other scheduled passenger land transport
60.22	Taxi operation
60.23	Other land passenger transport
60.24	Freight transport by road
60.30	Transport via pipelines

### **61                      Water transport**

61.10	Sea and coastal water transport
61.20	Inland water transport

### **62                      Air transport**

62.10	Scheduled air transport
62.20	Non-scheduled air transport
62.30	Space transport

### **63                      Supporting and auxiliary transport activities; activities of travel agencies**

63.11	Cargo handling
63.12	Storage and warehousing
63.21	Other supporting land transport activities
63.22	Other supporting water transport activities
63.23	Other supporting air transport activities
63.30	Activities of travel agencies and tour operators; tourist assistance activities n.e.c.
63.40	Activities of other transport agencies



64 Post and telecommunications

- 64.11 National post activities
- 64.12 Courier activities other than national post activities
- 64.20 Telecommunications

## **Section J Financial intermediation**

65 Financial intermediation, except insurance and pension funding

- 65.11 Central banking
- 65.12 Other monetary intermediation
- 65.21 Financial leasing
- 65.22 Other credit granting
- 65.23 Other financial intermediation n.e.c.

66 Insurance and pension funding, except compulsory social security

- 66.01 Life insurance
- 66.02 Pension funding
- 66.03 Non-life insurance

67 Activities auxiliary to financial intermediation

- 67.11 Administration of financial markets
- 67.12 Security broking and fund management
- 67.13 Activities auxiliary to financial intermediation n.e.c.
- 67.20 Activities auxiliary to insurance and pension funding

## **Section K Real estate, renting and business activities**

70 Real estate activities

- 70.11 Development and selling of real estate
- 70.12 Buying and selling of own real estate
- 70.20 Letting of own property
- 70.31 Real estate agencies
- 70.32 Management of real estate on a fee or contract basis

71 Renting of machinery and equipment without operator and of personal and household goods

- 71.10 Renting of automobiles
- 71.21 Renting of other land transport equipment
- 71.22 Renting of water transport equipment
- 71.23 Renting of air transport equipment
- 71.31 Renting of agricultural machinery and equipment
- 71.32 Renting of construction and civil engineering machinery and equipment
- 71.33 Renting of office machinery and equipment, including computers
- 71.34 Renting of other machinery and equipment n.e.c.
- 71.40 Renting of personal and household goods n.e.c.

72 Computer and related activities

- 72.10 Hardware consultancy
- 72.21 Publishing of software
- 72.22 Other software consultancy and supply
- 72.30 Data processing
- 72.40 Database activities
- 72.50 Maintenance and repair of office, accounting and computing machinery
- 72.60 Other computer related activities

73 Research and development

- 73.10 Research and experimental development on natural sciences and engineering
- 73.20 Research and experimental development on social sciences and humanities

74 Other business activities

- 74.11 Legal activities



74.12	Accounting, book-keeping and auditing activities; tax consultancy
74.13	Market research and public opinion polling
74.14	Business and management consultancy activities
74.15	Management activities of holding companies
74.20	Architectural and engineering activities and related technical consultancy
74.30	Technical testing and analysis
74.40	Advertising
74.50	Labour recruitment and provision of personnel
74.60	Investigation and security activities
74.70	Industrial cleaning
74.81	Photographic activities
74.82	Packaging activities
74.85	Secretarial and translation activities
74.86	Call centre activities
74.87	Other business activities n.e.c.

## **Section O      Other community, social and personal service activities**

### **92                      Recreational, cultural and sporting activities**

92.11	Motion picture and video production
92.12	Motion picture and video distribution
92.13	Motion picture projection
92.20	Radio and television activities
92.31	Artistic and literary creation and interpretation
92.32	Operation of arts facilities
92.33	Fair and amusement park activities
92.34	Other entertainment activities n.e.c.
92.40	News agency activities
92.51	Library and archives activities
92.52	Museums activities and preservation of historical sites and buildings
92.53	Botanical and zoological gardens and nature reserves activities
92.61	Operation of sports arenas and stadiums
92.62	Other sporting activities
92.71	Gambling and betting activities
92.72	Other recreational activities n.e.c.

### **93                      Other service activities**

93.01	Washing and dry-cleaning of textile and fur products
93.02	Hairdressing and other beauty treatment
93.03	Funeral and related activities
93.04	Physical well-being activities
93.05	Other service activities n.e.c.



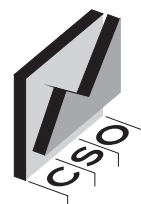
**Appendix 3**  
**Annual Services 2005 Questionnaire**  
**Distributive Trade**







CONFIDENTIAL



AMEND ABOVE IF INCORRECT IN ANY RESPECT  
e.g. if there's a change of legal/trading name or address.

IF AMENDED, TICK THIS BOX: ☐

**Central Statistics Office**  
**Skehard Road**  
**Cork**

Please return to:  
**THE DIRECTOR GENERAL**  
using the enclosed  
post-free envelope

21st April 2006

## ANNUAL SERVICE INQUIRIES 2005

**Year covered by this return:** The accounting year should cover 12 months and contain at least 6 months of 2005\*.

**Date of return:** This form was issued on 21st April 2006 and must be completed and returned by 19th May 2006\*.

**Explanatory Notes:** Please read carefully the following notes and the enclosed Instructions before completing the form. If you need further clarification on any points, please contact us.

**Purpose of the Inquiry:** To provide estimates of the total trading activity in the major services sectors.

**Who must complete the form:** The form should be completed by the enterprise's Owner, Director, Manager or Accountant. The form should cover all branches run by the enterprise (company) at all locations in the state.


**Replying Online:** It is possible to reply online using the CSO Secure Deposit Box on the CSO website. If you wish to avail of this facility, please contact us.

**Statutory Basis:** This statutory inquiry is conducted under the Statistics (Service Inquiries) Order 2003 (S.I. No. 40 of 2003) made under the Statistics Act 1993, Council Regulation (EC, Euratom) No. 58/97 concerning structural business statistics.

**Confidentiality:** The information you provide will be treated as strictly confidential in accordance with Section 33 of the Statistics Act 1993 and with EU law. It will be used for statistical purposes only and will not be disclosed to any other Government Department or body.

Donal Garvey  
Director General

**\* If accounts are not ready by this date, please notify the Office as to when they will be available, quoting the Reference Number below. (This will avoid Reminders being sent to you).**





# PARTICULARS FOR 2005

## 1. Description of Business

(a) Describe the business conducted, in as much detail as possible:

(b) State the number of local units operated by the enterprise within the State ... ..

(c) List in order of importance the main categories of goods and services provided:

	Goods or service	Turnover (%)		Goods or service	Turnover (%)
1st			3rd		
2nd			4th		

(d) Legal form of enterprise:

1. Individual Proprietorship ☐  
 2. Partnership ☐  
 3. Public Limited Company ☐  
 4. Private Limited Company ☐  
 5. Private Unlimited Company ☐  
 6. Co-Operative Society ☐

7. Statutory Body ☐  
 8. Branch of Foreign Company ☐  
 9. Other ☐  
 (please describe below)

(e) Family business (see Note No.1):

Is this a family business? Yes ☐ No ☐

## 2. Year covered by details provided

This accounting year should cover 12 months, and contain at least 6 months of 2005.

From 

Day	
Month	
Year	

 / 

Day	
Month	
Year	

 / 

Day	
Month	
Year	

 To 

Day	
Month	
Year	

 / 

Day	
Month	
Year	

 / 

Day	
Month	
Year	

## 3. Turnover (excluding VAT)

Include - Commission element only of lottery ticket and bus ticket sales and other sales on a commission basis  
 - All duties and taxes on the goods or services invoiced  
 Exclude - VAT charged to customers (which is recorded separately)  
 - Trade and cash discounts, rebates, etc. and deductions for returned goods and containers

This should be broken down as accurately as possible into the three categories:  
 retail, wholesale and other turnover, (see instructions 3)

(a) Retail sales of goods ... ..  
 - i.e. to the general public

(b) Wholesale sale of goods ... ..  
 - i.e. to other businesses, including agricultural supplies to farmers

(c) Other turnover ... ..  
 - i.e. services provided (e.g. meals served, commission on lottery tickets, repairs) and other receipts

(d) TOTAL TURNOVER (excluding VAT) ... ..  
 of which:

turnover from Agriculture, Forestry, Fishing and Industrial  
 manufacturing activities (see Instructions No.3) ... ..

(e) VAT charged on Total Turnover ... ..

(f) Where relevant, please include VRT charged on sales of vehicles ...



## 30530



***or***

	,		,	
--	---	--	---	--

(iv) Wood ... ..



#### 4. Purchases of Goods and Services (continued)

##### (6) Motor Fuels

(i) Petrol ... ..

			,				,			
--	--	--	---	--	--	--	---	--	--	--

(ii) Autodiesel ... ..

			,				,			
--	--	--	---	--	--	--	---	--	--	--

(iii) LPG (for vehicles) ... ..

			,				,			
--	--	--	---	--	--	--	---	--	--	--

(7) Other fuel/energy products ... ..  
(e.g. aviation fuel, direct purchase of heat from 3rd parties)

			,				,			
--	--	--	---	--	--	--	---	--	--	--

Note: For other fuel/energy purchases, give a brief description of the fuel type/energy source.

--

##### (d) Other purchases (excluding deductible VAT) - expenses

(8) Purchases of computer-related services ... ..  
(Exclude computer hardware & software - see Notes to Question 6)

			,				,			
--	--	--	---	--	--	--	---	--	--	--

(9) Insurance Costs ... ..  
(including premiums paid on plant, vehicles and premises)

			,				,			
--	--	--	---	--	--	--	---	--	--	--

(10) Security services... ..

			,				,			
--	--	--	---	--	--	--	---	--	--	--

(11) Recruitment costs ... ..

			,				,			
--	--	--	---	--	--	--	---	--	--	--

(12) Industrial cleaning services... ..

			,				,			
--	--	--	---	--	--	--	---	--	--	--

(13) Waste disposal / refuse collection services ... ..

			,				,			
--	--	--	---	--	--	--	---	--	--	--

(14) Research and development services ... ..

			,				,			
--	--	--	---	--	--	--	---	--	--	--

(15) Management fees (including contributions to corporate overhead)

			,				,			
--	--	--	---	--	--	--	---	--	--	--

(16) Commercial Rent ... ..

			,				,			
--	--	--	---	--	--	--	---	--	--	--

(17) Water Services ... ..

			,				,			
--	--	--	---	--	--	--	---	--	--	--

(18) Include - Accounting and Auditing Services, legal services, Bank Charges(excl. interest), telephone charges, postal charges, advertising fees, hire of equipment, leasing or renting of plant machinery and vehicles, marketing fees, road transport services, subcontract work, goods for further processing, packaging materials and other purchases of goods and services.

Exclude - Capital items acquired

- Cost of goods purchased for the purpose of hiring out or rental where these are charged to capital account. Computer software with a useful life of a year or more should be included in Question 6, not here.

- Labour costs of your firm's own staff

**N.B. Question (D18) mainly relates to all other overheads of the business, excluding personnel costs, and is applicable to all firms.**

(18) Other Goods and Services ... ..

			,				,			
--	--	--	---	--	--	--	---	--	--	--

**Total Purchases of goods, materials and services**  
**(Sum of C1-7 and D8-18) ... ..**

			,				,			
--	--	--	---	--	--	--	---	--	--	--

**(e) Deductible VAT paid on all purchases** ... ..  
**(Sum of : 4(a) + 4(c) + 4(d) above)**

			,				,			
--	--	--	---	--	--	--	---	--	--	--



30530



## 30530



--	--	--

, 

--	--	--

, 

--	--	--

--	--	--

,

--	--	--

,

--	--	--

- |  |  |  |
|--|--|--|
|  |  |  |
|--|--|--|
- ,
- |  |  |  |
|--|--|--|
|  |  |  |
|--|--|--|
- ,
- |  |  |  |
|--|--|--|
|  |  |  |
|--|--|--|

- |  |  |  |
|--|--|--|
|  |  |  |
|--|--|--|
- ,
- |  |  |  |
|--|--|--|
|  |  |  |
|--|--|--|
- ,
- |  |  |  |
|--|--|--|
|  |  |  |
|--|--|--|

--	--	--

,

--	--	--

,

--	--	--

- |  |  |  |
|--|--|--|
|  |  |  |
|--|--|--|
- ,
- |  |  |  |
|--|--|--|
|  |  |  |
|--|--|--|
- ,
- |  |  |  |
|--|--|--|
|  |  |  |
|--|--|--|

- |  |  |  |
|--|--|--|
|  |  |  |
|--|--|--|
- ,
- |  |  |  |
|--|--|--|
|  |  |  |
|--|--|--|
- ,
- |  |  |  |
|--|--|--|
|  |  |  |
|--|--|--|

(include assets bought outright, or acquired through hire purchase or financial leasing; excluding deductible VAT, see also instructions 6)

- |  |  |  |
|--|--|--|
|  |  |  |
|--|--|--|
- ,
- |  |  |  |
|--|--|--|
|  |  |  |
|--|--|--|
- ,
- |  |  |  |
|--|--|--|
|  |  |  |
|--|--|--|

- |  |  |  |
|--|--|--|
|  |  |  |
|--|--|--|
- ,
- |  |  |  |
|--|--|--|
|  |  |  |
|--|--|--|
- ,
- |  |  |  |
|--|--|--|
|  |  |  |
|--|--|--|

- |  |  |  |
|--|--|--|
|  |  |  |
|--|--|--|
- ,
- |  |  |  |
|--|--|--|
|  |  |  |
|--|--|--|
- ,
- |  |  |  |
|--|--|--|
|  |  |  |
|--|--|--|

- |  |  |  |
|--|--|--|
|  |  |  |
|--|--|--|

, 

--	--	--

, 

--	--	--

- |  |  |  |
|--|--|--|
|  |  |  |
|--|--|--|
- ,
- |  |  |  |
|--|--|--|
|  |  |  |
|--|--|--|
- ,
- |  |  |  |
|--|--|--|
|  |  |  |
|--|--|--|

- |  |  |  |
|--|--|--|
|  |  |  |
|--|--|--|
- ,
- |  |  |  |
|--|--|--|
|  |  |  |
|--|--|--|
- ,
- |  |  |  |
|--|--|--|
|  |  |  |
|--|--|--|

- |  |  |  |
|--|--|--|
|  |  |  |
|--|--|--|

,

--	--	--

,

--	--	--

- |  |  |  |
|--|--|--|
|  |  |  |
|--|--|--|

\_\_\_\_\_

--	--	--

, 

--	--	--

, 

--	--	--

--	--	--

--	--	--

, 

--	--	--

, 

--	--	--



## 7. Employment Details

### (a) Personnel Costs

**7(a)(i) Include** - Earnings of trainees (even if recouped in whole or in part from FAS, etc)

**Exclude** - Travelling expenses

- Other labour costs not forming part of employee earnings (i.e. employer's PRSI and pension fund contributions, payments in kind etc.)

- Payments of profits, fees, commissions, etc. to Proprietor(s), non-salaried Directors and other non-employees. Also exclude payments for agency workers.

(i) Wages and salaries paid to employees ... ..

--	--	--	--	--	--	--	--	--	--

**7(a)(ii) Include** - Costs borne by the enterprise

**Exclude** - Costs paid by employees and amounts included in wages and salaries (e.g. sick pay).

(ii) Statutory employer's pay-related social insurance ... ..

--	--	--	--	--	--	--	--	--	--

**7(a)(iii) Include** - Costs borne by the enterprise (e.g. Payments to life assurance premiums on behalf of employees)

**Exclude** - Costs paid by employees.

(iii) Employer's contributions to superannuation funds ... .. and other pension schemes

--	--	--	--	--	--	--	--	--	--

**7(a)(iv) Include** - Payments of wages and other liabilities to employees in lieu of notice.

(iv) Lump sum redundancy payments, less rebates received ... ..

--	--	--	--	--	--	--	--	--	--

**7(a)(v) Include** - FAS levies less rebates received

**Exclude** - Earnings of trainees or apprentices

(v) Training costs ... ..

--	--	--	--	--	--	--	--	--	--

**7(a)(vi) Include** - All labour costs of a social nature (e.g. Canteen subsidies, medical services, social, sporting facilities, libraries, family allowances and subsidised accommodation etc.)

**Exclude** - Payments in kind

(vi) Social Expenditure excluding payments in kind ... ..

--	--	--	--	--	--	--	--	--	--

**7(a)(vii) Include** - Pensions and retirement benefits other than Superannuation funds/pension schemes

- Insurance premiums which are additional to statutory requirements

- Employees Liability Insurance

- Health Insurance premiums paid on behalf of employees (e.g. VHI, BUPA, etc.)

The cost to the enterprise of providing goods or services to employees free or at a reduced rate (i.e. payments in kind). In the case of loans at a reduced rate, the amount should represent the difference

between the rate actually charged to the employee and the market rate for the alternative use of the funds etc.

**Exclude** - Payments for agency workers.

(vii) Other labour costs ... ..

--	--	--	--	--	--	--	--	--	--

### (b) Persons engaged in the enterprise

**7(b) Include** - Proprietors, partners, directors and family members working in the enterprise in b(ii) if paid a definite regular wage or salary and in b(i) if not.

- Persons temporarily absent because of illness, holidays or strike (with or without pay)

- Temporary, casual and seasonal employees.

No. of Persons  
week ending 9th Sept 2005

(i) Non-executive Directors, Proprietor(s) and family members ... ..  
**not paid a regular wage/salary**

--	--	--	--	--	--	--	--	--	--

(ii) Employees (**all persons paid a regular wage or salary, including Directors and Proprietors**)

Full-time ... ..  
(usually working 30 hours or more per week)

Part-time ... ..  
(usually working less than 30 hours per week)

--	--	--	--	--	--	--	--	--	--

--	--	--	--	--	--	--	--	--	--



## 8. Local Unit Information

Question 8 should be completed by enterprises with more than one branch

Location Address		Total Number of Persons Engaged Week ending 9 Sept 2005 (Total should equal Q7(b(i)+(ii)))	Location Address		Total Number of Persons Engaged Week ending 9 Sept 2005 (Total should equal Q7(b(i)+(ii)))
County	No. of Units		County	No. of Units	
1. <input type="text"/>	<input type="text"/>	<input type="text"/> , <input type="text"/>	10. <input type="text"/>	<input type="text"/>	<input type="text"/> , <input type="text"/>
2. <input type="text"/>	<input type="text"/>	<input type="text"/> , <input type="text"/>	11. <input type="text"/>	<input type="text"/>	<input type="text"/> , <input type="text"/>
3. <input type="text"/>	<input type="text"/>	<input type="text"/> , <input type="text"/>	12. <input type="text"/>	<input type="text"/>	<input type="text"/> , <input type="text"/>
4. <input type="text"/>	<input type="text"/>	<input type="text"/> , <input type="text"/>	13. <input type="text"/>	<input type="text"/>	<input type="text"/> , <input type="text"/>
5. <input type="text"/>	<input type="text"/>	<input type="text"/> , <input type="text"/>	14. <input type="text"/>	<input type="text"/>	<input type="text"/> , <input type="text"/>
6. <input type="text"/>	<input type="text"/>	<input type="text"/> , <input type="text"/>	15. <input type="text"/>	<input type="text"/>	<input type="text"/> , <input type="text"/>
7. <input type="text"/>	<input type="text"/>	<input type="text"/> , <input type="text"/>	16. <input type="text"/>	<input type="text"/>	<input type="text"/> , <input type="text"/>
8. <input type="text"/>	<input type="text"/>	<input type="text"/> , <input type="text"/>	17. <input type="text"/>	<input type="text"/>	<input type="text"/> , <input type="text"/>
9. <input type="text"/>	<input type="text"/>	<input type="text"/> , <input type="text"/>	18. <input type="text"/>	<input type="text"/>	<input type="text"/> , <input type="text"/>

30530



## 9. E-Commerce

(a) Does this enterprise have an e-mail address? Yes ☐ No ☐

(b) Does this enterprise have a website? Yes ☐ No ☐

(c) Of the Total Turnover in Q3, state (best estimate) the % resulting from orders submitted using e-mail, EDI or the internet: ... ..    %

## 10. Internationalisation

(a) Location of ownership: Ireland ☐ Elsewhere ☐  
(ultimate beneficial owner)

Refer to the top company in the corporate structure.  
In the case of a joint venture, the location of both parent companies should be included.

If Elsewhere,  
please specify country:

Include - Excise duty paid or payable  
Exclude - Invoiced VAT and subsidies received

(b) Total exports of goods and services ... ..  ,  ,

Of which : exports of services ... ..  ,  ,

(c) Total imports of goods and services ... ..  ,  ,

Of which : imports of services ... ..  ,  ,



### 11. Any major changes

Please list here to avoid further queries:

- a. ....
- b. ....

### 12. Suggestions on improvements

Please make any comments which could help us to improve this form:

### 13. Respondent Burden

How long (i.e. how many minutes) did it take to complete this form? ... ..

--	--	--

**You might find it useful to keep a photocopy  
of the completed form for your records.**

### 14. Certification

I hereby declare that the particulars provided above are complete and accurate to the best of my knowledge and belief.

Signature .....

Phone .....

Status in business .....  
(Owner, Director, Manager, Accountant)

Date .....

Queries should be addressed to the person — 

above	<input type="checkbox"/>
below	<input type="checkbox"/>

 (e.g. if an accountant has supplied information)

Name .....  
(BLOCK CAPITALS)

Phone .....

Address .....  
.....

Fax No .....

Email .....

**The information provided is strictly confidential  
and cannot be accessed under the terms of the Freedom of Information Act, 1997.**

#### Official Use Only

This section is for official  
use only, please do not  
mark.

<input type="checkbox"/> TR 1	<input type="checkbox"/> TR 4	<input type="checkbox"/> TR 7	<input type="checkbox"/> TR 10	<input type="checkbox"/> TR 13
<input type="checkbox"/> TR 2	<input type="checkbox"/> TR 5	<input type="checkbox"/> TR 8	<input type="checkbox"/> TR 11	<input type="checkbox"/> TR 14
<input type="checkbox"/> TR 0	<input type="checkbox"/> TR 3	<input type="checkbox"/> TR 6	<input type="checkbox"/> TR 9	<input type="checkbox"/> TR 15



30530



## Instructions for completing the inquiry form

This form will be scanned electronically. In order to get the best possible results, it would be greatly appreciated if you would follow the instructions below.

- Please write clearly in black or blue ink, and enter 1 number in each box.
- If a box should be blank, please **do not** fill it with zeros or dashes.
- **Do not** put any comma, decimal point, or text in the box.

DO	DO NOT																																										
<p>Do fill the boxes like this:</p> <table border="1"> <tr> <td></td><td></td><td></td><td></td><td>1</td><td>8</td><td>4</td><td>7</td> </tr> </table> <p>If you have nothing to enter, just leave it blank:</p> <table border="1"> <tr> <td></td><td></td><td></td><td></td><td></td><td></td><td></td><td></td> </tr> </table>					1	8	4	7									<p>Please do not fill the boxes like this:</p> <table border="1"> <tr> <td></td><td></td><td>1</td><td>8</td><td>4</td><td>7</td><td>.</td><td>2</td><td>5</td> </tr> </table> <p><del>_____</del></p> <table border="1"> <tr> <td></td><td></td><td>N</td><td>/</td><td>A</td><td></td><td></td><td></td> </tr> </table> <table border="1"> <tr> <td>0</td><td>0</td><td>0</td><td>0</td><td>0</td><td>0</td><td>.</td><td>0</td><td>0</td> </tr> </table>			1	8	4	7	.	2	5			N	/	A				0	0	0	0	0	0	.	0	0
				1	8	4	7																																				
		1	8	4	7	.	2	5																																			
		N	/	A																																							
0	0	0	0	0	0	.	0	0																																			

### 1. Description of Business

The business conducted should be described in as much detail as possible to enable it to be precisely classified. To facilitate this, estimates of the actual or percentage turnover accounted for by the principal products sold or services provided should be entered no matter how approximate.

**A family business** An enterprise where one family holds more than 50% of the voting shares  
and/or

a family supplies a significant proportion of the enterprises senior management and is effectively controlling the business  
and/or

an enterprise where there is evidence of more than one generation working in the business  
and/or

an enterprise that is influenced by a family or a family relationship and that perceives itself to be a family business.

### 2. Year covered by the details provided

The trading details provided should ideally relate to the calendar year 2005.

### 3. Turnover (excluding VAT)

Turnover comprises the totals invoiced by the enterprise during 2005, and this corresponds to market sales of goods or services supplied to third parties.

- Include**
- All duties and taxes on the goods or services invoiced by the enterprise with the exception of VAT:
  - Value of goods sold which were taken in part exchange (i.e. trade-ins) and separate delivery charges:
  - Commission element only of lottery ticket and bus ticket sales and other sales on a commission basis:
  - Sales by mail order, vending machines and travelling sales men:
  - Value of goods sold under hire-purchase and credit sales agreements (to be entered at cash cost to customers plus any credit charges accruing to your firm):
  - Value of goods withdrawn for proprietors own use:
  - Sales of goods manufactured by the enterprise:
  - This should be broken down as accurately as possible into the three categories: retail, wholesale and other (i.e. services and other receipts) turnover.

**Note:** Chemist shops should include gross receipts from General Medical Services (Payment) Board and Health Boards (e.g. LTI (Long Term Illness) schemes) before deduction of Withholding Tax.

**Exclude** - Operating subsidies received from public authorities or institutions of the European Union:



- VAT charged to customers (which is recorded separately):
- Value of tickets (e.g. lottery and bus tickets) sold on a commission basis except for the commission element which should be included:
- Trade and cash discounts, rebates etc. and deductions for returned goods and containers:
- Sub post office business:
- Sales of capital assets and non-trading receipts (e.g. insurance claims):
- VRT (Vehicle Registration Tax) charged to customers.

Turnover from Agriculture, Forestry, Fishing and Industrial (manufacturing) activities – please estimate the part of Total Turnover derived from: agriculture, hunting and forestry, fishing, mining and quarrying, manufacturing electricity, gas and water supply and construction. An estimate of the total turnover from all these activities will suffice. There is no need to provide separate values for each of these activities.

#### **4. Purchases of Goods and Services**

##### **(a) Goods for direct resale = Cost of Sales minus Opening Stock plus Closing Stock**

Purchases for resale are purchases of goods for resale to third parties without further processing. It also includes purchases of services by 'invoicing' service companies i.e. those whose turnover is composed not only of agency fees charged on a service transaction but also the actual amount involved in the service transaction e.g. transport purchases by travel agents. The value of goods and services which are sold to third parties on a commission basis are excluded since these goods are neither bought nor sold by the agent receiving the commission.

Enter the net delivery cost (excluding VAT) of goods purchased by the enterprise for direct resale (including materials used in the repair, maintenance or installation of customers' goods).

##### **(b) Stocks (excluding VAT)**

Stocks should be valued (exclusive of VAT) as for accounting purposes. The basis of valuation should be the same for the beginning and end of the year. Include both stocks of goods for resale and stocks of other goods held.

#### **6. Changes in Fixed Capital Assets**

Fixed capital assets include motor vehicles, equipment and plant machinery as well as new building work and the purchase or sale of existing buildings and land. Sale of tangible Capital Goods are valued at the price actually received. (They should be valued exclusive of VAT, except for motor cars).

#### **7. Employment Details**

##### **(a) Personnel Costs**

##### **(i) Total Wages and Salaries paid to Employees**

Include the gross amount (i.e. before deduction of income tax, employee contributions to social security, etc.) of all wages, salaries, overtime, allowances, commissions, bonuses, holiday pay, etc. paid by the enterprise to its employees.

##### **(b) Persons Engaged in the Enterprise**

All persons (i.e. managerial, clerical, sales, repairs, delivery etc.) who worked (full or part-time) in the enterprise during the week ended **9 September 2005** should be included in their respective boxes. Persons usually working 30 or more hours per week should be classified as full-time.

#### **8. Local Unit Information**

A breakdown of the number of total persons engaged (in week ended 9 September 2005, (Q.7(b))) is requested for each trading branch of the enterprise.



**Appendix 4**  
**Annual Services 2005 Questionnaire**  
**Non-Distributive Services**



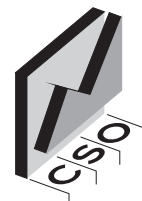




CONFIDENTIAL



2605



AMEND ABOVE IF INCORRECT IN ANY RESPECT  
e.g. if there's a change of legal/trading name or address.

IF AMENDED, TICK THIS BOX: ☐

**Central Statistics Office**  
**Skehard Road**  
**Cork**

Please return to:  
**THE DIRECTOR GENERAL**  
using the enclosed  
post-free envelope

21st April 2006

## ANNUAL SERVICE INQUIRIES 2005

**Year covered by this return:** The accounting year should cover 12 months and contain at least 6 months of 2005\*.

**Date of return:** This form was issued on 21st April 2006 and must be completed and returned by 19th May 2006\*.

**Explanatory Notes:** Please read carefully the following notes and the enclosed Instructions before completing the form. If you need further clarification on any points, please contact us.

**Purpose of the Inquiry:** To provide estimates of the total trading activity in the major services sectors.

**Who must complete the form:** The form should be completed by the enterprise's Owner, Director, Manager or Accountant. The form should cover all branches run by the enterprise (company) at all locations in the state.

**Replying Online:** It is possible to reply online using the CSO Secure Deposit Box on the CSO website. If you wish to avail of this facility, please contact us.

**Statutory Basis:** This statutory inquiry is conducted under the Statistics (Service Inquiries) Order 2003 (S.I. No. 40 of 2003) made under the Statistics Act 1993, Council Regulation (EC, Euratom) No. 58/97 concerning structural business statistics.

**Confidentiality:** The information you provide will be treated as strictly confidential in accordance with Section 33 of the Statistics Act 1993 and with EU law. It will be used for statistical purposes only and will not be disclosed to any other Government Department or body.

Donal Garvey  
Director General

**\* If accounts are not ready by this date, please notify the Office as to when they will be available, quoting the Reference Number below. (This will avoid Reminders being sent to you).**





## PARTICULARS FOR 2005

### 1. Description of Business

(a) Describe the business conducted, in as much detail as possible:

(b) State the number of local units operated by the enterprise within the State ... ..

(c) List in order of importance the main categories of goods and services provided:

	Goods or service	Turnover (%)		Goods or service	Turnover (%)
1st	<div style="border: 1px solid black; height: 20px; width: 100%;"></div>	<div style="border: 1px solid black; width: 30px; height: 20px; display: flex; justify-content: space-between;"><span></span><span></span><span></span></div>	3rd	<div style="border: 1px solid black; height: 20px; width: 100%;"></div>	<div style="border: 1px solid black; width: 30px; height: 20px; display: flex; justify-content: space-between;"><span></span><span></span><span></span></div>
2nd	<div style="border: 1px solid black; height: 20px; width: 100%;"></div>	<div style="border: 1px solid black; width: 30px; height: 20px; display: flex; justify-content: space-between;"><span></span><span></span><span></span></div>	4th	<div style="border: 1px solid black; height: 20px; width: 100%;"></div>	<div style="border: 1px solid black; width: 30px; height: 20px; display: flex; justify-content: space-between;"><span></span><span></span><span></span></div>

(d) Legal form of enterprise:

1. Individual Proprietorship ☐

2. Partnership ☐

3. Public Limited Company ☐

4. Private Limited Company ☐

5. Private Unlimited Company ☐

6. Co-Operative Society ☐

7. Statutory Body ☐

8. Branch of Foreign Company ☐

9. Other ☐  
(please describe below)

(e) Family business (see Note No.1):

Is this a family business? Yes ☐ No ☐

### 2. Year covered by details provided

This accounting year should cover 12 months, and contain at least 6 months of 2005.

From  /  /

To  /  /

### 3. Turnover (excluding VAT)

In the case of Commission Agents selling goods, turnover should include the commission only and not the total value of the goods handled. For service agencies, turnover should include commission and the cost of services supplied to customers. For bookmakers, this figure should reflect turnover less bets paid out (see also instruction 3).

Include - All duties and taxes on the goods or services invoiced by the enterprise except VAT.  
Exclude - Operation subsidies received from Public Authorities or the institutions of the EU.

(a) Total Turnover (excluding VAT) ... ..

Of which:

Turnover from Agriculture, Forestry, Fishing and Industrial (manufacturing) activities. (See Instructions No.3)

(b) VAT charged on Total Turnover ... ..



2605



## 2605



--	--	--

,

--	--	--

,

--	--	--

***or***

			,				,			
--	--	--	---	--	--	--	---	--	--	--

Include - Trading stock, parts for repair of customers' goods, etc. (see also instructions 4(a))

Include : Stock of Finished Goods,  
Stocks of Goods and Services Purchased for Resale in the same condition as received  
Stocks of Work in Progress  
Stocks of Raw Materials and Consumables

End of Year 

--	--	--

, 

--	--	--

, 

--	--	--

*of which :*

Stocks of goods purchased for resale in the same condition as received

--	--	--

--	--	--

--	--	--

--	--	--	--	--	--	--	--	--

[illegible]


--	--	--

, 

--	--	--

, 

--	--	--

[illegible]

--	--	--

 , 

--	--	--

 , 

--	--	--

--	--	--	--	--	--	--	--	--

--	--	--

, 

--	--	--

, 

--	--	--

--	--	--

--	--	--

--	--	--

			,				,			
--	--	--	---	--	--	--	---	--	--	--

[illegible]

--	--	--

--	--	--

			,				,			
--	--	--	---	--	--	--	---	--	--	--

			,				,			
--	--	--	---	--	--	--	---	--	--	--



#### 4. Purchases of Goods and Services (continued)

##### (6) Motor Fuels

(i) Petrol ... ..

			,				,			
--	--	--	---	--	--	--	---	--	--	--

(ii) Autodiesel ... ..

			,				,			
--	--	--	---	--	--	--	---	--	--	--

(iii) LPG (for vehicles) ... ..

			,				,			
--	--	--	---	--	--	--	---	--	--	--

(7) Other fuel/energy products ... ..  
(e.g. aviation fuel, direct purchase of heat from 3rd parties)

			,				,			
--	--	--	---	--	--	--	---	--	--	--

Note: For other fuel/energy purchases, give a brief description of the fuel type/energy source.

--

##### (d) Other purchases (excluding deductible VAT) - expenses

(8) Purchases of computer-related services ... ..  
(Exclude computer hardware & software - see Notes to Question 6)

			,				,			
--	--	--	---	--	--	--	---	--	--	--

(9) Insurance Costs ... ..  
(including premiums paid on plant, vehicles and premises)

			,				,			
--	--	--	---	--	--	--	---	--	--	--

(10) Security services... ..

			,				,			
--	--	--	---	--	--	--	---	--	--	--

(11) Recruitment costs ... ..

			,				,			
--	--	--	---	--	--	--	---	--	--	--

(12) Industrial cleaning services... ..

			,				,			
--	--	--	---	--	--	--	---	--	--	--

(13) Waste disposal / refuse collection services ... ..

			,				,			
--	--	--	---	--	--	--	---	--	--	--

(14) Research and development services ... ..

			,				,			
--	--	--	---	--	--	--	---	--	--	--

(15) Management fees (including contributions to corporate overhead)

			,				,			
--	--	--	---	--	--	--	---	--	--	--

(16) Commercial Rent ... ..

			,				,			
--	--	--	---	--	--	--	---	--	--	--

(17) Water Services ... ..

			,				,			
--	--	--	---	--	--	--	---	--	--	--

(18) Include - Accounting and Auditing Services, legal services, Bank Charges(excl. interest), telephone charges, postal charges, advertising fees, hire of equipment, leasing or renting of plant machinery and vehicles, marketing fees, road transport services, subcontracting work, goods for further processing, packaging materials and other purchases of goods and services.

Exclude - Capital items acquired

- Cost of goods purchased for the purpose of hiring out or rental where these are charged to capital account. Computer software with a useful life of a year or more should be included in Question 6, not here.

- Labour costs of your firm's own staff

**N.B. Question (D18) mainly relates to all other overheads of the business, excluding personnel costs, and is applicable to all firms.**

(18) Other Goods and Services ... ..

			,				,			
--	--	--	---	--	--	--	---	--	--	--

**Total Purchases of goods, materials and services**  
**(Sum of C1-7 and D8-18) ... ..**

			,				,			
--	--	--	---	--	--	--	---	--	--	--

**(e) Deductible VAT paid on purchases** ... ..  
**(Sum of : 4(a) + 4(c) + 4(d) above)**

			,				,			
--	--	--	---	--	--	--	---	--	--	--









## 7. Employment Details

### (a) Personnel Costs

- 7(a)(i) Include** - Earnings of trainees (even if recouped in whole or in part from FAS, etc)  
**Exclude** - Travelling expenses  
 - Other labour costs not forming part of employee earnings (i.e. employer's PRSI and pension fund contributions, payments in kind etc.)  
 - Payments of profits, fees, commissions, etc. to Proprietor(s), non-salaried Directors and other non-employees. Also exclude payments for agency workers.

(i) Wages and salaries paid to employees ... ..    ,    ,

- 7(a)(ii) Include** - Costs borne by the enterprise  
**Exclude** - Costs paid by employees and amounts included in wages and salaries (e.g. sick pay).

(ii) Statutory employer's pay-related social insurance ... ..    ,    ,

- 7(a)(iii) Include** - Costs borne by the enterprise (e.g. Payments to life assurance premiums on behalf of employees)  
**Exclude** - Costs paid by employees.

(iii) Employer's contributions to superannuation funds ... ..    ,    ,     
 and other pension schemes

- 7(a)(iv) Include** - Payments of wages and other liabilities to employees in lieu of notice.

(iv) Lump sum redundancy payments, less rebates received ... ..    ,    ,

- 7(a)(v) Include** - FAS levies less rebates received  
**Exclude** - Earnings of trainees or apprentices

(v) Training costs ... ..    ,    ,

- 7(a)(vi) Include** - All labour costs of a social nature (e.g. Canteen subsidies, medical services, social, sporting facilities, libraries, family allowances and subsidised accommodation etc.)  
**Exclude** - Payments in kind

(vi) Social Expenditure excluding payments in kind ... ..    ,    ,

- 7(a)(vii) Include** - Pensions and retirement benefits other than Superannuation funds/pension schemes  
 - Insurance premiums which are additional to statutory requirements  
 - Employees Liability Insurance  
 - Health Insurance premiums paid on behalf of employees (e.g. VHI, BUPA, etc.)  
 The cost to the enterprise of providing goods or services to employees free or at a reduced rate (i.e. payments in kind). In the case of loans at a reduced rate, the amount should represent the difference between the rate actually charged to the employee and the market rate for the alternative use of the funds etc.  
**Exclude** - Payments for agency workers.

(vii) Other labour costs ... ..    ,    ,

### (b) Persons engaged in the enterprise

- 7(b) Include** - Proprietors, partners, directors and family members working in the enterprise in b(ii) if paid a definite regular wage or salary and in b(i) if not.  
 - Persons temporarily absent because of illness, holidays or strike (with or without pay)  
 - Temporary, casual and seasonal employees.

No. of Persons  
 week ending 9th Sept 2005

(i) Non-executive Directors, Proprietor(s) and family members ... ..    ,     
**not paid a regular wage/salary**

(ii) Employees (**all persons paid a regular wage or salary, including Directors and Proprietors**)

Full-time ... .. (usually working 30 hours or more per week)	<input type="text"/> <input type="text"/> <input type="text"/> , <input type="text"/> <input type="text"/> <input type="text"/>
Part-time ... .. (usually working less than 30 hours per week)	<input type="text"/> <input type="text"/> <input type="text"/> , <input type="text"/> <input type="text"/> <input type="text"/>





## 8. Local Unit Information

Question 8 should be completed by enterprises with more than one branch

Location Address		Total Number of Persons Engaged Week ending 9 Sept 2005 (Total should equal Q7(b(i)+(ii)))	Location Address		Total Number of Persons Engaged Week ending 9 Sept 2005 (Total should equal Q7(b(i)+(ii)))
County	No. of Units		County	No. of Units	
1. <input type="text"/>	<input type="text"/>	<input type="text"/> , <input type="text"/>	10. <input type="text"/>	<input type="text"/>	<input type="text"/> , <input type="text"/>
2. <input type="text"/>	<input type="text"/>	<input type="text"/> , <input type="text"/>	11. <input type="text"/>	<input type="text"/>	<input type="text"/> , <input type="text"/>
3. <input type="text"/>	<input type="text"/>	<input type="text"/> , <input type="text"/>	12. <input type="text"/>	<input type="text"/>	<input type="text"/> , <input type="text"/>
4. <input type="text"/>	<input type="text"/>	<input type="text"/> , <input type="text"/>	13. <input type="text"/>	<input type="text"/>	<input type="text"/> , <input type="text"/>
5. <input type="text"/>	<input type="text"/>	<input type="text"/> , <input type="text"/>	14. <input type="text"/>	<input type="text"/>	<input type="text"/> , <input type="text"/>
6. <input type="text"/>	<input type="text"/>	<input type="text"/> , <input type="text"/>	15. <input type="text"/>	<input type="text"/>	<input type="text"/> , <input type="text"/>
7. <input type="text"/>	<input type="text"/>	<input type="text"/> , <input type="text"/>	16. <input type="text"/>	<input type="text"/>	<input type="text"/> , <input type="text"/>
8. <input type="text"/>	<input type="text"/>	<input type="text"/> , <input type="text"/>	17. <input type="text"/>	<input type="text"/>	<input type="text"/> , <input type="text"/>
9. <input type="text"/>	<input type="text"/>	<input type="text"/> , <input type="text"/>	18. <input type="text"/>	<input type="text"/>	<input type="text"/> , <input type="text"/>

2605



## 9. E-Commerce

(a) Does this enterprise have an e-mail address? Yes ☐ No ☐(b) Does this enterprise have a website? Yes ☐ No ☐(c) Of the Total Turnover in Q3, state (best estimate) the % resulting from orders submitted using e-mail, EDI or the internet: ... ..  %

## 10. Internationalisation

(a) Location of ownership: Ireland ☐  
 (ultimate beneficial owner)  
 Refers to the top company in the corporate structure. In the case of a joint venture, the location of both parent companies should be included.

Elsewhere ☐

If Elsewhere, please specify country:

Include - Excise duty paid or payable  
 Exclude - Invoiced VAT and subsidies received

(b) Total exports of goods and services ... ..

 ,  , 

Of which :exports of services ... ..

 ,  , 

(c) Total imports of goods and services ... ..

 ,  , 

Of which : imports of services ... ..

 ,  ,



### 11. Any major changes

Please list here to avoid further queries:

a. ....

b. ....

### 12. Suggestions on improvements

Please make any comments which could help us to improve this form:

### 13. Respondent Burden

How long (i.e. how many minutes) did it take to complete this form? ... ..

--	--	--

**You might find it useful to keep a photocopy  
of the completed form for your records.**

### 14. Certification

I hereby declare that the particulars provided above are complete and accurate to the best of my knowledge and belief.

Signature .....

Phone .....

Status in business .....  
(Owner, Director, Manager, Accountant)

Date .....

Queries should be addressed to the person

above ☐

below ☐

(e.g. if an accountant has supplied information)

Name .....  
(BLOCK CAPITALS)

Phone .....

Address .....

Fax No .....

Email .....

**The information provided is strictly confidential  
and cannot be accessed under the terms of the Freedom of Information Act, 1997.**

#### Official Use Only

This section is for official  
use only, please do not  
mark.

☐ TR 1

☐ TR 4

☐ TR 7

☐ TR 10

☐ TR 13

☐ TR 2

☐ TR 5

☐ TR 8

☐ TR 11

☐ TR 14

☐ TR 0

☐ TR 3

☐ TR 6

☐ TR 9

☐ TR 12

☐ TR 15



2605



## Form NDS

- Please write clearly in black or blue ink, and enter 1 number in each box.
- If a box should be blank, please **do not** fill it with zeros or dashes.
- **Do not** put any comma, decimal point, or text in the box.

DO	DO NOT																																																				
<p><b>Do</b> fill the boxes like this:</p> <table border="1"> <tr> <td></td><td></td><td></td><td></td><td>1</td><td>8</td><td>4</td><td>7</td> </tr> </table> <p>If you have nothing to enter, just leave it blank:</p> <table border="1"> <tr> <td></td><td></td><td></td><td></td><td></td><td></td><td></td><td></td> </tr> </table>					1	8	4	7									<p><b>Please do not</b> fill the boxes like this:</p> <table border="1"> <tr> <td></td><td></td><td>1</td><td>8</td><td>4</td><td>7</td><td>.</td><td>2</td><td>5</td> </tr> </table> <p><del> <table border="1"> <tr> <td></td><td></td><td></td><td></td><td></td><td></td><td></td><td></td><td></td> </tr> </table> </del></p> <table border="1"> <tr> <td></td><td></td><td></td><td>N</td><td>/</td><td>A</td><td></td><td></td><td></td> </tr> </table> <table border="1"> <tr> <td>0</td><td>0</td><td>0</td><td>0</td><td>0</td><td>0</td><td>.</td><td>0</td><td>0</td> </tr> </table>			1	8	4	7	.	2	5													N	/	A				0	0	0	0	0	0	.	0	0
				1	8	4	7																																														
		1	8	4	7	.	2	5																																													
			N	/	A																																																
0	0	0	0	0	0	.	0	0																																													

The business conducted should be described in as much detail as possible to enable it to be precisely classified. To facilitate this, estimates of the actual or percentage turnover accounted for by the principal products sold or services provided should be entered no matter how approximate.

an enterprise that is influenced by a family or a family relationship and that perceives itself to be a family business.

The trading details provided should ideally relate to the calendar year 2005.

Turnover from Agriculture, Forestry, Fishing and Industrial (manufacturing) activities – please estimate the part of Total Turnover derived from: agriculture, hunting and forestry, fishing, mining and quarrying, manufacturing electricity, gas and water supply and construction. An estimate of the total turnover from all these activities will suffice. There is no need to provide separate values for each of these activities.

Purchases for resale are purchases of goods for resale to third parties without further processing. It also includes purchases of services by 'invoicing' service companies i.e. those whose turnover is composed not only of agency fees



charged on a service transaction but also the actual amount involved in the service transaction e.g. transport purchases by travel agents. The value of goods and services which are sold to third parties on a commission basis are excluded since these goods are neither bought nor sold by the agent receiving the commission.

Enter the net delivery cost (excluding VAT) of goods purchased by the enterprise for direct resale (including materials used in the repair, maintenance or installation of customers' goods).

**(b) Stocks (excluding VAT)**

Stocks should be valued (exclusive of VAT) as for accounting purposes. The basis of valuation should be the same for the beginning and end of the year. Include both stocks of goods for resale and stocks of other goods held.

**6. Changes in Fixed Capital Assets**

Fixed capital assets include motor vehicles, equipment and plant machinery as well as new building work and the purchase or sale of existing buildings and land. Sale of tangible Capital Goods are valued at the price actually received. (They should be valued exclusive of VAT, except for motor cars).

**7. Employment Details**

**(a) Personnel Costs**

**(i) Total Wages and Salaries paid to Employees**

Include the gross amount (i.e. before deduction of income tax, employee contributions to social security, etc.) of all wages, salaries, overtime, allowances, commissions, bonuses, holiday pay, etc. paid by the enterprise to its employees.

**(b) Persons Engaged in the Enterprises**

All persons (i.e. managerial, clerical, sales, repairs, delivery etc.) who worked (full or part-time) in the enterprise during the week ended **9 September 2005** should be included in their respective boxes. Persons usually working 30 or more hours per week should be classified as full-time.

**8. Local Unit Information**

A breakdown of the number of total persons engaged (in week ended 9 September 2005, (Q.7(b)) is requested for each trading branch of the enterprise.