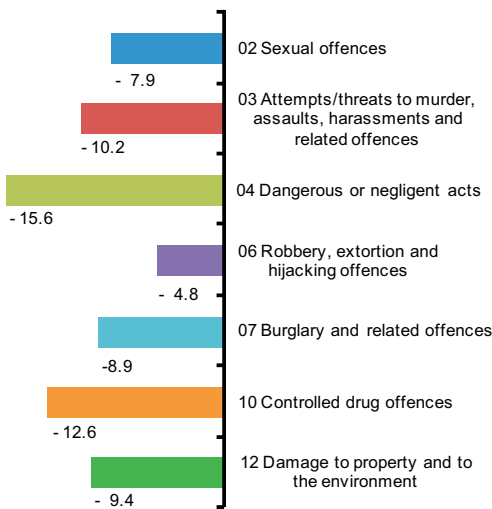




Figure 1: Percentage change between annualised total to Q2, 2012 and 2013 for selected offence groups



Recorded Crime

Quarter 2 2013

Recorded crime incidents classified by offence group, annualised total¹, Q2 2012 and 2013

ICCSq offence group	Annualised total to Q2			
	2012	2013	Change	%
01 Homicide offences	67	68	+ 1	+ 1.5
02 Sexual offences	2,090	1,924	- 166	- 7.9
03 Attempts or threats to murder, assaults, harassments and related offences	16,238	14,582	-1,656	- 10.2
04 Dangerous or negligent acts	9,618	8,117	-1,501	- 15.6
05 Kidnapping and related offences	112	98	- 14	- 12.5
06 Robbery, extortion and hijacking offences	2,911	2,772	- 139	- 4.8
07 Burglary and related offences	28,770	26,211	-2,559	- 8.9
08 Theft and related Offences	76,394	77,022	+ 628	+ 0.8
09 Fraud, deception and related offences	5,594	5,014	- 580	- 10.4
10 Controlled drug offences	17,618	15,397	-2,221	- 12.6
11 Weapons and explosives offences	3,302	2,842	- 460	- 13.9
12 Damage to property and to the environment	33,861	30,663	-3,198	- 9.4
13 Public order and other social code offences	46,218	39,460	-6,758	- 14.6
15 Offences against Government, justice procedures and organisation of crime	9,875	8,369	-1,506	- 15.3

¹ The annualised figure for a given quarter is the total number of crimes recorded in the 12 months prior to end of that quarter.

Falls observed in most offence groups, rise in Dangerous Driving leading to death

Group 07 *Burglary and related offences* fell by 8.9%, compared to the period ending in Q2, 2012 and Group 03 *Attempts or threats to murder, assaults, harassments and related offences* fell by 10.2%. Falls were observed in other groups including Group 04 *Dangerous or negligent acts* (-15.6%) and Group 09 *Fraud, deception and related offences* (-10.4%). See table 1.1 and figure 1.

Group 01 *Homicide offences*, rose by 1.5%, driven by a rise in *Dangerous driving leading to death* (ICCS 01d), while Group 08 *Theft and related Offences* rose by 0.8%.

The Central Statistics Office today released Recorded Crime Statistics for 105 Garda districts and their constituent Garda station areas across the country. These statistics, which are available on StatBank, the CSO's main data dissemination system, provides an overview of recorded crime statistics for these areas in an easily searchable format, suitable for all users. The statistics for 2013 cover the period up to 30th June 2013.

These are available to view and download online on the CSO website at <http://cso.ie/shorturl.aspx/187>

Published by the Central Statistics Office, Ireland.

Ardee Road
Dublin 6
Ireland

Sheehard Road
Cork
Ireland

LoCall: 1890 313 414 (ROI)
0870 876 0256 (UK/NI)

Tel: +353 1 498 4000
Fax: +353 1 498 4229

Tel: +353 21 453 5000
Fax: +353 21 453 5294

Both offices may be contacted through any of these telephone numbers.

CSO on the Web: www.cso.ie
and go to

People and Society: Crime and Justice

Director General: Pádraig Dalton

Enquiries:

Crime Statistics
General queries

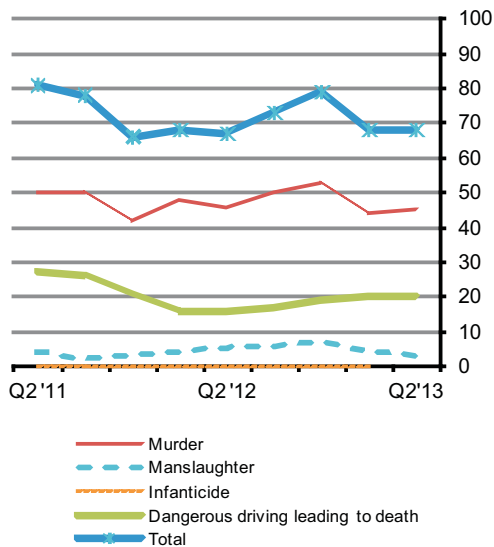
Crime Statistics Section,
ext 5264,
E-mail crime@cso.ie
Information Section, ext 5021
information@cso.ie

© Central Statistics Office
The contents of this release may be quoted provided the source is given clearly and accurately. Reproduction for own or internal use is permitted.

On-line ISSN 2009-5171

For more information, contact Tricia Brew at 021 453 5490 or Tim Linehan at 021 453 5264.

Figure 2: Annualised total homicide offences, Q2 2011 to Q2 2013



Group 01 Homicides Offences

For the 12 month period ending in June 2013, there were 48 recorded *Murder* and *Manslaughter* offences, a decrease of 3 on the same period in 2012. However, *Dangerous driving leading to death* offences rose from 16 to 20 in the same period. See figure 2.

Group 02 Sexual Offences

By Q2 2013, the number of offences recorded in this group had fallen to 1,924 (-7.9%), from 2,090 for the corresponding period ending in June 2012. Decreases were observed for all sub-groups in this category.

Group 03 Attempts or Threats to Murder, Assaults, Harassments and Related Offences

Assault causing harm, poisoning fell by 9.3% to 3,064 recorded offences in the 12-month period ending in June 2013, while the annualised total for recorded *Harassment and related offences* fell by 21.9%, from 1,926 to 1,504 in the same period. *Other Assault* offences fell by 8.3% to 9,721.

Group 04 Dangerous or Negligent Acts

For the period ending June 2013, recorded *Dangerous or negligent acts* offences decreased by 15.6% to 8,117 when compared with the corresponding period ending in June 2012. As in previous periods, most recorded offences in this group related to *Driving/In charge of a vehicle while over legal alcohol limit*, which decreased from 8,739 to 7,425 (-15.0%).

Group 05 Kidnapping and Related Offences

The 12 month annualised total for *Kidnapping and related offences* fell by 12.5% to 98 by June 2013.

Group 06 Robbery, Extortion and Hijacking Offences

Group 06 *Robbery, extortion and hijacking offences* fell by 4.8% in the 12 month period ending in Q2, 2013. However, *Robbery from the person* offences rose by 2.6% to 1,663. Falls were seen in *Robbery of an establishment or institution* (-14.1%) offences, and *Robbery of cash or goods in transit* offences which fell from 54 to 32 in the same period.

Group 07 Burglary and Related Offences

There were 26,211 recorded *Burglary and related* offences in the 12 month period ending in June 2013, representing a decrease of 2,559 (-8.9%). Comparing the same periods, *Aggravated burglary offences* rose by 3.2% while recorded *Burglary (not aggravated)* offences decreased by 9.2% to 25,204. *Possession of an article (with intent to burgle, steal, demand)* offences decreased by 1.2% to 713 in the same period. See figures 3&4.

Group 08 Theft and Related Offences

Recorded *Group 08 Theft and related offences* rose slightly with an increase of 628 offences (+0.8%) to 77,022, when comparing the 12 month periods ending in June. When considering the subgroups, recorded *Theft from person* offences increased by 33.4% to 5,729, and *Theft from shop* rose 1.0% to 20,178.

Group 09 Fraud, Deception and Related Offences

There were 5,014 recorded *Fraud, deception and related offences* in the 12 month period ending in June 2013. This was a decrease of 580 (-10.4%) on the corresponding period ending in June 2012.

Group 10 Controlled Drug Offences

In the 12-month period ending in June 2013, there were 15,397 recorded *Controlled drug offences*, a decrease of 12.6% on the corresponding period ending in June 2012. The great majority of these recorded offences were for *Possession of drugs for personal use*, which showed a decrease of 12.3% to 11,065.

Figure 3: Annualised total burglary and related offences, Q2 2011 to Q2 2013

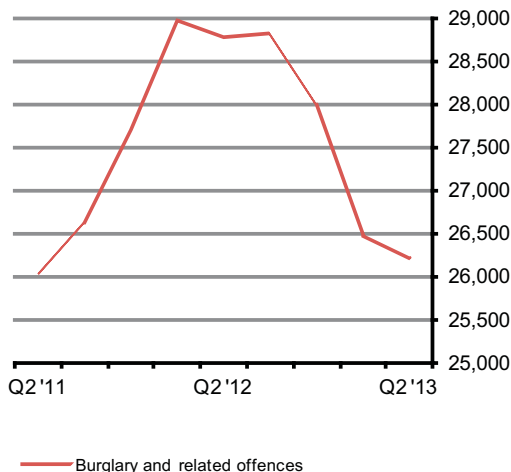
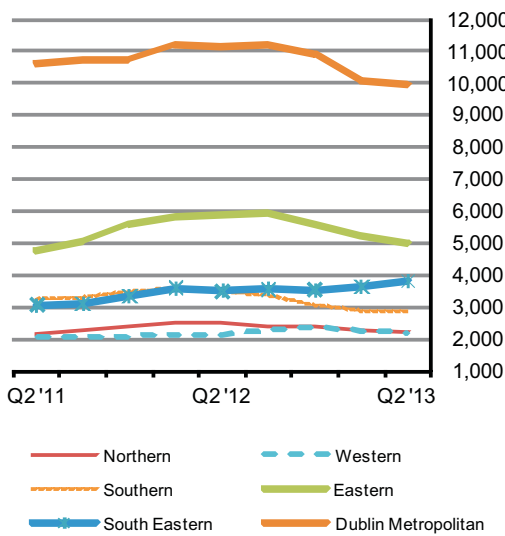


Figure 4: Annualised total Burglary and related offences by Garda region, Q2 2011 to Q2 2013



Group 11 Weapons and Explosives Offences

There were 2,842 Group 11 *Weapons and explosives offences* in period ending in Q2 2013, a decrease of almost 14% on the Q2 2012 annualised total. Over this period, *Possession of a firearm* offences fell from 251 to 236, a decrease of 6.0%. *Offensive weapons offences (nec)* fell from 2,508 to 2,150 over the same period, a decrease of almost 15%.

Group 12 Damage to Property and to the Environment

Recorded *Arson* offences decreased to 1,975 (-12.3%) in the 12 month period ending in June 2013. The vast majority of offences recorded in this group were for *Criminal damage (not arson)*. These offences decreased by over 9% to 28,483.

Group 13 Public Order and other Social Code Offences

Recorded *Public order and other social code offences* fell by 14.6% to 39,460 in the 12 month period ending in June 2013. The most frequently occurring offences in this group were under *Disorderly conduct*, which fell from 39,458 to 33,679 in this period. This is equivalent to approximately 92 *Disorderly conduct* offences a day for the period ending in Q2 2013.

Group 15 Offences against Government, Justice Procedures and Organisation of Crime

There were 8,369 *Offences against Government, justice procedures and organisation of crime* recorded in the period ending in June 2013, a decrease of 15.3% when compared with the corresponding period ending in June 2012.

**Table 1 Recorded crime incidents classified by offence group and annualised total¹, Q2
2012 and 2013**

ICCSq offence group	Annualised total to Q2			
	2012	2013	Change	% Change
01 Homicide offences	67	68	+ 1	+ 1.5
01a Murder	46	45	- 1	- 2.2
01b Manslaughter	5	3	- 2	- 40.0
01c Infanticide	0	0	0	-
01d Dangerous driving leading to death	16	20	+ 4	+ 25.0
02 Sexual offences	2,090	1,924	- 166	- 7.9
02a Rape of a male or female	486	429	- 57	- 11.7
02b Defilement of a boy or girl less than 17 years old	128	103	- 25	- 19.5
02c Sexual offence involving mentally impaired person	28	7	- 21	- 75.0
02d Aggravated sexual assault	10	3	- 7	- 70.0
02e Sexual assault (not aggravated)	1,288	1,253	- 35	- 2.7
02f Other sexual offences	150	129	- 21	- 14.0
03 Attempts or threats to murder, assaults, harassments and related offences	16,238	14,582	-1,656	- 10.2
03a Murder-attempt	9	7	- 2	- 22.2
03b Murder-threat	324	286	- 38	- 11.7
03c Assault causing harm, poisoning	3,379	3,064	- 315	- 9.3
03d Other assault	10,600	9,721	- 879	- 8.3
03e Harassment and related offences	1,926	1,504	- 422	- 21.9
04 Dangerous or negligent acts	9,618	8,117	-1,501	- 15.6
04a Dangerous driving causing serious bodily harm	9	6	- 3	- 33.3
04b Driving/In charge of a vehicle while over legal alcohol limit	8,739	7,425	-1,314	- 15.0
04c Driving/In charge of a vehicle under the influence of drugs	345	245	- 100	- 29.0
04f Endangerment with potential for serious harm or death	90	58	- 32	- 35.6
04g Abandoning a child, child neglect and cruelty	219	207	- 12	- 5.5
04h Unseaworthy/dangerous use of boat or ship	1	4	+ 3	+300.0
04i False alarm/interference with aircraft or air transport facilities	10	6	- 4	- 40.0
04j Endangering traffic offences	205	166	- 39	- 19.0
05 Kidnapping and related offences	112	98	- 14	- 12.5
05a False imprisonment	74	74	0	0.0
05b Abduction of person under 16 years of age	19	13	- 6	- 31.6
05c Human trafficking offences	19	11	- 8	- 42.1
06 Robbery, extortion and hijacking offences	2,911	2,772	- 139	- 4.8
06a Robbery of an establishment or institution	1,117	960	- 157	- 14.1
06b Robbery of cash or goods in transit	54	32	- 22	- 40.7
06c Robbery from the person	1,621	1,663	+ 42	+ 2.6
06d Blackmail or extortion	31	33	+ 2	+ 6.5
06e Carjacking, hijacking/unlawful seizure of aircraft/vessel	88	84	- 4	- 4.5

Table 1 (contd.) Recorded crime incidents classified by offence group and annualised total¹, Q2 2012 and 2013

ICCSq offence group	Annualised total to Q2			
	2012	2013	Change	% Change
07 Burglary and related offences	28,770	26,211	-2,559	- 8.9
07a Aggravated burglary	285	294	+ 9	+ 3.2
07b Burglary (not aggravated)	27,763	25,204	-2,559	- 9.2
07c Possession of an article (with intent to burgle, steal, demand)	722	713	- 9	- 1.2
08 Theft and related Offences	76,394	77,022	+ 628	+ 0.8
08a Theft/Taking of vehicle and related offences	9,052	8,014	-1,038	- 11.5
08b Theft from person	4,295	5,729	+1,434	+ 33.4
08c Theft from shop	19,978	20,176	+ 198	+ 1.0
08d Other thefts, handling stolen property	43,069	43,103	+ 34	+ 0.1
09 Fraud, deception and related offences	5,594	5,014	- 580	- 10.4
09a Fraud, deception and related offences	5,594	5,014	- 580	- 10.4
10 Controlled drug offences	17,618	15,397	-2,221	- 12.6
10a Importation of drugs	38	32	- 6	- 15.8
10b Cultivation or manufacture of drugs	570	462	- 108	- 18.9
10c Possession of drugs for sale or supply	3,825	3,295	- 530	- 13.9
10d Possession of drugs for personal use	12,620	11,065	-1,555	- 12.3
10e Other drug offences	565	543	- 22	- 3.9
11 Weapons and explosives offences	3,302	2,842	- 460	- 13.9
11a Explosives, chemical weapons offences	77	77	0	0.0
11b Discharging a firearm	149	139	- 10	- 6.7
11c Possession of a firearm	251	236	- 15	- 6.0
11d Offensive weapons offences (nec)	2,508	2,150	- 358	- 14.3
11e Fireworks offences	317	240	- 77	- 24.3
12 Damage to property and to the environment	33,861	30,663	-3,198	- 9.4
12a Arson	2,251	1,975	- 276	- 12.3
12b Criminal damage (not arson)	31,370	28,483	-2,887	- 9.2
12c Litter offences	240	205	- 35	- 14.6
13 Public order and other social code offences	46,218	39,460	-6,758	- 14.6
13a Disorderly conduct	39,458	33,679	-5,779	- 14.6
13b Trespass offences	3,459	2,972	- 487	- 14.1
13c Liquor licensing offences	2,124	1,595	- 529	- 24.9
13d Prostitution offences	192	116	- 76	- 39.6
13e Regulated betting or money, collection or trading offences	304	299	- 5	- 1.6
13f Other social code offences (nec)	681	799	+ 118	+ 17.3
15 Offences against Government, justice procedures and organisation of crime	9,875	8,369	-1,506	- 15.3
15a Offences against government and its agents (nec)	333	263	- 70	- 21.0
15b Organisation of crime and conspiracy to commit crime	18	5	- 13	- 72.2
15c Perverting the course of justice	94	75	- 19	- 20.2
15d Offences while in custody, breach of court orders	9,430	8,026	-1,404	- 14.9

Table 2.1a Recorded crime incidents, Group 01 to Group 05, Q1 2010 to Q4 2011

ICCSq offence group	2010					2011				
	Q1	Q2	Q3	Q4	Total	Q1	Q2	Q3	Q4	Total
01 Homicide offences	27	23	19	20	89	24	18	16	8	66
01a Murder	16	12	11	14	53	13	12	11	6	42
01b Manslaughter	2	1	2	0	5	2	0	0	1	3
01c Infanticide	0	0	0	0	0	0	0	0	0	0
01d Dangerous driving leading to death	9	10	6	6	31	9	6	5	1	21
02 Sexual offences	688	659	630	391	2,368	582	476	540	416	2,014
02a Rape of a male or female	122	117	135	105	479	140	103	116	104	463
02b Defilement of a boy or girl less than 17 years old	45	48	42	22	157	49	46	26	27	148
02c Sexual offence involving mentally impaired person	4	4	4	4	16	1	6	3	3	13
02d Aggravated sexual assault	4	0	2	1	7	2	3	1	4	10
02e Sexual assault (not aggravated)	480	438	387	227	1,532	350	258	355	242	1,205
02f Other sexual offences	33	52	60	32	177	40	60	39	36	175
03 Attempts or threats to murder, assaults, harassments and related offences	4,269	4,608	4,643	4,184	17,704	4,379	4,368	4,307	4,008	17,062
03a Murder-attempt	1	1	2	2	6	2	2	1	2	7
03b Murder-threat	85	110	90	76	361	108	104	89	93	394
03c Assault causing harm, poisoning	900	944	997	872	3,713	935	895	910	844	3,584
03d Other assault	2,636	2,983	2,947	2,759	11,325	2,777	2,888	2,841	2,619	11,125
03e Harassment and related offences	647	570	607	475	2,299	557	479	466	450	1,952
04 Dangerous or negligent acts	3,079	3,257	3,035	2,722	12,093	2,620	2,428	2,515	2,383	9,946
04a Dangerous driving causing serious bodily harm	6	6	3	3	18	5	3	5	0	13
04b Driving/In charge of a vehicle while over legal alcohol limit	2,634	2,883	2,737	2,428	10,682	2,346	2,198	2,267	2,179	8,990
04c Driving/In charge of a vehicle under the influence of drugs	172	156	135	139	602	131	125	104	79	439
04f Endangerment with potential for serious harm/death	10	12	20	12	54	17	29	33	21	100
04g Abandoning a child, child neglect and cruelty	188	149	65	53	455	66	35	45	50	196
04h Unseaworthy/dangerous use of boat or ship	0	1	8	0	9	1	3	0	0	4
04i False alarm/interference with aircraft or air transport facilities	1	2	3	0	6	0	0	4	1	5
04j Endangering traffic offences	68	48	64	87	267	54	35	57	53	199
05 Kidnapping and related offences	33	44	28	29	134	28	21	33	27	109
05a False imprisonment	22	26	15	21	84	18	15	22	21	76
05b Abduction of person under 16 years of age	5	4	5	6	20	3	3	5	3	14
05c Human trafficking offences	6	14	8	2	30	7	3	6	3	19

Table 2.2a Recorded crime incidents, Group 06 to Group 12, Q1 2010 to Q4 2011

ICCSq offence group	2010					2011				
	Q1	Q2	Q3	Q4	Total	Q1	Q2	Q3	Q4	Total
06 Robbery, extortion and hijacking offences	833	765	718	880	3,196	808	652	709	763	2,932
06a Robbery of an establishment or institution	328	238	189	330	1,085	300	225	245	303	1,073
06b Robbery of cash or goods in transit	5	6	5	5	21	9	9	10	11	39
06c Robbery from the person	466	483	492	504	1,945	457	392	433	414	1,696
06d Blackmail or extortion	5	6	5	7	23	8	2	3	11	24
06e Carjacking, hijacking/unlawful seizure of aircraft/vessel	29	32	27	34	122	34	24	18	24	100
07 Burglary and related offences	6,158	6,250	6,049	6,963	25,420	6,744	6,252	6,648	8,051	27,695
07a Aggravated burglary	88	72	79	94	333	97	81	76	82	336
07b Burglary (not aggravated)	5,984	6,035	5,831	6,728	24,578	6,505	6,018	6,409	7,792	26,724
07c Possession of an article (with intent to burgle, steal, demand)	86	143	139	141	509	142	153	163	177	635
08 Theft and related offences	18,350	20,049	20,028	18,401	76,828	19,568	19,087	19,729	18,591	76,975
08a Theft/Taking of vehicle and related offences	2,897	2,885	2,793	2,835	11,410	3,039	2,595	2,483	2,276	10,393
08b Theft from person	749	750	690	682	2,871	857	761	1,006	1,060	3,684
08c Theft from shop	5,006	5,557	5,280	5,050	20,893	4,686	4,916	5,261	5,126	19,989
08d Other thefts, handling stolen property	9,698	10,857	11,265	9,834	41,654	10,986	10,815	10,979	10,129	42,909
09 Fraud, deception and related offences	1,324	1,256	1,245	1,163	4,988	1,565	1,210	1,327	1,268	5,370
09a Fraud, deception and related offences	1,324	1,256	1,245	1,163	4,988	1,565	1,210	1,327	1,268	5,370
10 Controlled drug offences	4,735	5,483	5,606	4,181	20,005	4,223	4,508	4,963	4,001	17,695
10a Importation of drugs	9	5	9	6	29	11	12	9	9	41
10b Cultivation or manufacture of drugs	65	129	194	150	538	102	154	188	136	580
10c Possession of drugs for sale or supply	1,047	1,028	1,158	926	4,159	1,009	933	1,008	924	3,874
10d Possession of drugs for personal use	3,444	4,103	4,041	2,935	14,523	2,983	3,264	3,609	2,818	12,674
10e Other drug offences	170	218	204	164	756	118	145	149	114	526
11 Weapons and explosives offences	877	1,026	947	1,249	4,099	885	792	861	946	3,484
11a Explosives, chemical weapons offences	9	13	7	12	41	20	25	14	19	78
11b Discharging a firearm	49	47	37	44	177	53	37	39	34	163
11c Possession of a firearm	104	90	92	129	415	90	74	65	65	294
11d Offensive weapons offences (nec)	698	869	763	710	3,040	711	648	699	571	2,629
11e Fireworks offences	17	7	48	354	426	11	8	44	257	320
12 Damage to property and to the environment	9,634	10,088	9,787	9,860	39,369	9,507	8,829	8,514	8,724	35,574
12a Arson	546	693	640	709	2,588	568	583	585	589	2,325
12b Criminal damage (not arson)	9,028	9,319	9,102	9,114	36,563	8,870	8,188	7,878	8,100	33,036
12c Litter offences	60	76	45	37	218	69	58	51	35	213

Table 2.3a Recorded crime incidents, Group 13 and Group 15, Q1 2010 to Q4 2011

ICCSq offence group	2010					2011				
	Q1	Q2	Q3	Q4	Total	Q1	Q2	Q3	Q4	Total
13 Public order and other social code offences	12,482	14,389	14,651	13,421	54,943	12,839	12,074	12,652	11,495	49,060
13a Disorderly conduct	10,701	12,267	12,693	11,687	47,348	11,089	10,335	10,898	9,815	42,137
13b Trespass offences	800	1,138	1,028	820	3,786	920	971	954	735	3,580
13c Liquor licensing offences	783	750	668	625	2,826	618	586	592	545	2,341
13d Prostitution offences	24	52	57	72	205	79	44	46	59	228
13e Regulated betting/money collection/trading offences	115	86	110	118	429	68	63	83	85	299
13f Other social code offences (nec)	59	96	95	99	349	65	75	79	256	475
15 Offences against Government, justice procedures and organisation of crime	2,980	3,034	2,700	2,688	11,402	2,826	2,556	2,380	2,413	10,175
15a Offences against government and its agents (nec)	98	117	88	62	365	123	119	118	86	446
15b Organisation of crime and conspiracy to commit crime	5	3	4	6	18	4	4	1	13	22
15c Perverting the course of justice	27	12	26	30	95	26	18	21	21	86
15d Offences while in custody, breach of court orders	2,850	2,902	2,582	2,590	10,924	2,673	2,415	2,240	2,293	9,621

Table 2.1b Recorded crime incidents, Group 01 to Group 05, Q1 2012 to Q2 2013

ICCSq offence group	2012					2013	
	Q1	Q2	Q3	Q4	Total	Q1	Q2
01 Homicide offences	26	17	22	14	79	15	17
01a Murder	19	10	15	9	53	10	11
01b Manslaughter	3	1	1	2	7	0	0
01c Infanticide	0	0	0	0	0	0	0
01d Dangerous driving leading to death	4	6	6	3	19	5	6
02 Sexual offences	615	519	469	446	2,049	513	496
02a Rape of a male or female	140	126	111	116	493	104	98
02b Defilement of a boy or girl less than 17 years old	47	28	26	30	131	26	21
02c Sexual offence involving mentally impaired person	11	11	1	1	24	4	1
02d Aggravated sexual assault	2	3	2	0	7	1	0
02e Sexual assault (not aggravated)	376	315	290	275	1,256	343	345
02f Other sexual offences	39	36	39	24	138	35	31
03 Attempts or threats to murder, assaults, harassments and related offences	4,036	3,887	3,931	3,731	15,585	3,432	3,488
03a Murder-attempt	5	1	1	0	7	4	2
03b Murder-threat	89	53	63	60	265	79	84
03c Assault causing harm, poisoning	839	786	852	747	3,224	740	725
03d Other assault	2,591	2,549	2,598	2,533	10,271	2,258	2,332
03e Harassment and related offences	512	498	417	391	1,818	351	345
04 Dangerous or negligent acts	2,373	2,347	2,168	2,152	9,040	1,848	1,949
04a Dangerous driving causing serious bodily harm	2	2	1	0	5	5	0
04b Driving/In charge of a vehicle while over legal alcohol limit	2,145	2,148	1,986	1,979	8,258	1,675	1,785
04c Driving/In charge of a vehicle under the influence of drugs	84	78	62	63	287	56	64
04f Endangerment with potential for serious harm/death	19	17	13	18	67	16	11
04g Abandoning a child, child neglect and cruelty	74	50	58	40	222	60	49
04h Unseaworthy/dangerous use of boat or ship	0	1	2	1	4	0	1
04i False alarm/interference with aircraft or air transport facilities	2	3	3	0	8	2	1
04j Endangering traffic offences	47	48	43	51	189	34	38
05 Kidnapping and related offences	22	30	22	27	101	31	18
05a False imprisonment	11	20	16	20	67	25	13
05b Abduction of person under 16 years of age	6	5	4	3	18	3	3
05c Human trafficking offences	5	5	2	4	16	3	2

Table 2.2b Recorded crime incidents, Group 06 to Group 12, Q1 2012 to Q2 2013

ICCSq offence group	2012					2013	
	Q1	Q2	Q3	Q4	Total	Q1	Q2
06 Robbery, extortion and hijacking offences	791	648	661	718	2,818	771	622
06a Robbery of an establishment or institution	339	230	210	236	1,015	295	219
06b Robbery of cash or goods in transit	17	16	5	11	49	5	11
06c Robbery from the person	403	371	417	425	1,616	446	375
06d Blackmail or extortion	6	11	6	17	40	6	4
06e Carjacking, hijacking/unlawful seizure of aircraft/vessel	26	20	23	29	98	19	13
07 Burglary and related offences	8,020	6,051	6,699	7,216	27,986	6,515	5,781
07a Aggravated burglary	75	52	81	77	285	66	70
07b Burglary (not aggravated)	7,775	5,787	6,461	6,926	26,949	6,283	5,534
07c Possession of an article (with intent to burgle, steal, demand)	170	212	157	213	752	166	177
08 Theft and related offences	18,898	19,176	19,219	19,132	76,425	18,724	19,947
08a Theft/Taking of vehicle and related offences	2,256	2,037	2,131	1,996	8,420	2,041	1,846
08b Theft from person	1,062	1,167	1,331	1,476	5,036	1,436	1,486
08c Theft from shop	4,641	4,950	4,864	5,140	19,595	4,821	5,351
08d Other thefts, handling stolen property	10,939	11,022	10,893	10,520	43,374	10,426	11,264
09 Fraud, deception and related offences	1,695	1,304	1,320	1,259	5,578	1,178	1,257
09a Fraud, deception and related offences	1,695	1,304	1,320	1,259	5,578	1,178	1,257
10 Controlled drug offences	4,289	4,365	4,069	3,741	16,464	3,332	4,255
10a Importation of drugs	8	12	6	4	30	15	7
10b Cultivation or manufacture of drugs	108	138	148	123	517	73	118
10c Possession of drugs for sale or supply	1,003	890	794	823	3,510	796	882
10d Possession of drugs for personal use	3,023	3,170	2,969	2,664	11,826	2,344	3,088
10e Other drug offences	147	155	152	127	581	104	160
11 Weapons and explosives offences	756	739	689	843	3,027	618	692
11a Explosives, chemical weapons offences	17	27	18	26	88	19	14
11b Discharging a firearm	38	38	30	38	144	38	33
11c Possession of a firearm	67	54	64	62	247	55	55
11d Offensive weapons offences (nec)	626	612	537	526	2,301	498	589
11e Fireworks offences	8	8	40	191	247	8	1
12 Damage to property and to the environment	8,699	7,924	7,911	7,975	32,509	7,411	7,366
12a Arson	513	564	546	535	2,158	409	485
12b Criminal damage (not arson)	8,109	7,283	7,290	7,395	30,077	6,960	6,838
12c Litter offences	77	77	75	45	274	42	43

Table 2.3b Recorded crime incidents, Group 13 and Group 15, Q1 2012 to Q2 2013

ICCSq offence group	2012					2013	
	Q1	Q2	Q3	Q4	Total	Q1	Q2
13 Public order and other social code offences	11,035	11,036	11,441	10,356	43,868	8,562	9,101
13a Disorderly conduct	9,415	9,330	9,789	8,829	37,363	7,293	7,768
13b Trespass offences	843	927	879	691	3,340	674	728
13c Liquor licensing offences	499	488	498	437	1,922	338	322
13d Prostitution offences	41	46	31	30	148	26	29
13e Regulated betting/money collection/trading offences	57	79	77	79	292	47	96
13f Other social code offences (nec)	180	166	167	290	803	184	158
15 Offences against Government, justice procedures and organisation of crime	2,677	2,405	2,176	2,103	9,361	2,027	2,063
15a Offences against government and its agents (nec)	73	56	59	95	283	59	50
15b Organisation of crime and conspiracy to commit crime	0	4	2	0	6	1	2
15c Perverting the course of justice	36	16	31	15	98	19	10
15d Offences while in custody, breach of court orders	2,568	2,329	2,084	1,993	8,974	1,948	2,001

Table 3 Recorded crime incidents classified by offence group, Garda region and annualised total¹ Q2, 2012 and 2013

ICCSq offence group	Garda region						
	Northern	Western	Southern	Eastern	South Eastern	Dublin Metropolitan	State
Annualised total to Q2 2013							
01 Homicide offences	12	8	10	9	10	19	68
02 Sexual offences	243	202	340	293	275	571	1,924
03 Attempts or threats to murder, assaults, harassments and related offences	1,992	1,612	2,855	2,254	1,818	4,051	14,582
04 Dangerous or negligent acts	1,107	1,004	1,607	1,184	1,100	2,115	8,117
05 Kidnapping and related offences	11	6	13	15	14	39	98
06 Robbery, extortion and hijacking offences	128	74	263	246	163	1,898	2,772
07 Burglary and related offences	2,260	2,196	2,903	5,025	3,832	9,995	26,211
08 Theft and related Offences	5,010	5,463	10,531	10,251	7,235	38,532	77,022
09 Fraud, deception and related offences	482	501	618	709	406	2,298	5,014
10 Controlled drug offences	1,034	1,112	2,750	2,079	1,645	6,777	15,397
11 Weapons and explosives offences	212	181	517	340	318	1,274	2,842
12 Damage to property and to the environment	3,034	2,513	5,034	4,338	3,368	12,376	30,663
13 Public order and other social code offences	4,264	4,567	9,443	4,296	5,029	11,861	39,460
15 Offences against Government, justice procedures and organisation of crime	490	572	1,434	817	611	4,445	8,369
Annualised total to Q2 2012							
01 Homicide offences	7	7	18	4	14	17	67
02 Sexual offences	269	217	434	300	252	618	2,090
03 Attempts or threats to murder, assaults, harassments and related offences	2,158	1,918	3,073	2,448	1,992	4,649	16,238
04 Dangerous or negligent acts	1,157	1,107	1,952	1,473	1,342	2,587	9,618
05 Kidnapping and related offences	14	10	14	14	13	47	112
06 Robbery, extortion and hijacking offences	145	73	221	292	166	2,014	2,911
07 Burglary and related offences	2,556	2,175	3,470	5,895	3,529	11,145	28,770
08 Theft and related Offences	5,038	5,518	10,927	10,734	7,139	37,038	76,394
09 Fraud, deception and related offences	524	526	715	720	490	2,619	5,594
10 Controlled drug offences	1,226	1,140	3,165	2,518	2,088	7,481	17,618
11 Weapons and explosives offences	231	225	563	421	327	1,535	3,302
12 Damage to property and to the environment	3,172	2,786	5,903	5,088	3,535	13,377	33,861
13 Public order and other social code offences	5,066	5,400	10,849	5,059	5,801	14,043	46,218
15 Offences against Government, justice procedures and organisation of crime	559	698	1,159	1,007	741	5,711	9,875
Annualised total change to Q2 2013							
01 Homicide offences	+ 5	+ 1	- 8	+ 5	- 4	+ 2	+ 1
02 Sexual offences	- 26	- 15	- 94	- 7	+ 23	- 47	- 166
03 Attempts or threats to murder, assaults, harassments and related offences	- 166	- 306	- 218	- 194	- 174	- 598	- 1,656
04 Dangerous or negligent acts	- 50	- 103	- 345	- 289	- 242	- 472	- 1,501
05 Kidnapping and related offences	- 3	- 4	- 1	+ 1	+ 1	- 8	- 14
06 Robbery, extortion and hijacking offences	- 17	+ 1	+ 42	- 46	- 3	- 116	- 139
07 Burglary and related offences	- 296	+ 21	- 567	- 870	+ 303	- 1,150	- 2,559
08 Theft and related Offences	- 28	- 55	- 396	- 483	+ 96	+ 1,494	+ 628
09 Fraud, deception and related offences	- 42	- 25	- 97	- 11	- 84	- 321	- 580
10 Controlled drug offences	- 192	- 28	- 415	- 439	- 443	- 704	- 2,221
11 Weapons and explosives offences	- 19	- 44	- 46	- 81	- 9	- 261	- 460
12 Damage to property and to the environment	- 138	- 273	- 869	- 750	- 167	- 1,001	- 3,198
13 Public order and other social code offences	- 802	- 833	- 1,406	- 763	- 772	- 2,182	- 6,758
15 Offences against Government, justice procedures and organisation of crime	- 69	- 126	+ 275	- 190	- 130	- 1,266	- 1,506

¹ The annualised figure for a given quarter is the total number of crimes recorded in the 12 months prior to end of that quarter.

Background Notes

Introduction The Crime Incidents, Quarter 2, 2013 release provides provisional figures for the number of offences recorded by An Garda Síochána, based on the Irish Crime Classification System (ICCS) but excluding elements of Group 4 (*Dangerous or Negligent Acts*), and all of Groups 14 (*Road and Traffic Offences (Not Elsewhere Classified or nec)*) and 16 (*Offences Not Elsewhere Classified*). Figures are provided from Quarter 1, 2010 to Quarter 2, 2013. The information supplied in this report refers only to crime incidents known to An Garda Síochána and recorded as such in the Garda PULSE (Police Using Leading Systems Effectively) system. Because of timing issues with respect to the extraction of data, figures may be revised subsequent to this publication.

Crime recording Incidents reported or which become known to members of An Garda Síochána are recorded when, on the balance of probability, a Garda determines that a criminal offence defined by law has taken place, and there is no credible evidence to the contrary. If it is subsequently determined that a criminal offence did not take place, the criminal offence recorded is invalidated and is not counted in the statistics. If a person makes a report and subsequently withdraws it by stating that the criminal act did not take place, then this too is invalidated unless there is evidence to suggest that, by reasonable probability, the offence has taken place. For criminal offences where victim confirmation is required (e.g. assault, fraud), a criminal offence is recorded only where the victim confirms the offence or where there is evidence to suggest that by reasonable probability it occurred. Another important feature of a recorded offence is that it is based on the date reported to, or that it became known to, the Gardaí. This has major implications for some offence types. Notable amongst these are sexual offences, as it has often been the case that such incidents have been reported to An Garda Síochána many years (sometimes decades) after the event(s). Thus a sexual assault, which occurred in 1960, would be included in the statistics for 2008 if it was first reported in that year.

Crime classification A criminal offence is classified as a particular offence type at the initial recording of that offence. However, upon investigation, it may later become apparent that an alternative offence type should be used. In this event, the record is amended to reflect this. Re-classification on the basis of court proceedings only occurs in relation to homicide offences. A murder offence is reclassified as manslaughter when a charge of manslaughter commences or when a murder charge results in a conviction for manslaughter. It is also possible, though more rare, that an incident originally classified as manslaughter may be re-classified as murder. Also, a re-classification to a homicide offence occurs when, for example, a serious assault has been recorded and, some time later, the victim dies as a consequence of the assault.

General counting rules Crime counting rules are applied to all criminal offences for the purposes of the statistics. The following are the main rules relevant to the quarterly figures:

Primary Offence Rule: Where two or more criminal offences are disclosed in a single episode, it is the primary criminal offence that is counted. The primary offence is that offence which the greater penalty may apply. Where offences have similar penalties, offences against the person take precedence over offences against property for the purpose of determining the primary offence.

One Offence Counts Per Victim: One offence counts per victim involved with the exceptions of cheque/credit card fraud and burglary. Under certain circumstances, the cheque/credit card exception necessitates that a series of these offences counts as one crime where the originating bank ultimately suffers the loss. The burglary exception dictates that one burglary offence is counted where property belonging to two or more victims is stolen (or damaged) during a single burglary.

Continuous Series Involving the Same Victim and Same Offender: A continuous series of offences against the same victim involving the same offender counts as one offence.

ICCSq Offence Groups

01 Homicide offences	01a	Murder	Murder
	01b	Manslaughter	Manslaughter
	01c	Infanticide	Infanticide
	01d	Dangerous driving leading to death	Manslaughter (traffic fatality) Dangerous driving causing death
02 Sexual offences	02a	Rape of a male or female	Rape of a male or female Rape Section 4
	02b	Defilement of a boy or girl less than 17 years old	Unlawful carnal knowledge / Criminal law (Sexual Offences Act) 2006 Buggery
	02c	Sexual offence involving mentally impaired person	Sexual offence involving mentally impaired person
	02d	Aggravated sexual assault	Aggravated sexual assault
	02e	Sexual assault (not aggravated)	Sexual assault
	02f	Other sexual offences	Incest Child pornography offences Child pornography – obstruction of warrant Gross indecency
03 Attempts or threats to murder, assaults, harassments and related offences	03a	Murder-attempt	Murder-attempt
	03b	Murder-threat	Murder-threat
	03c	Assault causing harm, poisoning	Assault causing harm Poisoning
	03d	Other assault	Assault or obstruction of Garda/official, resisting arrest Minor assault
	03e	Harassment and related offences	Coercion Harassment, stalking, threats Demanding payment of debt causing alarm Housing Act Menacing phone calls Incitement to hatred offences
04 Dangerous or negligent acts	04a	Dangerous driving causing serious bodily harm	Dangerous driving causing serious bodily harm
	04b	Driving/In charge of a vehicle while over legal alcohol limit	Driving/In charge of a vehicle while over legal alcohol limit
	04c	Driving/In charge of a vehicle under the influence of drugs	Driving/In charge of a vehicle under the influence of drugs
	04f	Endangerment with potential for serious harm or death	Endangerment with potential for serious harm or death
	04g	Abandoning a child, child neglect and cruelty	Abandoning a child, child neglect and cruelty
	04h	Unseaworthy/dangerous use of boat or ship	Unseaworthy/dangerous use of boat or ship
	04i	False alarm/interference with aircraft or air transport facilities	False alarm/interference with aircraft or air transport facilities
	04j	Endangering traffic offences	Endangering traffic offences
05 Kidnapping and related offences	05a	False imprisonment	False imprisonment
	05b	Abduction of person under 16 years of age	Abduction of person under 16 years of age
	05c	Human trafficking offences	Human trafficking offences

06 Robbery, extortion and hijacking offences	06a	Robbery of an establishment or institution	Robbery of an establishment or institution
	06b	Robbery of cash or goods in transit	Robbery of cash or goods in transit
	06c	Robbery from the person	Robbery from the person
	06d	Blackmail or extortion	Blackmail or extortion
	06e	Carjacking, hijacking/unlawful seizure of aircraft/vessel	Carjacking, hijacking/unlawful seizure of aircraft/vessel
07 Burglary and related offences	07a	Aggravated burglary	Aggravated burglary
	07b	Burglary (not aggravated)	Burglary (not aggravated)
	07c	Possession of an article (with intent to burgle, steal, demand)	Possession of an article (with intent to burgle, steal, demand)
08 Theft and related Offences	08a	Theft/Taking of vehicle and related offences	Theft/Unauthorised taking of vehicle Interfering with vehicle (with intent to steal item or vehicle)
	08b	Theft from person	Theft from person
	08c	Theft from shop	Theft from shop
	08d	Other thefts, handling stolen property	Theft from vehicle Theft/ Unauthorised taking of a pedal cycle Theft of, or interference with, mail Handling or possession of stolen property Theft of other property
09 Fraud, deception and related offences	09a	Fraud, deception and related offences	Fraud, deception, false pretence offences Forging an instrument to defraud Possession of an article for use in fraud, deception or extortion Falsification of accounts Offences under the Companies Act Offences under the Investment Intermediaries Act Offences under the Stock Exchange Act Money laundering Embezzlement Fraud against the European Union Importation/Sale/Supply of tobacco Counterfeiting notes and coins Counterfeiting of goods Bad debts criminal (Debtors Ireland) Corruption (involving public office holder)
10 Controlled drug offences	10a	Importation of drugs	Importation of drugs
	10b	Cultivation or manufacture of drugs	Cultivation or manufacture of drugs
	10c	Possession of drugs for sale or supply	Possession of drugs for sale or supply
	10d	Possession of drugs for personal use	Possession of drugs for personal use
	10e	Other drug offences	Forged or altered prescription offences obstruction under the Drugs Act
11 Weapons and explosives offences	11a	Explosives, chemical weapons offences	Causing an explosion Making of explosives Possession of explosives Chemical weapons offences
	11b	Discharging a firearm	Discharging a firearm
	11c	Possession of a firearm	Possession of a firearm
	11d	Offensive weapons offences (nec)	Possession of offensive weapons (not firearms)
	11e	Fireworks offences	Fireworks offences (for sale, igniting etc.)

12 Damage to property and to the environment	12a	Arson	Arson	
	12b	Criminal damage (not arson)	Criminal damage (not arson)	
	12c	Litter offences	Litter offences	
13 Public order and other social code offences	13a	Disorderly conduct	Affray/Riot/Violent disorder Public order offences Drunkenness offences Air rage-disruptive or drunken behaviour on aircraft	
		13b	Trespass offences	Forcible entry and occupation (not burglary) Trespass on lands or enclosed areas
		13c	Liquor licensing offences	Liquor licensing offences Registered clubs offences Special restaurant offences Provision of intoxicating liquor to under 18 year olds Purchase or consumption of alcohol by under 18 year olds Sale of intoxicating liquor to under 18 year olds
	13d	Prostitution offences	Brothel keeping Organisation of prostitution Prostitution, including soliciting etc.	
	13e	Regulated betting or money, collection or trading offences	Offences under the Betting Acts Collecting money without permit, unauthorised collection Offences under Gaming and Lotteries Acts Permit/License offences for casual/street trading	
	13f	Other social code offences (nec)	Allowing a child (under 16 years) to beg Bigamy Bestiality Indecency Begging	
15 Offences against Government, justice procedures and organisation of crime	15a	Offences against government and its agents (nec)	Treason Breaches of Offences Against the State Acts Breaches of Official Secrets Act Impersonating member of An Garda Síochána Electoral offences including personation Public mischief-annoying phone calls, wasting police time Criminal Assets Bureau offences Non compliance with Garda direction	
		15b	Organisation of crime and conspiracy to commit crime	Criminal organisation offences (organised crime) Conspiracy to commit a crime
	15c	Perverting the course of justice	Perjury Interfering with a jury (embracery) Assisting offenders Public mischief, pervert course of justice, conceal offence	

**15 Offences against
Government,
justice procedures
and organisation
of crime
(contd)**

15d Offences while in custody,
breach of court orders

Escape or help to escape from custody
Prison offences
Breach of Domestic Violence Order
(protection, safety, barring)
Breach of order under Family Law Act
Breach of bail
Failure to comply under Sex Offenders
Act
Other failure to comply with court order,
jury summons, warrant etc.