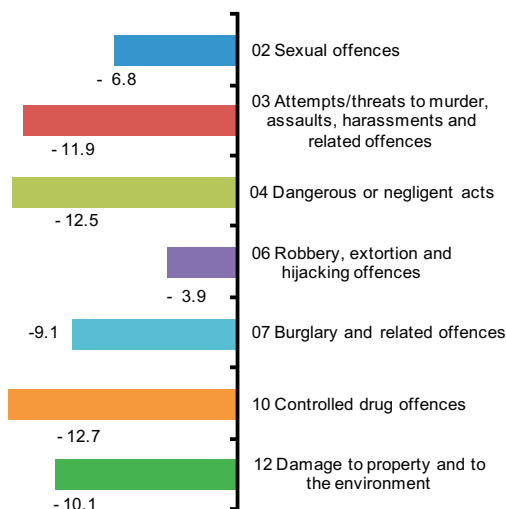




**Figure 1: Percentage change between annualised total to Q1, 2012 and 2013 for selected offence groups**



## Recorded Crime

Quarter 1 2013

### Recorded crime incidents classified by offence group, annualised total<sup>1</sup>, Q1 2012 and 2013

ICCSq offence group	Annualised total to Q1			
	2012	2013	Change	% Change
01 Homicide offences	68	65	- 3	- 4.4
02 Sexual offences	2,047	1,907	- 140	- 6.8
03 Attempts or threats to murder, assaults, harassments and related offences	16,705	14,721	-1,984	- 11.9
04 Dangerous or negligent acts	9,699	8,483	-1,216	- 12.5
05 Kidnapping and related offences	103	109	+ 6	+ 5.8
06 Robbery, extortion and hijacking offences	2,915	2,802	- 113	- 3.9
07 Burglary and related offences	28,933	26,295	-2,638	- 9.1
08 Theft and related Offences	76,292	76,276	- 16	- 0.0
09 Fraud, deception and related offences	5,501	5,042	- 459	- 8.3
10 Controlled drug offences	17,764	15,504	-2,260	- 12.7
11 Weapons and explosives offences	3,355	2,876	- 479	- 14.3
12 Damage to property and to the environment	34,788	31,286	-3,502	- 10.1
13 Public order and other social code offences	47,264	41,356	-5,908	- 12.5
15 Offences against Government, justice procedures and organisation of crime	10,005	8,394	-1,611	- 16.1

<sup>1</sup> The annualised figure for a given quarter is the total number of crimes recorded in the 12 months prior to end of that quarter.

Published by the Central Statistics Office, Ireland.

Ardee Road  
Dublin 6  
Ireland

Shehard Road  
Cork  
Ireland

LoCall: 1890 313 414 (ROI)  
0870 876 0256 (UK/NI)

Tel: +353 1 498 4000  
Fax: +353 1 498 4229

Tel: +353 21 453 5000  
Fax: +353 21 453 5294

Both offices may be contacted through any of these telephone numbers.

CSO on the Web: [www.cso.ie](http://www.cso.ie)  
and go to

People and Society: Crime and Justice

Director General: Pádraig Dalton

Enquiries:

Crime Statistics  
General queries

Crime Statistics Section,  
ext 5264,  
E-mail [crime@cso.ie](mailto:crime@cso.ie)  
Information Section, ext 5021  
[information@cso.ie](mailto:information@cso.ie)

### Burglaries down 9%, falls observed in most groups

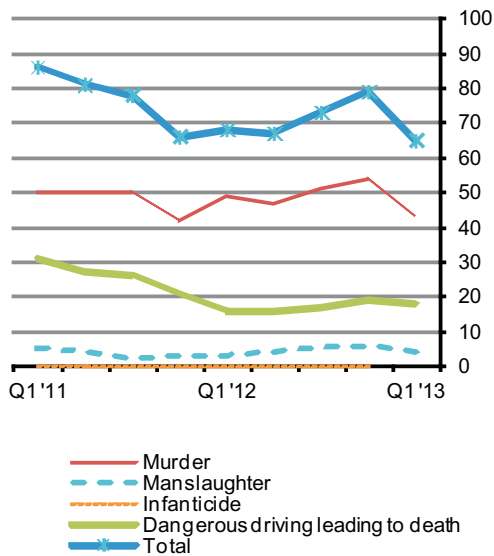
Group 07 *Burglary and related offences* fell by 9.1%, compared to the period ending in Q1, 2012 and Group 02 *Sexual offences* fell by 6.8%. Falls were also seen in Group 01 *Homicide offences* (-4.4%) and Group 09 *Fraud, deception and related offences* (-8.3%).

Group 05 *Kidnapping and related offences*, rose by 5.8%. All other groups showed a decrease in recorded offences in the twelve-month period to Q1 2013. Of particular note are Group 03 *Attempts or threats to murder, assaults, harassments and related offences* (-11.9%), Group 04 *Dangerous or negligent acts* (-12.5%), Group 11 *Weapons and explosives offences* (-14.3%) and Group 13 *Public order and other social code offences* (-12.5%). See table 1.1 and figure 1.

A divisional breakdown of recorded crime statistics is available at <http://cso.ie/shorturl.aspx/158>. These statistics are based on the most up to date Garda divisional boundaries. However, these boundaries may not always correspond to counties of the same name.

Given the heterogenous nature of crime, totals combining ICCS offence groups are not published.

**Figure 2: Annualised total homicide offences, Q1 2011 to Q1 2013**



**Group 01 Homicides Offences**

For the 12 month period ending in Q1 2013, there were 47 recorded *Murder* and *Manslaughter* offences, a decrease of 5 on the same period in 2012. See figure 2.

**Group 02 Sexual Offences**

By Q1 2013, the number of offences recorded in this group fell (-6.8%) to 1,907, from 2,047 for the corresponding period ending in 2012. Decreases were observed for all sub-groups, in particular for recorded *Sexual assault (not aggravated)* offences (-3.3% to 1,189) and *Other sexual offences* (-24.1%).

**Group 03 Attempts or Threats to Murder, Assaults, Harassments and Related Offences**

*Assault causing harm, poisoning* offences fell by 11.3% to 3,094 recorded offences in the 12-month period ending in March 2013, while the annualised total for recorded *Harassment and related offences* fell by 16.4%, from 1,900 to 1,588 in 2012. *Other Assault* offences fell by 10.5% to 9,784.

**Group 04 Dangerous or Negligent Acts**

For the period ending March 2013, recorded *Dangerous or negligent acts* offences decreased by 12.5% to 8,483 when compared with the corresponding period ending in 2012. Most recorded offences in this group related to *Driving/In charge of a vehicle while over legal alcohol limit*, which decreased from 8,789 to 7,786, a decrease of 11.4%.

**Group 05 Kidnapping and Related Offences**

The 12 month annualised total for *Kidnapping and related offences* rose by 5.8% to 109 by March 2013. This was mainly due to an increase in *False imprisonment* offences from 69 to 80.

**Group 06 Robbery, Extortion and Hijacking Offences**

Group 06 *Robbery, extortion and hijacking offences* fell by 3.9% in the 12 month period ending in Q1, 2013. However, *Robbery from the person* offences rose by 1.4% to 1,665. Falls were also seen in the number of *Robbery of an establishment or institution* (-12.6%), and *Robbery of cash or goods in transit* offences which fell from 47 to 37 in the same period.

**Group 07 Burglary and Related Offences**

There were 26,295 recorded *Burglary and related* offences in the 12 month period ending in March 2013, representing a decrease of 2,638 (-9.1%). Comparing the same periods, *Aggravated burglary offences* fell by 12.5% while recorded *Burglary (not aggravated)* offences decreased by 9.6% to 25,274. *Possession of an article (with intent to burgle, steal, demand)* offences increased by 12.7% to 747 in the same period. See figures 3&4.

**Group 08 Theft and Related Offences**

Recorded *Group 08 Theft and related offences* remained stable, when comparing the 12 month periods ending in March, with a decrease of 16 offences (0.0%) to 76,276. When considering the subgroups, recorded *Theft from person* offences increased by 39.2% to 5,412, but this was more than offset by falls in the other subgroups.

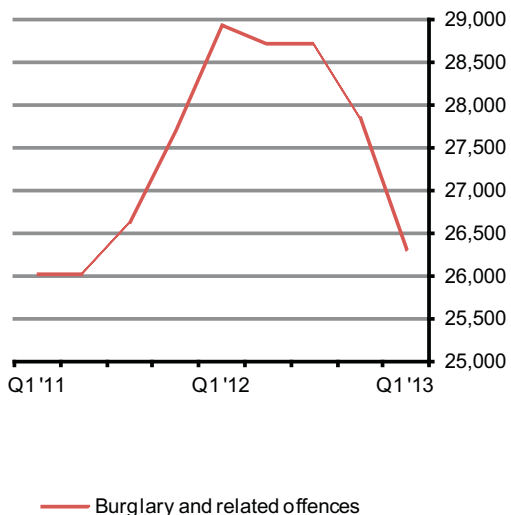
**Group 09 Fraud, Deception and Related Offences**

There were 5,042 recorded *Fraud, deception and related offences* in the 12 month period ending in March 2013. This was a decrease of 459 (-8.3%) on the corresponding period ending in March 2012.

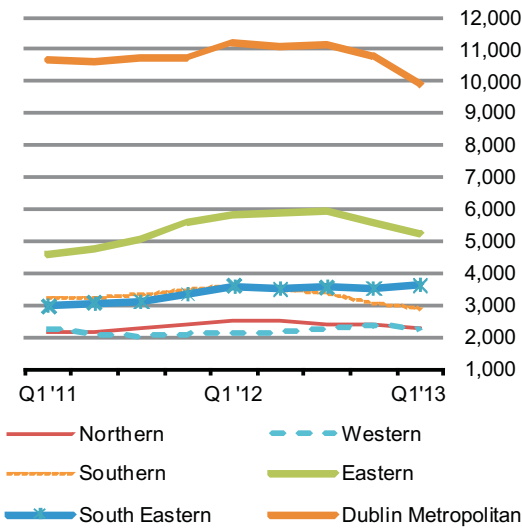
**Group 10 Controlled Drug Offences**

In the 12-month period ending in March 2013, there were 15,504 recorded *Controlled drug offences*, a decrease of 12.7% on the corresponding period ending

**Figure 3: Annualised total burglary and related offences, Q1 2011 to Q1 2013**



**Figure 4: Annualised total Burglary and related offences by Garda region, Q1 2011 to Q1 2013**



in March 2012. The great majority of these recorded offences were for *Possession of drugs for personal use*, which showed a decrease of 12.3% to 11,146.

#### Group 11 Weapons and Explosives Offences

There were 2,876 Group 11 *Weapons and explosives offences* in 2013, a decrease of over 14% on the Q1 2012 annualised total. Over this period, *Possession of a firearm* offences fell from 271 to 233, a decrease of 14.0%. *Offensive weapons offences (nec)* fell from 2,544 to 2,167 over the same period, a decrease of almost 15%.

#### Group 12 Damage to Property and to the Environment

Recorded *Arson* offences decreased to 2,050 (-9.6%) in the 12 month period ending in March 2013. The vast majority of offences recorded in this group were for *Criminal damage (not arson)*. These offences decreased by over 10% to 29,002.

#### Group 13 Public Order and other Social Code Offences

Recorded *Public order and other social code offences* fell by over 12% to 41,356 in the 12 month period ending in March 2013. The most frequently occurring offences in this group were under *Disorderly conduct*, which fell from 40,460 to 35,206 in this period. This is equivalent to approximately 96 *Disorderly conduct* offences a day for the period ending in Q1 2013.

#### Group 15 Offences against Government, Justice Procedures and Organisation of Crime

There were 8,394 *Offences against Government, justice procedures and organisation of crime* recorded in the period ending in March 2013, a decrease of 16.1% when compared with the corresponding period ending in March 2012.

**Table 1 Recorded crime incidents classified by offence group and annualised total<sup>1</sup>, Q1 2012 and 2013**

ICCSq offence group	Annualised total to Q1			
	2012	2013	Change	% Change
<b>01 Homicide offences</b>	<b>68</b>	<b>65</b>	<b>- 3</b>	<b>- 4.4</b>
01a Murder	49	43	- 6	- 12.2
01b Manslaughter	3	4	+ 1	+ 33.3
01c Infanticide	0	0	0	-
01d Dangerous driving leading to death	16	18	+ 2	+ 12.5
<b>02 Sexual offences</b>	<b>2,047</b>	<b>1,907</b>	<b>- 140</b>	<b>- 6.8</b>
02a Rape of a male or female	463	462	- 1	- 0.2
02b Defilement of a boy or girl less than 17 years old	147	103	- 44	- 29.9
02c Sexual offence involving mentally impaired person	23	15	- 8	- 34.8
02d Aggravated sexual assault	10	6	- 4	- 40.0
02e Sexual assault (not aggravated)	1,230	1,189	- 41	- 3.3
02f Other sexual offences	174	132	- 42	- 24.1
<b>03 Attempts or threats to murder, assaults, harassments and related offences</b>	<b>16,705</b>	<b>14,721</b>	<b>-1,984</b>	<b>- 11.9</b>
03a Murder-attempt	10	6	- 4	- 40.0
03b Murder-threat	374	249	- 125	- 33.4
03c Assault causing harm, poisoning	3,487	3,094	- 393	- 11.3
03d Other assault	10,934	9,784	-1,150	- 10.5
03e Harassment and related offences	1,900	1,588	- 312	- 16.4
<b>04 Dangerous or negligent acts</b>	<b>9,699</b>	<b>8,483</b>	<b>-1,216</b>	<b>- 12.5</b>
04a Dangerous driving causing serious bodily harm	10	7	- 3	- 30.0
04b Driving/In charge of a vehicle while over legal alcohol limit	8,789	7,786	-1,003	- 11.4
04c Driving/In charge of a vehicle under the influence of drugs	392	247	- 145	- 37.0
04f Endangerment with potential for serious harm or death	101	63	- 38	- 37.6
04g Abandoning a child, child neglect and cruelty	204	198	- 6	- 2.9
04h Unseaworthy/dangerous use of boat or ship	3	4	+ 1	+ 33.3
04i False alarm/interference with aircraft or air transport facilities	7	8	+ 1	+ 14.3
04j Endangering traffic offences	193	170	- 23	- 11.9
<b>05 Kidnapping and related offences</b>	<b>103</b>	<b>109</b>	<b>+ 6</b>	<b>+ 5.8</b>
05a False imprisonment	69	80	+ 11	+ 15.9
05b Abduction of person under 16 years of age	17	15	- 2	- 11.8
05c Human trafficking offences	17	14	- 3	- 17.6
<b>06 Robbery, extortion and hijacking offences</b>	<b>2,915</b>	<b>2,802</b>	<b>- 113</b>	<b>- 3.9</b>
06a Robbery of an establishment or institution	1,112	972	- 140	- 12.6
06b Robbery of cash or goods in transit	47	37	- 10	- 21.3
06c Robbery from the person	1,642	1,665	+ 23	+ 1.4
06d Blackmail or extortion	22	38	+ 16	+ 72.7
06e Carjacking, hijacking/unlawful seizure of aircraft/vessel	92	90	- 2	- 2.2

**Table 1 (contd.) Recorded crime incidents classified by offence group and annualised total<sup>1</sup>, Q1 2012 and 2013**

ICCSq offence group	Annualised total to Q1			
	2012	2013	Change	% Change
<b>07 Burglary and related offences</b>	<b>28,933</b>	<b>26,295</b>	<b>-2,638</b>	<b>- 9.1</b>
07a Aggravated burglary	313	274	- 39	- 12.5
07b Burglary (not aggravated)	27,957	25,274	-2,683	- 9.6
07c Possession of an article (with intent to burgle, steal, demand)	663	747	+ 84	+ 12.7
<b>08 Theft and related Offences</b>	<b>76,292</b>	<b>76,276</b>	<b>- 16</b>	<b>- 0.0</b>
08a Theft/Taking of vehicle and related offences	9,603	8,237	-1,366	- 14.2
08b Theft from person	3,889	5,412	+1,523	+ 39.2
08c Theft from shop	19,946	19,778	- 168	- 0.8
08d Other thefts, handling stolen property	42,854	42,849	- 5	- 0.0
<b>09 Fraud, deception and related offences</b>	<b>5,501</b>	<b>5,042</b>	<b>- 459</b>	<b>- 8.3</b>
09a Fraud, deception and related offences	5,501	5,042	- 459	- 8.3
<b>10 Controlled drug offences</b>	<b>17,764</b>	<b>15,504</b>	<b>-2,260</b>	<b>- 12.7</b>
10a Importation of drugs	38	42	+ 4	+ 10.5
10b Cultivation or manufacture of drugs	586	484	- 102	- 17.4
10c Possession of drugs for sale or supply	3,869	3,299	- 570	- 14.7
10d Possession of drugs for personal use	12,716	11,146	-1,570	- 12.3
10e Other drug offences	555	533	- 22	- 4.0
<b>11 Weapons and explosives offences</b>	<b>3,355</b>	<b>2,876</b>	<b>- 479</b>	<b>- 14.3</b>
11a Explosives, chemical weapons offences	75	88	+ 13	+ 17.3
11b Discharging a firearm	148	144	- 4	- 2.7
11c Possession of a firearm	271	233	- 38	- 14.0
11d Offensive weapons offences (nec)	2,544	2,167	- 377	- 14.8
11e Fireworks offences	317	244	- 73	- 23.0
<b>12 Damage to property and to the environment</b>	<b>34,788</b>	<b>31,286</b>	<b>-3,502</b>	<b>- 10.1</b>
12a Arson	2,267	2,050	- 217	- 9.6
12b Criminal damage (not arson)	32,300	29,002	-3,298	- 10.2
12c Litter offences	221	234	+ 13	+ 5.9
<b>13 Public order and other social code offences</b>	<b>47,264</b>	<b>41,356</b>	<b>-5,908</b>	<b>- 12.5</b>
13a Disorderly conduct	40,460	35,206	-5,254	- 13.0
13b Trespass offences	3,506	3,159	- 347	- 9.9
13c Liquor licensing offences	2,226	1,769	- 457	- 20.5
13d Prostitution offences	190	134	- 56	- 29.5
13e Regulated betting or money, collection or trading offences	288	280	- 8	- 2.8
13f Other social code offences (nec)	594	808	+ 214	+ 36.0
<b>15 Offences against Government, justice procedures and organisation of crime</b>	<b>10,005</b>	<b>8,394</b>	<b>-1,611</b>	<b>- 16.1</b>
15a Offences against government and its agents (nec)	397	262	- 135	- 34.0
15b Organisation of crime and conspiracy to commit crime	18	7	- 11	- 61.1
15c Perverting the course of justice	95	77	- 18	- 18.9
15d Offences while in custody, breach of court orders	9,495	8,048	-1,447	- 15.2

**Table 2.1a Recorded crime incidents, Group 01 to Group 05, Q1 2010 to Q4 2011**

ICCSq offence group	2010					2011				
	Q1	Q2	Q3	Q4	Total	Q1	Q2	Q3	Q4	Total
<b>01 Homicide offences</b>	<b>27</b>	<b>23</b>	<b>19</b>	<b>20</b>	<b>89</b>	<b>24</b>	<b>18</b>	<b>16</b>	<b>8</b>	<b>66</b>
01a Murder	16	12	11	14	53	13	12	11	6	42
01b Manslaughter	2	1	2	0	5	2	0	0	1	3
01c Infanticide	0	0	0	0	0	0	0	0	0	0
01d Dangerous driving leading to death	9	10	6	6	31	9	6	5	1	21
<b>02 Sexual offences</b>	<b>688</b>	<b>659</b>	<b>630</b>	<b>391</b>	<b>2,368</b>	<b>582</b>	<b>476</b>	<b>540</b>	<b>416</b>	<b>2,014</b>
02a Rape of a male or female	122	117	135	105	479	140	103	116	104	463
02b Defilement of a boy or girl less than 17 years old	45	48	42	22	157	49	46	26	27	148
02c Sexual offence involving mentally impaired person	4	4	4	4	16	1	6	3	3	13
02d Aggravated sexual assault	4	0	2	1	7	2	3	1	4	10
02e Sexual assault (not aggravated)	480	438	387	227	1,532	350	258	355	242	1,205
02f Other sexual offences	33	52	60	32	177	40	60	39	36	175
<b>03 Attempts or threats to murder, assaults, harassments and related offences</b>	<b>4,269</b>	<b>4,608</b>	<b>4,643</b>	<b>4,184</b>	<b>17,704</b>	<b>4,379</b>	<b>4,368</b>	<b>4,307</b>	<b>4,008</b>	<b>17,062</b>
03a Murder-attempt	1	1	2	2	6	2	2	1	2	7
03b Murder-threat	85	110	90	76	361	108	104	89	93	394
03c Assault causing harm, poisoning	900	944	997	872	3,713	935	895	910	844	3,584
03d Other assault	2,636	2,983	2,947	2,759	11,325	2,777	2,888	2,841	2,619	11,125
03e Harassment and related offences	647	570	607	475	2,299	557	479	466	450	1,952
<b>04 Dangerous or negligent acts</b>	<b>3,079</b>	<b>3,257</b>	<b>3,035</b>	<b>2,722</b>	<b>12,093</b>	<b>2,620</b>	<b>2,428</b>	<b>2,515</b>	<b>2,383</b>	<b>9,946</b>
04a Dangerous driving causing serious bodily harm	6	6	3	3	18	5	3	5	0	13
04b Driving/In charge of a vehicle while over legal alcohol limit	2,634	2,883	2,737	2,428	10,682	2,346	2,198	2,267	2,179	8,990
04c Driving/In charge of a vehicle under the influence of drugs	172	156	135	139	602	131	125	104	79	439
04f Endangerment with potential for serious harm/death	10	12	20	12	54	17	29	33	21	100
04g Abandoning a child, child neglect and cruelty	188	149	65	53	455	66	35	45	50	196
04h Unseaworthy/dangerous use of boat or ship	0	1	8	0	9	1	3	0	0	4
04i False alarm/interference with aircraft or air transport facilities	1	2	3	0	6	0	0	4	1	5
04j Endangering traffic offences	68	48	64	87	267	54	35	57	53	199
<b>05 Kidnapping and related offences</b>	<b>33</b>	<b>44</b>	<b>28</b>	<b>29</b>	<b>134</b>	<b>28</b>	<b>21</b>	<b>33</b>	<b>27</b>	<b>109</b>
05a False imprisonment	22	26	15	21	84	18	15	22	21	76
05b Abduction of person under 16 years of age	5	4	5	6	20	3	3	5	3	14
05c Human trafficking offences	6	14	8	2	30	7	3	6	3	19

**Table 2.2a Recorded crime incidents, Group 06 to Group 12, Q1 2010 to Q4 2011**

ICCSq offence group	2010					2011				
	Q1	Q2	Q3	Q4	Total	Q1	Q2	Q3	Q4	Total
<b>06 Robbery, extortion and hijacking offences</b>	<b>833</b>	<b>765</b>	<b>718</b>	<b>880</b>	<b>3,196</b>	<b>808</b>	<b>652</b>	<b>709</b>	<b>763</b>	<b>2,932</b>
06a Robbery of an establishment or institution	328	238	189	330	1,085	300	225	245	303	1,073
06b Robbery of cash or goods in transit	5	6	5	5	21	9	9	10	11	39
06c Robbery from the person	466	483	492	504	1,945	457	392	433	414	1,696
06d Blackmail or extortion	5	6	5	7	23	8	2	3	11	24
06e Carjacking, hijacking/unlawful seizure of aircraft/vessel	29	32	27	34	122	34	24	18	24	100
<b>07 Burglary and related offences</b>	<b>6,158</b>	<b>6,250</b>	<b>6,049</b>	<b>6,963</b>	<b>25,420</b>	<b>6,744</b>	<b>6,252</b>	<b>6,648</b>	<b>8,051</b>	<b>27,695</b>
07a Aggravated burglary	88	72	79	94	333	97	81	76	82	336
07b Burglary (not aggravated)	5,984	6,035	5,831	6,728	24,578	6,505	6,018	6,409	7,792	26,724
07c Possession of an article (with intent to burgle, steal, demand)	86	143	139	141	509	142	153	163	177	635
<b>08 Theft and related offences</b>	<b>18,350</b>	<b>20,049</b>	<b>20,028</b>	<b>18,401</b>	<b>76,828</b>	<b>19,568</b>	<b>19,087</b>	<b>19,729</b>	<b>18,591</b>	<b>76,975</b>
08a Theft/Taking of vehicle and related offences	2,897	2,885	2,793	2,835	11,410	3,039	2,595	2,483	2,276	10,393
08b Theft from person	749	750	690	682	2,871	857	761	1,006	1,060	3,684
08c Theft from shop	5,006	5,557	5,280	5,050	20,893	4,686	4,916	5,261	5,126	19,989
08d Other thefts, handling stolen property	9,698	10,857	11,265	9,834	41,654	10,986	10,815	10,979	10,129	42,909
<b>09 Fraud, deception and related offences</b>	<b>1,324</b>	<b>1,256</b>	<b>1,245</b>	<b>1,163</b>	<b>4,988</b>	<b>1,565</b>	<b>1,210</b>	<b>1,327</b>	<b>1,268</b>	<b>5,370</b>
09a Fraud, deception and related offences	1,324	1,256	1,245	1,163	4,988	1,565	1,210	1,327	1,268	5,370
<b>10 Controlled drug offences</b>	<b>4,735</b>	<b>5,483</b>	<b>5,606</b>	<b>4,181</b>	<b>20,005</b>	<b>4,223</b>	<b>4,508</b>	<b>4,963</b>	<b>4,001</b>	<b>17,695</b>
10a Importation of drugs	9	5	9	6	29	11	12	9	9	41
10b Cultivation or manufacture of drugs	65	129	194	150	538	102	154	188	136	580
10c Possession of drugs for sale or supply	1,047	1,028	1,158	926	4,159	1,009	933	1,008	924	3,874
10d Possession of drugs for personal use	3,444	4,103	4,041	2,935	14,523	2,983	3,264	3,609	2,818	12,674
10e Other drug offences	170	218	204	164	756	118	145	149	114	526
<b>11 Weapons and explosives offences</b>	<b>877</b>	<b>1,026</b>	<b>947</b>	<b>1,249</b>	<b>4,099</b>	<b>885</b>	<b>792</b>	<b>861</b>	<b>946</b>	<b>3,484</b>
11a Explosives, chemical weapons offences	9	13	7	12	41	20	25	14	19	78
11b Discharging a firearm	49	47	37	44	177	53	37	39	34	163
11c Possession of a firearm	104	90	92	129	415	90	74	65	65	294
11d Offensive weapons offences (nec)	698	869	763	710	3,040	711	648	699	571	2,629
11e Fireworks offences	17	7	48	354	426	11	8	44	257	320
<b>12 Damage to property and to the environment</b>	<b>9,634</b>	<b>10,088</b>	<b>9,787</b>	<b>9,860</b>	<b>39,369</b>	<b>9,507</b>	<b>8,829</b>	<b>8,514</b>	<b>8,724</b>	<b>35,574</b>
12a Arson	546	693	640	709	2,588	568	583	585	589	2,325
12b Criminal damage (not arson)	9,028	9,319	9,102	9,114	36,563	8,870	8,188	7,878	8,100	33,036
12c Litter offences	60	76	45	37	218	69	58	51	35	213

**Table 2.3a Recorded crime incidents, Group 13 and Group 15, Q1 2010 to Q4 2011**

ICCSq offence group	2010					2011				
	Q1	Q2	Q3	Q4	Total	Q1	Q2	Q3	Q4	Total
<b>13 Public order and other social code offences</b>	<b>12,482</b>	<b>14,389</b>	<b>14,651</b>	<b>13,421</b>	<b>54,943</b>	<b>12,839</b>	<b>12,074</b>	<b>12,652</b>	<b>11,495</b>	<b>49,060</b>
13a Disorderly conduct	10,701	12,267	12,693	11,687	47,348	11,089	10,335	10,898	9,815	42,137
13b Trespass offences	800	1,138	1,028	820	3,786	920	971	954	735	3,580
13c Liquor licensing offences	783	750	668	625	2,826	618	586	592	545	2,341
13d Prostitution offences	24	52	57	72	205	79	44	46	59	228
13e Regulated betting/money collection/trading offences	115	86	110	118	429	68	63	83	85	299
13f Other social code offences (nec)	59	96	95	99	349	65	75	79	256	475
<b>15 Offences against Government, justice procedures and organisation of crime</b>	<b>2,980</b>	<b>3,034</b>	<b>2,700</b>	<b>2,688</b>	<b>11,402</b>	<b>2,826</b>	<b>2,556</b>	<b>2,381</b>	<b>2,414</b>	<b>10,177</b>
15a Offences against government and its agents (nec)	98	117	88	62	365	123	119	118	86	446
15b Organisation of crime and conspiracy to commit crime	5	3	4	6	18	4	4	1	13	22
15c Perverting the course of justice	27	12	26	30	95	26	18	21	21	86
15d Offences while in custody, breach of court orders	2,850	2,902	2,582	2,590	10,924	2,673	2,415	2,241	2,294	9,623



**Table 2.1b Recorded crime incidents, Group 01 to Group 05, Q1 2012 to Q1 2013**

ICCSq offence group	2012					2013
	Q1	Q2	Q3	Q4	Total	Q1
<b>01 Homicide offences</b>	<b>26</b>	<b>17</b>	<b>22</b>	<b>14</b>	<b>79</b>	<b>12</b>
01a Murder	20	10	15	9	54	9
01b Manslaughter	2	1	1	2	6	0
01c Infanticide	0	0	0	0	0	0
01d Dangerous driving leading to death	4	6	6	3	19	3
<b>02 Sexual offences</b>	<b>615</b>	<b>517</b>	<b>473</b>	<b>445</b>	<b>2,050</b>	<b>472</b>
02a Rape of a male or female	140	125	110	117	492	110
02b Defilement of a boy or girl less than 17 years old	48	27	26	29	130	21
02c Sexual offence involving mentally impaired person	11	11	1	1	24	2
02d Aggravated sexual assault	2	3	2	0	7	1
02e Sexual assault (not aggravated)	375	316	295	274	1,260	304
02f Other sexual offences	39	35	39	24	137	34
<b>03 Attempts or threats to murder, assaults, harassments and related offences</b>	<b>4,022</b>	<b>3,859</b>	<b>3,915</b>	<b>3,678</b>	<b>15,474</b>	<b>3,269</b>
03a Murder-attempt	5	1	1	0	7	4
03b Murder-threat	88	53	63	59	263	74
03c Assault causing harm, poisoning	838	784	846	743	3,211	721
03d Other assault	2,586	2,537	2,595	2,504	10,222	2,148
03e Harassment and related offences	505	484	410	372	1,771	322
<b>04 Dangerous or negligent acts</b>	<b>2,373</b>	<b>2,346</b>	<b>2,164</b>	<b>2,146</b>	<b>9,029</b>	<b>1,826</b>
04a Dangerous driving causing serious bodily harm	2	2	1	0	5	4
04b Driving/In charge of a vehicle while over legal alcohol limit	2,145	2,149	1,984	1,977	8,255	1,676
04c Driving/In charge of a vehicle under the influence of drugs	84	77	62	62	285	46
04f Endangerment with potential for serious harm/death	18	17	13	18	66	15
04g Abandoning a child, child neglect and cruelty	74	50	58	40	222	50
04h Unseaworthy/dangerous use of boat or ship	0	1	2	0	3	0
04i False alarm/interference with aircraft or air transport facilities	2	3	3	0	8	2
04j Endangering traffic offences	48	47	41	49	185	33
<b>05 Kidnapping and related offences</b>	<b>22</b>	<b>30</b>	<b>22</b>	<b>26</b>	<b>100</b>	<b>31</b>
05a False imprisonment	11	20	16	19	66	25
05b Abduction of person under 16 years of age	6	5	4	3	18	3
05c Human trafficking offences	5	5	2	4	16	3

**Table 2.2b Recorded crime incidents, Group 06 to Group 12, Q1 2012 to Q1 2013**

ICCSq offence group	2012					2013
	Q1	Q2	Q3	Q4	Total	Q1
<b>06 Robbery, extortion and hijacking offences</b>	<b>791</b>	<b>648</b>	<b>662</b>	<b>717</b>	<b>2,818</b>	<b>775</b>
06a Robbery of an establishment or institution	339	231	210	236	1,016	295
06b Robbery of cash or goods in transit	17	16	5	11	49	5
06c Robbery from the person	403	370	418	425	1,616	452
06d Blackmail or extortion	6	11	6	16	39	5
06e Carjacking, hijacking/unlawful seizure of aircraft/vessel	26	20	23	29	98	18
<b>07 Burglary and related offences</b>	<b>7,982</b>	<b>6,026</b>	<b>6,656</b>	<b>7,173</b>	<b>27,837</b>	<b>6,440</b>
07a Aggravated burglary	74	52	81	76	283	65
07b Burglary (not aggravated)	7,738	5,763	6,418	6,884	26,803	6,209
07c Possession of an article (with intent to burgle, steal, demand)	170	211	157	213	751	166
<b>08 Theft and related offences</b>	<b>18,885</b>	<b>19,167</b>	<b>19,229</b>	<b>19,139</b>	<b>76,420</b>	<b>18,741</b>
08a Theft/Taking of vehicle and related offences	2,249	2,029	2,126	1,988	8,392	2,094
08b Theft from person	1,062	1,167	1,330	1,478	5,037	1,437
08c Theft from shop	4,643	4,950	4,865	5,141	19,599	4,822
08d Other thefts, handling stolen property	10,931	11,021	10,908	10,532	43,392	10,388
<b>09 Fraud, deception and related offences</b>	<b>1,696</b>	<b>1,300</b>	<b>1,314</b>	<b>1,245</b>	<b>5,555</b>	<b>1,183</b>
09a Fraud, deception and related offences	1,696	1,300	1,314	1,245	5,555	1,183
<b>10 Controlled drug offences</b>	<b>4,292</b>	<b>4,368</b>	<b>4,069</b>	<b>3,741</b>	<b>16,470</b>	<b>3,326</b>
10a Importation of drugs	8	12	6	4	30	20
10b Cultivation or manufacture of drugs	108	139	148	123	518	74
10c Possession of drugs for sale or supply	1,004	890	794	821	3,509	794
10d Possession of drugs for personal use	3,025	3,172	2,969	2,666	11,832	2,339
10e Other drug offences	147	155	152	127	581	99
<b>11 Weapons and explosives offences</b>	<b>756</b>	<b>739</b>	<b>689</b>	<b>837</b>	<b>3,021</b>	<b>611</b>
11a Explosives, chemical weapons offences	17	27	18	26	88	17
11b Discharging a firearm	38	38	30	37	143	39
11c Possession of a firearm	67	54	64	61	246	54
11d Offensive weapons offences (nec)	626	612	537	525	2,300	493
11e Fireworks offences	8	8	40	188	244	8
<b>12 Damage to property and to the environment</b>	<b>8,721</b>	<b>7,934</b>	<b>7,938</b>	<b>8,005</b>	<b>32,598</b>	<b>7,409</b>
12a Arson	510	562	544	535	2,151	409
12b Criminal damage (not arson)	8,134	7,296	7,320	7,425	30,175	6,961
12c Litter offences	77	76	74	45	272	39

**Table 2.3b Recorded crime incidents, Group 13 and Group 15, Q1 2012 to Q1 2013**

ICCSq offence group	2012					2013
	Q1	Q2	Q3	Q4	Total	Q1
<b>13 Public order and other social code offences</b>	<b>11,043</b>	<b>11,032</b>	<b>11,441</b>	<b>10,359</b>	<b>43,875</b>	<b>8,524</b>
13a Disorderly conduct	9,412	9,330	9,791	8,824	37,357	7,261
13b Trespass offences	846	924	877	690	3,337	668
13c Liquor licensing offences	503	488	499	441	1,931	341
13d Prostitution offences	41	46	31	31	149	26
13e Regulated betting/money collection/trading offences	57	78	76	81	292	45
13f Other social code offences (nec)	184	166	167	292	809	183
<b>15 Offences against Government, justice procedures and organisation of crime</b>	<b>2,654</b>	<b>2,385</b>	<b>2,139</b>	<b>2,008</b>	<b>9,186</b>	<b>1,862</b>
15a Offences against government and its agents (nec)	74	57	59	93	283	53
15b Organisation of crime and conspiracy to commit crime	0	4	2	0	6	1
15c Perverting the course of justice	35	16	30	14	95	17
15d Offences while in custody, breach of court orders	2,545	2,308	2,048	1,901	8,802	1,791

**Table 3 Recorded crime incidents classified by offence group, Garda region and annualised total<sup>1</sup> Q1, 2012 and 2013**

ICCSq offence group	Garda region						
	Northern	Western	Southern	Eastern	South Eastern	Dublin Metropolitan	State
<b>Annualised total to Q1 2013</b>							
01 Homicide offences	10	6	12	8	11	18	<b>65</b>
02 Sexual offences	235	223	365	266	255	563	<b>1,907</b>
03 Attempts or threats to murder, assaults, harassments and related offences	2,012	1,687	2,954	2,253	1,800	4,015	<b>14,721</b>
04 Dangerous or negligent acts	1,136	1,011	1,684	1,216	1,200	2,236	<b>8,483</b>
05 Kidnapping and related offences	11	8	13	16	16	45	<b>109</b>
06 Robbery, extortion and hijacking offences	148	69	248	248	165	1,924	<b>2,802</b>
07 Burglary and related offences	2,327	2,278	2,882	5,229	3,648	9,931	<b>26,295</b>
08 Theft and related Offences	4,933	5,543	10,553	10,076	7,227	37,944	<b>76,276</b>
09 Fraud, deception and related offences	506	481	608	732	424	2,291	<b>5,042</b>
10 Controlled drug offences	1,061	1,083	2,829	2,028	1,665	6,838	<b>15,504</b>
11 Weapons and explosives offences	203	178	505	341	310	1,339	<b>2,876</b>
12 Damage to property and to the environment	3,145	2,579	5,081	4,362	3,347	12,772	<b>31,286</b>
13 Public order and other social code offences	4,582	4,916	9,904	4,465	5,143	12,346	<b>41,356</b>
15 Offences against Government, justice procedures and organisation of crime	483	580	1,254	892	616	4,569	<b>8,394</b>
<b>Annualised total to Q1 2012</b>							
01 Homicide offences	9	7	15	5	11	21	<b>68</b>
02 Sexual offences	264	208	406	322	239	608	<b>2,047</b>
03 Attempts or threats to murder, assaults, harassments and related offences	2231	1926	3103	2491	2120	4834	<b>16,705</b>
04 Dangerous or negligent acts	1,219	1,136	1,949	1,466	1,284	2,645	<b>9,699</b>
05 Kidnapping and related offences	17	8	12	17	10	39	<b>103</b>
06 Robbery, extortion and hijacking offences	124	80	249	298	180	1,984	<b>2,915</b>
07 Burglary and related offences	2,533	2,139	3,597	5,863	3,620	11,181	<b>28,933</b>
08 Theft and related Offences	5,174	5,357	10,996	10,851	7,261	36,653	<b>76,292</b>
09 Fraud, deception and related offences	522	513	743	716	490	2,517	<b>5,501</b>
10 Controlled drug offences	1,375	1,129	3,251	2,469	2,162	7,378	<b>17,764</b>
11 Weapons and explosives offences	246	233	577	428	304	1,567	<b>3,355</b>
12 Damage to property and to the environment	3,229	2,812	6,034	5,272	3,738	13,703	<b>34,788</b>
13 Public order and other social code offences	5,197	5,329	10,981	5,229	5,998	14,530	<b>47,264</b>
15 Offences against Government, justice procedures and organisation of crime	563	729	1,240	959	837	5,677	<b>10,005</b>
<b>Annualised total change to Q1 2013</b>							
01 Homicide offences	+ 1	- 1	- 3	+ 3	0	- 3	- 3
02 Sexual offences	- 29	+ 15	- 41	- 56	+ 16	- 45	- 140
03 Attempts or threats to murder, assaults, harassments and related offences	- 219	- 239	- 149	- 238	- 320	- 819	- 1,984
04 Dangerous or negligent acts	- 83	- 125	- 265	- 250	- 84	- 409	- 1,216
05 Kidnapping and related offences	- 6	0	+ 1	- 1	+ 6	+ 6	+ 6
06 Robbery, extortion and hijacking offences	+ 24	- 11	- 1	- 50	- 15	- 60	- 113
07 Burglary and related offences	- 206	+ 139	- 715	- 634	+ 28	- 1,250	- 2,638
08 Theft and related Offences	- 241	+ 186	- 443	- 775	- 34	+ 1,291	- 16
09 Fraud, deception and related offences	- 16	- 32	- 135	+ 16	- 66	- 226	- 459
10 Controlled drug offences	- 314	- 46	- 422	- 441	- 497	- 540	- 2,260
11 Weapons and explosives offences	- 43	- 55	- 72	- 87	+ 6	- 228	- 479
12 Damage to property and to the environment	- 84	- 233	- 953	- 910	- 391	- 931	- 3,502
13 Public order and other social code offences	- 615	- 413	- 1,077	- 764	- 855	- 2,184	- 5,908
15 Offences against Government, justice procedures and organisation of crime	- 80	- 149	+ 14	- 67	- 221	- 1,108	- 1,611

<sup>1</sup> The annualised figure for a given quarter is the total number of crimes recorded in the 12 months prior to end of that quarter.

## Background Notes

**Introduction** The Crime Incidents, Quarter 1, 2013 release provides provisional figures for the number of offences recorded by An Garda Síochána, based on the Irish Crime Classification System (ICCS) but excluding elements of Group 4 (*Dangerous or Negligent Acts*), and all of Groups 14 (*Road and Traffic Offences (Not Elsewhere Classified or nec)*) and 16 (*Offences Not Elsewhere Classified*). Figures are provided from Quarter 1, 2010 to Quarter 1, 2013. The information supplied in this report refers only to crime incidents known to An Garda Síochána and recorded as such in the Garda PULSE (Police Using Leading Systems Effectively) system. Because of timing issues with respect to the extraction of data, figures may be revised subsequent to this publication.

**Crime recording** Incidents reported or which become known to members of An Garda Síochána are recorded when, on the balance of probability, a Garda determines that a criminal offence defined by law has taken place, and there is no credible evidence to the contrary. If it is subsequently determined that a criminal offence did not take place, the criminal offence recorded is invalidated and is not counted in the statistics. If a person makes a report and subsequently withdraws it by stating that the criminal act did not take place, then this too is invalidated unless there is evidence to suggest that, by reasonable probability, the offence has taken place. For criminal offences where victim confirmation is required (e.g. assault, fraud), a criminal offence is recorded only where the victim confirms the offence or where there is evidence to suggest that by reasonable probability it occurred. Another important feature of a recorded offence is that it is based on the date reported to, or that it became known to, the Gardaí. This has major implications for some offence types. Notable amongst these are sexual offences, as it has often been the case that such incidents have been reported to An Garda Síochána many years (sometimes decades) after the event(s). Thus a sexual assault, which occurred in 1960, would be included in the statistics for 2008 if it was first reported in that year.

**Crime classification** A criminal offence is classified as a particular offence type at the initial recording of that offence. However, upon investigation, it may later become apparent that an alternative offence type should be used. In this event, the record is amended to reflect this. Re-classification on the basis of court proceedings only occurs in relation to homicide offences. A murder offence is reclassified as manslaughter when a charge of manslaughter commences or when a murder charge results in a conviction for manslaughter. It is also possible, though more rare, that an incident originally classified as manslaughter may be re-classified as murder. Also, a re-classification to a homicide offence occurs when, for example, a serious assault has been recorded and, some time later, the victim dies as a consequence of the assault.

**General counting rules** Crime counting rules are applied to all criminal offences for the purposes of the statistics. The following are the main rules relevant to the quarterly figures:

**Primary Offence Rule:** Where two or more criminal offences are disclosed in a single episode, it is the primary criminal offence that is counted. The primary offence is that offence which the greater penalty may apply. Where offences have similar penalties, offences against the person take precedence over offences against property for the purpose of determining the primary offence.

**One Offence Counts Per Victim:** One offence counts per victim involved with the exceptions of cheque/credit card fraud and burglary. Under certain circumstances, the cheque/credit card exception necessitates that a series of these offences counts as one crime where the originating bank ultimately suffers the loss. The burglary exception dictates that one burglary offence is counted where property belonging to two or more victims is stolen (or damaged) during a single burglary.

**Continuous Series Involving the Same Victim and Same Offender:** A continuous series of offences against the same victim involving the same offender counts as one offence.

## ICCSq Offence Groups

<b>01 Homicide offences</b>	01a	Murder	Murder
	01b	Manslaughter	Manslaughter
	01c	Infanticide	Infanticide
	01d	Dangerous driving leading to death	Manslaughter (traffic fatality) Dangerous driving causing death
<b>02 Sexual offences</b>	02a	Rape of a male or female	Rape of a male or female Rape Section 4
	02b	Defilement of a boy or girl less than 17 years old	Unlawful carnal knowledge / Criminal law (Sexual Offences Act) 2006 Buggery
	02c	Sexual offence involving mentally impaired person	Sexual offence involving mentally impaired person
	02d	Aggravated sexual assault	Aggravated sexual assault
	02e	Sexual assault (not aggravated)	Sexual assault
	02f	Other sexual offences	Incest Child pornography offences Child pornography – obstruction of warrant Gross indecency
<b>03 Attempts or threats to murder, assaults, harassments and related offences</b>	03a	Murder-attempt	Murder-attempt
	03b	Murder-threat	Murder-threat
	03c	Assault causing harm, poisoning	Assault causing harm Poisoning
	03d	Other assault	Assault or obstruction of Garda/official, resisting arrest Minor assault
	03e	Harassment and related offences	Coercion Harassment, stalking, threats Demanding payment of debt causing alarm Housing Act Menacing phone calls Incitement to hatred offences
<b>04 Dangerous or negligent acts</b>	04a	Dangerous driving causing serious bodily harm	Dangerous driving causing serious bodily harm
	04b	Driving/In charge of a vehicle while over legal alcohol limit	Driving/In charge of a vehicle while over legal alcohol limit
	04c	Driving/In charge of a vehicle under the influence of drugs	Driving/In charge of a vehicle under the influence of drugs
	04f	Endangerment with potential for serious harm or death	Endangerment with potential for serious harm or death
	04g	Abandoning a child, child neglect and cruelty	Abandoning a child, child neglect and cruelty
	04h	Unseaworthy/dangerous use of boat or ship	Unseaworthy/dangerous use of boat or ship
	04i	False alarm/interference with aircraft or air transport facilities	False alarm/interference with aircraft or air transport facilities
	04j	Endangering traffic offences	Endangering traffic offences
<b>05 Kidnapping and related offences</b>	05a	False imprisonment	False imprisonment
	05b	Abduction of person under 16 years of age	Abduction of person under 16 years of age
	05c	Human trafficking offences	Human trafficking offences

<b>06 Robbery, extortion and hijacking offences</b>	06a	Robbery of an establishment or institution	Robbery of an establishment or institution
	06b	Robbery of cash or goods in transit	Robbery of cash or goods in transit
	06c	Robbery from the person	Robbery from the person
	06d	Blackmail or extortion	Blackmail or extortion
	06e	Carjacking, hijacking/unlawful seizure of aircraft/vessel	Carjacking, hijacking/unlawful seizure of aircraft/vessel
<b>07 Burglary and related offences</b>	07a	Aggravated burglary	Aggravated burglary
	07b	Burglary (not aggravated)	Burglary (not aggravated)
	07c	Possession of an article (with intent to burgle, steal, demand)	Possession of an article (with intent to burgle, steal, demand)
<b>08 Theft and related Offences</b>	08a	Theft/Taking of vehicle and related offences	Theft/Unauthorised taking of vehicle Interfering with vehicle (with intent to steal item or vehicle)
	08b	Theft from person	Theft from person
	08c	Theft from shop	Theft from shop
	08d	Other thefts, handling stolen property	Theft from vehicle Theft/ Unauthorised taking of a pedal cycle Theft of, or interference with, mail Handling or possession of stolen property Theft of other property
<b>09 Fraud, deception and related offences</b>	09a	Fraud, deception and related offences	Fraud, deception, false pretence offences Forging an instrument to defraud Possession of an article for use in fraud, deception or extortion Falsification of accounts Offences under the Companies Act Offences under the Investment Intermediaries Act Offences under the Stock Exchange Act Money laundering Embezzlement Fraud against the European Union Importation/Sale/Supply of tobacco Counterfeiting notes and coins Counterfeiting of goods Bad debts criminal (Debtors Ireland) Corruption (involving public office holder)
<b>10 Controlled drug offences</b>	10a	Importation of drugs	Importation of drugs
	10b	Cultivation or manufacture of drugs	Cultivation or manufacture of drugs
	10c	Possession of drugs for sale or supply	Possession of drugs for sale or supply
	10d	Possession of drugs for personal use	Possession of drugs for personal use
	10e	Other drug offences	Forged or altered prescription offences obstruction under the Drugs Act
<b>11 Weapons and explosives offences</b>	11a	Explosives, chemical weapons offences	Causing an explosion Making of explosives Possession of explosives Chemical weapons offences
	11b	Discharging a firearm	Discharging a firearm
	11c	Possession of a firearm	Possession of a firearm
	11d	Offensive weapons offences (nec)	Possession of offensive weapons (not firearms)
	11e	Fireworks offences	Fireworks offences (for sale, igniting etc.)

<b>12 Damage to property and to the environment</b>	12a Arson	Arson
	12b Criminal damage (not arson)	Criminal damage (not arson)
	12c Litter offences	Litter offences
<b>13 Public order and other social code offences</b>	13a Disorderly conduct	Affray/Riot/Violent disorder Public order offences Drunkenness offences Air rage-disruptive or drunken behaviour on aircraft
	13b Trespass offences	Forcible entry and occupation (not burglary) Trespass on lands or enclosed areas
	13c Liquor licensing offences	Liquor licensing offences Registered clubs offences Special restaurant offences Provision of intoxicating liquor to under 18 year olds Purchase or consumption of alcohol by under 18 year olds Sale of intoxicating liquor to under 18 year olds
	13d Prostitution offences	Brothel keeping Organisation of prostitution Prostitution, including soliciting etc.
	13e Regulated betting or money, collection or trading offences	Offences under the Betting Acts Collecting money without permit, unauthorised collection Offences under Gaming and Lotteries Acts Permit/License offences for casual/street trading
	13f Other social code offences (nec)	Allowing a child (under 16 years) to beg Bigamy Bestiality Indecency Begging
<b>15 Offences against Government, justice procedures and organisation of crime</b>	15a Offences against government and its agents (nec)	Treason Breaches of Offences Against the State Acts Breaches of Official Secrets Act Impersonating member of An Garda Síochána Electoral offences including personation Public mischief-annoying phone calls, wasting police time Criminal Assets Bureau offences Non compliance with Garda direction
	15b Organisation of crime and conspiracy to commit crime	Criminal organisation offences (organised crime) Conspiracy to commit a crime
	15c Perverting the course of justice	Perjury Interfering with a jury (embracery) Assisting offenders Public mischief, pervert course of justice, conceal offence



**15 Offences against  
Government,  
justice procedures  
and organisation  
of crime  
(contd)**

15d Offences while in custody,  
breach of court orders

Escape or help to escape from custody  
Prison offences  
Breach of Domestic Violence Order  
(protection, safety, barring)  
Breach of order under Family Law Act  
Breach of bail  
Failure to comply under Sex Offenders  
Act  
Other failure to comply with court order,  
jury summons, warrant etc.