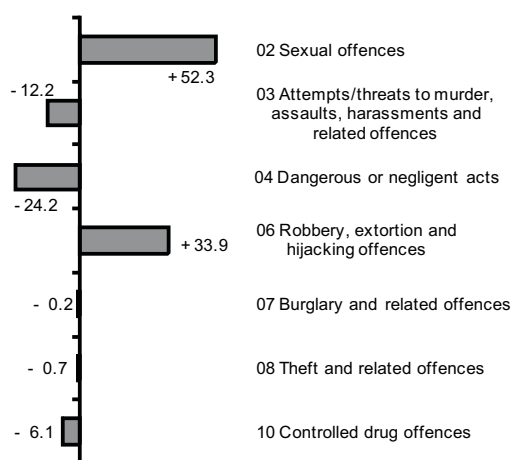




Recorded Crime

Quarter 2 2010

Figure 1: Percentage change between Q2 2009 and Q2 2010 for selected offence groups



Robberies up by a third in Quarter 2

When comparing Quarter 2 2010 (Q2 2010) with Quarter 2 2009, Group 06 *Robbery, Extortion and Hijacking Offences* increased by 33.9%. There were also notable increases in Group 05 *Kidnapping and Related Offences* (+13.2%) and Group 11 *Weapons and Explosives Offences* (+7.0%). Group 04 *Dangerous or Negligent Acts* offences decreased by 24.2% in this time period. See figure 1.

When comparing the 12-month period ending in Q2 2010 with that ending in Q2 2009 an increase of over 7% was observed in the number of recorded Group 07 *Burglary and Related Offences*, while recorded Group 10 *Controlled Drug Offences* decreased by 13.1%, and recorded offences in Group 04 *Dangerous or Negligent Acts* decreased by over a quarter (-25.3%).

The rise in the number of recorded Sexual Offences in the first half of 2010 is mainly due to an on-going review of all cases involving alleged sexual offences reported to An Garda Síochána. Some of these offences will have occurred at some distance in the past but are represented based on the date of reclassification. This review is being undertaken in conjunction with the Garda Síochána Policy on the Investigation of Sexual Crime, which was introduced in April 2010. Please see the Background Notes for further information on crime recording.

Group 01 - Homicides

There were 13 recorded *Murder and Manslaughter* offences in Q2 2010, representing a decrease of 3 (-18.8%) on the same quarter in 2009. For the 12-month period ending in Q2 2010, there was also a decrease (-12.7%) in the number of these offences, from 63 to 55, when compared with the same period ending in Q2 2009. The decrease in the number of *Dangerous driving leading to death* offences from 12 in Q2 2009 to 6 in Q2 2010 may be due to the fact that all road collision investigations for this period have not yet concluded, which will result in some being reclassified as homicide. Figure 2 provides an indication of the trends in the annualised (i.e. the 12-month running total to the end of a quarter) figures for all offence types within this group.

Group 02 - Sexual Offences

The number of recorded offences in this group increased (+52.3%) from 384 in Q2 2009 to 585 in Q2 2010. Also, when considering the 12-month period ending in Q2 2010, there was an increase of over a quarter (+26.5%) when compared with the previous 12 months. In this time period *Sexual assault (not aggravated)* offences rose from 864 to 1,211, an increase of over 40%. However, as noted above, much of the increase is attributable to the reclassification of historic records.

The information in this release is available at Garda Regional and Divisional level in *Database Direct* on the CSO website www.cso.ie. Data relating to detections, proceedings and convictions are also available in *Database Direct* and will be updated every six months.

Published by the Central Statistics Office, Ireland.

Ardee Road Skehard Road
Dublin 6 Cork
Ireland Ireland

LoCall: 1890 313 414 (ROI)
0870 8760256 (UK/Nl)

Tel: +353 1 498 4000 Tel: +353 21 453 5000
Fax: +353 1 498 4229 Fax: +353 21 453 5294

Both offices may be contacted through any of these telephone numbers.

CSO on the Web: www.cso.ie
and go to

People and Society: Crime and Justice

Director General: Gerard O'Hanlon

Enquiries:

Crime Statistics Crime Statistics Section,
ext 5264, 5716
Email crime@cso.ie
Queries and Sales Information Section, ext 5021
information@cso.ie

© Central Statistics Office
The contents of this release may be quoted provided the source is given clearly and accurately. Reproduction for own or internal use is permitted.

Figure 2: Annualised total homicide offences, Q2 2008 to Q2 2010

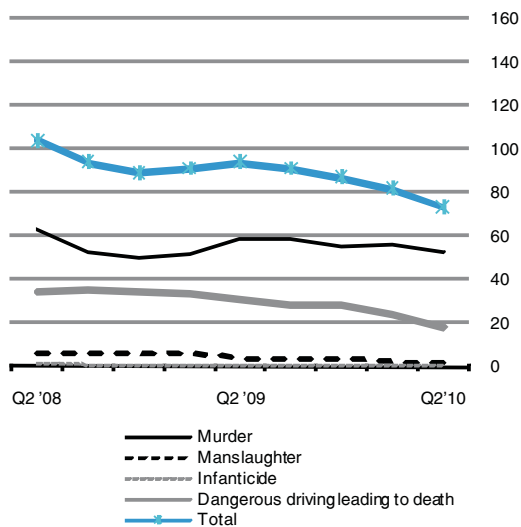
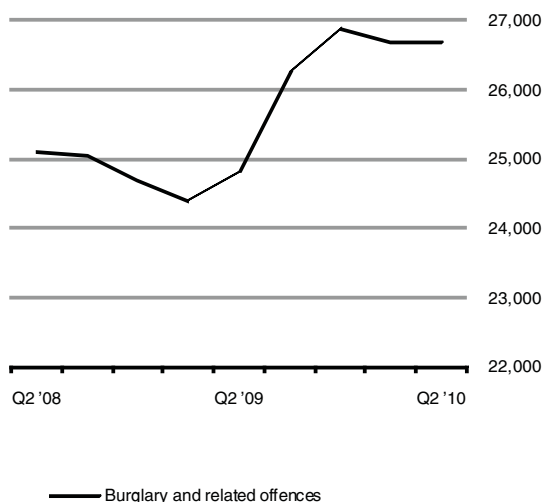


Figure 3: Annualised total burglary and related offences, Q2 2008 to Q2 2010



Group 03 - Attempts/Threats to Murder, Assaults, Harassments and Related Offences

Harassment and related offences fell from 637 to 494 between Q2 2009 and the corresponding quarter in 2010. The largest number of offences in this group was recorded under *Other assault*, which fell from 12,111 in the 12-month period ending in June 2009 to 11,093 in the 12-months ending in June 2010.

Group 04 - Dangerous or Negligent Acts

In Q2 2010, recorded *Dangerous or Negligent Acts* offences decreased by almost a quarter (-24.2%) to 3,213 when compared with Q2 2009. This decrease mainly relates to *Driving/In charge of a vehicle while over legal alcohol limit* offences, which decreased from 3,771 (Q2 2009) to 2,911 (Q2 2010), a decrease of 22.8%.

Group 05 - Kidnapping and Related Offences

There was a slight increase of 5 offences (+13.2%) in this group between Q2 2009 and Q2 2010. *Abduction of person under 16 years of age* offences more than doubled in the 12-month period ending in June 2010, compared with the 12-month period ending in June 2009, from 9 to 19.

Group 06 - Robbery, Extortion and Hijacking Offences

The quarterly figure for *Robbery, Extortion and Hijacking Offences* rose by over a third (+33.9%), from 575 in Q2 2009 to 770 in Q2 2010. There were 1,659 recorded offences of *Robbery from the person* in the 12-month period ending in June 2010, a rise of 37.4% on the corresponding period ending in June 2009.

Group 07 - Burglary and Related Offences

In Q2 2010, there were 6,224 recorded *Burglary and Related Offences* representing a slight decrease of 13 (-0.2%) on the number recorded in Q2 2009. The annualised totals for *Burglary and Related Offences* are shown in figure 3.

Group 08 - Theft and Related Offences

Theft and Related Offences decreased slightly (-0.7%) between Q2 2009 and Q2 2010. *Theft/taking of vehicle and related offences* decreased by over 14% from 3,363 to 2,890 between these two quarters.

Group 09 - Fraud, Deception and Related Offences

There were 1,165 recorded *Fraud, Deception and Related Offences* in Q2 2010. This was a decrease of 143 (-10.9%) on the same period in Q2 2009. In the 12-month period ending in Q2 2010, *Fraud, Deception and Related Offences* decreased by 9.9% when compared with the corresponding period ending in Q2 2009, from 5,231 to 4,711.

Group 10 - Controlled Drug Offences

In Q2 2010, there were 5,438 recorded *Controlled Drug Offences*, a decrease of 6.1% on the Q2 2009 total. *Cultivation or manufacture of drugs* offences almost doubled from 65 to 128 between Q2 2009 and Q2 2010.

Group 11 - Weapons and Explosives Offences

There were 997 offences in Group 11 *Weapons and Explosives Offences*, in Q2 2010, an increase of 7.0% on Q2 2009. *Offensive weapons offences (nec)* rose from 751 in Q2 2009 to 853 in Q2 2010, an increase of over 13%.

Group 12 - Damage to Property and to the Environment

Recorded *Arson* offences decreased by over 10% from 782 in Q2 2009 to 698 in Q2 2010.

Group 13 - Public Order and other Social Code Offences

Recorded *Public Order and Other Social Code Offences* fell by 5.4% from 14,929 in Q2 2009 to 14,123 in Q2 2010. The most frequently occurring offences in this group were under *Disorderly conduct*, which fell from 12,900 in Q2 2009 to 12,064 in Q2 2010.

Group 15 - Offences against Government, Justice Procedures and Organisation of Crime

There were 2,341 *Offences against Government, Justice Procedures and Organisation of Crime* recorded in Q2 2010, a decrease of 25.0% when compared with the same period in 2009.

Tables

Table 1 Recorded crime incidents classified by offence group, Quarter 2 (Q2) and annualised total¹, 2009 and 2010

ICCSq offence group	Q2				Annualised total to Q2			
	2009	2010	Change	% Change	2009	2010	Change	% Change
01 Homicide offences	28	19	- 9	- 32.1	94	73	- 21	- 22.3
01a Murder	15	12	- 3	- 20.0	59	53	- 6	- 10.2
01b Manslaughter	1	1	0	0.0	4	2	- 2	- 50.0
01c Infanticide	0	0	0	-	0	0	0	-
01d Dangerous driving leading to death	12	6	- 6	- 50.0	31	18	- 13	- 41.9
02 Sexual offences	384	585	+201	+ 52.3	1,462	1,850	+388	+ 26.5
02a Rape of a male or female	90	105	+ 15	+ 16.7	390	393	+ 3	+ 0.8
02b Defilement of a boy or girl less than 17 years old	22	42	+ 20	+ 90.9	102	121	+ 19	+ 18.6
02c Sexual offence involving mentally impaired person	3	4	+ 1	+ 33.3	7	9	+ 2	+ 28.6
02d Aggravated sexual assault	3	1	- 25	- 96.2	15	9	- 6	- 40.0
02e Sexual assault (not aggravated)	240	391	+151	+ 62.9	864	1,211	+347	+ 40.2
02f Other sexual offences	26	42	+ 16	+ 61.5	84	107	+ 23	+ 27.4
03 Attempts or threats to murder, assaults, harassments and related offences	4,715	4,142	-573	- 12.2	18,665	17,318	-1,347	- 7.2
03a Murder-attempt	1	1	0	0.0	10	6	- 4	- 40.0
03b Murder-threat	55	92	+ 37	+ 67.3	200	294	+ 94	+ 47.0
03c Assault causing harm, poisoning	994	907	- 87	- 8.8	3,763	3,627	-136	- 3.6
03d Other assault	3,028	2,648	-380	- 12.5	12,111	11,093	-1,018	- 8.4
03e Harassment and related offences	637	494	-143	- 22.4	2,581	2,298	-283	- 11.0
04 Dangerous or negligent acts	4,241	3,213	-1,028	- 24.2	17,858	13,333	-4,525	- 25.3
04a Dangerous driving causing serious bodily harm	4	1	- 3	- 75.0	16	13	- 3	- 18.8
04b Driving/In charge of a vehicle while over legal alcohol limit	3,771	2,911	-860	- 22.8	16,006	11,821	-4,185	- 26.1
04c Driving/In charge of a vehicle under the influence of drugs	255	117	-138	- 54.1	949	659	-290	- 30.6
04f Endangerment with potential for serious harm or death	11	10	- 1	- 9.1	57	49	- 8	- 14.0
04g Abandoning a child, child neglect and cruelty	132	128	- 4	- 3.0	558	546	- 12	- 2.2
04h Unseaworthy/dangerous use of boat or ship	2	1	- 1	- 50.0	2	2	0	0.0
04i False alarm/interference with aircraft or air transport facilities	6	2	- 4	- 66.7	30	12	- 18	- 60.0
04j Endangering traffic offences	60	43	- 17	- 28.3	240	231	- 9	- 3.8
05 Kidnapping and related offences	38	43	+ 5	+ 13.2	121	143	+ 22	+ 18.2
05a False imprisonment	19	24	+ 5	+ 26.3	77	83	+ 6	+ 7.8
05b Abduction of person under 16 years of age	2	5	+ 3	+150.0	9	19	+ 10	+111.1
05c Human trafficking offences	17	14	- 3	- 17.6	35	41	+ 6	+ 17.1
06 Robbery, extortion and hijacking offences	575	770	+195	+ 33.9	2,343	2,841	+498	+ 21.3
06a Robbery of an establishment or institution	240	237	- 3	- 1.3	981	1,021	+ 40	+ 4.1
06b Robbery of cash or goods in transit	3	6	+ 3	+100.0	26	24	- 2	- 7.7
06c Robbery from the person	303	489	+186	+ 61.4	1,207	1,659	+452	+ 37.4
06d Blackmail or extortion	3	6	+ 3	+100.0	17	24	+ 7	+ 41.2
06e Carjacking, hijacking/unlawful seizure of aircraft/vessel	26	32	+ 6	+ 23.1	112	113	+ 1	+ 0.9

¹ The annualised figure for a given quarter is the total number of crimes recorded in the 12 months prior to end of that quarter.

Table 1 (contd.) Recorded crime incidents classified by offence group, Quarter 2 (Q2) and annualised total¹, 2009 and 2010

ICCSq offence group	Q2				Annualised total to Q2			
	2009	2010	Change	% Change	2009	2010	Change	% Change
07 Burglary and related offences	6,237	6,224	- 13	- 0.2	24,795	26,681	+1,886	+ 7.6
07a Aggravated burglary	82	64	- 18	- 22.0	340	341	+ 1	+ 0.3
07b Burglary (not aggravated)	6,030	6,017	- 13	- 0.2	24,041	25,889	+1,848	+ 7.7
07c Possession of an article (with intent to burgle, steal, demand)	125	143	+ 18	+ 14.4	414	451	+ 37	+ 8.9
08 Theft and related Offences	19,988	19,844	-144	- 0.7	76,612	76,559	- 53	- 0.1
08a Theft/Taking of vehicle and related offences	3,363	2,890	-473	- 14.1	14,108	11,965	-2,143	- 15.2
08b Theft from person	662	748	+ 86	+ 13.0	2,786	2,872	+ 86	+ 3.1
08c Theft from shop	5,368	5,511	+143	+ 2.7	20,607	20,796	+189	+ 0.9
08d Other thefts, handling stolen property	10,595	10,695	+100	+ 0.9	39,111	40,926	+1,815	+ 4.6
09 Fraud, deception and related offences	1,308	1,165	-143	- 10.9	5,231	4,711	-520	- 9.9
09a Fraud, deception and related offences	1,308	1,165	-143	- 10.9	5,231	4,711	-520	- 9.9
10 Controlled drug offences	5,791	5,438	-353	- 6.1	23,861	20,739	-3,122	- 13.1
10a Importation of drugs	8	6	- 2	- 25.0	61	35	- 26	- 42.6
10b Cultivation or manufacture of drugs	65	128	+ 63	+ 96.9	265	347	+ 82	+ 30.9
10c Possession of drugs for sale or supply	1,051	1,002	- 49	- 4.7	4,127	4,012	-115	- 2.8
10d Possession of drugs for personal use	4,448	4,090	-358	- 8.0	18,611	15,575	-3,036	- 16.3
10e Other drug offences	219	212	- 7	- 3.2	797	770	- 27	- 3.4
11 Weapons and explosives offences	932	997	+ 65	+ 7.0	4,035	4,032	- 3	- 0.1
11a Explosives, chemical weapons offences	7	13	+ 6	+ 85.7	52	49	- 3	- 5.8
11b Discharging a firearm	67	46	- 21	- 31.3	245	181	- 64	- 26.1
11c Possession of a firearm	101	79	- 22	- 21.8	444	393	- 51	- 11.5
11d Offensive weapons offences (nec)	751	853	+102	+ 13.6	2,987	3,015	+ 28	+ 0.9
11e Fireworks offences	6	6	0	0.0	307	394	+ 87	+ 28.3
12 Damage to property and to the environment	10,899	9,988	-911	- 8.4	43,357	40,117	-3,240	- 7.5
12a Arson	782	698	- 84	- 10.7	2,579	2,732	+153	+ 5.9
12b Criminal damage (not arson)	10,045	9,233	-812	- 8.1	40,521	37,187	-3,334	- 8.2
12c Litter offences	72	57	- 15	- 20.8	257	198	- 59	- 23.0
13 Public order and other social code offences	14,929	14,123	-806	- 5.4	59,415	55,173	-4,242	- 7.1
13a Disorderly conduct	12,900	12,064	-836	- 6.5	51,496	47,376	-4,120	- 8.0
13b Trespass offences	999	1,094	+ 95	+ 9.5	3,626	3,804	+178	+ 4.9
13c Liquor licensing offences	832	734	- 98	- 11.8	3,468	3,142	-326	- 9.4
13d Prostitution offences	21	51	+ 30	+142.9	101	120	+ 19	+ 18.8
13e Regulated betting or money, collection or trading offences	96	84	- 12	- 12.5	426	458	+ 32	+ 7.5
13f Other social code offences (nec)	81	96	+ 15	+ 18.5	298	273	- 25	- 8.4
15 Offences against Government, justice procedures and organisation of crime	3,123	2,341	-782	- 25.0	12,941	10,484	-2,457	- 19.0
15a Offences against government and its agents (nec)	134	109	- 25	- 18.7	461	479	+ 18	+ 3.9
15b Organisation of crime and conspiracy to commit crime	3	3	0	0.0	11	8	- 3	- 27.3
15c Perverting the course of justice					162	102	- 60	- 37.0
15d Offences while in custody, breach of court orders	38	10	- 28	- 73.7				
	2,948	2,219	-729	- 24.7	12,307	9,895	-2,412	- 19.6

¹ The annualised figure for a given quarter is the total number of crimes recorded in the 12 months prior to end of that quarter.

Table 2.1a Recorded crime incidents, Group 01 to Group 05, Q1 2007 to Q4 2008

ICCSq offence group	2007					2008				
	Q1	Q2	Q3	Q4	Total	Q1	Q2	Q3	Q4	Total
01 Homicide offences	32	44	30	26	132	23	25	20	21	89
01a Murder	13	22	22	20	77	13	8	12	17	50
01b Manslaughter	0	5	0	2	7	1	3	0	1	5
01c Infanticide	0	0	1	0	1	0	0	0	0	0
01d Dangerous driving leading to death	19	17	7	4	47	9	14	8	3	34
02 Sexual offences	384	337	355	290	1,366	437	340	337	293	1,407
02a Rape of a male or female	87	92	96	82	357	81	81	110	76	348
02b Defilement of a boy or girl less than 17 years old	25	15	21	11	72	25	16	17	18	76
02c Sexual offence involving mentally impaired person	6	2	2	2	12	1	3	0	3	7
02d Aggravated sexual assault	2	7	6	2	17	0	2	6	5	13
02e Sexual assault (not aggravated)	231	205	200	173	809	311	221	182	177	891
02f Other sexual offences	33	16	30	20	99	19	17	22	14	72
03 Attempts or threats to murder, assaults, harassments and related offences	4,122	4,362	4,485	4,697	17,666	4,753	4,986	4,831	4,581	19,151
03a Murder-attempt	1	0	2	2	5	0	3	6	1	10
03b Murder-threat	40	32	49	40	161	52	57	44	48	201
03c Assault causing harm, poisoning	923	997	988	1,003	3,911	979	996	901	974	3,850
03d Other assault	2,523	2,759	2,895	3,059	11,236	2,962	3,199	3,244	2,932	12,337
03e Harassment and related offences	635	574	551	593	2,353	760	731	636	626	2,753
04 Dangerous or negligent acts	5,007	5,314	5,391	5,297	21,009	5,190	5,022	4,560	4,815	19,587
04a Dangerous driving causing serious bodily harm	6	9	7	3	25	8	5	2	2	17
04b Driving/In charge of a vehicle while over legal alcohol limit	4,805	4,980	5,067	4,970	19,822	4,824	4,617	4,136	4,363	17,940
04c Driving/In charge of a vehicle under the influence of drugs	37	64	61	108	270	134	155	201	238	728
04f Endangerment with potential for serious harm/death	11	27	16	14	68	12	16	13	9	50
04g Abandoning a child, child neglect and cruelty	98	174	186	128	586	118	171	145	132	566
04h Unseaworthy/dangerous use of boat or ship	0	0	1	0	1	1	1	0	0	2
04i False alarm/interference with aircraft or air transport facilities	3	1	5	12	21	8	15	9	9	41
04j Endangering traffic offences	47	59	48	62	216	85	42	54	62	243
05 Kidnapping and related offences	24	26	26	30	106	18	16	21	22	77
05a False imprisonment	22	23	21	24	90	14	14	16	15	59
05b Abduction of person under 16 years of age	2	3	5	6	16	4	2	1	4	11
05c Human trafficking offences	n/a	n/a	n/a	n/a	n/a	n/a	n/a	4	3	7

Table 2.1b Recorded crime incidents, Group 01 to Group 05, Q1 2009 to Q2 2010

ICCSq offence group	2009					2010	
	Q1	Q2	Q3	Q4	Total	Q1	Q2
01 Homicide offences	25	28	17	17	87	20	19
01a Murder	15	15	12	13	55	16	12
01b Manslaughter	2	1	0	1	4	0	1
01c Infanticide	0	0	0	0	0	0	0
01d Dangerous driving leading to death	8	12	5	3	28	4	6
02 Sexual offences	448	384	342	311	1,485	612	585
02a Rape of a male or female	114	90	98	77	379	113	105
02b Defilement of a boy or girl less than 17 years old	45	22	23	15	105	41	42
02c Sexual offence involving mentally impaired person	1	3	0	3	7	2	4
02d Aggravated sexual assault	1	3	2	2	8	4	1
02e Sexual assault (not aggravated)	265	240	201	193	899	426	391
02f Other sexual offences	22	26	18	21	87	26	42
03 Attempts or threats to murder, assaults, harassments and related offences	4,538	4,715	4,750	4,305	18,308	4,121	4,142
03a Murder-attempt	2	1	3	1	7	1	1
03b Murder-threat	53	55	56	59	223	87	92
03c Assault causing harm, poisoning	894	994	969	876	3,733	875	907
03d Other assault	2,907	3,028	3,094	2,797	11,826	2,554	2,648
03e Harassment and related offences	682	637	628	572	2,519	604	494
04 Dangerous or negligent acts	4,242	4,241	3,726	3,329	15,538	3,065	3,213
04a Dangerous driving causing serious bodily harm	8	4	5	1	18	6	1
04b Driving/In charge of a vehicle while over legal alcohol limit	3,736	3,771	3,288	2,980	13,775	2,642	2,911
04c Driving/In charge of a vehicle under the influence of drugs	255	255	215	165	890	162	117
04f Endangerment with potential for serious harm/death	24	11	17	12	64	10	10
04g Abandoning a child, child neglect and cruelty	149	132	137	104	522	177	128
04h Unseaworthy/dangerous use of boat or ship	0	2	1	0	3	0	1
04i False alarm/interference with aircraft or air transport facilities	6	6	7	2	21	1	2
04j Endangering traffic offences	64	60	56	65	245	67	43
05 Kidnapping and related offences	40	38	41	27	146	32	43
05a False imprisonment	27	19	21	17	84	21	24
05b Abduction of person under 16 years of age	2	2	5	4	13	5	5
05c Human trafficking offences	11	17	15	6	49	6	14

Table 2.2a Recorded crime incidents, Group 06 to Group 12, Q1 2007 to Q4 2008

ICCSq offence group	2007					2008				
	Q1	Q2	Q3	Q4	Total	Q1	Q2	Q3	Q4	Total
06 Robbery, extortion and hijacking offences	573	468	565	565	2,171	655	552	567	525	2,299
06a Robbery of an establishment or institution	241	150	185	238	814	267	193	182	227	869
06b Robbery of cash or goods in transit	7	4	2	7	20	4	5	12	5	26
06c Robbery from the person	304	300	356	296	1,256	354	316	333	263	1,266
06d Blackmail or extortion	6	6	4	4	20	7	6	6	3	22
06e Carjacking, hijacking/unlawful seizure of aircraft/vessel	15	8	18	20	61	23	32	34	27	116
07 Burglary and related offences	5,878	5,087	5,798	6,840	23,603	6,632	5,839	5,747	6,466	24,684
07a Aggravated burglary	63	46	74	72	255	82	83	63	97	325
07b Burglary (not aggravated)	5,742	4,974	5,638	6,698	23,052	6,438	5,651	5,555	6,291	23,935
07c Possession of an article (with intent to burgle, steal, demand)	73	67	86	70	296	112	105	129	78	424
08 Theft and related offences	18,105	18,841	19,397	18,847	75,190	18,830	20,081	19,348	18,603	76,862
08a Theft/Taking of vehicle and related offences	3,453	3,253	3,391	3,434	13,531	3,577	3,569	3,695	3,466	14,307
08b Theft from person	738	694	801	708	2,941	761	1,059	748	718	3,286
08c Theft from shop	4,506	4,702	4,671	4,986	18,865	4,789	5,105	5,039	5,165	20,098
08d Other thefts, handling stolen property	9,408	10,192	10,534	9,719	39,853	9,703	10,348	9,866	9,254	39,171
09 Fraud, deception and related offences	1,560	1,304	1,485	1,509	5,858	1,402	1,435	1,317	1,256	5,410
09a Fraud, deception and related offences	1,560	1,304	1,485	1,509	5,858	1,402	1,435	1,317	1,256	5,410
10 Controlled drug offences	3,966	4,863	5,191	4,534	18,554	5,241	5,718	6,833	5,613	23,405
10a Importation of drugs	15	10	13	16	54	20	12	18	17	67
10b Cultivation or manufacture of drugs	25	41	58	37	161	29	42	91	56	218
10c Possession of drugs for sale or supply	896	916	880	910	3,602	1,123	1,087	1,109	983	4,302
10d Possession of drugs for personal use	2,849	3,691	4,062	3,406	14,008	3,893	4,396	5,431	4,373	18,093
10e Other drug offences	181	205	178	165	729	176	181	184	184	725
11 Weapons and explosives offences	734	829	920	1,112	3,595	930	950	1,027	1,109	4,016
11a Explosives, chemical weapons offences	5	9	6	6	26	6	10	14	20	50
11b Discharging a firearm	89	79	84	74	326	69	49	56	50	224
11c Possession of a firearm	91	111	102	120	424	93	123	149	92	457
11d Offensive weapons offences (nec)	545	629	708	695	2,577	753	761	778	687	2,979
11e Fireworks offences	4	1	20	217	242	9	7	30	260	306
12 Damage to property and to the environment	10,747	10,775	10,613	11,150	43,285	11,748	11,332	10,655	10,891	44,626
12a Arson	394	547	487	570	1,998	527	577	542	509	2,155
12b Criminal damage (not arson)	10,306	10,169	10,080	10,532	41,087	11,154	10,673	10,054	10,312	42,193
12c Litter offences	47	59	46	48	200	67	82	59	70	278

Table 2.2b Recorded crime incidents, Group 06 to Group 12, Q1 2009 to Q2 2010

ICCSq offence group	2009					2010	
	Q1	Q2	Q3	Q4	Total	Q1	Q2
06 Robbery, extortion and hijacking offences	676	575	589	647	2,487	835	770
06a Robbery of an establishment or institution	332	240	194	264	1,030	326	237
06b Robbery of cash or goods in transit	6	3	6	9	24	3	6
06c Robbery from the person	308	303	352	345	1,308	473	489
06d Blackmail or extortion	5	3	5	9	22	4	6
06e Carjacking, hijacking/unlawful seizure of aircraft/vessel	25	26	32	20	103	29	32
07 Burglary and related offences	6,345	6,237	7,203	7,092	26,877	6,162	6,224
07a Aggravated burglary	98	82	92	97	369	88	64
07b Burglary (not aggravated)	6,165	6,030	6,998	6,886	26,079	5,988	6,017
07c Possession of an article (with intent to burgle, steal, demand)	82	125	113	109	429	86	143
08 Theft and related offences	18,673	19,988	19,996	18,383	77,040	18,336	19,844
08a Theft/Taking of vehicle and related offences	3,584	3,363	3,256	2,929	13,132	2,890	2,890
08b Theft from person	658	662	651	720	2,691	753	748
08c Theft from shop	5,035	5,368	5,147	5,123	20,673	5,015	5,511
08d Other thefts, handling stolen property	9,396	10,595	10,942	9,611	40,544	9,678	10,695
09 Fraud, deception and related offences	1,350	1,308	1,177	1,108	4,943	1,261	1,165
09a Fraud, deception and related offences	1,350	1,308	1,177	1,108	4,943	1,261	1,165
10 Controlled drug offences	5,624	5,791	5,993	4,583	21,991	4,725	5,438
10a Importation of drugs	18	8	9	11	46	9	6
10b Cultivation or manufacture of drugs	53	65	80	75	273	64	128
10c Possession of drugs for sale or supply	984	1,051	1,076	921	4,032	1,013	1,002
10d Possession of drugs for personal use	4,359	4,448	4,614	3,402	16,823	3,469	4,090
10e Other drug offences	210	219	214	174	817	170	212
11 Weapons and explosives offences	967	932	1,018	1,144	4,061	873	997
11a Explosives, chemical weapons offences	11	7	15	13	46	8	13
11b Discharging a firearm	72	67	55	31	225	49	46
11c Possession of a firearm	102	101	112	104	419	98	79
11d Offensive weapons offences (nec)	771	751	811	650	2,983	701	853
11e Fireworks offences	11	6	25	346	388	17	6
12 Damage to property and to the environment	10,912	10,899	10,642	9,883	42,336	9,604	9,988
12a Arson	746	782	809	677	3,014	548	698
12b Criminal damage (not arson)	10,110	10,045	9,791	9,165	39,111	8,998	9,233
12c Litter offences	56	72	42	41	211	58	57

Table 2.3a Recorded crime incidents, Group 13 and Group 15, Q1 2007 to Q4 2008

ICCSq offence group	2007					2008				
	Q1	Q2	Q3	Q4	Total	Q1	Q2	Q3	Q4	Total
13 Public order and other social code offences	13,784	15,332	15,797	15,673	60,586	15,391	15,722	15,825	14,884	61,822
13a Disorderly conduct	11,431	12,842	13,251	13,676	51,200	13,201	13,503	13,698	13,019	53,421
13b Trespass offences	660	795	806	741	3,002	906	1,029	965	775	3,675
13c Liquor licensing offences	1,200	1,369	1,480	987	5,036	1,078	956	955	855	3,844
13d Prostitution offences	30	35	22	22	109	37	48	18	33	136
13e Regulated betting/money collection/trading offences	121	161	122	134	538	75	108	116	116	415
13f Other social code offences (nec)	342	130	116	113	701	94	78	73	86	331
15 Offences against Government, justice procedures and organisation of crime	2,953	2,722	2,630	2,698	11,003	3,234	3,520	3,659	2,876	13,289
15a Offences against government and its agents (nec)	108	80	134	80	402	123	125	72	75	395
15b Organisation of crime and conspiracy to commit crime	2	3	4	1	10	2	4	3	3	12
15c Perverting the course of justice	57	39	43	54	193	47	39	43	41	170
15d Offences while in custody, breach of court orders	2,786	2,600	2,449	2,563	10,398	3,062	3,352	3,541	2,757	12,712

10

Table 2.3b Recorded crime incidents, Group 13 and Group 15, Q1 2009 to Q2 2010

ICCSq offence group	2009					2010	
	Q1	Q2	Q3	Q4	Total	Q1	Q2
13 Public order and other social code offences	13,777	14,929	14,751	13,902	57,359	12,397	14,123
13a Disorderly conduct	11,879	12,900	12,743	11,946	49,468	10,623	12,064
13b Trespass offences	887	999	986	926	3,798	798	1,094
13c Liquor licensing offences	826	832	816	813	3,287	779	734
13d Prostitution offences	29	21	17	26	93	26	51
13e Regulated betting/money collection/trading offences	98	96	130	129	453	115	84
13f Other social code offences (nec)	58	81	59	62	260	56	96
15 Offences against Government, justice procedures and organisation of crime	3,283	3,123	2,809	2,612	11,827	2,722	2,341
15a Offences against government and its agents (nec)	180	134	137	139	590	94	109
15b Organisation of crime and conspiracy to commit crime	2	3	0	0	5	5	3
15c Perverting the course of justice	40	38	39	31	148	22	10
15d Offences while in custody, breach of court orders	3,061	2,948	2,633	2,442	11,084	2,601	2,219

Background Notes

Introduction The Crime Incidents, Quarter 2, 2010 release provides provisional figures for the number of offences recorded by An Garda Síochána, based on the Irish Crime Classification System (ICCS) but excluding elements of Group 4 (*Dangerous or Negligent Acts*), and all of Groups 14 (*Road and Traffic Offences (Not Elsewhere Classified or nec)*) and 16 (*Offences Not Elsewhere Classified*). Figures are provided from Quarter 1, 2007 to Quarter 2, 2010. The information supplied in this report refers only to crime incidents known to An Garda Síochána and recorded as such in the Garda PULSE (Police Using Leading Systems Effectively) system. Because of timing issues with respect to the extraction of data, figures may be revised subsequent to this publication.

Crime recording Incidents reported or which become known to members of An Garda Síochána are recorded when, on the balance of probability, a Garda determines that a criminal offence defined by law has taken place, and there is no credible evidence to the contrary. If it is subsequently determined that a criminal offence did not take place, the criminal offence recorded is invalidated and is not counted in the statistics. If a person makes a report and subsequently withdraws it by stating that the criminal act did not take place, then this too is invalidated unless there is evidence to suggest that, by reasonable probability, the offence has taken place.

For criminal offences where victim confirmation is required (e.g. assault, fraud), a criminal offence is recorded only where the victim confirms the offence or where there is evidence to suggest that by reasonable probability it occurred. Another important feature of a recorded offence is that it is based on the date reported to, or that it became known to, the Gardaí. This has major implications for some offence types. Notable amongst these are sexual offences, as it has often been the case that such incidents have been reported to An Garda Síochána many years (sometimes decades) after the event(s). Thus a sexual assault, which occurred in 1960, would be included in the statistics for 2008 if it was first reported in that year.

Crime classification A criminal offence is classified as a particular offence type at the initial recording of that offence. However, upon investigation, it may later become apparent that an alternative offence type should be used. In this event, the record is amended to reflect this. Re-classification on the basis of court proceedings only occurs in relation to homicide offences. A murder offence is reclassified as manslaughter when a charge of manslaughter commences or when a murder charge results in a conviction for manslaughter. It is also possible, though more rare, that an incident originally classified as manslaughter may be re-classified as murder. Also, a re-classification to a homicide offence occurs when, for example, a serious assault has been recorded and, some time later, the victim dies as a consequence of the assault.

General counting rules Crime counting rules are applied to all criminal offences for the purposes of the statistics. The following are the main rules relevant to the quarterly figures:

Primary Offence Rule: Where two or more criminal offences are disclosed in a single episode, it is the primary criminal offence that is counted. The primary offence is that offence which the greater penalty may apply. Where offences have similar penalties, offences against the person take precedence over offences against property for the purpose of determining the primary offence.

One Offence Counts Per Victim: One offence counts per victim involved with the exceptions of cheque/credit card fraud and burglary. Under certain circumstances, the cheque/credit card exception necessitates that a series of these offences counts as one crime where the originating bank ultimately suffers the loss. The burglary exception dictates that one burglary offence is counted where property belonging to two or more victims is stolen (or damaged) during a single burglary.

Continuous Series Involving the Same Victim and Same Offender: A continuous series of offences against the same victim involving the same offender counts as one offence.

ICCSq Offence Groups

01 Homicide offences	01a	Murder	Murder
	01b	Manslaughter	Manslaughter
	01c	Infanticide	Infanticide
	01d	Dangerous driving leading to death	Manslaughter (traffic fatality) Dangerous driving causing death
02 Sexual offences	02a	Rape of a male or female	Rape of a male or female Rape Section 4
	02b	Defilement of a boy or girl less than 17 years old	Unlawful carnal knowledge / Criminal law (Sexual Offences Act) 2006 Buggery
	02c	Sexual offence involving mentally impaired person	Sexual offence involving mentally impaired person
	02d	Aggravated sexual assault	Aggravated sexual assault
	02e	Sexual assault (not aggravated)	Sexual assault
	02f	Other sexual offences	Incest Child pornography offences Child pornography – obstruction of warrant Gross indecency
03 Attempts or threats to murder, assaults, harassments and related offences	03a	Murder-attempt	Murder-attempt
	03b	Murder-threat	Murder-threat
	03c	Assault causing harm, poisoning	Assault causing harm Poisoning
	03d	Other assault	Assault or obstruction of Garda/official, resisting arrest Minor assault
	03e	Harassment and related offences	Coercion Harassment, stalking, threats Demanding payment of debt causing alarm Housing Act Menacing phone calls Incitement to hatred offences
04 Dangerous or negligent acts	04a	Dangerous driving causing serious bodily harm	Dangerous driving causing serious bodily harm
	04b	Driving/In charge of a vehicle while over legal alcohol limit	Driving/In charge of a vehicle while over legal alcohol limit
	04c	Driving/In charge of a vehicle under the influence of drugs	Driving/In charge of a vehicle under the influence of drugs
	04f	Endangerment with potential for serious harm or death	Endangerment with potential for serious harm or death
	04g	Abandoning a child, child neglect and cruelty	Abandoning a child, child neglect and cruelty
	04h	Unseaworthy/dangerous use of boat or ship	Unseaworthy/dangerous use of boat or ship
	04i	False alarm/interference with aircraft or air transport facilities	False alarm/interference with aircraft or air transport facilities
	04j	Endangering traffic offences	Endangering traffic offences
05 Kidnapping and related offences	05a	False imprisonment	False imprisonment
	05b	Abduction of person under 16 years of age	Abduction of person under 16 years of age
	05c	Human trafficking offences	Human trafficking offences

06 Robbery, extortion and hijacking offences	06a	Robbery of an establishment or institution	Robbery of an establishment or institution
	06b	Robbery of cash or goods in transit	Robbery of cash or goods in transit
	06c	Robbery from the person	Robbery from the person
	06d	Blackmail or extortion	Blackmail or extortion
	06e	Carjacking, hijacking/unlawful seizure of aircraft/vessel	Carjacking, hijacking/unlawful seizure of aircraft/vessel
07 Burglary and related offences	07a	Aggravated burglary	Aggravated burglary
	07b	Burglary (not aggravated)	Burglary (not aggravated)
	07c	Possession of an article (with intent to burgle, steal, demand)	Possession of an article (with intent to burgle, steal, demand)
08 Theft and related Offences	08a	Theft/Taking of vehicle and related offences	Theft/Unauthorised taking of vehicle Interfering with vehicle (with intent to steal item or vehicle)
	08b	Theft from person	Theft from person
	08c	Theft from shop	Theft from shop
	08d	Other thefts, handling stolen property	Theft from vehicle Theft/ Unauthorised taking of a pedal cycle Theft of, or interference with, mail Handling or possession of stolen property Theft of other property
09 Fraud, deception and related offences	09a	Fraud, deception and related offences	Fraud, deception, false pretence offences Forging an instrument to defraud Possession of an article for use in fraud, deception or extortion Falsification of accounts Offences under the Companies Act Offences under the Investment Intermediaries Act Offences under the Stock Exchange Act Money laundering Embezzlement Fraud against the European Union Importation/Sale/Supply of tobacco Counterfeiting notes and coins Counterfeiting of goods Bad debts criminal (Debtors Ireland) Corruption (involving public office)
10 Controlled drug offences	10a	Importation of drugs	Importation of drugs
	10b	Cultivation or manufacture of drugs	Cultivation or manufacture of drugs
	10c	Possession of drugs for sale or supply	Possession of drugs for sale or supply
	10d	Possession of drugs for personal use	Possession of drugs for personal use
	10e	Other drug offences	Forged or altered prescription offences obstruction under the Drugs Act
11 Weapons and explosives offences	11a	Explosives, chemical weapons offences	Causing an explosion Making of explosives Possession of explosives Chemical weapons offences
	11b	Discharging a firearm	Discharging a firearm
	11c	Possession of a firearm	Possession of a firearm
	11d	Offensive weapons offences (nec)	Possession of offensive weapons (not firearms)
	11e	Fireworks offences	Fireworks offences (for sale, igniting etc.)

12 Damage to property and to the environment	12a Arson	Arson
	12b Criminal damage (not arson)	Criminal damage (not arson)
	12c Litter offences	Litter offences
13 Public order and other social code offences	13a Disorderly conduct	Affray/Riot/Violent disorder Public order offences Drunkenness offences Air rage-disruptive or drunken behaviour on aircraft
	13b Trespass offences	Forcible entry and occupation (not burglary) Trespass on lands or enclosed areas
	13c Liquor licensing offences	Liquor licensing offences Registered clubs offences Special restaurant offences Provision of intoxicating liquor to under 18 year olds Purchase or consumption of alcohol by under 18 year olds Sale of intoxicating liquor to under 18 year olds
	13d Prostitution offences	Brothel keeping Organisation of prostitution Prostitution, including soliciting etc.
	13e Regulated betting or money, collection or trading offences	Offences under the Betting Acts Collecting money without permit, unauthorised collection Offences under Gaming and Lotteries Acts Permit/License offences for casual/street trading
	13f Other social code offences (nec)	Allowing a child (under 16 years) to beg Bigamy Bestiality Indecency Begging
15 Offences against Government, justice procedures and organisation of crime	15a Offences against government and its agents (nec)	Treason Breaches of Offences Against the State Acts Breaches of Official Secrets Act Impersonating member of An Garda Síochána Electoral offences including personation Public mischief-annoying phone calls, wasting police time Criminal Assets Bureau offences Non compliance with Garda direction
	15b Organisation of crime and conspiracy to commit crime	Criminal organisation offences (organised crime) Conspiracy to commit a crime
	15c Perverting the course of justice	Perjury Interfering with a jury (embracery) Assisting offenders Public mischief, pervert course of justice, conceal offence

**15 Offences against
Government,
justice procedures
and organisation
of crime
(contd)**

15d Offences while in custody,
breach of court orders

Escape or help to escape from custody
Prison offences
Breach of Domestic Violence Order
(protection, safety, barring)
Breach of order under Family Law Act
Breach of bail
Failure to comply under Sex Offenders Act
Other failure to comply with court order,
jury summons, warrant etc.