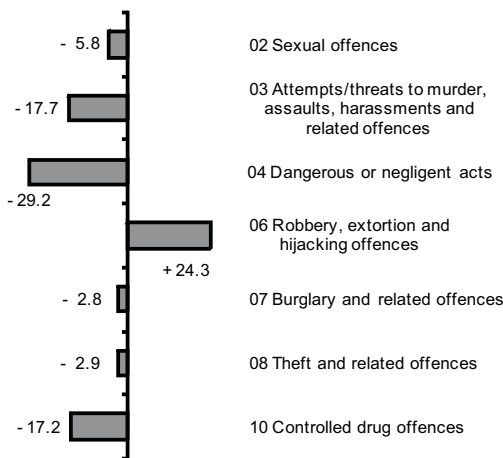


## Recorded Crime Quarter 1 2010

**Figure 1: Percentage change between Q1 2009 and Q1 2010 for selected offence groups**



### Drug offences fall by almost a fifth in Quarter 1

When comparing Quarter 1 2010 (Q1 2010) with Quarter 1 2009, Group 10 *Controlled Drug Offences* decreased by 17.2%. There are also notable decreases in Group 03 *Attempts or Threats to Murder, Assaults, Harassments and Related Offences* (-17.7%), Group 04 *Dangerous or Negligent Acts* (-29.2%) and Group 15 *Offences against Government, Justice Procedures and Organisation of Crime* (-32.0%).

Group 06 *Robbery, Extortion and Hijacking Offences* increased by 24.3% in this time period. See figure 1.

When comparing the 12-month period ending in Q1 2010 with that ending in Q1 2009 an increase of over 9% was observed in the number of recorded Group 07 *Burglary and Related Offences*, while recorded Group 10 *Controlled Drug Offences* decreased by almost 12%, and recorded offences in Group 04 *Dangerous or Negligent Acts* decreased by almost 24%.

### Group 01 - Homicides

There were 16 recorded *Murder* offences in Q1 2010, an increase of 1 on the same quarter in 2009. For the 12-month period ending in Q1 2010, there was an increase (+5.8%) in the number of *Murder* offences recorded, from 52 to 55, when compared with the same period ending in Q1 2009. The decrease in the number of *Dangerous driving leading to death* offences from 9 in Q1 2009 to 2 in Q1 2010 may be due to the fact that all road collision investigations for this period have not yet concluded, which will result in some being reclassified as homicide. Figure 2 provides an indication of the trends in the annualised (i.e. the 12-month running total to the end of a quarter) figures for all offence types within this group.

### Group 02 - Sexual Offences

The number of offences in this group decreased slightly from 449 in Q1 2009 to 423 in Q1 2010. However, when considering the 12-month period ending in Q1 2010, there were 896 reported *Sexual assault (not aggravated)* offences, a rise of 6.2% on the 844 offences recorded for the corresponding period ending in Q1 2009.

### Group 03 - Attempts/Threats to Murder, Assaults, Harassments and Related Offences

The number of *Murder-threats* increased by over 60% from 53 in Q1 2009 to 85 in Q1 2010. *Harassment and related offences* fell from 675 to 564 between Q1 2009 and the corresponding quarter in 2010. The largest number of offences in this group were recorded under *Other assault*, which fell from 12,284 in the 12-month period ending in March 2009 to 11,102 in the 12-months ending in March 2010.

### Group 04 - Dangerous or Negligent Acts

In Q1 2010, recorded *Dangerous or Negligent Acts* offences have decreased by almost 30% to 3,002 when compared with Q1 2009. This decrease mainly relates to *Driving/In charge of a vehicle while over legal alcohol limit* offences, which have decreased from 3,737 (Q1 2009) to 2,658 (Q1 2010), a decrease of 28.9%. When considering the twelve-month total for the period ending in Q1 2010, there were 14,305 recorded Group 04 offences. This is a decrease of 23.2% on the corresponding period ending in Q1 2009.

Published by the Central Statistics Office, Ireland.

Ardee Road  
Dublin 6  
Ireland

Sekhard Road  
Cork  
Ireland

LoCall: 1890 313 414 (ROI)  
0870 8760256 (UK/Nl)

Tel: +353 1 498 4000  
Fax: +353 1 498 4229

Tel: +353 21 453 5000  
Fax: +353 21 453 5294

Both offices may be contacted through any of these telephone numbers.

CSO on the Web: [www.cso.ie](http://www.cso.ie)  
and go to

People and Society: Crime and Justice

Director General: Gerard O'Hanlon

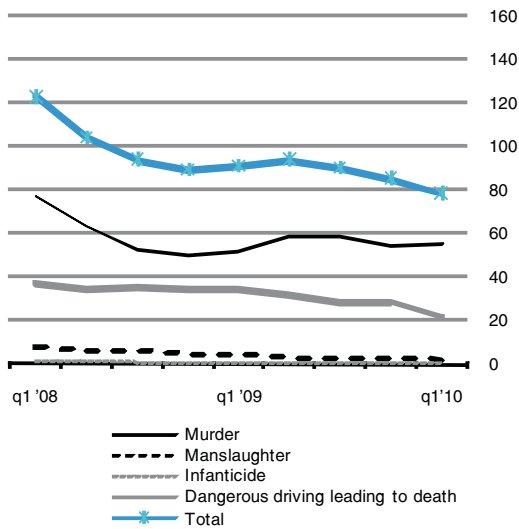
Enquiries:

Crime Statistics  
Crime Statistics Section,  
ext 5264, 5716  
Email [crime@cso.ie](mailto:crime@cso.ie)

Queries and Sales  
Information Section, ext 5021  
[information@cso.ie](mailto:information@cso.ie)

© Central Statistics Office  
The contents of this release may be quoted provided the source is given clearly and accurately. Reproduction for own or internal use is permitted.

**Figure 2: Annualised total homicide offences, Q1 2008 to Q1 2010**



### Group 05 - Kidnapping and Related Offences

It is important to note that a new offence type *Human trafficking offences* was added to this category, which will affect the total number of offences recorded in this group. Comparing figures for Q1 2009 with Q1 2010, *False imprisonment offences* fell from 27 to 19, while there were 43 recorded *Human trafficking offences* for the 12-month period ending in March 2010, compared with 18 for the 12-month period ending in March 2009.

### Group 06 - Robbery, Extortion and Hijacking Offences

The quarterly figure for *Robbery, Extortion and Hijacking Offences* rose by 24.3%, from 676 in Q1 2009 to 840 in Q1 2010. There were 1,478 recorded offences of *Robbery from the person* in the 12-month period ending in March 2010, a rise of 21.0% on the corresponding period ending in March 2009.

### Group 07 - Burglary and Related Offences

In Q1 2010, there were 5,991 recorded *Burglary (not aggravated)* offences representing a slight increase of 173 (-2.8%) on the number recorded in Q1 2009. *Aggravated burglary* offences decreased by over 8% between Q1 2009 and Q1 2010, from 97 to 89. For the 12-month period ending in Q1 2010, recorded *Burglary (not aggravated)* offences increased by 9.4% to 25,888 when compared with the corresponding period ending in Q1 2009. The annualised totals for *Burglary and Related Offences* are shown in *figure 3*.

### Group 08 - Theft and Related Offences

*Other thefts, handling stolen property* offences increased slightly from 9,391 in Q1 2009 to 9,523 in Q1 2010. The annualised figure for *Theft from person* decreased by 389 (-12.2%) from 3,182 to 2,793 in the 12-month period prior to the end of Q1 2010.

### Group 09 - Fraud, Deception and Related Offences

There were 1,187 recorded *Fraud, Deception and Related Offences* in Q1 2010. This is a decrease of 163 (-12.1%) on the same period in Q1 2009. In the 12-month period ending in Q1 2010, *Fraud, Deception and Related Offences* decreased by 10.8% when compared with the corresponding period ending in Q1 2009, from 5,358 to 4,780.

### Group 10 - Controlled Drug Offences

In Q1 2010, there were 5,626 recorded *Controlled Drug Offences*, a decrease of 17.2% on the Q1 2009 total. There were 3,432 recorded offences of *Possession of Drugs for Personal Use* offences in Q1 2010, a decrease of 21.3% on the corresponding figures in Q1 2009.

### Group 11 - Weapons and Explosives Offences

There were 860 offences in Group 11 – *Weapons and Explosives Offences*, in Q1 2010, a decrease of 11.1% on Q1 2009. *Offensive weapons offences (nec)* fell from 770 in Q1 2009 to 691 in Q1 2010, a decrease of over 10%. The number of *Fireworks offences* rose from 308 for the twelve-month period ending in Q1 2009 to 391 for the same period ending in Q1 2010, an increase of 26.9%.

### Group 12 - Damage to Property and to the Environment

Recorded *Arson* offences have decreased by 25.3% from 746 in Q1 2009 to 557 in Q1 2010. The largest number of offences recorded in this group was for *Criminal damage (not arson)*. These offences have decreased by 11.6% to 8,933 in Q1 2010.

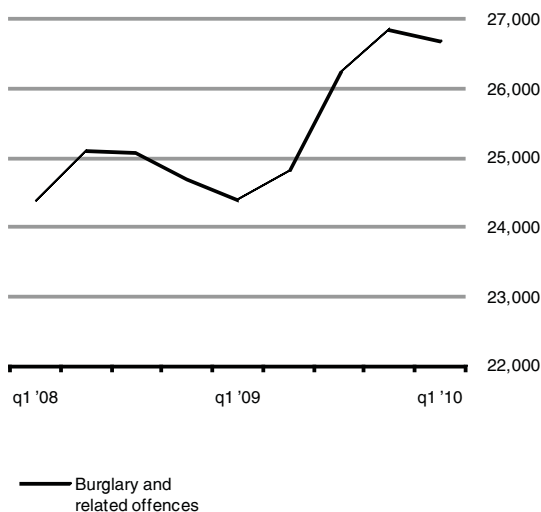
### Group 13 - Public Order and other Social Code Offences

Recorded *Public Order and Other Social Code Offences* fell by 11.0% from 13,773 in Q1 2009 to 12,257 in Q1 2010. The most frequently occurring offences in this group were under *Disorderly conduct*, which have fallen from 11,876 in Q1 2009 to 10,515 in Q1 2010. This is equivalent to approximately 116 *Disorderly conduct* offences a day in Q1 2010.

### Group 15 - Offences against Government, Justice Procedures and Organisation of Crime

There were 2,215 *Offences against Government, Justice Procedures and Organisation of Crime* recorded in Q1 2010, a decrease of 32.0% when compared with the same period in 2009.

**Figure 3: Annualised total burglary and related offences, Q1 2008 to Q1 2010**



## Tables

**Table 1 Recorded crime Incidents classified by offence group, Quarter 1 (Q1) and annualised total<sup>1</sup>, 2009 and 2010**

ICCSq offence group	Q1				Annualised total to Q1			
	2009	2010	Change	% Change	2009	2010	Change	% Change
<b>01 Homicide offences</b>	<b>25</b>	<b>18</b>	<b>- 7</b>	<b>- 28.0</b>	<b>91</b>	<b>78</b>	<b>- 13</b>	<b>- 14.3</b>
01a Murder	15	16	+ 1	+ 6.7	52	55	+ 3	+ 5.8
01b Manslaughter	1	0	- 1	-100.0	5	2	- 3	- 60.0
01c Infanticide	0	0	0	-	0	0	0	0.0
01d Dangerous driving leading to death	9	2	- 7	- 77.8	34	21	- 13	- 38.2
<b>02 Sexual offences</b>	<b>449</b>	<b>423</b>	<b>- 26</b>	<b>- 5.8</b>	<b>1,419</b>	<b>1,460</b>	<b>+ 41</b>	<b>+ 2.9</b>
02a Rape of a male or female	114	105	- 9	- 7.9	381	373	- 8	- 2.1
02b Defilement of a boy or girl less than 17 years old	45	26	- 19	- 42.2	96	85	- 11	- 11.5
02c Sexual offence involving mentally impaired person	2	2	0	-	8	8	0	0.0
02d Aggravated sexual assault	1	3	+ 2	+200.0	14	10	- 4	- 28.6
02e Sexual assault (not aggravated)	264	265	+ 1	+ 0.4	844	896	+ 52	+ 6.2
02f Other sexual offences	23	22	- 1	- 4.3	76	88	+ 12	+ 15.8
<b>03 Attempts or threats to murder, assaults, harassments and related offences</b>	<b>4,533</b>	<b>3,732</b>	<b>-801</b>	<b>- 17.7</b>	<b>18,931</b>	<b>17,367</b>	<b>-1,564</b>	<b>- 8.3</b>
03a Murder-attempt	2	1	- 1	- 50.0	12	6	- 6	- 50.0
03b Murder-threat	53	85	+ 32	+ 60.4	202	255	+ 53	+ 26.2
03c Assault causing harm, poisoning	894	802	- 92	- 10.3	3,765	3,625	-140	- 3.7
03d Other assault	2,909	2,280	-629	- 21.6	12,284	11,102	-1,182	- 9.6
03e Harassment and related offences	675	564	-111	- 16.4	2,668	2379	-289	- 10.8
<b>04 Dangerous or negligent acts</b>	<b>4,241</b>	<b>3,002</b>	<b>-1,239</b>	<b>- 29.2</b>	<b>18,638</b>	<b>14,305</b>	<b>-4,333</b>	<b>- 23.2</b>
04a Dangerous driving causing serious bodily harm	8	3	- 5	- 62.5	17	13	- 4	- 23.5
04b Driving/In charge of a vehicle while over legal alcohol limit	3,737	2,658	-1,079	- 28.9	16,853	12,698	-4,155	- 24.7
04c Driving/In charge of a vehicle under the influence of drugs	254	134	-120	- 47.2	848	765	- 83	- 9.8
04f Endangerment with potential for serious harm or death	25	8	- 17	- 68.0	63	49	- 14	- 22.2
04g Abandoning a child, child neglect and cruelty	147	132	- 15	- 10.2	595	516	- 79	- 13.3
04h Unseaworthy/dangerous use of boat or ship	0	0	0	-	1	3	+ 2	+200.0
04i False alarm/interference with aircraft or air transport facilities	6	1	- 5	- 83.3	39	16	- 23	- 59.0
04j Endangering traffic offences	64	66	+ 2	+ 3.1	222	245	+ 23	+ 10.4
<b>05 Kidnapping and related offences</b>	<b>40</b>	<b>27</b>	<b>- 13</b>	<b>- 32.5</b>	<b>99</b>	<b>131</b>	<b>+ 32</b>	<b>+ 32.3</b>
05a False imprisonment	27	19	- 8	- 29.6	72	75	+ 3	+ 4.2
05b Abduction of person under 16 years of age	2	3	+ 1	+ 50.0	9	13	+ 4	+ 44.4
05c Human trafficking offences	11	5	- 6	- 54.5	18	43	+ 25	+138.9
<b>06 Robbery, extortion and hijacking offences</b>	<b>676</b>	<b>840</b>	<b>+164</b>	<b>+ 24.3</b>	<b>2,320</b>	<b>2,649</b>	<b>+329</b>	<b>+ 14.2</b>
06a Robbery of an establishment or institution	331	325	- 6	- 1.8	933	1,022	+ 89	+ 9.5
06b Robbery of cash or goods in transit	6	4	- 2	- 33.3	28	22	- 6	- 21.4
06c Robbery from the person	309	478	+169	+ 54.7	1,221	1,478	+257	+ 21.0
06d Blackmail or extortion	5	4	- 1	- 20.0	20	21	+ 1	+ 5.0
06e Carjacking, hijacking/unlawful seizure of aircraft/vessel	25	29	+ 4	+ 16.0	118	106	- 12	- 10.2

<sup>1</sup> The annualised figure for a given quarter is the total number of crimes recorded in the 12 months prior to end of that quarter.

**Table 1 (contd.) Recorded crime incidents classified by offence group, Quarter 1 (Q1) and annualised total<sup>1</sup>, 2009 and 2010**

ICCSq offence group	Q1				Annualised total to Q1			
	2009	2010	Change	% Change	2009	2010	Change	% Change
<b>07 Burglary and related offences</b>	<b>6,343</b>	<b>6,165</b>	<b>-178</b>	<b>- 2.8</b>	<b>24,395</b>	<b>26,680</b>	<b>+2,285</b>	<b>+ 9.4</b>
07a Aggravated burglary	97	89	- 8	- 8.2	340	360	+ 20	+ 5.9
07b Burglary (not aggravated)	6,164	5,991	-173	- 2.8	23,661	25,888	+2,227	+ 9.4
07c Possession of an article (with intent to burgle, steal, demand)	82	85	+ 3	+ 3.7	394	432	+ 38	+ 9.6
<b>08 Theft and related Offences</b>	<b>18,670</b>	<b>18,132</b>	<b>-538</b>	<b>- 2.9</b>	<b>76,702</b>	<b>76,508</b>	<b>-194</b>	<b>- 0.3</b>
08a Theft/Taking of vehicle and related offences	3,586	2,877	-709	- 19.8	14,316	12,411	-1,905	- 13.3
08b Theft from person	657	754	+ 97	+ 14.8	3,182	2,793	-389	- 12.2
08c Theft from shop	5,036	4,978	- 58	- 1.2	20,345	20,619	+274	+ 1.3
08d Other thefts, handling stolen property	9,391	9,523	+132	+ 1.4	38,859	40,685	+1,826	+ 4.7
<b>09 Fraud, deception and related offences</b>	<b>1,350</b>	<b>1,187</b>	<b>-163</b>	<b>- 12.1</b>	<b>5,358</b>	<b>4,780</b>	<b>-578</b>	<b>- 10.8</b>
09a Fraud, deception and related offences	1,350	1,187	-163	- 12.1	5,358	4,780	-578	- 10.8
<b>10 Controlled drug offences</b>	<b>5,626</b>	<b>4,656</b>	<b>-970</b>	<b>- 17.2</b>	<b>23,790</b>	<b>21,014</b>	<b>-2,776</b>	<b>- 11.7</b>
10a Importation of drugs	18	9	- 9	- 50.0	65	37	- 28	- 43.1
10b Cultivation or manufacture of drugs	53	64	+ 11	+ 20.8	242	284	+ 42	+ 17.4
10c Possession of drugs for sale or supply	986	984	- 2	- 0.2	4,165	4,037	-128	- 3.1
10d Possession of drugs for personal use	4,359	3,432	-927	- 21.3	18,559	15,884	-2,675	- 14.4
10e Other drug offences	210	167	- 43	- 20.5	759	772	+ 13	+ 1.7
<b>11 Weapons and explosives offences</b>	<b>967</b>	<b>860</b>	<b>-107</b>	<b>- 11.1</b>	<b>4,053</b>	<b>3,943</b>	<b>-110</b>	<b>- 2.7</b>
11a Explosives, chemical weapons offences	11	8	- 3	- 27.3	55	43	- 12	- 21.8
11b Discharging a firearm	72	50	- 22	- 30.6	227	202	- 25	- 11.0
11c Possession of a firearm	103	94	- 9	- 8.7	467	409	- 58	- 12.4
11d Offensive weapons offences (nec)	770	691	- 79	- 10.3	2,996	2,898	- 98	- 3.3
11e Fireworks offences	11	17	+ 6	+ 54.5	308	391	+ 83	+ 26.9
<b>12 Damage to property and to the environment</b>	<b>10,910</b>	<b>9,540</b>	<b>-1,370</b>	<b>- 12.6</b>	<b>43,788</b>	<b>40,958</b>	<b>-2,830</b>	<b>- 6.5</b>
12a Arson	746	557	-189	- 25.3	2,374	2,823	+449	+ 18.9
12b Criminal damage (not arson)	10,108	8,933	-1,175	- 11.6	41,147	37,930	-3,217	- 7.8
12c Litter offences	56	50	- 6	- 10.7	267	205	- 62	- 23.2
<b>13 Public order and other social code offences</b>	<b>13,773</b>	<b>12,257</b>	<b>-1,516</b>	<b>- 11.0</b>	<b>60,204</b>	<b>55,798</b>	<b>-4,406</b>	<b>- 7.3</b>
13a Disorderly conduct	11,876	10,515	-1,361	- 11.5	52,096	48,065	-4,031	- 7.7
13b Trespass offences	888	780	-108	- 12.2	3,657	3,690	+ 33	+ 0.9
13c Liquor licensing offences	824	770	- 54	- 6.6	3,590	3,228	-362	- 10.1
13d Prostitution offences	29	26	- 3	- 10.3	128	90	- 38	- 29.7
13e Regulated betting or money, collection or trading offences	98	115	+ 17	+ 17.3	438	472	+ 34	+ 7.8
13f Other social code offences (nec)	58	51	- 7	- 12.1	295	253	- 42	- 14.2
<b>15 Offences against Government, justice procedures and organisation of crime</b>	<b>3,255</b>	<b>2,215</b>	<b>-1,040</b>	<b>- 32.0</b>	<b>13,311</b>	<b>10,538</b>	<b>-2,773</b>	<b>- 20.8</b>
15a Offences against government and its agents (nec)	180	83	- 97	- 53.9	452	496	+ 44	+ 9.7
15b Organisation of crime and conspiracy to commit crime	2	5	+ 3	+150.0	12	8	- 4	- 33.3
15c Perverting the course of justice	40	21	- 19	- 47.5	163	124	- 39	- 23.9
15d Offences while in custody, breach of court orders	3,033	2,106	-927	- 30.6	12,684	9,910	-2,774	- 21.9

<sup>1</sup> The annualised figure for a given quarter is the total number of crimes recorded in the 12 months prior to end of that quarter.

**Table 2.1a Recorded crime incidents, Group 01 to Group 05, Q1 2007 to Q4 2008**

ICCSq offence group	2007					2008				
	Q1	Q2	Q3	Q4	Total	Q1	Q2	Q3	Q4	Total
<b>01 Homicide offences</b>	<b>32</b>	<b>44</b>	<b>30</b>	<b>26</b>	<b>132</b>	<b>23</b>	<b>25</b>	<b>20</b>	<b>21</b>	<b>89</b>
01a Murder	13	22	22	20	77	13	8	12	17	50
01b Manslaughter	0	5	0	2	7	1	3	0	1	5
01c Infanticide	0	0	1	0	1	0	0	0	0	0
01d Dangerous driving leading to death	19	17	7	4	47	9	14	8	3	34
<b>02 Sexual offences</b>	<b>384</b>	<b>337</b>	<b>355</b>	<b>290</b>	<b>1,366</b>	<b>437</b>	<b>340</b>	<b>337</b>	<b>293</b>	<b>1,407</b>
02a Rape of a male or female	87	92	96	82	357	81	81	110	76	348
02b Defilement of a boy or girl less than 17 years old	25	15	21	11	72	25	16	17	18	76
02c Sexual offence involving mentally impaired person	6	2	2	2	12	1	3	0	3	7
02d Aggravated sexual assault	2	7	6	2	17	0	2	6	5	13
02e Sexual assault (not aggravated)	231	205	200	173	809	311	221	182	177	891
02f Other sexual offences	33	16	30	20	99	19	17	22	14	72
<b>03 Attempts or threats to murder, assaults, harassments and related offences</b>	<b>4,122</b>	<b>4,362</b>	<b>4,485</b>	<b>4,697</b>	<b>17,666</b>	<b>4,753</b>	<b>4,986</b>	<b>4,831</b>	<b>4,581</b>	<b>19,151</b>
03a Murder-attempt	1	0	2	2	5	0	3	6	1	10
03b Murder-threat	40	32	49	40	161	52	57	44	48	201
03c Assault causing harm, poisoning	923	997	988	1,003	3,911	979	996	901	974	3,850
03d Other assault	2,523	2,759	2,895	3,059	11,236	2,962	3,199	3,244	2,932	12,337
03e Harassment and related offences	635	574	551	593	2,353	760	731	636	626	2,753
<b>04 Dangerous or negligent acts</b>	<b>5,007</b>	<b>5,314</b>	<b>5,391</b>	<b>5,297</b>	<b>21,009</b>	<b>5,190</b>	<b>5,022</b>	<b>4,560</b>	<b>4,815</b>	<b>19,587</b>
04a Dangerous driving causing serious bodily harm	6	9	7	3	25	8	5	2	2	17
04b Driving/In charge of a vehicle while over legal alcohol limit	4,805	4,980	5,067	4,970	19,822	4,824	4,617	4,136	4,363	17,940
04c Driving/In charge of a vehicle under the influence of drugs	37	64	61	108	270	134	155	201	238	728
04f Endangerment with potential for serious harm/death	11	27	16	14	68	12	16	13	9	50
04g Abandoning a child, child neglect and cruelty	98	174	186	128	586	118	171	145	132	566
04h Unseaworthy/dangerous use of boat or ship	0	0	1	0	1	1	1	0	0	2
04i False alarm/interference with aircraft or air transport facilities	3	1	5	12	21	8	15	9	9	41
04j Endangering traffic offences	47	59	48	62	216	85	42	54	62	243
<b>05 Kidnapping and related offences</b>	<b>24</b>	<b>26</b>	<b>26</b>	<b>30</b>	<b>106</b>	<b>18</b>	<b>16</b>	<b>21</b>	<b>22</b>	<b>77</b>
05a False imprisonment	22	23	21	24	90	14	14	16	15	59
05b Abduction of person under 16 years of age	2	3	5	6	16	4	2	1	4	11
05c Human trafficking offences	n/a	n/a	n/a	n/a	n/a	n/a	n/a	4	3	7

**Table 2.1b Recorded crime incidents, Group 01 to Group 05, Q1 2009 to Q1 2010**

ICCSq offence group	2009					2010
	Q1	Q2	Q3	Q4	Total	Q1
<b>01 Homicide offences</b>	<b>25</b>	<b>28</b>	<b>16</b>	<b>16</b>	<b>85</b>	<b>18</b>
01a Murder	15	15	12	12	54	16
01b Manslaughter	1	1	0	1	3	0
01c Infanticide	0	0	0	0	0	0
01d Dangerous driving leading to death	9	12	4	3	28	2
<b>02 Sexual offences</b>	<b>449</b>	<b>387</b>	<b>344</b>	<b>306</b>	<b>1,486</b>	<b>423</b>
02a Rape of a male or female	114	92	98	78	382	105
02b Defilement of a boy or girl less than 17 years old	45	21	22	16	104	26
02c Sexual offence involving mentally impaired person	2	3	0	3	8	2
02d Aggravated sexual assault	1	3	2	2	8	3
02e Sexual assault (not aggravated)	264	241	204	186	895	265
02f Other sexual offences	23	27	18	21	89	22
<b>03 Attempts or threats to murder, assaults, harassments and related offences</b>	<b>4,533</b>	<b>4,700</b>	<b>4,731</b>	<b>4,204</b>	<b>18,168</b>	<b>3,732</b>
03a Murder-attempt	2	1	3	1	7	1
03b Murder-threat	53	54	57	59	223	85
03c Assault causing harm, poisoning	894	991	963	869	3,717	802
03d Other assault	2,909	3,021	3,090	2,711	11,731	2,280
03e Harassment and related offences	675	633	618	564	2,490	564
<b>04 Dangerous or negligent acts</b>	<b>4,241</b>	<b>4,243</b>	<b>3,730</b>	<b>3,330</b>	<b>15,544</b>	<b>3,002</b>
04a Dangerous driving causing serious bodily harm	8	4	5	1	18	3
04b Driving/In charge of a vehicle while over legal alcohol limit	3,737	3,771	3,288	2,981	13,777	2,658
04c Driving/In charge of a vehicle under the influence of drugs	254	255	215	161	885	134
04f Endangerment with potential for serious harm/death	25	11	17	13	66	8
04g Abandoning a child, child neglect and cruelty	147	135	140	109	531	132
04h Unseaworthy/dangerous use of boat or ship	0	2	1	0	3	0
04i False alarm/interference with aircraft or air transport facilities	6	6	7	2	21	1
04j Endangering traffic offences	64	59	57	63	243	66
<b>05 Kidnapping and related offences</b>	<b>40</b>	<b>37</b>	<b>40</b>	<b>27</b>	<b>144</b>	<b>27</b>
05a False imprisonment	27	19	20	17	83	19
05b Abduction of person under 16 years of age	2	1	5	4	12	3
05c Human trafficking offences	11	17	15	6	49	5

**Table 2.2a Recorded crime incidents, Group 06 to Group 12, Q1 2007 to Q4 2008**

ICCSq offence group	2007					2008				
	Q1	Q2	Q3	Q4	Total	Q1	Q2	Q3	Q4	Total
<b>06 Robbery, extortion and hijacking offences</b>	<b>573</b>	<b>468</b>	<b>565</b>	<b>565</b>	<b>2,171</b>	<b>655</b>	<b>552</b>	<b>567</b>	<b>525</b>	<b>2,299</b>
06a Robbery of an establishment or institution	241	150	185	238	814	267	193	182	227	869
06b Robbery of cash or goods in transit	7	4	2	7	20	4	5	12	5	26
06c Robbery from the person	304	300	356	296	1,256	354	316	333	263	1,266
06d Blackmail or extortion	6	6	4	4	20	7	6	6	3	22
06e Carjacking, hijacking/unlawful seizure of aircraft/vessel	15	8	18	20	61	23	32	34	27	116
<b>07 Burglary and related offences</b>	<b>5,878</b>	<b>5,087</b>	<b>5,798</b>	<b>6,840</b>	<b>23,603</b>	<b>6,632</b>	<b>5,839</b>	<b>5,747</b>	<b>6,466</b>	<b>24,684</b>
07a Aggravated burglary	63	46	74	72	255	82	83	63	97	325
07b Burglary (not aggravated)	5,742	4,974	5,638	6,698	23,052	6,438	5,651	5,555	6,291	23,935
07c Possession of an article (with intent to burgle, steal, demand)	73	67	86	70	296	112	105	129	78	424
<b>08 Theft and related offences</b>	<b>18,105</b>	<b>18,841</b>	<b>19,397</b>	<b>18,847</b>	<b>75,190</b>	<b>18,830</b>	<b>20,081</b>	<b>19,348</b>	<b>18,603</b>	<b>76,862</b>
08a Theft/Taking of vehicle and related offences	3,453	3,253	3,391	3,434	13,531	3,577	3,569	3,695	3,466	14,307
08b Theft from person	738	694	801	708	2,941	761	1,059	748	718	3,286
08c Theft from shop	4,506	4,702	4,671	4,986	18,865	4,789	5,105	5,039	5,165	20,098
08d Other thefts, handling stolen property	9,408	10,192	10,534	9,719	39,853	9,703	10,348	9,866	9,254	39,171
<b>09 Fraud, deception and related offences</b>	<b>1,560</b>	<b>1,304</b>	<b>1,485</b>	<b>1,509</b>	<b>5,858</b>	<b>1,402</b>	<b>1,435</b>	<b>1,317</b>	<b>1,256</b>	<b>5,410</b>
09a Fraud, deception and related offences	1,560	1,304	1,485	1,509	5,858	1,402	1,435	1,317	1,256	5,410
<b>10 Controlled drug offences</b>	<b>3,966</b>	<b>4,863</b>	<b>5,191</b>	<b>4,534</b>	<b>18,554</b>	<b>5,241</b>	<b>5,718</b>	<b>6,833</b>	<b>5,613</b>	<b>23,405</b>
10a Importation of drugs	15	10	13	16	54	20	12	18	17	67
10b Cultivation or manufacture of drugs	25	41	58	37	161	29	42	91	56	218
10c Possession of drugs for sale or supply	896	916	880	910	3,602	1,123	1,087	1,109	983	4,302
10d Possession of drugs for personal use	2,849	3,691	4,062	3,406	14,008	3,893	4,396	5,431	4,373	18,093
10e Other drug offences	181	205	178	165	729	176	181	184	184	725
<b>11 Weapons and explosives offences</b>	<b>734</b>	<b>829</b>	<b>920</b>	<b>1,112</b>	<b>3,595</b>	<b>930</b>	<b>950</b>	<b>1,027</b>	<b>1,109</b>	<b>4,016</b>
11a Explosives, chemical weapons offences	5	9	6	6	26	6	10	14	20	50
11b Discharging a firearm	89	79	84	74	326	69	49	56	50	224
11c Possession of a firearm	91	111	102	120	424	93	123	149	92	457
11d Offensive weapons offences (nec)	545	629	708	695	2,577	753	761	778	687	2,979
11e Fireworks offences	4	1	20	217	242	9	7	30	260	306
<b>12 Damage to property and to the environment</b>	<b>10,747</b>	<b>10,775</b>	<b>10,613</b>	<b>11,150</b>	<b>43,285</b>	<b>11,748</b>	<b>11,332</b>	<b>10,655</b>	<b>10,891</b>	<b>44,626</b>
12a Arson	394	547	487	570	1,998	527	577	542	509	2,155
12b Criminal damage (not arson)	10,306	10,169	10,080	10,532	41,087	11,154	10,673	10,054	10,312	42,193
12c Litter offences	47	59	46	48	200	67	82	59	70	278



**Table 2.2b Recorded crime incidents, Group 06 to Group 12, Q1 2009 to Q1 2010**

ICCSq offence group	2009					2010
	Q1	Q2	Q3	Q4	Total	Q1
<b>06 Robbery, extortion and hijacking offences</b>	<b>676</b>	<b>575</b>	<b>589</b>	<b>645</b>	<b>2,485</b>	<b>840</b>
06a Robbery of an establishment or institution	331	240	194	263	1,028	325
06b Robbery of cash or goods in transit	6	3	6	9	24	4
06c Robbery from the person	309	303	352	345	1,309	478
06d Blackmail or extortion	5	3	5	9	22	4
06e Carjacking, hijacking/unlawful seizure of aircraft/vessel	25	26	32	19	102	29
<b>07 Burglary and related offences</b>	<b>6,343</b>	<b>6,234</b>	<b>7,194</b>	<b>7,087</b>	<b>26,858</b>	<b>6,165</b>
07a Aggravated burglary	97	83	92	96	368	89
07b Burglary (not aggravated)	6,164	6,026	6,989	6,882	26,061	5,991
07c Possession of an article (with intent to burgle, steal, demand)	82	125	113	109	429	85
<b>08 Theft and related offences</b>	<b>18,670</b>	<b>19,988</b>	<b>20,011</b>	<b>18,377</b>	<b>77,046</b>	<b>18,132</b>
08a Theft/Taking of vehicle and related offences	3,586	3,357	3,256	2,921	13,120	2,877
08b Theft from person	657	662	654	723	2,696	754
08c Theft from shop	5,036	5,370	5,146	5,125	20,677	4,978
08d Other thefts, handling stolen property	9,391	10,599	10,955	9,608	40,553	9,523
<b>09 Fraud, deception and related offences</b>	<b>1,350</b>	<b>1,310</b>	<b>1,178</b>	<b>1,105</b>	<b>4,943</b>	<b>1,187</b>
09a Fraud, deception and related offences	1,350	1,310	1,178	1,105	4,943	1,187
<b>10 Controlled drug offences</b>	<b>5,626</b>	<b>5,790</b>	<b>5,993</b>	<b>4,575</b>	<b>21,984</b>	<b>4,656</b>
10a Importation of drugs	18	8	9	11	46	9
10b Cultivation or manufacture of drugs	53	65	80	75	273	64
10c Possession of drugs for sale or supply	986	1,055	1,077	921	4,039	984
10d Possession of drugs for personal use	4,359	4,443	4,615	3,394	16,811	3,432
10e Other drug offences	210	219	212	174	815	167
<b>11 Weapons and explosives offences</b>	<b>967</b>	<b>931</b>	<b>1,015</b>	<b>1,137</b>	<b>4,050</b>	<b>860</b>
11a Explosives, chemical weapons offences	11	7	15	13	46	8
11b Discharging a firearm	72	67	55	30	224	50
11c Possession of a firearm	103	101	110	104	418	94
11d Offensive weapons offences (nec)	770	750	811	646	2,977	691
11e Fireworks offences	11	6	24	344	385	17
<b>12 Damage to property and to the environment</b>	<b>10,910</b>	<b>10,893</b>	<b>10,640</b>	<b>9,885</b>	<b>42,328</b>	<b>9,540</b>
12a Arson	746	779	808	679	3,012	557
12b Criminal damage (not arson)	10,108	10,042	9,790	9,165	39,105	8,933
12c Litter offences	56	72	42	41	211	50

**Table 2.3a Recorded crime incidents, Group 13 and Group 15, Q1 2007 to Q4 2008**

ICCSq offence group	2007					2008				
	Q1	Q2	Q3	Q4	Total	Q1	Q2	Q3	Q4	Total
<b>13 Public order and other social code offences</b>	<b>13,784</b>	<b>15,332</b>	<b>15,797</b>	<b>15,673</b>	<b>60,586</b>	<b>15,391</b>	<b>15,722</b>	<b>15,825</b>	<b>14,884</b>	<b>61,822</b>
13a Disorderly conduct	11,431	12,842	13,251	13,676	51,200	13,201	13,503	13,698	13,019	53,421
13b Trespass offences	660	795	806	741	3,002	906	1,029	965	775	3,675
13c Liquor licensing offences	1,200	1,369	1,480	987	5,036	1,078	956	955	855	3,844
13d Prostitution offences	30	35	22	22	109	37	48	18	33	136
13e Regulated betting/money collection/trading offences	121	161	122	134	538	75	108	116	116	415
13f Other social code offences (nec)	342	130	116	113	701	94	78	73	86	331
<b>15 Offences against Government, justice procedures and organisation of crime</b>	<b>2,953</b>	<b>2,722</b>	<b>2,630</b>	<b>2,698</b>	<b>11,003</b>	<b>3,234</b>	<b>3,520</b>	<b>3,660</b>	<b>2,876</b>	<b>13,290</b>
15a Offences against government and its agents (nec)	108	80	134	80	402	123	125	72	75	395
15b Organisation of crime and conspiracy to commit crime	2	3	4	1	10	2	4	3	3	12
15c Perverting the course of justice	57	39	43	54	193	47	39	43	41	170
15d Offences while in custody, breach of court orders	2,786	2,600	2,449	2,563	10,398	3,062	3,352	3,542	2,757	12,713

10

**Table 2.3b Recorded crime incidents, Group 13 and Group 15, Q1 2009 to Q1 2010**

ICCSq offence group	2009					2010
	Q1	Q2	Q3	Q4	Total	Q1
<b>13 Public order and other social code offences</b>	<b>13,773</b>	<b>14,928</b>	<b>14,747</b>	<b>13,866</b>	<b>57,314</b>	<b>12,257</b>
13a Disorderly conduct	11,876	12,899	12,737	11,914	49,426	10,515
13b Trespass offences	888	998	988	924	3,798	780
13c Liquor licensing offences	824	833	816	809	3,282	770
13d Prostitution offences	29	21	17	26	93	26
13e Regulated betting/money collection/trading offences	98	96	130	131	455	115
13f Other social code offences (nec)	58	81	59	62	260	51
<b>15 Offences against Government, justice procedures and organisation of crime</b>	<b>3,255</b>	<b>3,087</b>	<b>2,738</b>	<b>2,498</b>	<b>11,578</b>	<b>2,215</b>
15a Offences against government and its agents (nec)	180	134	137	142	593	83
15b Organisation of crime and conspiracy to commit crime	2	3	0	0	5	5
15c Perverting the course of justice	40	38	36	29	143	21
15d Offences while in custody, breach of court orders	3,033	2,912	2,565	2,327	10,837	2,106

## Background Notes

**Introduction** The Crime Incidents, Quarter 1, 2010 release provides provisional figures for the number of offences recorded by An Garda Síochána, based on the Irish Crime Classification System (ICCS) but excluding elements of Group 4 (*Dangerous or Negligent Acts*), and all of Groups 14 (*Road and Traffic Offences (Not Elsewhere Classified or nec)*) and 16 (*Offences Not Elsewhere Classified*). Figures are provided from Quarter 1, 2007 to Quarter 1, 2010. The information supplied in this report refers only to crime incidents known to An Garda Síochána and recorded as such in the Garda PULSE (Police Using Leading Systems Effectively) system. Because of timing issues with respect to the extraction of data, figures may be revised subsequent to this publication.

**Crime recording** Incidents reported or which become known to members of An Garda Síochána are recorded when, on the balance of probability, a Garda determines that a criminal offence defined by law has taken place, and there is no credible evidence to the contrary. If it is subsequently determined that a criminal offence did not take place, the criminal offence recorded is invalidated and is not counted in the statistics. If a person makes a report and subsequently withdraws it by stating that the criminal act did not take place, then this too is invalidated unless there is evidence to suggest that, by reasonable probability, the offence has taken place.

For criminal offences where victim confirmation is required (e.g. assault, fraud), a criminal offence is recorded only where the victim confirms the offence or where there is evidence to suggest that by reasonable probability it occurred. Another important feature of a recorded offence is that it is based on the date reported to, or that it became known to, the Gardaí. This has major implications for some offence types. Notable amongst these are sexual offences, as it has often been the case that such incidents have been reported to An Garda Síochána many years (sometimes decades) after the event(s). Thus a sexual assault, which occurred in 1960, would be included in the statistics for 2006 if it was first reported in that year.

**Crime classification** A criminal offence is classified as a particular offence type at the initial recording of that offence. However, upon investigation, it may later become apparent that an alternative offence type should be used. In this event, the record is amended to reflect this. Re-classification on the basis of court proceedings only occurs in relation to homicide offences. A murder offence is reclassified as manslaughter when a charge of manslaughter commences or when a murder charge results in a conviction for manslaughter. It is also possible, though more rare, that an incident originally classified as manslaughter may be re-classified as murder. Also, a re-classification to a homicide offence occurs when, for example, a serious assault has been recorded and, some time later, the victim dies as a consequence of the assault.

**General counting rules** Crime counting rules are applied to all criminal offences for the purposes of the statistics. The following are the main rules relevant to the quarterly figures:

**Primary Offence Rule:** Where two or more criminal offences are disclosed in a single episode, it is the primary criminal offence that is counted. The primary offence is that offence which the greater penalty may apply. Where offences have similar penalties, offences against the person take precedence over offences against property for the purpose of determining the primary offence.

**One Offence Counts Per Victim:** One offence counts per victim involved with the exceptions of cheque or credit card fraud and burglary. Under certain circumstances, the cheque or credit card exception necessitates that a series of these offences counts as one crime where the originating bank ultimately suffers the loss. The burglary exception dictates that one burglary offence is counted where property belonging to two or more victims is stolen (or damaged) during a single burglary.

**Continuous Series Involving the Same Victim and Same Offender:** A continuous series of offences against the same victim involving the same offender counts as one offence.

## ICCSq Offence Groups

<b>01 Homicide offences</b>	01a	Murder	Murder
	01b	Manslaughter	Manslaughter
	01c	Infanticide	Infanticide
	01d	Dangerous driving leading to death	Manslaughter (traffic fatality) Dangerous driving causing death
<b>02 Sexual offences</b>	02a	Rape of a male or female	Rape of a male or female Rape Section 4
	02b	Defilement of a boy or girl less than 17 years old	Unlawful carnal knowledge / Criminal law (Sexual Offences Act) 2006 Buggery
	02c	Sexual offence involving mentally impaired person	Sexual offence involving mentally impaired person
	02d	Aggravated sexual assault	Aggravated sexual assault
	02e	Sexual assault (not aggravated)	Sexual assault
	02f	Other sexual offences	Incest Child pornography offences Child pornography – obstruction of warrant Gross indecency
<b>03 Attempts or threats to murder, assaults, harassments and related offences</b>	03a	Murder-attempt	Murder-attempt
	03b	Murder-threat	Murder-threat
	03c	Assault causing harm, poisoning	Assault causing harm Poisoning
	03d	Other assault	Assault or obstruction of Garda/official, resisting arrest Minor assault
	03e	Harassment and related offences	Coercion Harassment, stalking, threats Demanding payment of debt causing alarm Menacing phone calls Incitement to hatred offences
<b>04 Dangerous or negligent acts</b>	04a	Dangerous driving causing serious bodily harm	Dangerous driving causing serious bodily harm
	04b	Driving/In charge of a vehicle while over legal alcohol limit	Driving/In charge of a vehicle while over legal alcohol limit
	04c	Driving/In charge of a vehicle under the influence of drugs	Driving/In charge of a vehicle under the influence of drugs
	04f	Endangerment with potential for serious harm or death	Endangerment with potential for serious harm or death
	04g	Abandoning a child, child neglect and cruelty	Abandoning a child, child neglect and cruelty
	04h	Unseaworthy/dangerous use of boat or ship	Unseaworthy/dangerous use of boat or ship
	04i	False alarm/interference with aircraft or air transport facilities	False alarm/interference with aircraft or air transport facilities
04j	Endangering traffic offences	Endangering traffic offences	
<b>05 Kidnapping and related offences</b>	05a	False imprisonment	False imprisonment
	05b	Abduction of person under 16 years of age	Abduction of person under 16 years of age
	05c	Human trafficking offences	Human trafficking offences

<b>06 Robbery, extortion and hijacking offences</b>	06a	Robbery of an establishment or institution	Robbery of an establishment or institution
	06b	Robbery of cash or goods in transit	Robbery of cash or goods in transit
	06c	Robbery from the person	Robbery from the person
	06d	Blackmail or extortion	Blackmail or extortion
	06e	Carjacking, hijacking/unlawful seizure of aircraft/vessel	Carjacking, hijacking/unlawful seizure of aircraft/vessel
<b>07 Burglary and related offences</b>	07a	Aggravated burglary	Aggravated burglary
	07b	Burglary (not aggravated)	Burglary (not aggravated)
	07c	Possession of an article (with intent to burgle, steal, demand)	Possession of an article (with intent to burgle, steal, demand)
<b>08 Theft and related Offences</b>	08a	Theft/Taking of vehicle and related offences	Theft/Unauthorised taking of vehicle Interfering with vehicle (with intent to steal item or vehicle)
	08b	Theft from person	Theft from person
	08c	Theft from shop	Theft from shop
	08d	Other thefts, handling stolen property	Theft from vehicle Theft/ Unauthorised taking of a pedal cycle Theft of, or interference with, mail Handling or possession of stolen property Theft of other property
<b>09 Fraud, deception and related offences</b>	09a	Fraud, deception and related offences	Fraud, deception, false pretence offences Forging an instrument to defraud Possession of an article for use in fraud, Falsification of accounts Offences under the Companies Act Offences under the Investment Intermediaries Offences under the Stock Exchange Act Money laundering Embezzlement Fraud against the European Union Importation/Sale/Supply of tobacco Counterfeiting notes and coins Bad debts criminal (Debtors Ireland) Corruption (involving public office holder)
<b>10 Controlled drug offences</b>	10a	Importation of drugs	Importation of drugs
	10b	Cultivation or manufacture of drugs	Cultivation or manufacture of drugs
	10c	Possession of drugs for sale or supply	Possession of drugs for sale or supply
	10d	Possession of drugs for personal use	Possession of drugs for personal use
	10e	Other drug offences	Forged or altered prescription offences obstruction under the Drugs Act
<b>11 Weapons and explosives offences</b>	11a	Explosives, chemical weapons offences	Causing an explosion Making of explosives Possession of explosives Chemical weapons offences
	11b	Discharging a firearm	Discharging a firearm
	11c	Possession of a firearm	Possession of a firearm
	11d	Offensive weapons offences (nec)	Possession of offensive weapons (not firearms)
	11e	Fireworks offences	Fireworks offences (for sale, igniting etc.)

<b>12 Damage to property and to the environment</b>	12a Arson	Arson
	12b Criminal damage (not arson)	Criminal damage (not arson)
	12c Litter offences	Litter offences
<b>13 Public order and other social code offences</b>	13a Disorderly conduct	Affray/Riot/Violent disorder Public order offences Drunkenness offences Air rage-disruptive or drunken behaviour on aircraft
	13b Trespass offences	Forcible entry and occupation (not burglary) Trespass on lands or enclosed areas
	13c Liquor licensing offences	Liquor licensing offences Registered clubs offences Special restaurant offences
	13d Prostitution offences	Brothel keeping Organisation of prostitution Prostitution, including soliciting etc.
	13e Regulated betting or money, collection or trading offences	Offences under the Betting Acts Collecting money without permit, unauthorised collection Offences under Gaming and Lotteries Acts Permit/License offences for casual/street trading
	13f Other social code offences (nec)	Allowing a child (under 16 years) to beg Bigamy Bestiality Indecency Begging
<b>15 Offences against Government, justice procedures and organisation of crime</b>	15a Offences against government and its agents (nec)	Treason Breaches of Offences Against the State Acts Breaches of Official Secrets Act Impersonating member of An Garda Síochána Electoral offences including personation Public mischief-annoying phone calls, wasting police time Criminal Assets Bureau offences Non compliance with Garda direction
	15b Organisation of crime and conspiracy to commit crime	Criminal organisation offences (organised crime) Conspiracy to commit a crime
	15c Perverting the course of justice	Perjury Interfering with a jury (embracery) Assisting offenders
	15d Offences while in custody, breach of court orders	Public mischief, pervert course of justice, Escape or help to escape from custody Prison offences Breach of Domestic Violence Order (protection, safety, barring) Breach of order under Family Law Act Breach of bail Failure to comply under Sex Offenders Act Other failure to comply with court order, jury