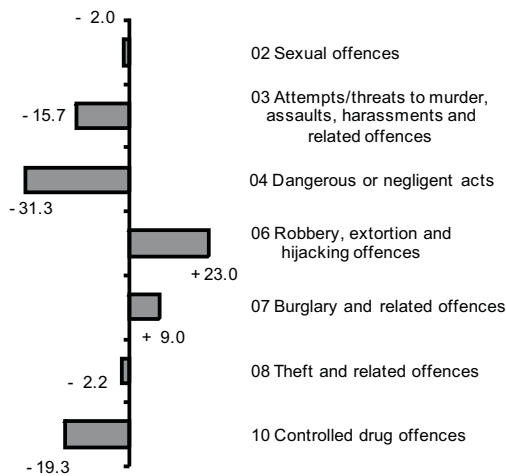




Recorded Crime

Quarter 4 2009

Figure 1: Percentage change between Q4 2008 and Q4 2009 for selected offence groups



Robberies rise by almost a quarter

When comparing Quarter 4 2009 (Q4 2009) with Quarter 4 2008, Group 06 *Robbery, Extortion and Hijacking Offences* increased by 23.0%. The only other offence groups which increased over this time period were Group 05 *Kidnapping and Related Offences* and Group 07 *Burglary and Related Offences*. There were notable decreases in Group 04 *Dangerous or Negligent Acts*, Group 10 *Controlled Drug Offences* and Group 15 *Offences against Government, Justice Procedures and Organisation of Crime*. See figure 1.

When comparing the annual figures for 2008 and 2009 a decrease of over a fifth (-20.8%) was observed in the number of recorded Group 04 *Dangerous or Negligent Acts Offences*.

Group 01 - Homicides

There were 12 recorded *Murder and Manslaughter* offences in Q4 2009, representing a decrease of 33.3% on the same quarter in 2008. When considering yearly totals, there was no increase in the number of *Murder and Manslaughter* offences recorded in 2009, when compared with 2008. For *Dangerous driving leading to death* offences, there was a decrease from 34 in 2008 to 25 in 2009. This may be due to the fact that all road collision investigations for this period have not yet concluded, which will result in some being reclassified as homicide. Figure 2 provides an indication of the trends in the annualised (i.e. the 12-month running total to the end of a quarter) figures for all offence types within this group.

Group 02 - Sexual Offences

The number of offences in this group decreased slightly from 293 in Q4 2008 to 287 in Q4 2009. However a full year comparison shows an increase of over 4% in *Sexual offences* from 1,407 in 2008 to 1,464 in 2009. *Rape of a male or female* offences rose by over 10%, from 342 to 377, in this 12 month period.

Group 03 - Attempts/Threats to Murder, Assaults, Harassments and Related Offences

The number of *Other Assaults* decreased by almost 16% from 2,932 in Q4 2008 to 2,466 in Q4 2009. *Harassment and related offences* fell from 626 to 525 between Q4 2008 and the corresponding quarter in 2009. In comparing the 12-month totals for 2008 and 2009 *Assault causing harm, poisoning* fell from 3,850 in 2008 to 3,630 in 2009.

Group 04 - Dangerous or Negligent Acts

In Q4 2009, recorded *Dangerous or Negligent Acts* offences decreased by over 31% to 3,308, when compared with Q4 2008. This decrease mainly relates to *Driving/In charge of a vehicle while over legal alcohol limit* offences, which decreased from 4,363 (Q4 2008) to 3,013 (Q4 2009). When considering the yearly total, there were 15,509 recorded Group 04 offences, representing a decrease of 20.8% on the 2008 figure.

For more information, contact Timothy Linehan at 021 453 5264 or Karina Kelleher at 021 453 5716

Published by the Central Statistics Office, Ireland.

Ardee Road Skehard Road
Dublin 6 Cork
Ireland Ireland

LoCall: 1890 313 414 (ROI)
0870 8760256 (UK/Nl)

Tel: +353 1 498 4000 Tel: +353 21 453 5000
Fax: +353 1 498 4229 Fax: +353 21 453 5294

Both offices may be contacted through any of these telephone numbers.

CSO on the Web: www.cso.ie
and go to

People and Society: Crime and Justice

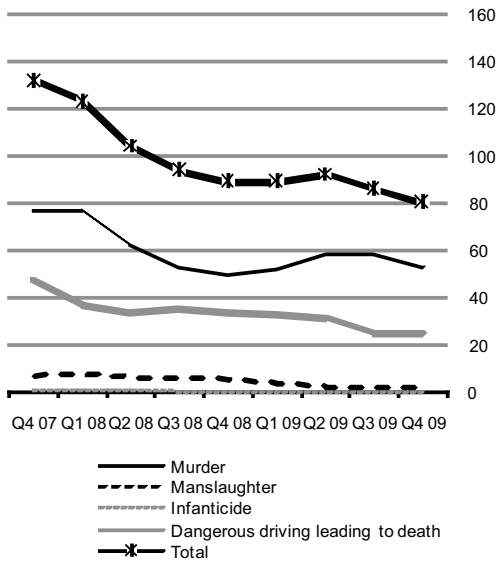
Director General: Gerard O'Hanlon

Enquiries:

Crime Statistics	Crime Statistics Section, ext 5264, 5716 Email crime@cso.ie
Queries and Sales	Information Section, ext 5021 information@cso.ie

© Central Statistics Office
The contents of this release may be quoted provided the source is given clearly and accurately. Reproduction for own or internal use is permitted.

Figure 2: Annualised total homicide offences, Q4 2007 to Q4 2009



Group 05 - Kidnapping and Related Offences

It is important to note that a new offence type *Human trafficking offences* was added to this category, which will affect the total number of offences recorded in this group. Comparing figures for 2008 with 2009, *False imprisonment offences* increased from 47 to 55, an increase of 17.0%.

Group 06 - Robbery, Extortion and Hijacking Offences

The quarterly figure for *Robbery, extortion and hijacking offences* rose by 23.0%, from 525 in Q4 2008 to 646 in Q4 2009. *Robbery from the person* offences rose by over a third (+33.5%) from 263 in Q4 2008 to 351 in Q4 2009. There were 1,028 recorded offences of *Robbery of an establishment or institution* in all of 2009, a rise of over 18% on the 2008 figure.

Group 07 - Burglary and Related Offences

In Q4 2009, there were 6,847 recorded *Burglary (not aggravated)* offences representing an increase of 556 (+8.8%) on the number recorded in Q4 2008. Possession of an article (with intent to burgle, steal, demand) offences increased by almost 39% between Q4 2008 and Q4 2009, from 78 to 108. In the year ending December 2009, recorded *Aggravated burglary* offences increased by 11.7% to 363 when compared with 2008. The annualised totals for *Burglary and related offences* have been increasing continuously since Q1 2009. See figure 3.

Group 08 - Theft and Related Offences

Theft/Taking of vehicle and related offences decreased from 3,466 in Q4 2008 to 2,908 in Q4 2009, a decrease of over 16%. The annual figure for *Theft from shop* rose by 517 (+2.6%) from 20,098 to 20,615 between 2008 and 2009.

Group 09 - Fraud, Deception and Related Offences

There were 1,072 recorded *Fraud, deception and related offences* in Q4 2009. This is a decrease of 184 (-14.6%) on the same period in Q4 2008. In 2009, *Fraud, deception and related offences* decreased by almost 10% when compared with 2008, from 5,410 to 4,890.

Group 10 - Controlled Drug Offences

In Q4 2009, there were 4,529 recorded *Controlled drug offences*, a decrease of 19.3% on the Q4 2008 total. There were 3,365 recorded offences of *Possession of drugs for personal use* offences in Q4 2009, a decrease of 23.1% on the corresponding figure in Q4 2008. The annual figure for *Cultivation or manufacture of drugs* rose by almost a quarter (+24.8%) between 2008 and 2009.

Group 11 - Weapons and Explosives Offences

There were 1,107 offences in Group 11- *Weapons and explosives offences*, in Q4 2009, a decrease of 0.2% on Q4 2008. *Possession of a firearm* offences rose from 92 in Q4 2008 to 101 in Q4 2009, an increase of 9.8%.

Group 12 - Damage to Property and to the Environment

Recorded *Arson* offences rose by 31.8% from 509 in Q4 2008 to 671 in Q4 2009. The largest number of offences recorded in this group was for *Criminal damage (not arson)*. The annual figure for these offences decreased by 7.6%, from 42,193 in 2008 to 38,985 in 2009.

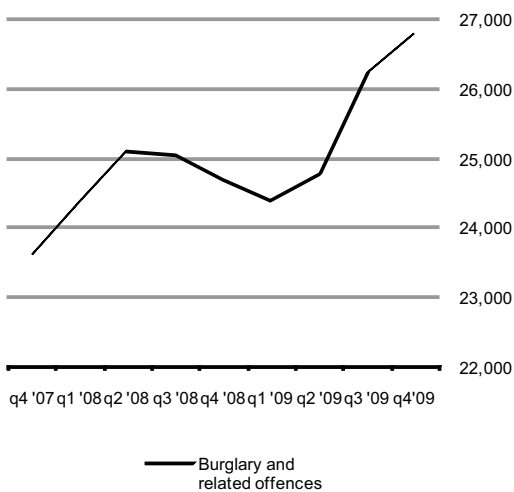
Group 13 - Public Order and other Social Code Offences

Recorded *Public order and other social code offences* fell by 8.5% from 14,884 in Q4 2008 to 13,624 in Q4 2009. The most frequently occurring offences in this group were under *Disorderly conduct*, which have fallen from 13,019 in Q4 2008 to 11,722 in Q4 2009. This is equivalent to approximately 130 *Disorderly conduct* offences a day in Q4 2009.

Group 15 - Offences against Government, Justice Procedures and Organisation of Crime

There were 2,004 *Offences against government, justice procedures and organisation of crime* recorded in Q4 2009, a decrease of over 30% when compared with the same period in 2008.

Figure 3: Annualised total burglary and related offences, Q4 2007 to Q4 2009



Tables

Table 1 Recorded crime offences classified by offence group, Quarter 4 (Q4) and annual total, 2008/2009

ICCSq offence group	Q4				Annual Total			
	2008	2009	Change	% Change	2008	2009	Change	% Change
01 Homicide offences	21	15	- 6	- 28.6	89	80	- 9	- 10.1
01a Murder	17	11	- 6	- 35.3	50	53	+ 3	+ 6.0
01b Manslaughter	1	1	0	0.0	5	2	- 3	- 60.0
01c Infanticide	0	0	0	-	0	0	0	-
01d Dangerous driving leading to death	3	3	0	0.0	34	25	- 9	- 26.5
02 Sexual offences	293	287	- 6	- 2.0	1,407	1,464	+ 57	+ 4.1
02a Rape of a male or female	74	73	- 1	- 1.4	342	377	+ 35	+ 10.2
02b Defilement of a boy or girl less than 17 years old	20	16	- 4	- 20.0	82	106	+ 24	+ 29.3
02c Sexual offence involving mentally impaired person	3	2	- 1	- 33.3	7	7	0	0.0
02d Aggravated sexual assault	5	2	- 3	- 60.0	13	7	- 6	- 46.2
02e Sexual assault (not aggravated)	177	175	- 2	- 1.1	891	885	- 6	- 0.7
02f Other sexual offences	14	19	+ 5	+ 35.7	72	82	+ 10	+ 13.9
03 Attempts or threats to murder, assaults, harassments and related offences	4,581	3,864	-717	- 15.7	19,151	17,635	-1,516	- 7.9
03a Murder-attempt	1	1	0	0.0	10	7	- 3	- 30.0
03b Murder-threat	48	58	+ 10	+ 20.8	201	220	+ 19	+ 9.5
03c Assault causing harm, poisoning	974	814	-160	- 16.4	3,850	3,630	-220	- 5.7
03d Other assault	2,932	2,466	-466	- 15.9	12,337	11,353	-984	- 8.0
03e Harassment and related offences	626	525	-101	- 16.1	2,753	2,425	-328	- 11.9
04 Dangerous or negligent acts	4,815	3,308	-1,507	- 31.3	19,587	15,509	-4,078	- 20.8
04a Dangerous driving causing serious bodily harm	2	1	- 1	- 50.0	17	15	- 2	- 11.8
04b Driving/In charge of a vehicle while over legal alcohol limit	4,363	3,013	-1,350	- 30.9	17,940	13,821	-4,119	- 23.0
04c Driving/In charge of a vehicle under the influence of drugs	238	122	-116	- 48.7	728	831	+103	+ 14.1
04f Endangerment with potential for serious harm or death	9	10	+ 1	+ 11.1	50	62	+ 12	+ 24.0
04g Abandoning a child, child neglect and cruelty	132	103	- 29	- 22.0	566	523	- 43	- 7.6
04h Unseaworthy/dangerous use of boat or ship	0	0	0	-	2	3	+ 1	+ 50.0
04i False alarm/interference with aircraft or air transport facilities	9	2	- 7	- 77.8	41	21	- 20	- 48.8
04j Endangering traffic offences	62	57	- 5	- 8.1	243	233	- 10	- 4.1
05 Kidnapping and related offences	22	24	+ 2	+ 9.1	77	139	+ 62	+ 80.5
05a False imprisonment	10	12	+ 2	+ 20.0	47	55	+ 8	+ 17.0
05b Abduction of person under 16 years of age	9	6	- 3	- 33.3	23	35	+ 12	+ 52.2
05c Human trafficking offences	3	6	+ 3	+100.0	7	49	+ 42	+600.0
06 Robbery, extortion and hijacking offences	525	646	+121	+ 23.0	2,299	2,486	+187	+ 8.1
06a Robbery of an establishment or institution	227	263	+ 36	+ 15.9	869	1,028	+159	+ 18.3
06b Robbery of cash or goods in transit	5	9	+ 4	+ 80.0	26	24	- 2	- 7.7
06c Robbery from the person	263	351	+ 88	+ 33.5	1,266	1,315	+ 49	+ 3.9
06d Blackmail or extortion	3	4	+ 1	+ 33.3	22	17	- 5	- 22.7
06e Carjacking, hijacking/unlawful seizure of aircraft/vessel	27	19	- 8	- 29.6	116	102	- 14	- 12.1

Table 1 (contd.) Recorded crime offences classified by offence group, Quarter 4 (Q4) and annual total, 2008/2009

ICCSq offence group	Q4				Annual total			
	2008	2009	Change	% Change	2008	2009	Change	% Change
07 Burglary and related offences	6,466	7,047	+581	+ 9.0	24,684	26,793	+2,109	+ 8.5
07a Aggravated burglary	97	92	- 5	- 5.2	325	363	+ 38	+ 11.7
07b Burglary (not aggravated)	6,291	6,847	+556	+ 8.8	23,935	26,002	+2,067	+ 8.6
07c Possession of an article (with intent to burgle, steal, demand)	78	108	+ 30	+ 38.5	424	428	+ 4	+ 0.9
08 Theft and related Offences	18,603	18,187	-416	- 2.2	76,863	76,849	- 14	- 0.0
08a Theft/Taking of vehicle and related offences	3,466	2,908	-558	- 16.1	14,307	13,105	-1,202	- 8.4
08b Theft from person	718	719	+ 1	+ 0.1	3,286	2,694	-592	- 18.0
08c Theft from shop	5,165	5,072	- 93	- 1.8	20,098	20,615	+517	+ 2.6
08d Other thefts, handling stolen property	9,254	9,488	+234	+ 2.5	39,172	40,435	+1,263	+ 3.2
09 Fraud, deception and related offences	1,256	1,072	-184	- 14.6	5,410	4,890	-520	- 9.6
09a Fraud, deception and related offences	1,256	1,072	-184	- 14.6	5,410	4,890	-520	- 9.6
10 Controlled drug offences	5,613	4,529	-1,084	- 19.3	23,405	21,928	-1,477	- 6.3
10a Importation of drugs	17	11	- 6	- 35.3	67	46	- 21	- 31.3
10b Cultivation or manufacture of drugs	56	75	+ 19	+ 33.9	218	272	+ 54	+ 24.8
10c Possession of drugs for sale or supply	983	909	- 74	- 7.5	4,302	4,028	-274	- 6.4
10d Possession of drugs for personal use	4,373	3,365	-1,008	- 23.1	18,093	16,775	-1,318	- 7.3
10e Other drug offences	184	169	- 15	- 8.2	725	807	+ 82	+ 11.3
11 Weapons and explosives offences	1,109	1,107	- 2	- 0.2	4,016	4,007	- 9	- 0.2
11a Explosives, chemical weapons offences	20	13	- 7	- 35.0	50	46	- 4	- 8.0
11b Discharging a firearm	50	30	- 20	- 40.0	224	223	- 1	- 0.4
11c Possession of a firearm	92	101	+ 9	+ 9.8	457	416	- 41	- 9.0
11d Offensive weapons offences (nec)	687	630	- 57	- 8.3	2,979	2,951	- 28	- 0.9
11e Fireworks offences	260	333	+ 73	+ 28.1	306	371	+ 65	+ 21.2
12 Damage to property and to the environment	10,891	9,791	-1,100	- 10.1	44,626	42,189	-2,437	- 5.5
12a Arson	509	671	+162	+ 31.8	2,155	2,999	+844	+ 39.2
12b Criminal damage (not arson)	10,312	9,079	-1,233	- 12.0	42,193	38,985	-3,208	- 7.6
12c Litter offences	70	41	- 29	- 41.4	278	205	- 73	- 26.3
13 Public order and other social code offences	14,884	13,624	-1,260	- 8.5	61,822	56,979	-4,843	- 7.8
13a Disorderly conduct	13,019	11,722	-1,297	- 10.0	53,421	49,155	-4,266	- 8.0
13b Trespass offences	775	910	+135	+ 17.4	3,675	3,778	+103	+ 2.8
13c Liquor licensing offences	855	785	- 70	- 8.2	3,844	3,254	-590	- 15.3
13d Prostitution offences	33	25	- 8	- 24.2	136	92	- 44	- 32.4
13e Regulated betting or money, collection or trading offences	116	124	+ 8	+ 6.9	415	444	+ 29	+ 7.0
13f Other social code offences (nec)	86	58	- 28	- 32.6	331	256	- 75	- 22.7
15 Offences against Government, justice procedures and organisation of crime	2,876	2,004	-872	- 30.3	13,290	10,855	-2,435	- 18.3
15a Offences against government and its agents (nec)	75	120	+ 45	+ 60.0	395	562	+167	+ 42.3
15b Organisation of crime and conspiracy to commit crime	3	0	- 3	-100.0	12	5	- 7	- 58.3
15c Perverting the course of justice	41	28	- 13	- 31.7	170	139	- 31	- 18.2
15d Offences while in custody, breach of court orders	2,757	1,856	-901	- 32.7	12,713	10,149	-2,564	- 20.2

Table 2.1b Recorded crime offences, Group 01 to Group 05, Q1 2008 to Q4 2009

ICCSq offence group	2008					2009				
	Q1	Q2	Q3	Q4	Total	Q1	Q2	Q3	Q4	Total
01 Homicide offences	23	25	20	21	89	23	28	14	15	80
01a Murder	13	8	12	17	50	15	15	12	11	53
01b Manslaughter	1	3	0	1	5	0	1	0	1	2
01c Infanticide	0	0	0	0	0	0	0	0	0	0
01d Dangerous driving leading to death	9	14	8	3	34	8	12	2	3	25
02 Sexual offences	437	340	337	293	1,407	451	387	339	287	1,464
02a Rape of a male or female	79	80	109	74	342	114	91	99	73	377
02b Defilement of a boy or girl less than 17 years old	27	17	18	20	82	45	22	23	16	106
02c Sexual offence involving mentally impaired person	1	3	0	3	7	2	3	0	2	7
02d Aggravated sexual assault	0	2	6	5	13	1	3	1	2	7
02e Sexual assault (not aggravated)	311	221	182	177	891	266	243	201	175	885
02f Other sexual offences	19	17	22	14	72	23	25	15	19	82
03 Attempts or threats to murder, assaults, harassments and related offences	4,753	4,986	4,831	4,581	19,151	4,515	4,686	4,570	3,864	17,635
03a Murder-attempt	0	3	6	1	10	2	1	3	1	7
03b Murder-threat	52	57	44	48	201	53	53	56	58	220
03c Assault causing harm, poisoning	979	996	901	974	3,850	888	984	944	814	3,630
03d Other assault	2,962	3,199	3,244	2,932	12,337	2,906	3,024	2,957	2,466	11,353
03e Harassment and related offences	760	731	636	626	2,753	666	624	610	525	2,425
04 Dangerous or negligent acts	5,190	5,022	4,560	4,815	19,587	4,241	4,245	3,715	3,308	15,509
04a Dangerous driving causing serious bodily harm	8	5	2	2	17	8	4	2	1	15
04b Driving/In charge of a vehicle while over legal alcohol limit	4,824	4,617	4,136	4,363	17,940	3,738	3,774	3,296	3,013	13,821
04c Driving/In charge of a vehicle under the influence of drugs	134	155	201	238	728	254	254	201	122	831
04f Endangerment with potential for serious harm/death	12	16	13	9	50	25	11	16	10	62
04g Abandoning a child, child neglect and cruelty	118	171	145	132	566	146	137	137	103	523
04h Unseaworthy/dangerous use of boat or ship	1	1	0	0	2	0	2	1	0	3
04i False alarm/interference with aircraft or air transport facilities	8	15	9	9	41	6	6	7	2	21
04j Endangering traffic offences	85	42	54	62	243	64	57	55	57	233
05 Kidnapping and related offences	18	16	21	22	77	39	36	40	24	139
05a False imprisonment	11	12	14	10	47	16	13	14	12	55
05b Abduction of person under 16 years of age	7	4	3	9	23	12	6	11	6	35
05c Human trafficking offences	n/a	n/a	4	3	7	11	17	15	6	49

Table 2.2a Recorded crime offences, Group 06 to Group 12, Q1 2006 to Q4 2007

ICCSq offence group	2006					2007				
	Q1	Q2	Q3	Q4	Total	Q1	Q2	Q3	Q4	Total
06 Robbery, extortion and hijacking offences	634	649	584	619	2,486	573	468	565	565	2,171
06a Robbery of an establishment or institution	335	304	211	254	1,104	241	150	185	238	814
06b Robbery of cash or goods in transit	8	8	7	8	31	7	4	2	7	20
06c Robbery from the person	264	309	342	335	1,250	304	300	356	296	1,256
06d Blackmail or extortion	1	4	4	2	11	6	6	4	4	20
06e Carjacking, hijacking/unlawful seizure of aircraft/vessel	26	24	20	20	90	15	8	18	20	61
07 Burglary and related offences	7,107	5,572	5,847	6,262	24,788	5,878	5,087	5,798	6,840	23,603
07a Aggravated burglary	74	63	81	66	284	63	46	74	72	255
07b Burglary (not aggravated)	6,993	5,458	5,685	6,134	24,270	5,742	4,974	5,638	6,698	23,052
07c Possession of an article (with intent to burgle, steal, demand)	40	51	81	62	234	73	67	86	70	296
08 Theft and related offences	19,050	18,529	18,965	17,956	74,500	18,105	18,841	19,397	18,847	75,190
08a Theft/Taking of vehicle and related offences	3,637	3,428	3,201	3,395	13,661	3,453	3,253	3,391	3,434	13,531
08b Theft from person	859	915	967	857	3,598	738	694	801	708	2,941
08c Theft from shop	4,502	4,536	4,749	4,666	18,453	4,506	4,702	4,671	4,986	18,865
08d Other thefts, handling stolen property	10,052	9,650	10,048	9,038	38,788	9,408	10,192	10,534	9,719	39,853
09 Fraud, deception and related offences	984	954	1,122	1,116	4,176	1,560	1,304	1,485	1,509	5,858
09a Fraud, deception and related offences	984	954	1,122	1,116	4,176	1,560	1,304	1,485	1,509	5,858
10 Controlled drug offences	3,187	3,693	3,598	3,756	14,234	3,966	4,863	5,191	4,534	18,554
10a Importation of drugs	12	9	12	10	43	15	10	13	16	54
10b Cultivation or manufacture of drugs	12	23	37	20	92	25	41	58	37	161
10c Possession of drugs for sale or supply	681	728	769	840	3,018	896	916	880	910	3,602
10d Possession of drugs for personal use	2,341	2,761	2,633	2,735	10,470	2,849	3,691	4,062	3,406	14,008
10e Other drug offences	141	172	147	151	611	181	205	178	165	729
11 Weapons and explosives offences	646	694	816	963	3,119	734	829	920	1,112	3,595
11a Explosives, chemical weapons offences	9	4	17	131	161	5	9	6	6	26
11b Discharging a firearm	60	70	82	86	298	89	79	84	74	326
11c Possession of a firearm	103	101	106	114	424	91	111	102	120	424
11d Offensive weapons offences (nec)	474	519	610	598	2,201	545	629	708	695	2,577
11e Fireworks offences	0	0	1	34	35	4	1	20	217	242
12 Damage to property and to the environment	10,932	10,683	10,936	11,033	43,584	10,747	10,775	10,614	11,150	43,286
12a Arson	352	369	477	443	1,641	394	547	487	570	1,998
12b Criminal damage (not arson)	10,554	10,278	10,427	10,549	41,809	10,306	10,169	10,081	10,532	41,088
12c Litter offences	26	36	32	41	135	47	59	46	48	200

Table 2.2b Recorded crime offences, Group 06 to Group 12, Q1 2008 to Q4 2009

ICCSq offence group	2008					2009				
	Q1	Q2	Q3	Q4	Total	Q1	Q2	Q3	Q4	Total
06 Robbery, Extortion and Hijacking Offences	655	552	567	525	2,299	679	576	585	646	2,486
06a Robbery of an establishment or institution	267	193	182	227	869	331	240	194	263	1,028
06b Robbery of cash or goods in transit	4	5	12	5	26	6	3	6	9	24
06c Robbery from the person	354	316	333	263	1,266	312	304	348	351	1,315
06d Blackmail or extortion	7	6	6	3	22	5	3	5	4	17
06e Carjacking, hijacking/unlawful seizure of aircraft/vessel	23	32	34	27	116	25	26	32	19	102
07 Burglary and related offences	6,632	5,839	5,747	6,466	24,684	6,341	6,229	7,176	7,047	26,793
07a Aggravated burglary	82	83	63	97	325	95	83	93	92	363
07b Burglary (not aggravated)	6,438	5,651	5,555	6,291	23,935	6,164	6,021	6,970	6,847	26,002
07c Possession of an article (with intent to burgle, steal, demand)	112	105	129	78	424	82	125	113	108	428
08 Theft and related offences	18,830	20,081	19,349	18,603	76,863	18,679	19,982	20,001	18,187	76,849
08a Theft/Taking of vehicle and related offences	3,577	3,569	3,695	3,466	14,307	3,584	3,356	3,257	2,908	13,105
08b Theft from person	761	1,059	748	718	3,286	656	662	657	719	2,694
08c Theft from shop	4,789	5,105	5,039	5,165	20,098	5,039	5,371	5,133	5,072	20,615
08d Other thefts, handling stolen property	9,703	10,348	9,867	9,254	39,172	9,400	10,593	10,954	9,488	40,435
09 Fraud, deception and related offences	1,402	1,435	1,317	1,256	5,410	1,349	1,302	1,167	1,072	4,890
09a Fraud, deception and related offences	1,402	1,435	1,317	1,256	5,410	1,349	1,302	1,167	1,072	4,890
10 Controlled drug offences	5,241	5,718	6,833	5,613	23,405	5,628	5,783	5,988	4,529	21,928
10a Importation of drugs	20	12	18	17	67	18	8	9	11	46
10b Cultivation or manufacture of drugs	29	42	91	56	218	53	65	79	75	272
10c Possession of drugs for sale or supply	1,123	1,087	1,109	983	4,302	989	1,054	1,076	909	4,028
10d Possession of drugs for personal use	3,893	4,396	5,431	4,373	18,093	4,361	4,437	4,612	3,365	16,775
10e Other drug offences	176	181	184	184	725	207	219	212	169	807
11 Weapons and explosives offences	930	950	1,027	1,109	4,016	966	932	1,002	1,107	4,007
11a Explosives, chemical weapons offences	6	10	14	20	50	11	7	15	13	46
11b Discharging a firearm	69	49	56	50	224	72	67	54	30	223
11c Possession of a firearm	93	123	149	92	457	102	104	109	101	416
11d Offensive weapons offences (nec)	753	761	778	687	2,979	770	748	803	630	2,951
11e Fireworks offences	9	7	30	260	306	11	6	21	333	371
12 Damage to property and to the environment	11,748	11,332	10,655	10,891	44,626	10,901	10,894	10,603	9,791	42,189
12a Arson	527	577	542	509	2,155	745	774	809	671	2,999
12b Criminal damage (not arson)	11,154	10,673	10,054	10,312	42,193	10,102	10,049	9,755	9,079	38,985
12c Litter offences	67	82	59	70	278	54	71	39	41	205

Table 2.3a Recorded crime offences, Group 13 and Group 15, Q1 2006 to Q4 2007

ICCSq offence group	2006					2007				
	Q1	Q2	Q3	Q4	Total	Q1	Q2	Q3	Q4	Total
13 Public order and other social code offences	12,516	13,813	15,084	15,204	56,617	13,784	15,332	15,797	15,673	60,586
13a Disorderly conduct	10,300	11,370	12,737	12,829	47,236	11,431	12,842	13,251	13,676	51,200
13b Trespass offences	491	640	622	602	2,355	660	795	806	741	3,002
13c Liquor licensing offences	1,436	1,492	1,368	1,413	5,709	1,200	1,369	1,480	987	5,036
13d Prostitution offences	37	22	25	23	107	30	35	22	22	109
13e Regulated betting/money collection/trading offences	75	103	135	104	417	121	161	122	134	538
13f Other social code offences (nec)	177	186	197	233	793	342	130	116	113	701
15 Offences against Government, justice procedures and organisation of crime	2,301	2,417	2,181	2,583	9,482	2,953	2,722	2,630	2,698	11,003
15a Offences against government and its agents (nec)	62	47	47	82	238	108	80	134	80	402
15b Organisation of crime and conspiracy to commit crime	9	3	5	2	19	2	3	4	1	10
15c Perverting the course of justice	48	60	85	56	249	57	39	43	54	193
15d Offences while in custody, breach of court orders	2,182	2,307	2,044	2,443	8,976	2,786	2,600	2,449	2,563	10,399

10

Table 2.3b Recorded crime offences, Group 13 and Group 15, Q1 2008 to Q4 2009

ICCSq offence group	2008					2009				
	Q1	Q2	Q3	Q4	Total	Q1	Q2	Q3	Q4	Total
13 Public order and other social code offences	15,391	15,722	15,825	14,884	61,822	13,772	14,925	14,658	13,624	56,979
13a Disorderly conduct	13,201	13,503	13,698	13,019	53,421	11,878	12,900	12,655	11,722	49,155
13b Trespass offences	906	1,029	965	775	3,675	885	996	987	910	3,778
13c Liquor licensing offences	1,078	956	955	855	3,844	824	833	812	785	3,254
13d Prostitution offences	37	48	18	33	136	29	21	17	25	92
13e Regulated betting/money collection/trading offences	75	108	116	116	415	98	95	127	124	444
13f Other social code offences (nec)	94	78	73	86	331	58	80	60	58	256
15 Offences against Government, justice procedures and organisation of crime	3,234	3,520	3,660	2,876	13,290	3,233	3,032	2,586	2,004	10,855
15a Offences against government and its agents (nec)	123	125	72	75	395	180	133	129	120	562
15b Organisation of crime and conspiracy to commit crime	2	4	3	3	12	2	3	0	0	5
15c Perverting the course of justice	47	39	43	41	170	40	37	34	28	139
15d Offences while in custody, breach of court orders	3,062	3,352	3,542	2,757	12,713	3,011	2,859	2,423	1,856	10,149

Background Notes

Introduction The Crime Incidents, Quarter 4 2009 release provides provisional figures for the number of offences recorded by An Garda Síochána based on the Irish Crime Classification System (ICCS) but excluding elements of Group 4 (*Dangerous or negligent acts*), and all of Groups 14 (*Road and traffic offences (Not elsewhere classified or nec)*) and Group 16 (*Offences not elsewhere classified*). Figures are provided from Quarter 1 2006 to Quarter 4 2009. The information supplied in this report refers only to crime incidents known to An Garda Síochána and recorded as such in the Garda PULSE (Police Using Leading Systems Effectively) system. Because of timing issues with respect to the extraction of data, figures may be revised subsequent to this publication.

Crime recording Incidents reported or which become known to members of An Garda Síochána are recorded when, on the balance of probability, a Garda determines that a criminal offence defined by law has taken place, and there is no credible evidence to the contrary. If it is subsequently determined that a criminal offence did not take place, the criminal offence recorded is invalidated and is not counted in the statistics. If a person makes a report and subsequently withdraws it by stating that the criminal act did not take place, then this too is invalidated unless there is evidence to suggest that, by reasonable probability, the offence has taken place.

For criminal offences where victim confirmation is required (e.g. assault, fraud), a criminal offence is recorded only where the victim confirms the offence or where there is evidence to suggest that by reasonable probability it occurred. Another important feature of a recorded offence is that it is based on the date reported to, or that it became known to, the Gardaí. This has major implications for some offence types. Notable amongst these are sexual offences, as it has often been the case that such incidents have been reported to An Garda Síochána many years (sometimes decades) after the event(s). Thus a sexual assault, which occurred in 1960, would be included in the statistics for 2006 if it was first reported in that year.

Crime classification A criminal offence is classified as a particular offence type at the initial recording of that offence. However, upon investigation, it may later become apparent that an alternative offence type should be used. In this event, the record is amended to reflect this. Re-classification on the basis of court proceedings only occurs in relation to homicide offences. A murder offence is reclassified as manslaughter when a charge of manslaughter commences or when a murder charge results in a conviction for manslaughter. It is also possible, though more rare, that an incident originally classified as manslaughter may be re-classified as murder. Also, a re-classification to a homicide offence occurs when, for example, a serious assault has been recorded and, some time later, the victim dies as a consequence of the assault.

General counting rules Crime counting rules are applied to all criminal offences for the purposes of the statistics. The following are the main rules relevant to the quarterly figures:

Primary Offence Rule: Where two or more criminal offences are disclosed in a single episode, it is the primary criminal offence that is counted. The primary offence is that offence which the greater penalty may apply. Where offences have similar penalties, offences against the person take precedence over offences against property for the purpose of determining the primary offence.

One Offence Counts Per Victim: One offence counts per victim involved with the exceptions of cheque or credit card fraud and burglary. Under certain circumstances, the cheque or credit card exception necessitates that a series of these offences counts as one crime where the originating bank ultimately suffers the loss. The burglary exception dictates that one burglary offence is counted where property belonging to two or more victims is stolen (or damaged) during a single burglary.

Continuous Series Involving the Same Victim and Same Offender: A continuous series of offences against the same victim involving the same offender counts as one offence.

ICCSq Offence Groups

01 Homicide offences	01a	Murder	Murder
	01b	Manslaughter	Manslaughter
	01c	Infanticide	Infanticide
	01d	Dangerous driving leading to death	Manslaughter (traffic fatality) Dangerous driving causing death
02 Sexual offences	02a	Rape of a male or female	Rape of a male or female Rape Section 4
	02b	Defilement of a boy or girl less than 17 years old	Unlawful carnal knowledge / Criminal law (Sexual Offences Act) 2006 Buggery
	02c	Sexual offence involving mentally impaired person	Sexual offence involving mentally impaired person
	02d	Aggravated sexual assault	Aggravated sexual assault
	02e	Sexual assault (not aggravated)	Sexual assault
	02f	Other sexual offences	Incest Child pornography offences Child pornography – obstruction of warrant Gross indecency
03 Attempts or threats to murder, assaults, harassments and related offences	03a	Murder-attempt	Murder-attempt
	03b	Murder-threat	Murder-threat
	03c	Assault causing harm, poisoning	Assault causing harm Poisoning
	03d	Other assault	Assault or obstruction of Garda/official, resisting arrest Minor assault
	03e	Harassment and related offences	Coercion Harassment, stalking, threats Demanding payment of debt causing alarm Menacing phone calls Incitement to hatred offences
04 Dangerous or negligent acts	04a	Dangerous driving causing serious bodily harm	Dangerous driving causing serious bodily harm
	04b	Driving/In charge of a vehicle while over legal alcohol limit	Driving/In charge of a vehicle while over legal alcohol limit
	04c	Driving/In charge of a vehicle under the influence of drugs	Driving/In charge of a vehicle under the influence of drugs
	04f	Endangerment with potential for serious harm or death	Endangerment with potential for serious harm or death
	04g	Abandoning a child, child neglect and cruelty	Abandoning a child, child neglect and cruelty
	04h	Unseaworthy/dangerous use of boat or ship	Unseaworthy/dangerous use of boat or ship
	04i	False alarm/interference with aircraft or air transport facilities	False alarm/interference with aircraft or air transport facilities
04j	Endangering traffic offences	Endangering traffic offences	
05 Kidnapping and related offences	05a	False imprisonment	False imprisonment
	05b	Abduction of person under 16 years of age	Abduction of person under 16 years of age
	05c	Human trafficking offences	Human trafficking offences

06 Robbery, extortion and hijacking offences	06a	Robbery of an establishment or institution	Robbery of an establishment or institution
	06b	Robbery of cash or goods in transit	Robbery of cash or goods in transit
	06c	Robbery from the person	Robbery from the person
	06d	Blackmail or extortion	Blackmail or extortion
	06e	Carjacking, hijacking/unlawful seizure of aircraft/vessel	Carjacking, hijacking/unlawful seizure of aircraft/vessel
07 Burglary and related offences	07a	Aggravated burglary	Aggravated burglary
	07b	Burglary (not aggravated)	Burglary (not aggravated)
	07c	Possession of an article (with intent to burgle, steal, demand)	Possession of an article (with intent to burgle, steal, demand)
08 Theft and related Offences	08a	Theft/Taking of vehicle and related offences	Theft/Unauthorised taking of vehicle Interfering with vehicle (with intent to steal item or vehicle)
	08b	Theft from person	Theft from person
	08c	Theft from shop	Theft from shop
	08d	Other thefts, handling stolen property	Theft from vehicle Theft/ Unauthorised taking of a pedal cycle Theft of, or interference with, mail Handling or possession of stolen property Theft of other property
09 Fraud, deception and related offences	09a	Fraud, deception and related offences	Fraud, deception, false pretence offences Forging an instrument to defraud Possession of an article for use in fraud, Falsification of accounts Offences under the Companies Act Offences under the Investment Intermediaries Offences under the Stock Exchange Act Money laundering Embezzlement Fraud against the European Union Importation/Sale/Supply of tobacco Counterfeiting notes and coins Bad debts criminal (Debtors Ireland) Corruption (involving public office holder)
10 Controlled drug offences	10a	Importation of drugs	Importation of drugs
	10b	Cultivation or manufacture of drugs	Cultivation or manufacture of drugs
	10c	Possession of drugs for sale or supply	Possession of drugs for sale or supply
	10d	Possession of drugs for personal use	Possession of drugs for personal use
	10e	Other drug offences	Forged or altered prescription offences obstruction under the Drugs Act
11 Weapons and explosives offences	11a	Explosives, chemical weapons offences	Causing an explosion Making of explosives Possession of explosives Chemical weapons offences
	11b	Discharging a firearm	Discharging a firearm
	11c	Possession of a firearm	Possession of a firearm
	11d	Offensive weapons offences (nec)	Possession of offensive weapons (not firearms)
	11e	Fireworks offences	Fireworks offences (for sale, igniting etc.)

12 Damage to property and to the environment	12a Arson	Arson
	12b Criminal damage (not arson)	Criminal damage (not arson)
	12c Litter offences	Litter offences
13 Public order and other social code offences	13a Disorderly conduct	Affray/Riot/Violent disorder Public order offences Drunkenness offences Air rage-disruptive or drunken behaviour on aircraft
	13b Trespass offences	Forcible entry and occupation (not burglary) Trespass on lands or enclosed areas
	13c Liquor licensing offences	Liquor licensing offences Registered clubs offences Special restaurant offences
	13d Prostitution offences	Brothel keeping Organisation of prostitution Prostitution, including soliciting etc.
	13e Regulated betting or money, collection or trading offences	Offences under the Betting Acts Collecting money without permit, unauthorised collection Offences under Gaming and Lotteries Acts Permit/License offences for casual/street trading
	13f Other social code offences (nec)	Allowing a child (under 16 years) to beg Bigamy Bestiality Indecency Begging
15 Offences against Government, justice procedures and organisation of crime	15a Offences against government and its agents (nec)	Treason Breaches of Offences Against the State Acts Breaches of Official Secrets Act Impersonating member of An Garda Síochána Electoral offences including personation Public mischief-annoying phone calls, wasting police time Criminal Assets Bureau offences Non compliance with Garda direction
	15b Organisation of crime and conspiracy to commit crime	Criminal organisation offences (organised crime) Conspiracy to commit a crime
	15c Perverting the course of justice	Perjury Interfering with a jury (embracery) Assisting offenders
	15d Offences while in custody, breach of court orders	Public mischief, pervert course of justice, Escape or help to escape from custody Prison offences Breach of Domestic Violence Order (protection, safety, barring) Breach of order under Family Law Act Breach of bail Failure to comply under Sex Offenders Act Other failure to comply with court order, jury