

**Note:**

Due to the nature of the scanning technology, no guarantee can be made regarding specific letter and number translations.



AN ROINN SLÁINTE

---

# TUARASCÁIL

AR

# STADREAMH BEATHA

REPORT

ON

VITAL STATISTICS

# 1967

COMPILED BY THE CENTRAL STATISTICS OFFICE

PUBLISHED BY THE STATIONERY OFFICE

---

To be purchased from the  
GOVERNMENT PUBLICATIONS SALE OFFICE, G.P.O. ARCADE, DUBLIN 1.  
or through any Bookseller

---

*Price: Seven Shillings*



# CONTENTS

## PART I – TEXT

|   | Page   |
|---|--------|
| GENERAL SUMMARY ... ..  | vii    |
| <br>  |        |
| MARRIAGES   |        |
| Number and rate ... ..  | ix     |
| Age at marriage ... ..  | ix     |
| Mode of celebration ... ..  | x      |
| Social group ... ..   | xi     |
| Area of residence ... ..  | xi     |
| <br>  |        |
| BIRTHS  |        |
| Number and rate ... ..  | xv     |
| Age at maternity, parity, duration of marriage ... ..                                   | xv     |
| Multiple births ... ..  | xviii  |
| <br>  |        |
| DEATHS  |        |
| Number and rate ... ..  | xx     |
| Comparison between counties ... ..  | xxii   |
| Causes of death ... ..  | xxiii  |
| Tuberculosis ... ..   | xxvi   |
| Cancer ... ..   | xxviii |
| Diseases of the circulatory system ... ..   | xxxii  |
| Respiratory diseases ... ..   | xxxiv  |
| Pregnancy, childbirth and the puerperium ... ..   | xxxiv  |
| Infant and late foetal mortality ... ..   | xxxv   |
| Accidents, poisoning and violence ... ..  | xli    |
| Uncertified deaths ... ..   | xliii  |
| Inquests and post-mortems ... ..  | xliii  |
| <br>  |        |
| DIAGRAM 1 – Birth, marriage and death rates (per 1,000 population) 1941 to 1967 ...     | viii   |
| "    2 – Standardised death rates (per 1,000 population) from all causes, 1967 ...      | xxi    |
| "    3 – Death rates (per 1,000 population) from tuberculosis and cancer, 1941–1967 ... | xxvii  |
| "    4 – Death rates from lung cancer (per 100,000 population), 1957–1967 ...           | xxvii  |
| "    5 – Infant and neo-natal mortality (per 1,000 live births), 1941–1967 ...          | xxxvii |

## CONTENTS - PART II - TABLES

| Contents   | Area   | Title   | Page |
|--|--|---|------|
| Population   | State  | Table 1 - Estimated population in thousands at the middle of each year 1851 to 1967.  | 2    |
| Population by age and conjugal condition   | State  | Table 2 - Population at the 1966 Census according to age and conjugal condition.  | 3    |
| Population   | Counties                                     | Table 3 - Population by sex in each county and county borough according to the Census of Population, 1966.  | 4    |
| Marriages, births, deaths, 1864-1967   | State  | Table 4 - Marriages, births and deaths registered and natural increase (excess of births over deaths) 1864-1967.  | 5    |
| Marriage, births, death rates, 1864-1967   | State  | Table 5 - Marriage, birth, death and infant mortality rates and rate of natural increase, 1864-1967.  | 6    |
| Marriages, births, deaths, 1951-1967   | State  | Table 6 - Marriages, births and deaths registered during each of the years 1951-1967 with the average annual rates for the ten years 1951-1960 and the rates for each of the years 1961 to 1967 per 1,000 of the population.                            | 7    |
| Deaths, by principal causes, 1967 with rates   | State and Six Counties                       | Table 7 - Deaths from principal causes in Ireland and the Six Counties, 1967 with rates per 100,000 population.   | 8    |
| Deaths by age, 1864-1967   | State  | Table 8 - Average annual number of deaths of males and females, classified by age, registered during the years 1864-1960 and the numbers for each year from 1961 to 1967.   | 10   |
| Death rates by age, 1864-1967  | State  | Table 9 - Average annual death rates of males and females, classified by age, per 1,000 corresponding population 1864-1960 and rates for each year from 1961 to 1967.   | 11   |
| Births, deaths, infant mortality and illegitimate births, showing county transfers, 1967 | Counties                                     | Table 10 - Births and deaths registered in each county and county borough in 1967 and the numbers relating to the resident population of each area, with corresponding particulars for illegitimate births and deaths of infants under one year of age. | 12   |
| Marriages, births and deaths, by sex, 1967   | Counties                                     | Table 11 - Marriages registered in and births and deaths assigned to each county and county borough during 1967 showing illegitimate births and deaths from tuberculosis and malignant neoplasms.   | 14   |
| Marriage, birth and death rates, 1967  | Counties                                     | Table 12 - Marriage, birth, death, infant mortality, tuberculosis and cancer death rates in 1967 with the proportions of illegitimate births for each county and county borough.  | 15   |
| Deaths, by conjugal condition, 1967  | State  | Table 13 - Deaths registered in 1967 classified by conjugal condition and sex in certain age groups.  | 16   |
| Births and deaths, 1967  | Urban Districts                              | Table 14 - Births and deaths assigned to each urban district in 1967 classified by sex.   | 16   |
| Births and deaths, 1967  | Principal Towns, Agg. U.D.'s and Agg. R.D.'s | Table 15 - Births and deaths classified by sex, registered in 1967 assigned to the principal towns and aggregate urban and rural districts, showing separately illegitimate births and the deaths from tuberculosis and malignant neoplasms.            | 17   |
| Birth and death rates, 1967  | Principal Towns, Agg. U.D.'s and Agg. R.D.'s | Table 16 - Birth and death rates in 1967 in the principal towns and in aggregate urban and aggregate rural districts, the proportions of illegitimate births and the death rates from tuberculosis and malignant neoplasms.                             | 18   |
| Deaths by age, 1967  | Agg. Urban and Agg. Rural                    | Table 17 - Deaths registered in 1967 at each year of age, of residents in the aggregate urban districts and in the aggregate rural districts.   | 19   |
| Deaths by age, 1967  | Counties                                     | Table 18 - Deaths registered in 1967 classified by sex and age of residents in each county and county borough.  | 22   |

## CONTENTS – PART II – TABLES

| Contents                                      | Area   | Title  | Page |
|---|--|--|------|
| Deaths by cause and age, 1967                 | State  | Table 19 – Deaths in 1967 classified by cause (International detailed list, 7th Revision 1955) and by sex and age.   | 26   |
| Deaths by cause and uncertified deaths, 1967  | Counties                                       | Table 20 – Deaths of residents of each county and county borough in 1967 classified by cause, and showing the number of uncertified deaths.  | 60   |
| Deaths by cause, sex and age, 1967            | Dublin C.B.<br>Other U.D.'s and<br>Agg. R.D.'s | Table 21 – Deaths registered in 1967 classified by cause (International abbreviated list), sex and age, of residents in Dublin County Borough, remaining urban districts and aggregate rural districts.  | 80   |
| Deaths in hospitals, 1967                     | Counties                                       | Table 22 – Deaths of residents of each province, county and county borough registered in 1967 classified by place of occurrence.   | 86   |
| Deaths not medically certified, by age, 1967  | Counties                                       | Table 23 – Deaths of residents of each county and county borough registered in 1967 which were not medically certified, classified by age.   | 87   |
| Deaths by age, sex and principal causes, 1967 | Counties                                       | Table 24 – Deaths in 1967 classified by principal groups of causes, sex and age, of residents in each county and county borough.   | 88   |
| Infant mortality, 1967                        | Principal Towns,<br>U.D.'s and<br>R.D.'s       | Table 25 – Infant mortality – Deaths, at ages under 4 weeks, 4 weeks and under one year in 1967 classified by sex and cause, assigned to the principal towns, other urban districts and rural districts. | 107  |
| Infant mortality, 1967                        | State  | Table 26 – Infant mortality – Total deaths under one year of age in 1967 classified by sex, age and cause (International detailed list).   | 108  |
| Infant mortality, 1967 (illegitimate infants) | State  | Table 27 – Infant mortality – Deaths of illegitimate infants in 1967 classified by sex, age and cause.   | 112  |
| Infant mortality, 1967                        | Counties                                       | Table 28 – Infant mortality – Deaths, at ages under 4 weeks and 4 weeks and under one year in 1967 classified by sex and cause, assigned to each county and county borough.                              | 113  |
| Late foetal deaths, 1967                      | State  | Table 29 – Late foetal deaths notified in 1967 classified by cause and age of mother at maternity.   | 120  |
| Late foetal deaths, 1967                      | State  | Table 30 – Late foetal deaths notified in 1967 classified by cause and period of gestation.  | 122  |
| Late foetal deaths, 1967                      | State  | Table 31 – Late foetal deaths notified in 1967 classified by cause and number of previous children.  | 122  |
| Late foetal deaths, 1967                      | State  | Table 32 – Late foetal deaths notified in 1967 classified by sex and period of gestation.  | 123  |
| Late foetal deaths, 1967                      | State  | Table 33 – Late foetal deaths notified in 1967 classified by age of mother and number of previous children.  | 123  |
| Deaths, by quarter of registration, 1967      | Counties                                       | Table 34 – Deaths registered in 1967 in respect of resident population of each county and county borough, showing the numbers registered each quarter.   | 124  |
| Births, by quarter of registration, 1967      | Counties                                       | Table 35 – Births registered in 1967 in respect of the resident population of each county and county borough, showing the numbers registered each quarter.   | 125  |
| Births, hospital and domiciliary, 1967        | Counties                                       | Table 36 – Births registered in 1967 in each county and county borough, showing place of occurrence and areas of normal residence.   | 126  |
| Births, by age of mother, 1967                | State  | Table 37 – Births registered in 1967 classified by sex and age of mother at maternity and showing the number of illegitimate births.   | 127  |
| Births, by age of mother, by county, 1967     | Counties                                       | Table 38 – Births registered in 1967 classified by age of mother at maternity and county of normal residence.  | 128  |

## CONTENTS - PART II - TABLES

| Contents  | Area     | Title   | Page |
|---|----------|---|------|
| Births, by age of mother and previous children, 1967  | State    | Table 39 - Total births registered in 1967 classified by age of mother at maternity and number of previous liveborn children.   | 132  |
| Legitimate births by age at maternity and year of marriage, 1967                                    | State    | Table 40 - Legitimate births registered in 1967 classified by age of mother at maternity and year of marriage.  | 134  |
| Legitimate first births, by age of maternity and year of marriage, 1967                             | State    | Table 41 - Legitimate first births registered in 1967, classified by age of mother at maternity and year of marriage.   | 136  |
| Marriages, 1967   | Counties | Table 42 - Marriages registered in each county and county borough during 1967.  | 138  |
| All marriages by ages of groom and bride, 1967  | State    | Table 43 - Marriages registered in 1967, classified by age of groom and age of bride in single years - All marriages.   | 140  |
| First marriages by ages of groom and bride, 1967  | State    | Table 44 - Marriages in 1967, classified by age of groom and age of bride in single years - First marriages only.   | 142  |
| Marriages by form of ceremony and age of groom, 1967  | State    | Table 45 - Marriages in 1967 classified according to form of ceremony and age of groom.   | 144  |
| Marriages by form of ceremony and age of bride, 1967  | State    | Table 46 - Marriages in 1967, classified according to form of ceremony and age of bride.  | 144  |
| Marriages by social group and age of groom, 1967  | State    | Table 47 - Marriages in 1967, classified by social group and age of groom.  | 144  |
| Marriages by social group and age of bride, 1967  | State    | Table 48 - Marriages in 1967, classified by social group and age of bride.  | 145  |
| Marriages by social group of groom and bride, 1967  | State    | Table 49 - Marriages in 1967, classified by social group of groom and bride.  | 145  |
| Marriages by age and area of residence of groom, 1967   | Counties | Table 50 - Marriages in 1967, classified by age and area of residence of groom before marriage.   | 146  |
| Marriages by age and area of residence of bride, 1967   | Counties | Table 51 - Marriages in 1967, classified by age and area of residence of bride before marriage.   | 147  |
| Marriages by areas of residence of groom and bride, 1967  | Counties | Table 52 - Marriages in 1967, classified by area of residence of groom and area of residence of bride before marriage.  | 148  |
| Marriages with intended future residence abroad by age of groom, 1967                               | State    | Table 53 - Marriages in 1967, in which the future permanent residence was stated to be outside the country, classified by age of groom.   | 150  |
| Marriages with intended future residence abroad by age of bride, 1967                               | State    | Table 54 - Marriages in 1967, in which the future permanent residence was stated to be outside the country, classified by age of bride.   | 150  |
| Marriages with intended future residence abroad by social group of groom, 1967                      | State    | Table 55 - Marriages in 1967, in which the future permanent residence was stated to be outside the country, classified by social group of groom.                                | 150  |
| Marriages with intended future residence abroad by social group of bride, 1967                      | State    | Table 56 - Marriages in 1967, in which the future permanent residence was stated to be outside the country, classified by social group of bride.                                | 151  |
| Marriages with intended future residence abroad by form of ceremony, 1967                           | State    | Table 57 - Marriages in 1967, in which the future permanent residence was stated to be outside the country, classified according to form of ceremony.                           | 151  |
| Marriages with intended future residence abroad by area of residence of groom before marriage, 1967 | State    | Table 58 - Marriages in 1967, in which the future permanent residence was stated to be outside the country, classified according to area of residence of groom before marriage. | 152  |
| Marriages with intended future residence abroad by area of residence of bride before marriage, 1967 | State    | Table 59 - Marriages in 1967 in which the future permanent residence was stated to be outside the country, classified according to area of residence of bride before marriage.  | 152  |
| Notifications of infectious diseases, 1967  | State    | Table 60 - Summary of cases of infectious diseases notified to the Department of Health during the year 1967.   | 153  |

## REPORT ON VITAL STATISTICS FOR THE YEAR 1967

This Report has been prepared by the Central Statistics Office for the Minister for Health in accordance with the provisions of Section 2 of the Vital Statistics and Births, Deaths and Marriages Registration Act, 1952.

The statistics relate to the area in Ireland exclusive of the Six Counties.

Births are classified according to the area of residence of the mother and deaths according to the area of residence of the deceased.

The number of births for each of the years 1943 to 1967 is exclusive of late registrations, and the number of deaths for each of the years 1940 to 1967 is exclusive of non-residents.

The important statistics contained in this Report have already been published, and the Report consists mainly of a breakdown and analysis of these statistics.

### GENERAL SUMMARY

**Marriages.**—There were 17,788 marriages registered during the year 1967 compared with 16,849 in 1966. The marriage rate per 1,000 population was 6.14 compared with 5.84 in 1966.

**Births.**—The number of births registered during 1967 was 61,307 and the birth rate was 21.15 per 1,000 population, compared with 21.57 per 1,000 population in 1966. The number of illegitimate births registered in 1967 was 1,540 or 2.51 per cent of all births.

**Deaths.**—The number of deaths registered during 1967 was 31,400 and the death rate was 10.83 per 1,000 population. In 1966 deaths registered numbered 35,113 and the rate was 12.18.

Of the deaths registered in 1967, 33.98 per cent were stated to be due to heart diseases, 16.23 per cent to malignant neoplasms, 13.30 per cent to vascular lesions affecting the central nervous system and 0.80 per cent to tuberculosis (all forms).

The number of deaths in 1967 from tuberculosis of all forms was 251 and the rate was 0.09 per 1,000 population, 0.03 below that for 1966.

There were 4,905 deaths from malignant neoplasms and neoplasms of lymphatic and haematopoietic tissues (excluding Hodgkin's disease and leukaemia and aleukaemia). This total is comparable with that for "cancer" in the 1949 and earlier Reports. The rate in 1967 was 1.69 per 1,000 population, compared with 1.73 in 1966.

During 1967 the deaths of 1,498 infants under one year were registered, equivalent to a rate of 24.43 per 1,000 live births. In the previous year 1,552 deaths, equivalent to a rate of 24.95 per 1,000 live births, were registered.

The total number of deaths from accidents and other external causes in 1967 was 1,197 of which road vehicle accidents accounted for 398.

Marriage, birth and death rates per 1,000 population for the years 1940 to 1967 are illustrated in Diagram 1.

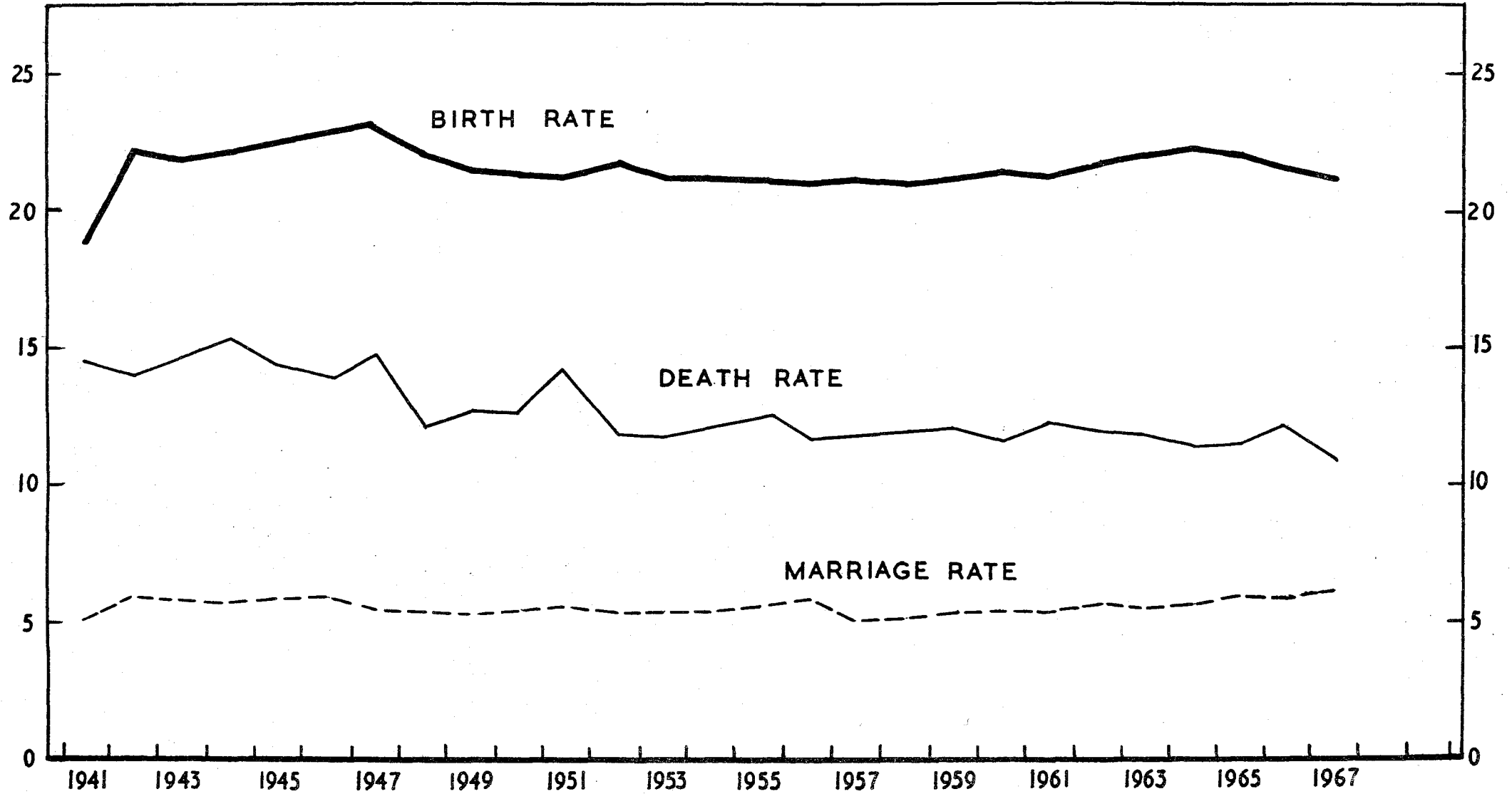
**Issue of Authority for Registration.**—Births and deaths which have not been registered within one year of their occurrence can be registered only on the authority of An tArd Chlaraitheoir. The number of births registered on the authority of An tArd Chlaraitheoir in 1967 was 896 and the number of deaths registered was 215. Throughout the tables in this Report these births and deaths have been excluded.

**Population.**—The estimated population in April 1967 was 2,899,000.



DIAGRAM 1

BIRTH, MARRIAGE AND DEATH RATES, (PER 1,000 POPULATION) 1941-1967



111A

## MARRIAGES

An alteration in the form of the marriage register was made in 1957 with a view to increasing the amount of statistical information available and bringing Irish statistics of marriages into conformity with international recommendations made by the United Nations Organisation. The column of the register headed "Ages" was replaced by a column headed "Date of birth" with the result that, whereas up to 1956 the only entries made were "full age" or "minor", the exact age of persons married is now available. In addition a question is asked on "Intended future permanent residence", enabling an examination to be made of the numbers taking up residence in the different parts of the country or going abroad. The classifications of marriages prepared are shown in TABLES 42 to 59.

The number of marriages registered in 1967 was 17,788 an increase of 939 on the previous year; the rate was 6.1 per 1,000 population, being the highest rate ever recorded. TABLES 4 and 5 of this Report show the average numbers of marriages registered and marriage rates for ten year periods since 1864 and by single years since 1951. The following table compares the marriage rate in Ireland in the years 1958 to 1967 with those in the Six Counties, England and Wales and Scotland.

TABLE 1

NUMBER OF MARRIAGES PER 1,000 POPULATION IN IRELAND AND NEIGHBOURING COUNTRIES, 1958-1967.

| Year | Ireland* | Six Counties | England and Wales | Scotland |
|------|----------|--------------|-------------------|----------|
| 1958 | 5.3      | 6.6          | 7.5               | 8.0      |
| 1959 | 5.4      | 6.8          | 7.5               | 7.8      |
| 1960 | 5.5      | 7.0          | 7.5               | 7.7      |
| 1961 | 5.4      | 6.9          | 7.5               | 7.8      |
| 1962 | 5.5      | 6.9          | 7.5               | 7.7      |
| 1963 | 5.5      | 7.0          | 7.5               | 7.6      |
| 1964 | 5.6      | 7.3          | 7.5               | 7.7      |
| 1965 | 5.9      | 7.1          | 7.8               | 7.8      |
| 1966 | 5.8      | 7.3          | 8.0               | 8.1      |
| 1967 | 6.1      | 7.3          | 8.0               | 8.1      |

\*Exclusive of the Six Counties

From this table it will be seen that over the period under review, the marriage rate in this country has been consistently lower than the rates in the other areas.

## AGE AT MARRIAGE

Particulars of the ages of persons marrying in this country were obtained at the 1946 Census of Population. At that Census persons were asked to state their date of marriage and a special analysis was made of 14,338 marriages which had taken place in the preceding twelve months and in the case of which the husband and wife were enumerated on the same census schedule. Corresponding data have been available since 1957 from marriage registrations and the results obtained from the 1967 marriage registrations made possible an examination of the trends in age at marriage over the intervening period, as may be seen from the following table.

TABLE II

PERCENTAGE DISTRIBUTION OF MARRIAGES ACCORDING TO AGE OF GROOM AND AGE OF BRIDE AND AVERAGE AGE AT MARRIAGE IN 1945-1946 AND IN EACH YEAR 1964 TO 1967.

| Age group         | Distribution according to age of groom |              |              |              |              | Distribution according to age of bride |              |              |              |              |
|-------------------|--|--------------|--------------|--------------|--------------|--|--------------|--------------|--------------|--------------|
|                   | 1945-46                                | 1964         | 1965         | 1966         | 1967         | 1945-46                                | 1964         | 1965         | 1966         | 1967         |
|                   | Per cent                               |              |              |              |              |  |              |              |              |              |
| Under 20 years    | 1.0                                    | 2.6          | 2.7          | 2.8          | 3.0          | 6.6                                    | 9.7          | 10.2         | 10.5         | 10.1         |
| 20 to 24 "        | 14.3                                   | 28.6         | 30.1         | 32.2         | 33.4         | 29.5                                   | 43.7         | 45.6         | 47.4         | 48.0         |
| 25 to 29 "        | 25.7                                   | 32.2         | 33.1         | 32.4         | 32.7         | 31.1                                   | 26.1         | 25.6         | 24.5         | 24.7         |
| 30 to 34 "        | 24.2                                   | 16.9         | 15.9         | 15.8         | 14.6         | 19.9                                   | 10.9         | 10.0         | 9.3          | 9.0          |
| 35 to 44 "        | 25.8                                   | 14.2         | 13.0         | 12.1         | 11.3         | 11.1                                   | 7.3          | 6.7          | 6.6          | 6.1          |
| 45 years and over | 9.0                                    | 5.5          | 5.2          | 4.7          | 5.0          | 1.9                                    | 2.3          | 1.9          | 1.7          | 2.1          |
| <b>TOTAL</b>      | <b>100.-</b>                           | <b>100.-</b> | <b>100.-</b> | <b>100.-</b> | <b>100.-</b> | <b>100.-</b>                           | <b>100.-</b> | <b>100.-</b> | <b>100.-</b> | <b>100.-</b> |
| Average age       | 33.1                                   | 29.8         | 29.4         | 29.0         | 28.8         | 28.0                                   | 26.3         | 26.0         | 25.7         | 25.8         |

Whereas, in 1945-46, 59 per cent of the men who married were aged 30 years and over, the proportion over this age had fallen to 30.9 in 1967 the average age of men at marriage declining from 33.1 years in 1945-46 to 28.8 years in 1967. In 1945-46, 32.9 per cent of women marrying were aged 30 years and over compared with 17.2 per cent in 1967 while the average age at marriage declined from 28.0 years in 1945-46 to 25.8 in 1967. In TABLE 43 the marriages registered in 1967 are shown cross classified by age of groom and age of bride in single years while in TABLE 44 similar particulars are shown for marriages between bachelors and spinsters. From the latter table it may be calculated that the average ages of bachelors and spinsters marrying in 1967 were 28.5 and 25.5 respectively.

A comparison of first marriage rates per 1,000 single population in each age group in Ireland and in England and Wales in 1967 is made in Table III. The figures for Ireland were obtained by dividing the number of single males marrying in each group by the total number of single males in that age group and similarly for females.

TABLE III

FIRST MARRIAGE RATES PER 1,000 SINGLE POPULATION IN EACH AGE GROUP IRELAND\* AND ENGLAND AND WALES 1967.

| Age groups               | Bachelors     |                        | Spinsters     |                        |
|--------------------------|---------------|------------------------|---------------|------------------------|
|                          | Ireland* 1967 | England and Wales 1967 | Ireland* 1967 | England and Wales 1967 |
| 15-19 years              | 4.0           | 17.7                   | 14.3          | 63.9                   |
| 20-24 "                  | 69.6          | 160.9                  | 125.2         | 250.2                  |
| 25-29 "                  | 131.9         | 172.3                  | 155.3         | 146.2                  |
| 30-34 "                  | 85.2          | 83.2                   | 89.2          | 69.4                   |
| 35-39 "                  | 47.8          | 41.2                   | 42.0          | 37.8                   |
| 40-44 "                  | 26.3          | 24.3                   | 20.6          | 21.7                   |
| 45-49 "                  | 15.0          | 15.9                   | 7.7           | 14.3                   |
| 50-54 "                  | 7.6           | 10.2                   | 3.1           | 8.6                    |
| 55 and over              | 1.6           | 4.3                    | 0.5           | 2.1                    |
| Total, 15 years and over | 37.0          | 71.6                   | 45.9          | 82.5                   |

\*Exclusive of the Six Counties

For each sex the marriage rates in Ireland were considerably below those in England and Wales in the younger age groups. In the 15-19 age groups the marriage rate in England and Wales was over four times that in Ireland in the case of both males and females. In the 20-24 age group the England and Wales rates for males and females were over twice the Irish rates. There was very little difference between the rates in the age groups between 30-49 for males and between 25-44 for females. In the age-groups above 50 the rates for England and Wales were significantly higher than the Irish rates.

#### MODE OF CELEBRATION

The number of marriages celebrated in accordance with the rites and ceremonies of the Catholic Church registered in 1967 amounted to 17,097 (equal to 96 per cent of the total) and other marriages numbered 691, of which 475 were according to the rites and ceremonies of the Church of Ireland, 103 in Presbyterian Churches, 30 in Methodist Churches, 3 according to Jewish Rites, 6 in registered buildings belonging to other religious denominations and 74 by civil contract in Registrars' Offices.

The rate for Catholic marriages in 1967 was 6.22 per 1,000 of the Catholic population an increase of 0.32 on the corresponding rate for 1966. The rate for all other marriages combined was 4.67 per 1,000 of the population other than Catholic, a decrease of 0.12 on the 1966 rate.

TABLE IV

MARRIAGES REGISTERED IN THE YEARS 1958 TO 1967 ACCORDING TO THE MODE OF CELEBRATION, AND THE RATES PER 1,000 CORRESPONDING POPULATION FOR CATHOLIC AND ALL OTHER MARRIAGES.

| Year | Marriages registered other than Catholic |              |           |        |                               |                 |       | Catholic marriages registered | Total marriages registered | Rate per 1,000 corresponding population |                     |                 |
|------|--|--------------|-----------|--------|-------------------------------|-----------------|-------|-------------------------------|----------------------------|---|---------------------|-----------------|
|      | Church of Ireland                        | Presbyterian | Methodist | Jewish | Other religious denominations | Civil marriages | Total |                               |                            | Catholic marriages                      | All other marriages | Total marriages |
| 1958 | 389                                      | 91           | 32        | 17     | 4                             | 45              | 578   | 14,483                        | 15,061                     | 5.38                                    | 3.85                | 5.28            |
| 1959 | 444                                      | 97           | 35        | 16     | 4                             | 76              | 672   | 14,748                        | 15,420                     | 5.50                                    | 4.52                | 5.42            |
| 1960 | 371                                      | 115          | 34        | 18     | 4                             | 57              | 599   | 14,866                        | 15,465                     | 5.56                                    | 4.13                | 5.46            |
| 1961 | 375                                      | 92           | 29        | 17     | 5                             | 39              | 557   | 14,772                        | 15,329                     | 5.53                                    | 3.84                | 5.44            |
| 1962 | 438                                      | 120          | 28        | 14     | 3                             | 47              | 650   | 14,977                        | 15,627                     | 5.58                                    | 4.50                | 5.52            |
| 1963 | 430                                      | 112          | 30        | 12     | 6                             | 78              | 668   | 14,888                        | 15,556                     | 5.50                                    | 4.63                | 5.46            |
| 1964 | 412                                      | 103          | 31        | 7      | 3                             | 66              | 622   | 15,506                        | 16,128                     | 5.70                                    | 4.32                | 5.63            |
| 1965 | 429                                      | 83           | 33        | 9      | 7                             | 56              | 617   | 16,329                        | 16,946                     | 5.98                                    | 4.30                | 5.89            |
| 1966 | 444                                      | 117          | 33        | 8      | 4                             | 79              | 685   | 16,164                        | 16,849                     | 5.90                                    | 4.79                | 5.84            |
| 1967 | 475                                      | 103          | 30        | 3      | 6                             | 74              | 691   | 17,097                        | 17,788                     | 6.22                                    | 4.67                | 6.14            |

Marriages are classified according to form of ceremony, age of groom and age of bride in TABLES 45 and 46. For Catholic marriages the average age of groom was 28.8 years compared with 30.0 years for other marriages (including Civil marriages). The average age of bride for Catholic marriages was 25.7 years and, for other marriages, 26.7 years.

## SOCIAL GROUP

A classification which has been widely used in recent years in census of population statistics is that by Social Group. This classification, when applied to a person at work, is determined by his or her occupation although status (i.e., whether the person is an employer, own account worker or employee) is also taken into account. The social group of a person not at work is considered to be that of the gainfully occupied person on whom he or she is dependent. The men and women married in 1967 were classified by social group on the basis of the information as to occupation given in the marriage register, and the results obtained are given in TABLES 47 to 49.

In TABLES 47 and 48 grooms and brides are classified by social group and age at marriage in each group. In both cases the average marriage age in 1967 was higher in the social group "Farmers, relatives assisting and farm managers", than in any of the other groups whilst the lowest average age was in the manual workers groups. In the case of females the difficulty arises that, since many are not gainfully occupied immediately before marriage, information as to occupation is not given, with the result that in many instances the social group cannot be assigned. Thus it will be seen from TABLE 48 that the number of cases in which the social group of the bride was not stated amounted to 20 per cent of the total number of marriages registered in 1967.

TABLE 49 shows marriages registered in 1967 cross-classified by the social groups of groom and bride. Of the women marrying men in the "Skilled manual workers" group, in the case of whom occupation was stated, 51 per cent were in the "Intermediate and other non manual workers" groups, 24 per cent were other manual workers and 14 per cent were skilled manual workers, there being smaller percentages in each of the other groups. The distribution by social group of women marrying men in each of the remaining social groups may be considered in the same way. In the case of marriages where the grooms were in the social group "Farmers, relatives assisting and farm managers", however, the percentage distribution of brides by social group is not very meaningful in view of the very high number in the "not stated" category; it is probable that the great majority of these were also in the "Farmers and relatives assisting" group. The table may also be examined by considering the social groups of the men marrying the women in each particular social group. Thus it will be seen that only 21 per cent of the women stated to be in the social group "Farmers, relatives assisting and farm managers" married men in social groups other than their own. A substantial number of women in the "Intermediate and other non-manual workers" groups married men in each of the other social groups. In the case of the majority of women in the "manual workers" groups the husbands belonged to the same groups.

## AREA OF RESIDENCE

Although the marriage registers in use prior to 1957 contained particulars of residence of bride and groom before marriage the difficulties of analysis by clerical methods prevented the summarisation of this information, hence only figures for marriages registered in each area were compiled. Following the alteration in the form of the marriage register in 1957 punched-card summarisation methods were introduced, with the result that four districts may now be considered in relation to each marriage, namely that in which the marriage took place, the areas of residence of the bride and groom prior to marriage, and the intended future residence. In TABLE 42 figures for marriages according to place of occurrence are given for 1967 in the same form as in earlier Reports in this series. A comparison between the area of residence of the bride before the ceremony and the area of which the marriage took place is made for 1967 in Table V.

In TABLES 50 and 51 marriages are shown classified by area of residence prior to marriage and age group of groom and bride. Confining attention to the marriages in the case of which the area of residence was within the State, it will be seen that the average age at marriage is lower in predominantly urban than in rural areas. Thus in the four county boroughs the average age of grooms was not over 28 years, whereas in the counties Leitrim, Roscommon, Cavan and Mayo the average age was 34.6, 32.9, 31.8 and 31.6 respectively. The average age of brides was not over 26 years in the four county boroughs. The lowest average ages were in counties Kildare 24.5, Westmeath 24.8 and Wicklow 24.8, and the highest were in Leitrim 29.1 and Roscommon 28.3.

In TABLE 52 marriages are cross-classified by area of residence before marriage of groom and bride. As is to be expected, in the great majority of cases the groom and bride were from the same or neighbouring counties. A feature of the table is the large number of cases in which the address of the groom or bride or both groom and bride was outside the State. Thus 1,087 of the men married in the

State in 1967 were returned as residing in England, Wales or Scotland, 269 in the Six Counties and 151 in other countries. The number of brides who were resident before marriage in England, Wales or Scotland was 673, the number from the Six Counties was 153 and the number from other countries was 71. In 757 cases both the groom and bride were from outside the State. In the past it has been the practice to compute marriage rates for counties and county boroughs by relating the marriages registered in each area to the resident population of that area.

TABLE V

## COMPARISON OF AREA IN WHICH MARRIAGE TOOK PLACE WITH AREA OF RESIDENCE OF BRIDE, 1967.

| Area in which registered<br>(1) | Total<br>Marriages<br>(2) | Marriages in the case of which<br>bride was resident in |                     | Col. (3)<br>as percentage<br>of col. (2)<br>(5) |
|---------------------------------|---------------------------|---|---------------------|---|
|                                 |                           | Same area<br>(3)  | Other areas*<br>(4) |   |
| Carlow                          | 169                       | 138   | 31                  | 81.7  |
| Dublin County Borough           | 5,075                     | 4,355   | 720                 | 85.8  |
| Dun Laoghaire                   | 424                       | 237   | 187                 | 55.9  |
| Dublin County (remainder)       | 821                       | 513   | 308                 | 62.5  |
| Kildare                         | 387                       | 347   | 40                  | 89.7  |
| Kilkenny                        | 346                       | 274   | 72                  | 79.2  |
| Laois                           | 201                       | 161   | 40                  | 80.1  |
| Longford                        | 142                       | 120   | 22                  | 84.5  |
| Louth                           | 543                       | 479   | 64                  | 88.2  |
| Meath                           | 368                       | 289   | 79                  | 78.5  |
| Offaly                          | 256                       | 217   | 39                  | 84.8  |
| Westmeath                       | 316                       | 233   | 83                  | 73.7  |
| Wexford                         | 477                       | 438   | 39                  | 91.8  |
| Wicklow                         | 431                       | 352   | 79                  | 81.7  |
| Clare                           | 359                       | 266   | 93                  | 74.1  |
| Cork County Borough             | 983                       | 735   | 248                 | 74.8  |
| Cork County                     | 1,112                     | 978   | 134                 | 87.9  |
| Kerry                           | 509                       | 433   | 76                  | 85.1  |
| Limerick County Borough         | 608                       | 366   | 242                 | 60.2  |
| Limerick County                 | 376                       | 298   | 78                  | 79.3  |
| Tipperary, N.R.                 | 279                       | 227   | 52                  | 81.4  |
| Tipperary, S.R.                 | 340                       | 272   | 68                  | 80.0  |
| Waterford County Borough        | 243                       | 193   | 50                  | 79.4  |
| Waterford County                | 195                       | 168   | 27                  | 86.2  |
| Galway                          | 697                       | 566   | 131                 | 81.2  |
| Leitrim                         | 97                        | 75  | 22                  | 77.3  |
| Mayo                            | 464                       | 371   | 93                  | 80.0  |
| Roscommon                       | 241                       | 152   | 89                  | 63.1  |
| Sligo                           | 218                       | 174   | 44                  | 79.8  |
| Cavan                           | 229                       | 189   | 40                  | 82.5  |
| Donegal                         | 638                       | 499   | 139                 | 78.2  |
| Monaghan                        | 244                       | 201   | 43                  | 82.4  |
| <b>TOTAL</b>                    | <b>17,788</b>             | <b>14,316</b>   | <b>3,472</b>        | <b>80.5</b>                                     |

\*Includes 70 cases in which residence was not stated and 897 cases in which residence was outside the country.

In Table VI the rates calculated are compared with rates obtained by relating marriages classified by area of residence of groom before marriage to total resident population.

TABLE VI

MARRIAGE RATES PER 1,000 POPULATION IN EACH COUNTY AND COUNTY BOROUGH CALCULATED USING (a) TOTAL MARRIAGES REGISTERED IN EACH AREA AND (b) MARRIAGES OF MEN FROM THAT AREA, IN 1967.

| Area                      | Rate (a) | Rate (b) | Area                     | Rate (a) | Rate (b) |
|---------------------------|----------|----------|--------------------------|----------|----------|
| Carlow                    | 5.0      | 6.5      | Clare                    | 4.9      | 4.1      |
| Dublin County Borough     | 8.8      | 7.9      | Cork County Borough      | 7.9      | 5.8      |
| Dun Laoghaire Borough     | 8.1      | 4.5      | Cork County              | 5.1      | 5.8      |
| Dublin County (remainder) | 4.5      | 4.1      | Kerry                    | 4.5      | 4.5      |
| Kildare                   | 5.8      | 6.9      | Limerick County Borough  | 10.6     | 6.7      |
| Kilkenny                  | 5.7      | 5.2      | Limerick County          | 4.6      | 5.6      |
| Laois                     | 4.5      | 5.2      | Tipperary, N.R.          | 5.2      | 5.3      |
| Longford                  | 4.9      | 5.2      | Tipperary, S.R.          | 4.9      | 4.7      |
| Louth                     | 7.8      | 7.2      | Waterford County Borough | 8.1      | 6.2      |
| Meath                     | 5.4      | 5.6      | Waterford County         | 4.5      | 5.2      |
| Offaly                    | 4.9      | 5.1      |                          |          |          |
| Westmeath                 | 6.0      | 5.5      |                          |          |          |
| Wexford                   | 5.7      | 5.6      | MUNSTER                  | 5.8      | 5.4      |
| Wicklow                   | 7.1      | 6.1      |                          |          |          |
|                           |          |          | Galway                   | 4.7      | 4.0      |
| LEINSTER                  | 7.0      | 6.4      | Leitrim                  | 3.2      | 3.3      |
|                           |          |          | Mayo                     | 4.1      | 3.5      |
|                           |          |          | Roscommon                | 4.3      | 3.1      |
| Cavan                     | 4.3      | 4.0      | Sligo                    | 4.3      | 4.1      |
| Donegal                   | 5.9      | 4.5      |                          |          |          |
| Monaghan                  | 5.4      | 4.7      | CONNACHT                 | 4.3      | 3.7      |
|                           |          |          |                          |          |          |
| ULSTER (part of)          | 5.4      | 4.4      | TOTAL                    | 6.1      | 5.6      |

It will be observed that rates (a) and (b) differ on account of the fact that marriages of men whose area of residence was outside the country were included in the calculation of rate (a) and excluded from rate (b). The main difference between rate (a) and (b) is in the much lower figures for the county boroughs. In the case of the question on intended future permanent residence the accuracy of many of the entries was not as high as for the other information supplied. There were 340 marriages registered in which no information on future residence was provided. Nevertheless the answers to this question revealed that, in a high proportion of cases, the intended future residence was outside the State. Out of the total of 17,788 marriages registered in 1967 there were 2,242 or 13 per cent where the intended future residence was outside the State. These cases are examined in some detail in TABLES 53 to 59. In the case of 1,533 marriages the future residence was in England and Wales, 279 in the Six Counties, 59 in Scotland, 48 in other parts of Europe, 146 in the United States of America, 98 in Canada, 20 in Australia and New Zealand and 59 elsewhere. The age distributions and average ages of the grooms and brides going to the various countries are shown in TABLES 53 and 54 respectively. It will be seen that the average ages of the men and women marrying and then going abroad were somewhat below those for all marriages in the State. The marriages of persons going abroad are shown classified by social groups of groom and bride in TABLES 55 and 56 respectively. By comparing TABLES 47 and 55 it is possible to examine the proportions of men marrying in each social group who intended to reside outside the country, and it is found that this proportion varied considerably between the different groups. Table VII contains the results obtained.

**TABLE VII**  
**PERCENTAGE OF MEN MARRYING IN EACH SOCIAL GROUP WHOSE INTENDED FUTURE RESIDENCE WAS**  
**OUTSIDE THE STATE IN 1966 AND 1967.**

| Social group of groom                          | Percentage with intended future residence outside the State |           |
|--|---|-----------|
|  | 1966  | 1967      |
|  | Per cent  |           |
| Farmers, relatives assisting and farm managers | 2   | 2         |
| Other agricultural occupations and fishermen   | 6   | 5         |
| Higher professionals                           | 29  | 27        |
| Lower professionals                            | 24  | 20        |
| Employers and managers (including shopkeepers) | 14  | 17        |
| Salaried employees                             | 14  | 11        |
| Intermediate non-manual workers                | 13  | 13        |
| Other non-manual workers                       | 13  | 12        |
| Skilled manual workers                         | 16  | 16        |
| Other manual workers                           | 14  | 13        |
| <b>TOTAL, ALL GROUPS COMBINED</b>              | <b>13</b>   | <b>13</b> |

A classification of marriages of persons going abroad, by form of marriage ceremony, is made in TABLE 57. By comparison with TABLE 42, it will be seen that the proportions that these represent of all marriages in the State are as shown in the following table:-

**TABLE VIII**  
**PERCENTAGE OF MARRIAGES OF EACH DENOMINATION IN THE CASE OF WHICH THE FUTURE RESIDENCE WAS**  
**OUTSIDE THE STATE IN 1966 AND 1967.**

| Form of ceremony  | Percentage with intended future residence outside the State |           |
|-------------------|---|-----------|
|                   | 1966  | 1967      |
|                   | Per cent  |           |
| Catholic          | 13  | 12        |
| Church of Ireland | 26  | 25        |
| Presbyterian      | 38  | 43        |
| Methodist         | 39*   | 43*       |
| Jewish            | 25*   | -         |
| Civil marriage    | 19*   | 15*       |
| <b>TOTAL</b>      | <b>13</b>   | <b>13</b> |

\*Percentage based on small numbers.

Finally, in TABLES 58 and 59 the marriages in the case of which the intended future residence was outside the State are shown classified by area of residence before marriage of groom and bride. The proportions which these marriages represent of the total when classified according to area of residence of groom are shown in Table IX.

**TABLE IX**  
**PERCENTAGE OF MARRIAGES IN 1966 AND 1967 IN THE CASE OF WHICH THE INTENDED FUTURE**  
**RESIDENCE WAS OUTSIDE THE STATE, ACCORDING TO AREA OF RESIDENCE OF GROOM**  
**BEFORE MARRIAGE.**

| Area of residence of groom before marriage | Percentage with intended future residence outside the State |      |
|--|---|------|
|  | 1966  | 1967 |
|  | Per cent  |      |
| Dublin County Borough and Dun Laoghaire    | 8   | 8    |
| Remainder of Leinster                      | 4   | 3    |
| Munster                                    | 3   | 3    |
| Connacht                                   | 6   | 4    |
| Ulster (part of)                           | 8   | 9    |
| Outside the State                          | 93  | 92   |

## BIRTHS

Under a system for the collection of statistics of births introduced in 1955 a considerable volume of information dealing with such matters as age of mother at maternity, parity of birth and duration of marriage has become available. These statistics in respect of births registered in 1967 are presented in TABLES 35 to 41.

The number of births registered during the year 1967 was 61,307, 31,642 males and 29,665 females. The corresponding figures for 1966 were 62,215, 32,173 and 30,042 respectively. The birth rate in 1967 was 21.1 per 1,000 population compared with 21.6 in 1966.

TABLE X  
NUMBERS OF BIRTHS IN IRELAND\* AND BIRTH RATES PER 1,000 POPULATION IN IRELAND AND NEIGHBOURING COUNTRIES, 1958-1967.

| Year | Numbers of births<br>(in thousands)<br>Ireland* | Birth rate per 1,000 population |              |                   |          |
|------|---|---------------------------------|--------------|-------------------|----------|
|      |   | Ireland*                        | Six Counties | England and Wales | Scotland |
| 1958 | 59.5  | 20.9                            | 21.6         | 16.4              | 19.4     |
| 1959 | 60.2  | 21.1                            | 21.9         | 16.4              | 19.2     |
| 1960 | 60.7  | 21.5                            | 22.5         | 17.1              | 19.6     |
| 1961 | 59.8  | 21.2                            | 22.4         | 17.5              | 19.5     |
| 1962 | 61.8  | 21.8                            | 22.7         | 17.9              | 20.1     |
| 1963 | 63.2  | 22.2                            | 23.1         | 18.2              | 19.7     |
| 1964 | 64.1  | 22.4                            | 23.6         | 18.5              | 20.0     |
| 1965 | 63.5  | 22.1                            | 23.1         | 18.1              | 19.3     |
| 1966 | 62.2  | 21.6                            | 22.5         | 17.7              | 18.6     |
| 1967 | 61.3  | 21.1                            | 22.4         | 17.2              | 18.6     |

\*Exclusive of the Six Counties

For the third successive year, the crude birth rates showed decreases in all areas, except Scotland where it remained the same as in 1966.

## CLASSIFICATION BY AGE AT MATERNITY, PARITY AND DURATION OF MARRIAGE

In TABLE 39 is shown the total number of births registered in 1967 classified by age of mother at maternity and number of previous liveborn children. The number of births in the case of which the mother's age was not stated was 481 or 0.8 per cent of the total, and the number where the parity was not stated was 273 or 0.4 per cent of the total. The results contained in TABLE 39 are summarised in Table XI.

TABLE XI  
BIRTHS REGISTERED IN 1967 CLASSIFIED BY AGE OF MOTHER AT MATERNITY AND NUMBER OF PREVIOUS CHILDREN.

| Age at maternity  | Number of previous children |               |               |              |              |              |              |              |             |            |
|-------------------|-----------------------------|---------------|---------------|--------------|--------------|--------------|--------------|--------------|-------------|------------|
|                   | Total                       | 0             | 1             | 2            | 3            | 4            | 5 to 9       | 10 to 14     | 15 and over | Not stated |
| Under 20 years    | 1,825                       | 1,441         | 305           | 62           | 11           | 3            | -            | -            | -           | 3          |
| 20-24 years       | 12,016                      | 6,164         | 3,493         | 1,478        | 626          | 183          | 71           | -            | -           | 1          |
| 25-29 "           | 16,698                      | 4,313         | 4,700         | 3,607        | 2,081        | 1,056        | 935          | 6            | -           | -          |
| 30-34 "           | 15,089                      | 1,801         | 2,542         | 3,041        | 2,729        | 1,946        | 2,858        | 167          | 1           | 4          |
| 35-39 "           | 10,578                      | 768           | 1,003         | 1,400        | 1,626        | 1,577        | 3,620        | 556          | 28          | -          |
| 40-44 "           | 4,263                       | 212           | 227           | 344          | 444          | 556          | 1,897        | 520          | 62          | 1          |
| 45 years and over | 357                         | 19            | 7             | 15           | 27           | 41           | 177          | 62           | 8           | 1          |
| Not stated        | 481                         | 97            | 29            | 15           | 17           | 14           | 39           | 7            | -           | 263        |
| <b>TOTAL</b>      | <b>61,307</b>               | <b>14,815</b> | <b>12,306</b> | <b>9,962</b> | <b>7,561</b> | <b>5,376</b> | <b>9,597</b> | <b>1,318</b> | <b>99</b>   | <b>273</b> |

In preparing this table the procedure in the case of multiple births was to count each child as an individual birth. For instance if a fifth pregnancy produced twins the children would be classified as a fifth and sixth child in parity order.



There was little change from 1966 to 1967 in the distribution of births according to age of mother at maternity, as may be seen from Table XII in the calculation of which only those births where the age was stated are, of course, included. This table also illustrates the striking difference between this country and England and Wales and Scotland in respect of the distribution ages of mothers at maternity.

TABLE XII  
PERCENTAGE DISTRIBUTION OF BIRTHS ACCORDING TO AGE OF MOTHER AT MATERNITY IN IRELAND\*  
IN 1966 AND 1967 AND IN ENGLAND AND WALES AND SCOTLAND IN 1967.

| Age at maternity         | Ireland*     |              | England and Wales | Scotland     |
|--------------------------|--------------|--------------|-------------------|--------------|
|                          | 1966         | 1967         | 1967              | 1967         |
|                          | Per cent     |              |                   |              |
| Under 20 years           | 2.7          | 3.0          | 10.2              | 9.8          |
| 20-24 years              | 18.7         | 19.8         | 35.0              | 33.2         |
| 25-29 "                  | 27.8         | 27.4         | 29.3              | 29.6         |
| 30-34 "                  | 24.9         | 24.8         | 15.6              | 16.6         |
| 35-39 "                  | 18.0         | 17.4         | 7.6               | 8.3          |
| 40-44 "                  | 7.3          | 7.0          | 2.1               | 2.3          |
| 45 years and over        | 0.6          | 0.6          | 0.2               | 0.2          |
| <b>TOTAL</b>             | <b>100.-</b> | <b>100.-</b> | <b>100.-</b>      | <b>100.-</b> |
| Average age at maternity | 30.6         | 30.4         | 26.6              | 26.9         |

\*Exclusive of the Six Counties.

The difference between this country and England and Wales and Scotland shown in Table XII is due to the facts that (a) women in Ireland marry at a later age and (b) married women in Ireland have on the average more children, as may be seen from Table XIV. When attention is confined to legitimate first births, in order to eliminate the effect of factor (b), the difference remains very pronounced as may be seen from Table XIII.

TABLE XIII  
PERCENTAGE DISTRIBUTION OF LEGITIMATE FIRST BIRTHS ACCORDING TO AGE OF MOTHER AT MATERNITY  
IN IRELAND\* IN 1966 AND 1967 AND IN ENGLAND AND WALES AND SCOTLAND IN 1967.

| Age at maternity         | Ireland*     |              | England and Wales | Scotland     |
|--------------------------|--------------|--------------|-------------------|--------------|
|                          | 1966         | 1967         | 1967              | 1967         |
|                          | Per cent     |              |                   |              |
| Under 20 years           | 6.8          | 7.0          | 17.8              | 19.2         |
| 20-24 years              | 40.0         | 41.8         | 50.1              | 48.6         |
| 25-29 "                  | 32.6         | 31.1         | 22.7              | 21.8         |
| 30-34 "                  | 13.7         | 13.0         | 6.7               | 7.1          |
| 35-39 "                  | 5.5          | 5.5          | 2.2               | 2.7          |
| 40-44 "                  | 1.3          | 1.5          | 0.5               | 0.6          |
| 45 years and over        | 0.1          | 0.1          | 0.0               | 0.0          |
| <b>TOTAL</b>             | <b>100.-</b> | <b>100.-</b> | <b>100.-</b>      | <b>100.-</b> |
| Average age at maternity | 26.6         | 26.2         | 23.8              | 23.9         |

\*Exclusive of the Six Counties.

Fertility rates in Ireland and in England and Wales in 1967 are compared in Table XIII.

TABLE XIII

## BIRTHS PER 1,000 WOMEN IN EACH AGE GROUP, IRELAND\* AND ENGLAND AND WALES, 1967.

| Age of mother at maternity | Legitimate and illegitimate births (all women) |                        | Legitimate births per 1,000 married women |                        | Illegitimate births per 1,000 single, widowed and divorced women |                        |
|----------------------------|--|------------------------|---|------------------------|--|------------------------|
|                            | Ireland* 1967                                  | England and Wales 1967 | Ireland* 1967                             | England and Wales 1967 | Ireland* 1967  | England and Wales 1967 |
| 15-19 years                | 14.4   | 48.6                   | 653.2                                     | 464.6                  | 4.1  | 13.5                   |
| 20-24 "                    | 132.7  | 165.4                  | 500.7                                     | 265.8                  | 9.0  | 31.6                   |
| 25-29 "                    | 224.7  | 164.9                  | 358.4                                     | 186.0                  | 6.7  | 51.4                   |
| 30-34 "                    | 207.2  | 92.0                   | 273.6                                     | 98.3                   | 5.2  | 42.9                   |
| 35-39 "                    | 135.9  | 43.4                   | 175.1                                     | 45.3                   | 3.3  | 26.5                   |
| 40-44 "                    | 51.7   | 11.3                   | 66.5                                      | 11.8                   | 0.9  | 7.9                    |
| 45-49 "                    | 4.3  | 0.8                    | 5.7                                       | 0.9                    | 0.2  | 0.5                    |
| Total, 15-49 years         | 100.2  | 75.7                   | 191.2                                     | 99.5                   | 5.0  | 21.0                   |

\*Exclusive of the Six Counties.

In each age group the number of legitimate births per 1,000 married women was considerably higher in Ireland than in England and Wales. In the 15-19 year group the Irish rate was 41 per cent above that in England and Wales, in the 20-24 year group 88 per cent greater, while the excess in the Irish rate rose steadily with increasing age. The number of illegitimate births per 1,000 single, widowed and divorced women was appreciably lower at all ages in Ireland than in England and Wales. On account of the much higher proportion of women married at the younger ages in England and Wales the fertility rates for all women combined were higher in England and Wales than in Ireland in the 15-19 and 20-24 year groups, but at the later ages the Irish rate was considerably higher.

The total number of illegitimate births was 1,540, being 104 more than in 1966. This was equivalent to an annual rate of 5.0 per 1,000 unmarried females and was 2.5 per cent of total births, being the highest percentage recorded since 1952. The number of illegitimate births has shown an increase every year since 1959 when the lowest ever number was recorded.

The percentage distribution of births according to the number of previous children in 1967 and 1966 is shown in Table XIV and a comparison made with the corresponding distributions in England and Wales and Scotland in 1967.

TABLE XIV

## PERCENTAGE DISTRIBUTION OF BIRTHS ACCORDING TO NUMBER OF PREVIOUS CHILDREN IN IRELAND\* IN 1966 AND 1967 AND IN ENGLAND AND WALES AND SCOTLAND IN 1967.

| Number of previous children | Ireland* |       | England and Wales (1967) | Scotland (1967) |
|-----------------------------|----------|-------|--------------------------|-----------------|
|                             | 1966     | 1967  |                          |                 |
|                             | Per cent |       |                          |                 |
| 0                           | 23.9     | 24.3  | 37.9                     | 35.5            |
| 1                           | 19.6     | 20.2  | 31.9                     | 29.1            |
| 2                           | 16.2     | 16.3  | 16.1                     | 17.3            |
| 3                           | 12.3     | 12.4  | 7.2                      | 8.9             |
| 4                           | 9.0      | 8.8   | 3.4                      | 4.4             |
| 5 to 9                      | 16.6     | 15.7  | 3.3                      | 4.6             |
| 10 to 14                    | 2.3      | 2.1   | 0.1                      | 0.2             |
| 15 and over                 | 0.2      | 0.2   | 0.0                      | 0.0             |
| TOTAL                       | 100.—    | 100.— | 100.—                    | 100.—           |

\*Exclusive of the Six Counties.

The difference between the years 1967 and 1966 in respect of the percentage distribution according to number of previous children was very slight. The percentage of women with large families was considerably higher in Ireland than in England and Wales or Scotland. In Ireland in 1967, 18.0 per cent of the mothers had 5 or more previous children, the corresponding percentages being only 3.4 in England and Wales and 4.8 in Scotland.

#### MULTIPLE BIRTHS

The number of maternities in 1967 which resulted in multiple live births was 843 consisting of 836 sets of twins and 7 of triplets. This is equivalent to a "twinning rate" (number of live twins per 1,000 maternities which resulted in live births) of 14 compared with a rate of 11 for Scotland. Table XIVA summarizes the number of multiple births and the "twinning rate" for the years 1958-1967.

TABLE XIVA

NUMBER OF MULTIPLE BIRTHS IN IRELAND 1958-1967 AND THE NUMBER OF TWINS PER 1,000 MATERNITIES IN THE SAME PERIOD

| Year | Live Births | Maternities which resulted in live issue | Twins | Triplets | Quadruplets | Twinning rate |
|------|-------------|--|-------|----------|-------------|---------------|
| 1958 | 59,510      | 58,627                                   | 873   | 5        | -           | 15            |
| 1959 | 60,188      | 59,268                                   | 892   | 14       | -           | 15            |
| 1960 | 60,735      | 59,817                                   | 896   | 11       | -           | 15            |
| 1961 | 59,825      | 58,902                                   | 911   | 6        | -           | 15            |
| 1962 | 61,782      | 60,826                                   | 926   | 12       | 2           | 15            |
| 1963 | 63,246      | 62,264                                   | 960   | 11       | -           | 15            |
| 1964 | 64,072      | 63,177                                   | 873   | 11       | -           | 14            |
| 1965 | 63,525      | 62,648                                   | 850   | 12       | 1           | 14            |
| 1966 | 62,215      | 61,339                                   | 858   | 9        | -           | 14            |
| 1967 | 61,307      | 60,457                                   | 836   | 7        | -           | 14            |

## DEATHS

The number of deaths registered during the year 1967 was 31,400 of which 17,035 were those of males and 14,365 those of females, equivalent to a rate of 10.83 deaths per 1,000 total population, compared with 12.18 in the previous year.

In Table 9 are shown the average annual death rates, by age group, for decennial periods from 1864 to 1960 and the death rates for each year 1961 to 1967.

While the crude death rate per 1,000 population has shown a gradual downward trend since the beginning of the century, striking falls have occurred in the death rates at the younger ages. The age group 65-74 has shown a considerable decline also.

Table XV compares the death rates in the years 1958-1967 with those in the Six Counties, England and Wales and Scotland. The death rate in this country in 1967 was somewhat higher than in the Six Counties and lower than that for England and Wales and Scotland.

TABLE XV

## DEATH RATES PER 1,000 POPULATION IN IRELAND AND NEIGHBOURING COUNTRIES, 1958-1967

| Year | Numbers of deaths (thousands) Ireland* | Death rate per 1,000 population |              |                   |          |
|------|--|---------------------------------|--------------|-------------------|----------|
|      |  | Ireland*                        | Six Counties | England and Wales | Scotland |
| 1958 | 34.2                                   | 12.0                            | 10.8         | 11.7              | 12.1     |
| 1959 | 34.2                                   | 12.0                            | 10.9         | 11.6              | 12.2     |
| 1960 | 32.7                                   | 11.5                            | 10.8         | 11.5              | 11.9     |
| 1961 | 34.8                                   | 12.3                            | 11.3         | 12.0              | 12.3     |
| 1962 | 33.8                                   | 12.0                            | 10.6         | 11.9              | 12.2     |
| 1963 | 33.8                                   | 11.9                            | 11.0         | 12.2              | 12.6     |
| 1964 | 32.6                                   | 11.4                            | 10.5         | 11.3              | 11.7     |
| 1965 | 33.0                                   | 11.5                            | 10.6         | 11.5              | 12.1     |
| 1966 | 35.1                                   | 12.2                            | 11.1         | 11.7              | 12.3     |
| 1967 | 31.4                                   | 10.8                            | 9.8          | 11.2              | 11.5     |

\*Exclusive of the Six Counties.

## COMPARISON BETWEEN COUNTIES

A difficulty arises when comparisons are made between the death rates in different regions of the country, due to the fact that the age distribution of the population varies considerably from one county to another. Thus, if a particular county contains a large proportion of elderly persons the crude death rate per 1,000 population will be relatively high even if the health conditions in that county are better than the general average. To overcome this difficulty standardised death rates are prepared. For a particular county this is done by calculating the death rate in each age group of the population in that county and then multiplying the death rate in each age group by the population in the whole country in that age group and summing the resulting products. This sum is then divided by the total population in the country at all ages to decide the standardised rate for the county.

In certain areas the standardised death rates differ appreciably from the crude rates. The standardised rates in 1967 were lowest in the counties of Donegal and Mayo and highest in the County Boroughs of Waterford and Cork.

Diagram 2.

STANDARDISED DEATH RATES (PER 1,000 POPULATION)  
FROM ALL CAUSES 1967

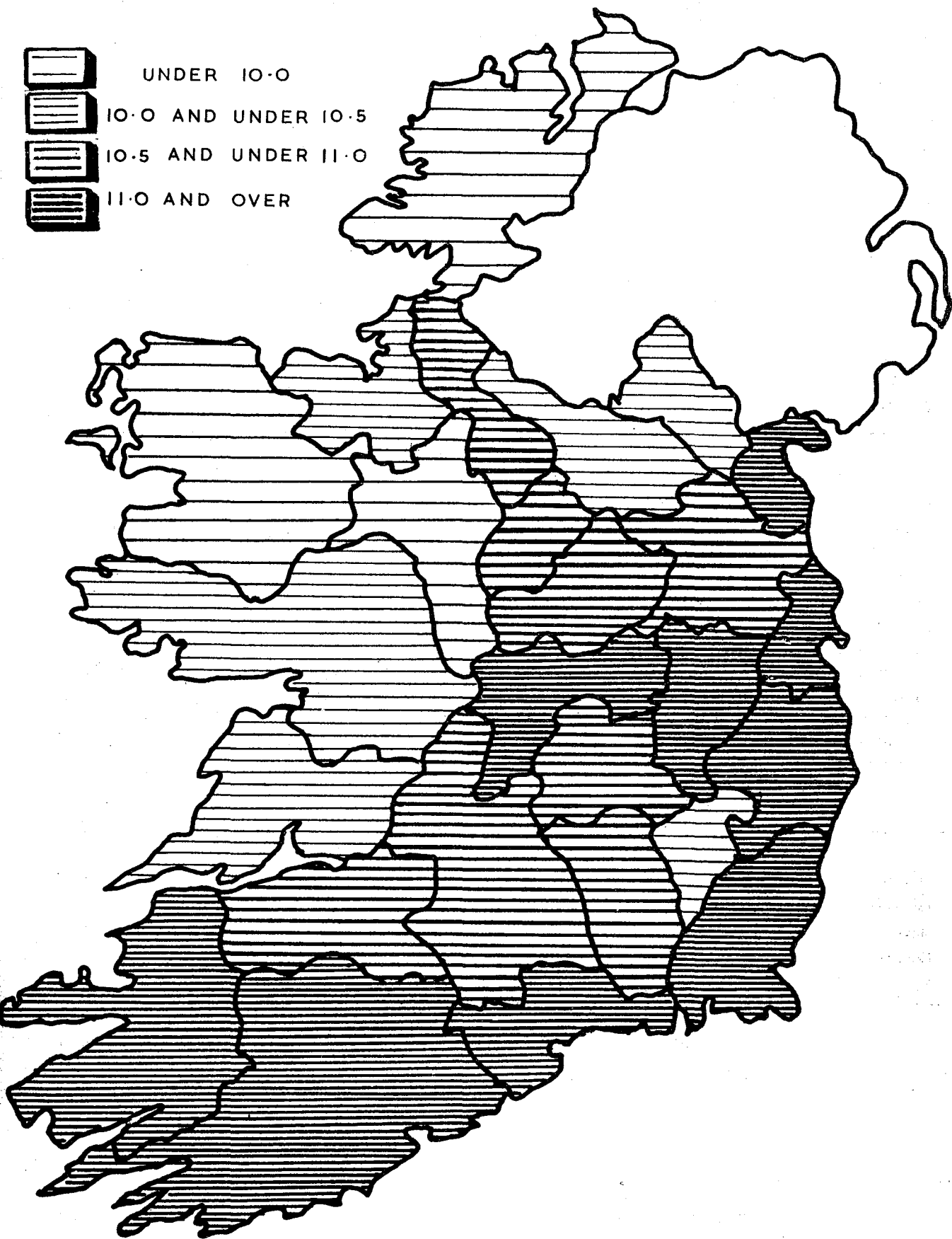
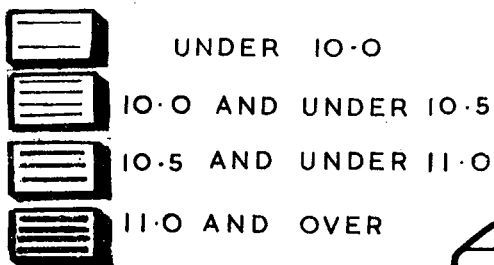


TABLE XVI

CRUDE AND STANDARDISED DEATH RATES IN EACH COUNTY AND COUNTY BOROUGH IN 1967.

| Area                      | Deaths per 1,000 population |              |
|---------------------------|-----------------------------|--------------|
|                           | Crude                       | Standardised |
| <b>TOTAL</b>              | <b>10.83</b>                | <b>10.83</b> |
| Carlow                    | 10.30                       | 10.45        |
| Dublin County Borough     | 9.41                        | 11.59        |
| Dun Laoghaire Borough     | 11.98                       | 11.71        |
| Dublin County (Remainder) | 6.18                        | 10.09        |
| Kildare                   | 9.22                        | 11.60        |
| Kilkenny                  | 11.57                       | 10.91        |
| Laois                     | 11.54                       | 10.94        |
| Longford                  | 12.55                       | 10.85        |
| Louth                     | 10.03                       | 11.34        |
| Meath                     | 10.40                       | 10.92        |
| Offaly                    | 10.54                       | 11.11        |
| Westmeath                 | 11.38                       | 10.86        |
| Wexford                   | 11.56                       | 11.03        |
| Wicklow                   | 10.86                       | 11.38        |
| <b>LEINSTER</b>           | <b>9.70</b>                 | <b>11.24</b> |
| Clare                     | 12.50                       | 10.25        |
| Cork County Borough       | 10.57                       | 12.39        |
| Cork County               | 12.41                       | 11.11        |
| Kerry                     | 13.02                       | 11.11        |
| Limerick County Borough   | 8.77                        | 11.29        |
| Limerick County           | 11.47                       | 10.79        |
| Tipperary, N.R.           | 11.32                       | 10.75        |
| Tipperary, S.R.           | 11.42                       | 11.07        |
| Waterford County Borough  | 12.17                       | 13.90        |
| Waterford County          | 11.74                       | 10.31        |
| <b>MUNSTER</b>            | <b>11.71</b>                | <b>11.17</b> |
| Galway                    | 11.67                       | 10.43        |
| Leitrim                   | 14.76                       | 10.54        |
| Mayo                      | 12.81                       | 9.50         |
| Roscommon                 | 13.12                       | 9.80         |
| Sligo                     | 12.90                       | 10.42        |
| <b>CONNACHT</b>           | <b>12.59</b>                | <b>10.07</b> |
| Cavan                     | 12.28                       | 10.20        |
| Donegal                   | 11.34                       | 9.12         |
| Monaghan                  | 11.53                       | 10.31        |
| <b>ULSTER (part of)</b>   | <b>11.63</b>                | <b>9.65</b>  |

## CAUSES OF DEATH

The tables in this Report showing cause of death are based on the Seventh Revision of the International Statistical Classification of Diseases, Injuries and Causes of Death, 1955, prepared by the World Health Organisation. The Seventh Revision was used for the first time in classifying deaths by causes in the 1958 Report. The Reports for the years 1950 to 1957 were based on the Sixth Revision.

TABLE XVII

AVERAGE ANNUAL NUMBER OF DEATHS AND DEATH RATES IN EACH PERIOD 1950-52, 1955-57, 1960-62 AND 1965-67 FROM SOME OF THE PRINCIPAL CAUSES.

| I.L. Nos.       | Causes  | 1950-52                                     | 1955-57        | 1960-62        | 1965-67        |
|-----------------|---|---|----------------|----------------|----------------|
|                 |   | Average Annual Number                       |                |                |                |
| 001-019         | Tuberculosis, all forms                           | 2,040                                       | 758            | 438            | 309            |
| Rem. to 138     | Other infective and parasitic diseases            | 349   | 187            | 143            | 99             |
| 140-205         | Cancer  | 4,194                                       | 4,695          | 4,787          | 5,083          |
| 330-334         | Vascular lesions affecting central nervous system | 2,907                                       | 3,738          | 3,960          | 4,284          |
| 410-434         | Diseases of the heart                             | 10,519                                      | 10,580         | 10,884         | 10,690         |
| 400-468 Rem.    | Other diseases of the circulatory system          | 1,620                                       | 2,172          | 1,958          | 1,991          |
| 480-483         | Influenza   | 987   | 502            | 554            | 397            |
| 470-475,490-527 | Other diseases of the respiratory system          | 2,667                                       | 2,407          | 2,788          | 3,291          |
| 794             | Senility  | 4,436                                       | 2,680          | 2,010          | 1,251          |
|                 | Other diseases                                    | 7,769                                       | 6,287          | 5,233          | 4,633          |
| E800-E999       | Accidents and other external causes               | 921   | 988            | 998            | 1,150          |
|                 | <b>ALL CAUSES</b>                                 | <b>38,409</b>                               | <b>34,994</b>  | <b>33,753</b>  | <b>33,178</b>  |
|                 |   | Average annual rates per 100,000 population |                |                |                |
| 001-019         | Tuberculosis, all forms                           | 68.9  | 26.2           | 15.5           | 10.7           |
| Rem. to 138     | Other infective and parasitic diseases            | 11.8  | 6.5            | 5.1            | 3.4            |
| 140-205         | Cancer  | 141.6                                       | 162.0          | 169.3          | 176.2          |
| 330-334         | Vascular lesions affecting central nervous system | 98.2  | 129.0          | 140.1          | 148.5          |
| 410-434         | Diseases of the heart                             | 355.3                                       | 365.0          | 385.1          | 370.7          |
| 400-468 Rem.    | Other diseases of the circulatory system          | 54.7  | 74.9           | 69.3           | 69.0           |
| 480-483         | Influenza   | 33.3  | 17.3           | 19.6           | 13.8           |
| 470-475,490-527 | Other diseases of the respiratory system          | 90.1  | 83.0           | 98.6           | 114.1          |
| 794             | Senility  | 149.8                                       | 92.5           | 71.1           | 43.6           |
|                 | Other diseases                                    | 262.6                                       | 216.9          | 185.1          | 160.6          |
| E800-E999       | Accidents and other external causes               | 31.1  | 34.1           | 35.3           | 39.9           |
|                 | <b>ALL CAUSES</b>                                 | <b>1,297.4</b>                              | <b>1,207.4</b> | <b>1,194.1</b> | <b>1,150.4</b> |

From Table XVII it can be seen that the major difference between the periods 1950-52 and 1965-67 has been the big drop in deaths from tuberculosis. The rate for 1965-67 was less than one-sixth of the rate in 1950-52. In the case of other infective and parasitic diseases the rate dropped to one third of the 1950-52 rate. There were also significant falls in deaths from influenza and senility; in the case of senility the drop can be attributed to a decrease in the number of uncertified deaths and better certification of cause of death. Heart diseases remained the single biggest cause of death, over twice as many people dying from heart disease as from the next biggest cause of death, i.e. cancer, which had an increase of 24 per cent. As can also be seen from the table deaths from vascular lesions showed the biggest increase over the period, almost half as many again died from this cause in 1965-67 as in 1950-52.

TABLE  
AGE-SEX SPECIFIC DEATH RATES FOR THE

| I.D.L. Nos.                         | Cause of Death  | Death rates per 100,000 corresponding population |              |              |              |             |             |             |             |              |             |
|-------------------------------------|---|--|--------------|--------------|--------------|-------------|-------------|-------------|-------------|--------------|-------------|
|                                     |   | All ages   |              | 0-4          |              | 5-14        |             | 15-24       |             | 25-34        |             |
|                                     |   | M  | F            | M            | F            | M           | F           | M           | F           | M            | F           |
|                                     | <b>All Causes</b>   | <b>1,170.1</b>                                   | <b>995.7</b> | <b>607.2</b> | <b>465.3</b> | <b>45.2</b> | <b>29.2</b> | <b>85.8</b> | <b>35.5</b> | <b>122.0</b> | <b>82.4</b> |
| 001-019                             | Tuberculosis, all forms   | 11.1   | 6.2          | 0.6          | 2.0          | 1.0         | -           | 0.4         | -           | 2.6          | 1.4         |
| 020-138                             | Other infective and parasitic diseases  | 4.5  | 3.5          | 9.9          | 7.1          | 2.7         | 2.6         | 1.7         | 0.4         | 1.3          | 2.0         |
| 001-138                             | Total infective and parasitic diseases  | 15.6   | 9.7          | 10.5         | 9.1          | 3.7         | 2.6         | 2.1         | 0.4         | 3.9          | 3.4         |
|                                     | Malignant neoplasms of  |  |              |              |              |             |             |             |             |              |             |
| 150                                 | oesophagus  | 5.8  | 6.0          | -            | -            | -           | -           | -           | -           | -            | -           |
| 151                                 | stomach   | 32.9   | 23.7         | -            | -            | 0.3         | -           | -           | 0.4         | 2.6          | 2.0         |
| 152, 153                            | intestines  | 16.2   | 20.6         | -            | -            | -           | 0.3         | 0.4         | 0.4         | 0.7          | 2.7         |
| 154                                 | rectum  | 8.3  | 6.8          | -            | -            | -           | -           | 0.4         | -           | 1.9          | 0.7         |
| 157                                 | pancreas  | 11.3   | 7.2          | -            | -            | -           | -           | -           | -           | 0.7          | -           |
| 155, 156,<br>158, 159               | other and unspecified digestive organs  | 5.7  | 5.9          | -            | -            | -           | -           | -           | -           | -            | 0.7         |
| 150-159                             | digestive organs and peritoneum   | 80.2   | 70.2         | -            | -            | 0.3         | 0.3         | 0.8         | 0.8         | 5.9          | 6.1         |
| 162, 163                            | bronchus, trachea and lung  | 44.1   | 11.4         | -            | -            | -           | -           | -           | 0.4         | 0.7          | -           |
| 170                                 | breast  | 0.1  | 29.3         | -            | -            | -           | -           | -           | -           | -            | 3.3         |
| 177                                 | prostate  | 17.2   | -            | -            | -            | -           | -           | -           | -           | -            | -           |
| 171-176,<br>178-181                 | other genito-urinary organs   | 8.3  | 23.4         | 3.1          | 1.3          | 0.3         | 1.1         | 0.4         | -           | 1.3          | 4.1         |
| 140-8, 160,<br>161, 164-5,<br>190-9 | other and unspecified sites   | 26.8   | 19.4         | 2.5          | 2.6          | 1.0         | 0.3         | 5.6         | 3.2         | 4.0          | 5.4         |
| 200-205                             | lymphatic and haematopoietic tissues  | 12.6   | 8.4          | 6.2          | 2.6          | 5.8         | 2.1         | 3.4         | 2.3         | 7.3          | 2.0         |
| 140-205                             | Total malignant neoplasms   | 189.3  | 162.1        | 11.8         | 6.5          | 7.4         | 3.8         | 10.2        | 6.7         | 19.2         | 20.9        |
| 260                                 | Diabetes mellitus   | 7.1  | 11.7         | -            | -            | 0.3         | -           | -           | -           | -            | -           |
| 240-259,<br>261-289                 | Other allergic, endocrine system, metabolic and nutritional diseases          | 12.1   | 9.7          | 7.4          | 2.6          | 1.3         | -           | 3.0         | 0.9         | 1.9          | 2.7         |
| 330                                 | Subarachnoid haemorrhage  | 6.1  | 8.5          | -            | 0.6          | 0.3         | -           | 1.3         | 0.4         | 4.0          | 4.1         |
| 331                                 | Cerebral haemorrhage  | 52.8   | 66.9         | 0.6          | 0.6          | 0.7         | -           | 1.7         | -           | 1.3          | 2.0         |
| 332                                 | Cerebral embolism and thrombosis  | 56.1   | 66.4         | -            | -            | -           | -           | -           | -           | 0.7          | -           |
| 333, 334                            | Other and ill-defined vascular lesions affecting central nervous system       | 14.0   | 17.5         | -            | 0.6          | 0.7         | -           | -           | -           | -            | -           |
| 330-334                             | Vascular lesions affecting central nervous system                             | 129.0  | 159.3        | 0.6          | 1.8          | 1.7         | -           | 3.0         | 0.4         | 6.0          | 6.1         |
| 340-398                             | Other diseases of the nervous system and sense organs                         | 16.7   | 14.6         | 10.5         | 6.0          | 2.0         | 2.1         | 2.2         | 2.3         | 6.6          | 4.7         |
| 410-416                             | Chronic rheumatic heart disease   | 7.7  | 11.2         | -            | -            | -           | -           | 1.3         | 1.8         | 0.7          | 2.7         |
| 420                                 | Arteriosclerotic heart disease including coronary disease                     | 246.6  | 142.1        | -            | -            | -           | -           | -           | -           | 8.0          | 2.7         |
| 421                                 | Chronic endocarditis not specified as rheumatic                               | 8.2  | 8.1          | -            | -            | -           | -           | -           | -           | -            | -           |
| 422                                 | Other myocardial degeneration   | 85.0   | 97.8         | -            | 0.6          | -           | -           | -           | -           | 0.7          | 1.4         |
| 420-422                             | Arteriosclerotic and degenerative heart disease                               | 339.8  | 248.0        | -            | 0.6          | -           | -           | -           | -           | 8.7          | 4.1         |
| 430-434                             | Other diseases of heart   | 48.6   | 45.0         | -            | 0.6          | 0.3         | 0.3         | 0.4         | 1.4         | 0.7          | 2.0         |
| 440-443                             | Hypertensive heart disease  | 17.0   | 18.6         | -            | -            | -           | -           | -           | -           | 0.7          | -           |
| 410-443                             | Heart diseases including hypertensive   | 413.1  | 322.8        | -            | 1.2          | 0.3         | 0.3         | 1.7         | 3.2         | 10.8         | 8.8         |
| 450                                 | General arteriosclerosis  | 25.3   | 27.9         | -            | -            | -           | -           | -           | -           | -            | -           |
| 400-402,<br>444-447,<br>451-468     | Other diseases of the circulatory system                                      | 23.1   | 19.5         | 1.2          | 0.6          | -           | 0.7         | 1.3         | -           | 1.3          | 2.0         |
| 480-483                             | Influenza   | 3.2  | 3.9          | 1.2          | 1.3          | -           | -           | -           | -           | 0.7          | 0.7         |
| 490-493                             | Pneumonia (excluding pneumonia of newborn)                                    | 42.2   | 40.0         | 59.4         | 44.0         | 2.3         | 3.5         | 2.6         | 0.9         | 2.6          | 4.7         |
| 500-502                             | Bronchitis  | 63.9   | 31.0         | 3.1          | 2.0          | 0.7         | 0.3         | 0.4         | 0.9         | 3.4          | 1.4         |
| 470-475,<br>510-527                 | Other diseases of the respiratory system                                      | 15.0   | 11.7         | 3.7          | 1.3          | 1.0         | 0.3         | 1.3         | 0.4         | 1.3          | 2.0         |
| 540, 541                            | Ulcer of stomach and duodenum   | 9.3  | 4.7          | -            | 0.6          | -           | -           | -           | -           | 3.4          | -           |
| 560, 561,<br>570                    | Intestinal obstruction and hernia   | 5.3  | 5.2          | 1.9          | 1.3          | -           | 0.3         | 0.9         | 0.4         | -            | -           |
| 543, 571,<br>572                    | Gastritis and duodenitis, enteritis and colitis (except diarrhoea of newborn) | 7.7  | 6.8          | 46.4         | 30.4         | -           | 0.3         | 0.4         | -           | -            | -           |
| 530-587(rem.)                       | Other diseases of digestive system  | 11.2   | 9.9          | 3.7          | 2.0          | 0.3         | 0.3         | 0.9         | 1.4         | 4.0          | 1.4         |
| 590-594                             | Nephritis and nephrosis   | 13.4   | 10.5         | 1.9          | 1.3          | 0.7         | 0.7         | 3.4         | 2.3         | 5.3          | 2.0         |
| 600-637                             | Other diseases of the genito-urinary system                                   | 17.9   | 7.5          | 1.9          | 0.6          | -           | 0.3         | 0.4         | 0.4         | 1.3          | 2.7         |
| 640-689                             | Deliveries and complications of pregnancy and childbirth                      | -  | 1.0          | -            | -            | -           | -           | -           | 0.4         | -            | 2.7         |
| 750-759                             | Congenital malformations  | 18.1   | 16.0         | 141.7        | 134.6        | 3.8         | 1.4         | 2.2         | 2.8         | 2.6          | 1.4         |
| 760-776                             | Certain diseases of early infancy   | 28.8   | 19.9         | 260.0        | 185.8        | -           | -           | -           | -           | -            | -           |
| 794                                 | Senility without mention of psychosis   | 29.5   | 36.0         | -            | -            | -           | -           | -           | -           | -            | -           |
| 210-795(rem.)                       | All other diseases  | 21.3   | 23.9         | 8.7          | 8.4          | 1.3         | 1.4         | 4.3         | 2.8         | 1.9          | 5.4         |
| E800-E962                           | Accidents   | 47.9   | 28.7         | 31.0         | 23.3         | 18.4        | 9.8         | 43.3        | 8.5         | 41.8         | 7.4         |
| E963-E999                           | Other external causes   | 4.1  | 1.7          | 0.6          | 0.6          | -           | 1.1         | 2.2         | 0.4         | 4.0          | 2.0         |



PRINCIPAL CAUSES OF DEATH IN 1967.

| Death rates per 100,000 corresponding population |       |       |       |         |         |         |         |          |         |             |          | I.D.L. Nos.                                  |
|--|-------|-------|-------|---------|---------|---------|---------|----------|---------|-------------|----------|--|
| 35-44  |       | 45-54 |       | 55-64   |         | 65-74   |         | 75-84    |         | 85 and over |          |  |
| M  | F     | M     | F     | M       | F       | M       | F       | M        | F       | M           | F        |  |
| 226.9  | 180.4 | 708.5 | 513.4 | 1,898.9 | 1,190.6 | 4,825.0 | 3,191.6 | 10,421.0 | 8,401.8 | 23,362.0    | 20,860.0 |  |
| 6.4  | 5.1   | 15.1  | 12.9  | 23.6    | 17.8    | 62.7    | 20.5    | 47.1     | 16.7    | 23.2        | 7.7      | 001-019                                      |
| 4.0  | 1.3   | 4.8   | 1.8   | 3.6     | 4.5     | 10.3    | 9.3     | 11.2     | 7.4     | 11.6        | 31.2     | 020-138                                      |
| 10.4   | 6.4   | 19.9  | 14.7  | 27.2    | 22.3    | 73.0    | 29.8    | 58.3     | 24.1    | 34.8        | 38.9     | 001-138                                      |
| 0.6  | 1.3   | 5.4   | 5.5   | 17.9    | 16.3    | 31.9    | 26.1    | 35.8     | 38.9    | 34.8        | 38.9     | 150  |
| 6.4  | 4.4   | 24.8  | 14.7  | 88.1    | 39.2    | 167.6   | 98.0    | 262.1    | 215.1   | 232.3       | 257.1    | 151  |
| 1.9  | 3.2   | 11.4  | 12.9  | 32.9    | 40.7    | 79.2    | 98.9    | 156.8    | 144.6   | 220.7       | 202.5    | 152, 153                                     |
| 2.6  | 1.3   | 6.0   | 7.3   | 19.3    | 10.4    | 38.1    | 30.8    | 62.7     | 53.8    | 127.8       | 54.5     | 154  |
| 1.3  | -     | 12.0  | 3.7   | 27.9    | 22.2    | 60.7    | 31.7    | 71.7     | 46.4    | 127.8       | 70.1     | 157  |
| -  | 1.9   | 7.2   | 4.9   | 10.0    | 14.1    | 24.7    | 28.9    | 67.2     | 37.1    | 34.8        | 31.2     | 155, 156, 158, 159                           |
| 12.8   | 12.1  | 66.8  | 49.0  | 196.1   | 142.9   | 402.2   | 314.4   | 656.3    | 535.9   | 778.2       | 654.3    | 150-159                                      |
| 10.3   | 3.2   | 47.6  | 20.2  | 158.2   | 40.0    | 229.3   | 39.2    | 206.1    | 40.8    | 116.2       | 62.4     | 162, 163                                     |
| -  | 21.6  | 0.6   | 66.8  | -       | 65.9    | 1.0     | 97.0    | -        | 115.0   | -           | 148.0    | 170  |
| -  | -     | 3.6   | -     | 20.8    | -       | 88.4    | -       | 246.5    | -       | 220.7       | -        | 177  |
| 0.6  | 15.9  | 8.4   | 39.8  | 17.9    | 65.9    | 38.1    | 79.3    | 67.2     | 96.5    | 58.1        | 85.7     | 171-176, 178-181                             |
| 12.2   | 8.9   | 23.6  | 16.5  | 52.3    | 36.3    | 113.1   | 85.8    | 215.1    | 94.5    | 313.7       | 210.3    | {140-8, 160, 161, 164-5, 190-9               |
| 6.4  | 5.1   | 15.7  | 8.6   | 20.8    | 25.2    | 40.1    | 31.7    | 62.7     | 24.1    | 58.1        | -        | 200-205                                      |
| 42.3   | 66.8  | 166.3 | 200.9 | 466.1   | 376.2   | 912.2   | 647.4   | 1,453.9  | 906.8   | 1,545.0     | 1,160.7  | 140-205                                      |
| 4.0  | -     | 7.2   | 3.7   | 11.4    | 18.5    | 37.0    | 55.0    | 58.3     | 122.4   | 81.3        | 101.3    | 260  |
| 9.7  | 5.1   | 16.3  | 11.0  | 26.5    | 25.9    | 48.3    | 37.4    | 44.8     | 50.1    | 58.1        | 7.7      | 240-259, 261-289                             |
| 5.2  | 5.1   | 7.8   | 17.8  | 17.2    | 20.7    | 27.8    | 22.4    | 13.4     | 38.9    | 11.6        | 38.9     | 330  |
| 7.1  | 3.2   | 36.1  | 29.4  | 81.6    | 89.5    | 270.5   | 274.3   | 508.7    | 684.2   | 975.8       | 965.9    | 331  |
| -  | -     | 10.2  | 6.1   | 46.5    | 30.3    | 259.1   | 228.6   | 764.0    | 769.5   | 1,626.4     | 1,924.0  | 332  |
| -  | -     | 2.4   | 3.7   | 15.0    | 11.8    | 54.5    | 54.1    | 201.7    | 196.6   | 395.0       | 506.3    | 333, 334                                     |
| 12.3   | 8.3   | 56.5  | 57.0  | 160.3   | 152.3   | 611.9   | 579.4   | 1,487.8  | 1,689.2 | 3,008.8     | 3,435.1  | 330-334                                      |
| 9.7  | 7.6   | 12.6  | 8.0   | 25.1    | 20.7    | 74.0    | 49.5    | 114.3    | 102.0   | 127.8       | 171.4    | 340-398                                      |
| 7.7  | 4.4   | 9.0   | 15.3  | 15.8    | 20.0    | 33.9    | 36.4    | 49.3     | 74.2    | 46.5        | 116.8    | 410-416                                      |
| 44.5   | 16.6  | 196.2 | 58.2  | 582.9   | 224.9   | 1,299.8 | 621.3   | 1,913.5  | 1,249.8 | 2,915.9     | 2,188.8  | 420  |
| 1.3  | 2.5   | 4.2   | 1.8   | 12.9    | 5.9     | 30.9    | 36.4    | 87.4     | 77.9    | 267.2       | 155.8    | 421  |
| -  | 2.5   | 6.6   | 9.8   | 29.4    | 28.8    | 232.4   | 194.1   | 1,227.8  | 1,094.0 | 4,774.6     | 4,291.9  | 422  |
| 45.8   | 21.6  | 207.0 | 69.8  | 625.2   | 259.6   | 1,563.1 | 851.8   | 3,228.7  | 2,421.7 | 7,957.7     | 6,636.5  | 420-422                                      |
| 5.8  | 3.2   | 15.1  | 11.0  | 56.6    | 37.7    | 207.7   | 164.2   | 638.6    | 441.3   | 1,208.2     | 1,191.8  | 430-434                                      |
| 1.3  | -     | 4.8   | 7.3   | 17.2    | 14.8    | 81.2    | 62.5    | 233.0    | 218.8   | 348.5       | 397.3    | 440-443                                      |
| 60.6   | 29.2  | 235.9 | 103.4 | 714.8   | 332.1   | 1,885.9 | 1,114.9 | 4,149.6  | 3,156.0 | 9,560.9     | 8,342.4  | 410-443                                      |
| 0.6  | 0.6   | 2.4   | 0.6   | 10.7    | 8.1     | 75.1    | 52.2    | 345.1    | 309.7   | 1,405.7     | 1,293.0  | 450  |
| 4.5  | 7.6   | 19.2  | 14.7  | 50.1    | 28.8    | 104.9   | 70.9    | 203.9    | 161.3   | 313.7       | 303.8    | {400-402, 444-447, 451-468, 480-483, 490-493 |
| -  | -     | 1.2   | 1.2   | 2.9     | 3.7     | 12.3    | 10.3    | 29.1     | 40.8    | 139.4       | 101.3    |  |
| 4.5  | 4.4   | 10.8  | 15.3  | 30.8    | 22.9    | 151.2   | 98.9    | 398.8    | 370.9   | 1,266.3     | 942.5    | 500-502                                      |
| 5.2  | 6.4   | 32.0  | 12.2  | 139.6   | 42.2    | 332.2   | 105.4   | 578.1    | 298.5   | 929.4       | 607.6    | 470-475, 510-527                             |
| 4.0  | 3.8   | 6.0   | 9.2   | 33.7    | 9.6     | 70.0    | 36.4    | 143.4    | 105.7   | 116.2       | 249.3    | 540, 541                                     |
| 1.9  | 1.3   | 7.2   | 2.5   | 18.6    | 8.9     | 52.5    | 21.5    | 73.9     | 37.1    | 69.7        | 38.9     | 560, 561, 570                                |
| 1.9  | 1.3   | 3.0   | 3.1   | 7.9     | 5.2     | 26.7    | 18.6    | 35.8     | 42.6    | 116.2       | 101.3    | 543, 571, 572                                |
| 0.6  | 0.6   | 3.0   | 2.5   | 2.9     | 6.6     | 18.5    | 14.0    | 15.7     | 35.3    | 11.6        | 23.4     | 530-587(rem.)                                |
| 3.2  | 2.5   | 16.3  | 8.6   | 23.6    | 17.0    | 45.2    | 46.6    | 76.2     | 55.6    | 58.1        | 101.3    | 590-594                                      |
| 5.8  | 2.5   | 13.2  | 12.9  | 22.2    | 17.8    | 43.2    | 30.8    | 114.3    | 72.3    | 220.7       | 148.0    | 600-637                                      |
| 0.6  | 3.2   | 4.2   | 4.9   | 10.7    | 9.6     | 59.6    | 25.2    | 268.9    | 68.6    | 627.3       | 85.7     | 640-689                                      |
| -  | 5.7   | -     | -     | -       | -       | -       | -       | -        | -       | -           | -        | 750-759                                      |
| 2.6  | 2.5   | 2.4   | 1.2   | 3.6     | 0.7     | 2.1     | 1.9     | -        | 3.7     | -           | -        | 760-776                                      |
| -  | -     | -     | -     | -       | -       | 12.3    | 14.9    | 376.4    | 315.2   | 2,892.7     | 2,601.7  | 794  |
| 3.2  | 2.5   | 15.0  | 9.8   | 27.2    | 31.1    | 86.4    | 74.6    | 212.9    | 213.2   | 371.7       | 444.0    | 210-795(rem.)                                |
| 34.1   | 10.2  | 50.7  | 13.5  | 72.3    | 27.4    | 81.2    | 53.2    | 174.8    | 217.0   | 395.0       | 553.0    | E800-E962                                    |
| 5.2  | 1.9   | 7.2   | 2.5   | 10.7    | 3.0     | 9.3     | 2.8     | 6.7      | 3.7     | 11.6        | 7.7      | E963-E999                                    |

Of the deaths registered in 1967, 73 per cent were due to four main causes, i.e. heart diseases, malignant neoplasms, vascular lesions affecting the central nervous system and respiratory diseases. Diseases of the heart were responsible for the highest rates, 413.1 per 100,000 population for males and 322.8 per 100,000 females. Most of these deaths occurred at ages over 55 and were mainly caused by arteriosclerotic and degenerative heart disease. Malignant neoplasms were the next major cause, the rates for which were 189.3 and 162.1 for males and females respectively per 100,000 population. The rates for vascular lesions affecting the central nervous system were 129.0 and 159.3 respectively for males and females per 100,000 population; as in the case of heart diseases the greater number of these deaths occurred at ages over 55. The deaths from respiratory diseases were due mainly to pneumonia and bronchitis. Between the ages 5 to 34 accidents were the greatest single cause.

Some of the principal causes of deaths are considered in greater detail in the following sections.

## TUBERCULOSIS

TABLE XIX

NUMBERS OF DEATHS AND DEATH RATES PER 1,000 POPULATION FROM TUBERCULOSIS OF THE RESPIRATORY SYSTEM AND FROM ALL OTHER FORMS OF TUBERCULOSIS, 1958-1967.

| Year | Tuberculosis of the respiratory system |                           | Other forms of tuberculosis |                           | Ratio of male to female mortality  |                             |
|------|--|---------------------------|-----------------------------|---------------------------|------------------------------------|-----------------------------|
|      | Number                                 | Rate per 1,000 population | Number                      | Rate per 1,000 population | Tuberculosis of respiratory system | Other forms of tuberculosis |
| 1958 | 502                                    | 0.18                      | 79                          | 0.03                      | 1.80                               | 1.93                        |
| 1959 | 451                                    | 0.16                      | 66                          | 0.02                      | 1.70                               | 1.54                        |
| 1960 | 416                                    | 0.15                      | 52                          | 0.02                      | 1.81                               | 1.00                        |
| 1961 | 381                                    | 0.14                      | 39                          | 0.01                      | 1.78                               | 1.29                        |
| 1962 | 387                                    | 0.14                      | 39                          | 0.01                      | 2.15                               | 1.29                        |
| 1963 | 388                                    | 0.14                      | 44                          | 0.02                      | 2.18                               | 0.91                        |
| 1964 | 368                                    | 0.13                      | 33                          | 0.01                      | 2.41                               | 1.75                        |
| 1965 | 302                                    | 0.11                      | 32                          | 0.01                      | 2.15                               | 1.67                        |
| 1966 | 308                                    | 0.11                      | 33                          | 0.01                      | 2.71                               | 1.75                        |
| 1967 | 213                                    | 0.07                      | 38                          | 0.01                      | 2.04                               | 0.90                        |

In 1967 there were 251 deaths from tuberculosis, this is the lowest number ever recorded, of which 213 were caused by the respiratory form and 38 by other forms of the disease. There has been a fall of 57 per cent in the number of deaths, both from tuberculosis of the respiratory system and other forms in the period 1958 to 1967.

The trend in the death rate from tuberculosis (all forms) since 1940 is shown in Diagram 3.

In Table XX tuberculosis death rates are examined, by age groups, for certain periods.

TABLE XX

AVERAGE ANNUAL DEATH RATES IN EACH PERIOD 1950-52, 1955-57, 1960-62 AND 1965-67 FROM ALL FORMS OF TUBERCULOSIS AT DIFFERENT AGES, PER 1,000 CORRESPONDING POPULATION.

| Period  | Under 15 | 15-19 | 20-24 | 25-34 | 35-44 | 45-54 | 55 and over | All ages |
|---------|----------|-------|-------|-------|-------|-------|-------------|----------|
| 1950-52 | 0.24     | 0.52  | 0.96  | 1.10  | 1.00  | 0.90  | 0.70        | 0.69     |
| 1955-57 | 0.07     | 0.06  | 1.16  | 0.29  | 0.34  | 0.41  | 0.51        | 0.26     |
| 1960-62 | 0.02     | 0.01  | 0.04  | 0.10  | 0.20  | 0.25  | 0.40        | 0.16     |
| 1965-67 | 0.01     | 0.01  | 0.01  | 0.03  | 0.10  | 0.16  | 0.35        | 0.11     |

Between the periods 1950-52 and 1955-57 the death rates from tuberculosis in the younger age groups showed a marked decline, and in the most recent years the rates for these groups were only a fraction of their former level. Thus, between 1950-52 and 1965-67 the death rate in the age group under 15 years fell from 0.24 to 0.01 per 1,000 corresponding population and at ages 15 to 24 more striking declines occurred. In the older age groups the reduction in the death rate was less marked. The death rate for the period 1965-67 in the age group 55 years and over was 0.35 per 1,000 corresponding population compared with 0.70 in the period 1950-52.

Diagram 3

DEATH RATES (PER 1,000 POPULATION) FROM TUBERCULOSIS & CANCER 1941 - 1967

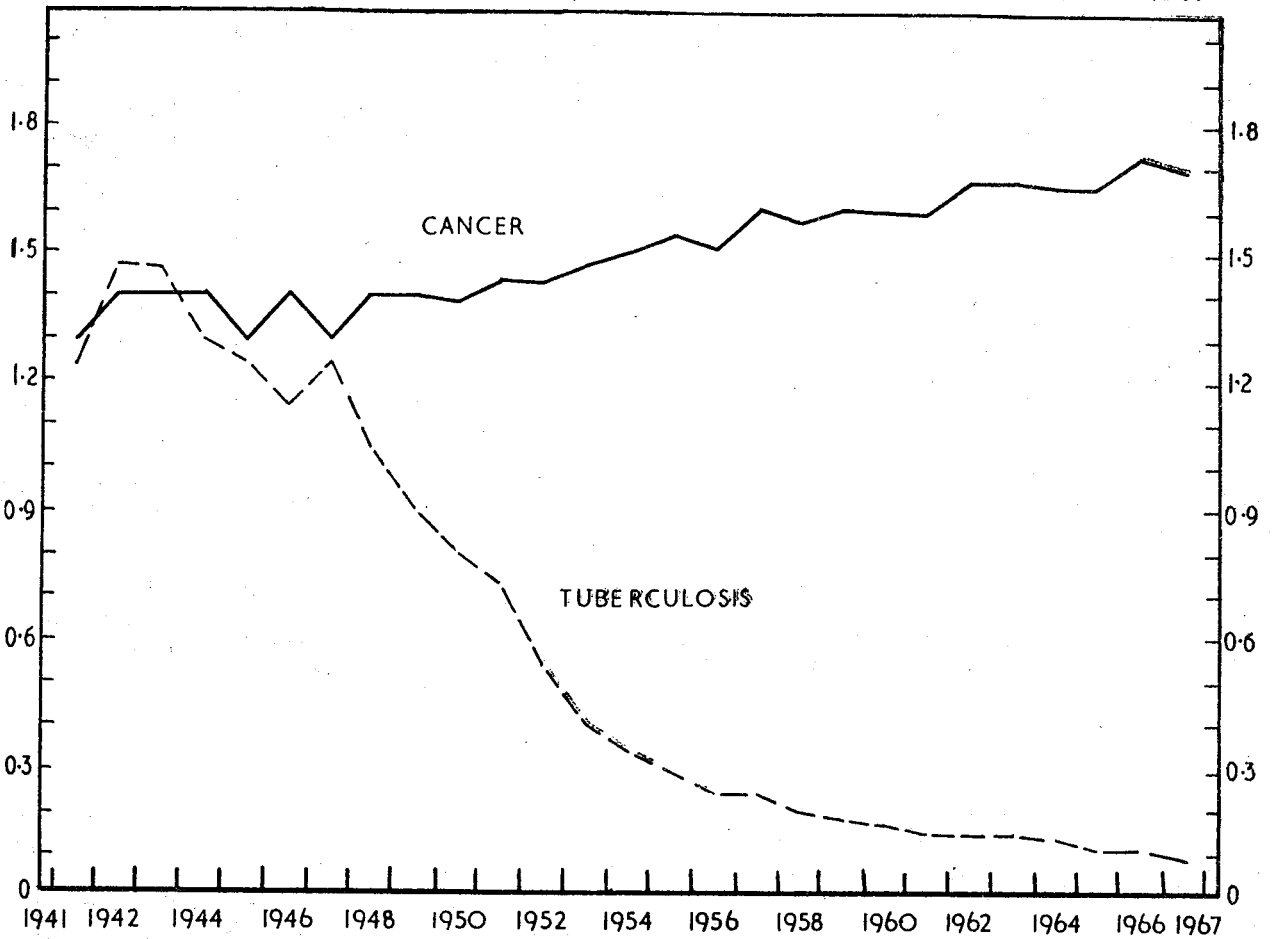


Diagram 4

DEATH RATES FROM LUNG CANCER (Nos. 162-163) PER 100,000 POPULATION

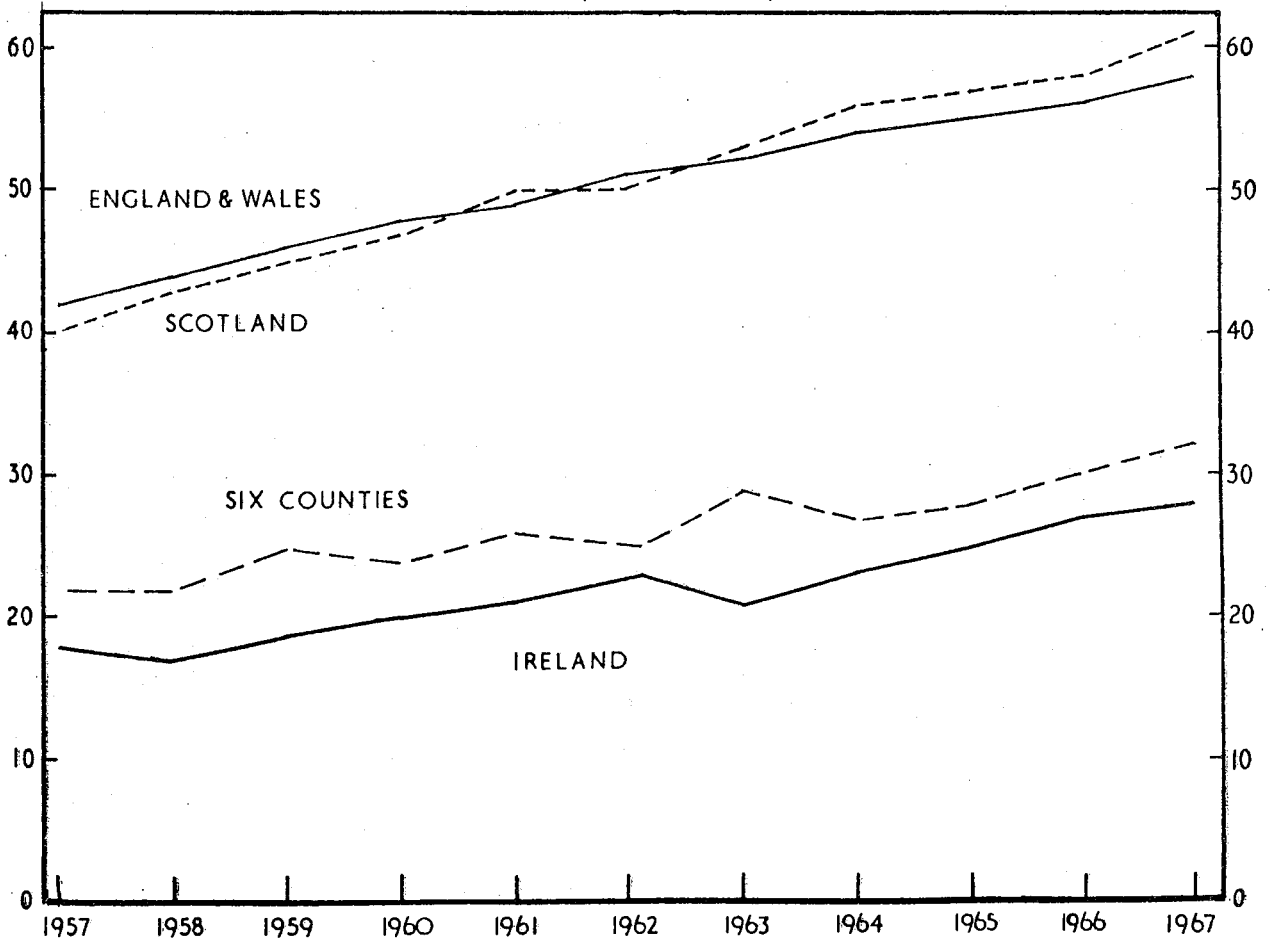


TABLE XXI

## DEATHS PER 1,000 POPULATION FROM TUBERCULOSIS (ALL FORMS) IN IRELAND AND NEIGHBOURING COUNTRIES, 1958-1967.

| Year | Ireland* | Six Counties | England and Wales | Scotland |
|------|----------|--------------|-------------------|----------|
| 1958 | 0.20     | 0.11         | 0.10              | 0.13     |
| 1959 | 0.18     | 0.10         | 0.08              | 0.11     |
| 1960 | 0.17     | 0.08         | 0.07              | 0.10     |
| 1961 | 0.15     | 0.07         | 0.07              | 0.09     |
| 1962 | 0.15     | 0.07         | 0.07              | 0.08     |
| 1963 | 0.15     | 0.08         | 0.06              | 0.10     |
| 1964 | 0.14     | 0.06         | 0.05              | 0.07     |
| 1965 | 0.12     | 0.05         | 0.05              | 0.07     |
| 1966 | 0.12     | 0.04         | 0.05              | 0.06     |
| 1967 | 0.09     | 0.04         | 0.04              | 0.05     |

\*Exclusive of the Six Counties

Throughout the period the death rate from tuberculosis has been higher in Ireland than in the neighbouring countries. A feature of this table, however, is the extent to which Ireland has shared in the general improvement.

The mortality from tuberculosis in the counties and county boroughs in 1967 is compared in TABLE 12 of this Report. The highest death rates from all forms per 1,000 population were in Waterford County Borough (0.60) and Counties Louth and Wexford (0.16), while in the counties of Meath, Tipperary N.R. and Monaghan no deaths from tuberculosis were recorded.

## CANCER

Up to 1949 cancer deaths were those classified at Nos. 045 to 055 of the Fifth Revision of the International List of Causes of Death, while in the years 1950 to 1957, deaths were classified according to the Sixth Revision. The 1958 and subsequent Reports are based on the Seventh Revision of the International List. It has been recommended by the World Health Organisation that total cancer deaths should be based upon Nos. 140 to 205 of the International Statistical Classification, but that for comparability with years prior to 1950 Nos. 140 to 205, excluding Nos. 201 (Hodgkin's disease) and 204 (Leukaemia) should also be shown.

In 1967 there were 5,096 deaths from cancer (Nos. 140 to 205). Of this number, 44 deaths were caused by Hodgkin's disease and 147 by leukaemia and aleukaemia.

Table XXII shows the death rate from cancer in certain age groups in the years 1958 to 1967.

TABLE XXII

## DEATHS FROM CANCER (Nos. 140-205) CLASSIFIED BY SEX AND AGE PER 100,000 POPULATION AT THE SAME AGES, 1958 TO 1967.

| Year | Age group (years) |       |       |       |       |       |             | Total |
|------|-------------------|-------|-------|-------|-------|-------|-------------|-------|
|      | Under 25          | 25-34 | 35-44 | 45-54 | 55-64 | 65-74 | 75 and over |       |
|      | Males             |       |       |       |       |       |             |       |
| 1958 | 8                 | 11    | 54    | 159   | 394   | 857   | 1,300       | 173   |
| 1959 | 7                 | 23    | 56    | 154   | 431   | 875   | 1,396       | 182   |
| 1960 | 8                 | 20    | 47    | 171   | 435   | 842   | 1,290       | 178   |
| 1961 | 9                 | 20    | 50    | 162   | 437   | 865   | 1,374       | 183   |
| 1962 | 8                 | 20    | 52    | 196   | 460   | 877   | 1,382       | 190   |
| 1963 | 6                 | 19    | 43    | 164   | 475   | 884   | 1,379       | 185   |
| 1964 | 10                | 20    | 59    | 158   | 451   | 901   | 1,404       | 187   |
| 1965 | 9                 | 22    | 55    | 154   | 433   | 970   | 1,409       | 190   |
| 1966 | 8                 | 13    | 49    | 174   | 423   | 997   | 1,570       | 195   |
| 1967 | 9                 | 19    | 43    | 166   | 466   | 912   | 1,469       | 189   |
|      | Females           |       |       |       |       |       |             |       |
| 1958 | 5                 | 16    | 73    | 190   | 363   | 629   | 977         | 155   |
| 1959 | 6                 | 24    | 66    | 182   | 345   | 614   | 972         | 153   |
| 1960 | 7                 | 13    | 60    | 189   | 375   | 664   | 908         | 158   |
| 1961 | 6                 | 26    | 63    | 178   | 343   | 600   | 893         | 151   |
| 1962 | 6                 | 17    | 74    | 195   | 343   | 630   | 929         | 156   |
| 1963 | 7                 | 23    | 81    | 187   | 351   | 636   | 981         | 162   |
| 1964 | 7                 | 31    | 66    | 188   | 373   | 614   | 954         | 160   |
| 1965 | 6                 | 21    | 70    | 198   | 325   | 618   | 967         | 157   |
| 1966 | 6                 | 14    | 69    | 182   | 365   | 693   | 988         | 164   |
| 1967 | 5                 | 21    | 67    | 201   | 376   | 647   | 956         | 162   |

In the years under review the death rates from cancer were higher among males than among females in the age groups under 25 years and 55 years and upwards but between the ages 25 and 54 years the female rates were generally greater than those for males. In 1967 the male death rate for all ages was 17 per cent above that for females. The trend in the death rates from cancer since 1940 is shown in Diagram 3 but it should be noted that for reasons given earlier the figures plotted in this diagram exclude deaths from Hodgkin's disease, leukaemia and aleukaemia.

TABLE XXIII

DEATHS FROM CANCER (Nos. 140-205) PER 1,000 POPULATION IN IRELAND AND NEIGHBOURING COUNTRIES, 1958 TO 1967.

| Year | Ireland* | Six Counties | England and Wales | Scotland |
|------|----------|--------------|-------------------|----------|
| 1958 | 1.64     | 1.67         | 2.12              | 2.11     |
| 1959 | 1.68     | 1.67         | 2.14              | 2.14     |
| 1960 | 1.68     | 1.62         | 2.16              | 2.13     |
| 1961 | 1.67     | 1.60         | 2.16              | 2.16     |
| 1962 | 1.73     | 1.61         | 2.18              | 2.21     |
| 1963 | 1.73     | 1.63         | 2.18              | 2.25     |
| 1964 | 1.73     | 1.65         | 2.44              | 2.26     |
| 1965 | 1.73     | 1.71         | 2.23              | 2.29     |
| 1966 | 1.79     | 1.71         | 2.25              | 2.31     |
| 1967 | 1.76     | 1.65         | 2.30              | 2.34     |

\*Exclusive of the Six Counties.

In the period under review the rates for England and Wales and Scotland were consistently higher than those for this country and the Six Counties.

The death rates from cancer in 1967 in counties and county boroughs are compared in Table XXIV. Standardised rates, which eliminate the effect of different age distributions in the different areas, are also shown.

TABLE XXIV

DEATH RATES (CRUDE AND STANDARDISED) FROM CANCER (Nos. 140-205) IN EACH COUNTY AND COUNTY BOROUGH IN 1967.

| Area                      | Rate per 1,000 population |              | Area                     | Rate per 1,000 population |              |
|---------------------------|---------------------------|--------------|--------------------------|---------------------------|--------------|
|                           | Crude                     | Standardised |                          | Crude                     | Standardised |
| Carlow                    | 1.90                      | 1.94         | Clare                    | 1.56                      | 1.29         |
| Dublin County Borough     | 1.78                      | 2.18         | Cork County Borough      | 1.84                      | 2.13         |
| Dun Laoghaire Borough     | 2.42                      | 2.33         | Cork County              | 2.00                      | 1.80         |
| Dublin County (remainder) | 1.15                      | 1.89         | Kerry                    | 1.69                      | 1.43         |
| Kildare                   | 1.52                      | 1.90         | Limerick County Borough  | 1.59                      | 2.07         |
| Kilkenny                  | 1.56                      | 1.48         | Limerick County          | 1.82                      | 1.69         |
| Laois                     | 1.62                      | 1.55         | Tipperary, N.R.          | 1.44                      | 1.37         |
| Longford                  | 1.64                      | 1.45         | Tipperary, S.R.          | 1.89                      | 1.83         |
| Louth                     | 1.80                      | 2.05         | Waterford County Borough | 1.66                      | 1.89         |
| Meath                     | 1.56                      | 1.65         | Waterford County         | 2.06                      | 1.83         |
| Offaly                    | 1.51                      | 1.58         |                          |                           |              |
| Westmeath                 | 1.91                      | 1.86         | MUNSTER                  | 1.80                      | 1.71         |
| Wexford                   | 2.02                      | 1.93         |                          |                           |              |
| Wicklow                   | 1.96                      | 2.05         |                          |                           |              |
|                           |                           |              | Galway                   | 1.81                      | 1.64         |
| LEINSTER                  | 1.70                      | 1.96         | Leitrim                  | 1.87                      | 1.37         |
|                           |                           |              | Mayo                     | 1.85                      | 1.44         |
|                           |                           |              | Roscommon                | 1.94                      | 1.51         |
| Cavan                     | 1.70                      | 1.43         | Sligo                    | 2.30                      | 1.89         |
| Donegal                   | 1.61                      | 1.34         |                          |                           |              |
| Monaghan                  | 1.80                      | 1.59         | CONNACHT                 | 1.91                      | 1.57         |
|                           |                           |              |                          |                           |              |
| ULSTER (part of)          | 1.67                      | 1.41         | TOTAL                    | 1.76                      | 1.76         |

TABLE XXV

## MORTALITY IN 1967 FROM MALIGNANT NEOPLASMS CLASSIFIED BY SITE, SEX AND AGE.

| 1955<br>Inter-<br>national<br>List Nos. | Site   | Males                                      |       |       |       |       |       |                   | Females     |      |       |       |       |       |       |                   |             |
|---|--|--|-------|-------|-------|-------|-------|-------------------|-------------|------|-------|-------|-------|-------|-------|-------------------|-------------|
|   |  | 0-24                                       | 25-34 | 35-44 | 45-54 | 55-64 | 65-74 | 75<br>and<br>over | All<br>ages | 0-24 | 25-34 | 35-44 | 45-54 | 55-64 | 65-74 | 75<br>and<br>over | All<br>ages |
|   |  | Number of deaths                           |       |       |       |       |       |                   |             |      |       |       |       |       |       |                   |             |
| 140-148                                 | Malignant neoplasms of:<br>Buccal cavity and pharynx | 1  | -     | 2     | 6     | 15    | 25    | 46                | 95          | -    | -     | -     | 5     | 4     | 12    | 9                 | 30          |
| 150-159                                 | Digestive organs and peritoneum                      | 3  | 9     | 20    | 111   | 274   | 391   | 360               | 1,168       | 3    | 9     | 19    | 80    | 193   | 337   | 373               | 1,014       |
| 160-165                                 | Respiratory system                                   | 1  | 1     | 16    | 83    | 233   | 242   | 121               | 697         | 2    | -     | 5     | 39    | 60    | 50    | 32                | 188         |
| 170-181                                 | Breast and genito-urinary organs                     | 7  | 2     | 1     | 21    | 54    | 124   | 164               | 373         | 5    | 11    | 59    | 174   | 178   | 189   | 144               | 760         |
| 190-199                                 | Other and unspecified sites                          | 18   | 6     | 17    | 29    | 46    | 66    | 58                | 240         | 11   | 8     | 14    | 16    | 39    | 72    | 67                | 227         |
| 200-205                                 | Lymphatic and haematopoietic<br>tissues              | 35   | 11    | 10    | 26    | 29    | 39    | 33                | 183         | 15   | 3     | 8     | 14    | 34    | 34    | 13                | 121         |
|   | TOTAL  | 65   | 29    | 66    | 276   | 651   | 887   | 782               | 2,756       | 36   | 31    | 105   | 328   | 508   | 694   | 638               | 2,340       |
|   |  | Rates per 100,000 corresponding population |       |       |       |       |       |                   |             |      |       |       |       |       |       |                   |             |
| 140-148                                 | Malignant neoplasms of:<br>Buccal cavity and pharynx | 0.1  | -     | 1.3   | 3.6   | 10.7  | 25.7  | 86.4              | 6.5         | -    | -     | -     | 3.1   | 3.0   | 11.2  | 13.5              | 2.1         |
| 150-159                                 | Digestive organs and peritoneum                      | 0.4  | 5.9   | 12.8  | 66.8  | 196.1 | 402.2 | 676.2             | 80.2        | 0.5  | 6.1   | 12.1  | 49.0  | 142.9 | 314.4 | 558.7             | 70.2        |
| 160-165                                 | Respiratory system                                   | 0.1  | 0.7   | 10.3  | 50.0  | 166.8 | 248.9 | 227.3             | 47.9        | 0.3  | -     | 3.2   | 23.9  | 44.4  | 46.6  | 47.9              | 13.0        |
| 170-181                                 | Breast and genito-urinary organs                     | 1.0  | 1.3   | 0.6   | 12.6  | 38.7  | 127.5 | 308.0             | 25.6        | 0.8  | 7.4   | 37.5  | 106.6 | 131.7 | 176.3 | 215.7             | 52.7        |
| 190-199                                 | Other and unspecified sites                          | 2.6  | 4.0   | 11.0  | 17.5  | 32.9  | 67.9  | 108.9             | 16.5        | 1.7  | 5.4   | 8.9   | 9.8   | 28.9  | 67.2  | 100.3             | 15.7        |
| 200-205                                 | Lymphatic and haematopoietic<br>tissues              | 5.0  | 7.3   | 6.4   | 15.7  | 20.8  | 40.1  | 62.0              | 12.6        | 2.3  | 2.0   | 5.1   | 8.6   | 25.2  | 31.7  | 19.5              | 8.4         |
|   | TOTAL  | 9.4  | 19.2  | 42.5  | 166.1 | 466.1 | 912.1 | 1468.8            | 189.3       | 5.4  | 20.9  | 66.7  | 200.9 | 375.9 | 647.5 | 955.6             | 162.2       |

The crude death rate from cancer in 1967 varied from 2.42 per 1,000 population in Dun Laoghaire Borough to 1.15 in Dublin County (remainder). In certain areas, however, the standardised rates were considerably different from the crude rates and when comparing the relative seriousness of mortality in different counties it is, of course, the standardised rates which should be used. In the counties of the west and north-west standardisation had the effect of lowering the death rates considerably. The standardised rates varied from 2.33 per 1,000 population in Dun Laoghaire Borough to 1.29 in County Clare. The proportion of deaths not medically certified varies widely between the different areas (see Table 23), thus, the possibility that some cancer deaths in the areas with low medical certification may escape detection should be borne in mind in comparing the death rates between counties.

Full details of deaths due to cancer registered in 1967, classified by site of the disease and age group are contained in TABLE 19. The number of deaths and death rates from cancer per 100,000 in each age group for the main groups of sites are shown in Table XXV and it will be observed that there is in general a rapid rise in the death rate with increasing age. Deaths due to malignant neoplasms of the digestive system represented nearly half the total cancer deaths for each sex, the death rate being 14 per cent higher for males than for females. The death rate from malignant neoplasms of the respiratory system was nearly four times greater for males than for females.

#### CANCER OF THE BRONCHUS, TRACHEA AND LUNG

The number of deaths and death rates from cancer of the bronchus, trachea and lung (Nos. 162 and 163) in each year 1958 to 1967, classified by sex and age group, are shown in Table XXVI.

TABLE XXVI  
DEATHS AND DEATH RATES PER 100,000 CORRESPONDING POPULATION IN EACH YEAR 1958 TO 1967 FROM  
CANCER OF THE BRONCHUS, TRACHEA AND LUNG, (Nos. 162-163) CLASSIFIED BY SEX AND AGE GROUP.

| Year | Males  |             |             |             |                   |       | Females        |             |             |             |                   |       |
|------|--|-------------|-------------|-------------|-------------------|-------|----------------|-------------|-------------|-------------|-------------------|-------|
|      | Under 35 years                                   | 35-44 years | 45-54 years | 55-64 years | 65 years and over | Total | Under 35 years | 35-44 years | 45-54 years | 55-64 years | 65 years and over | Total |
|      | Number of deaths                                 |             |             |             |                   |       |                |             |             |             |                   |       |
| 1958 | 2  | 17          | 65          | 143         | 156               | 383   | 1              | 8           | 14          | 31          | 48                | 102   |
| 1959 | 3  | 22          | 71          | 166         | 167               | 429   | 1              | 5           | 18          | 25          | 49                | 98    |
| 1960 | 4  | 15          | 72          | 200         | 169               | 460   | 1              | 2           | 19          | 40          | 45                | 107   |
| 1961 | 4  | 16          | 71          | 184         | 220               | 495   | 1              | 4           | 21          | 34          | 49                | 109   |
| 1962 | 5  | 16          | 97          | 176         | 203               | 497   | 2              | 6           | 28          | 44          | 62                | 142   |
| 1963 | 1  | 20          | 76          | 176         | 216               | 489   | -              | 4           | 25          | 30          | 62                | 121   |
| 1964 | -  | 17          | 66          | 196         | 245               | 524   | 2              | 5           | 22          | 42          | 52                | 123   |
| 1965 | -  | 14          | 67          | 216         | 273               | 570   | 1              | 8           | 23          | 38          | 76                | 146   |
| 1966 | 1  | 22          | 92          | 205         | 311               | 631   | -              | 2           | 24          | 44          | 76                | 146   |
| 1967 | 1  | 16          | 79          | 221         | 325               | 642   | 1              | 5           | 33          | 54          | 72                | 165   |
|      | Death rates per 100,000 corresponding population |             |             |             |                   |       |                |             |             |             |                   |       |
| 1958 | 0.3  | 10.0        | 38.4        | 104.1       | 104.5             | 26.6  | 0.1            | 4.5         | 8.6         | 23.0        | 29.9              | 7.2   |
| 1959 | 0.4  | 13.0        | 41.9        | 120.9       | 111.8             | 29.9  | 0.1            | 2.8         | 11.1        | 18.5        | 30.5              | 6.9   |
| 1960 | 0.5  | 9.0         | 42.2        | 150.3       | 113.2             | 32.4  | 0.1            | 1.2         | 11.8        | 29.8        | 27.1              | 7.6   |
| 1961 | 0.5  | 9.6         | 41.6        | 138.3       | 147.3             | 34.9  | 0.1            | 2.3         | 13.0        | 25.3        | 29.6              | 7.8   |
| 1962 | 0.6  | 9.6         | 56.8        | 132.3       | 136.0             | 34.9  | 0.3            | 3.5         | 17.4        | 32.8        | 37.4              | 10.1  |
| 1963 | 0.1  | 12.4        | 44.7        | 129.8       | 144.5             | 34.1  | -              | 2.4         | 15.3        | 22.3        | 36.9              | 8.5   |
| 1964 | -  | 10.8        | 39.3        | 143.4       | 164.0             | 36.4  | 0.3            | 3.1         | 13.5        | 31.0        | 30.6              | 8.6   |
| 1965 | -  | 9.0         | 40.5        | 155.3       | 180.6             | 39.4  | 0.1            | 5.0         | 14.1        | 28.0        | 44.3              | 10.2  |
| 1966 | 0.1  | 14.1        | 54.8        | 149.1       | 207.4             | 43.5  | -              | 1.2         | 14.7        | 33.0        | 43.9              | 10.2  |
| 1967 | 0.1  | 10.3        | 47.6        | 158.2       | 216.0             | 44.1  | 0.1            | 3.2         | 20.2        | 40.0        | 41.4              | 11.4  |

The main point that emerges from this table is that deaths from cancer of the bronchus, trachea and lung are much more common among males than among females. In 1958 the death rate in the case of males was 26.6 compared with 7.2 in the case of females and by 1967 the disparity was even greater, the corresponding rates for that year being 44.1 and 11.4 respectively.

The following table shows deaths and death rates from cancer of the bronchus, trachea and lung (Nos. 162 and 163) in Ireland and neighbouring countries during the years 1962 to 1967.

TABLE XXVII

DEATHS AND DEATH RATES IN IRELAND AND NEIGHBOURING COUNTRIES FROM CANCER OF THE BRONCHUS, TRACHEA AND LUNG (Nos. 162 and 163) IN EACH YEAR 1962 TO 1967.

| Area              | 1962                         | 1963   | 1964   | 1965   | 1966   | 1967   |
|-------------------|------------------------------|--------|--------|--------|--------|--------|
|                   | Number of deaths             |        |        |        |        |        |
| Ireland*          | 639                          | 610    | 647    | 716    | 777    | 807    |
| Six Counties      | 360                          | 414    | 396    | 414    | 447    | 474    |
| Scotland          | 2,604                        | 2,772  | 2,892  | 2,961  | 2,972  | 3,150  |
| England and Wales | 23,779                       | 24,434 | 25,371 | 26,399 | 27,025 | 28,250 |
|                   | Rates per 100,000 population |        |        |        |        |        |
| Ireland*          | 23                           | 21     | 23     | 25     | 27     | 28     |
| Six Counties      | 25                           | 29     | 27     | 28     | 30     | 32     |
| Scotland          | 50                           | 53     | 56     | 57     | 58     | 61     |
| England and Wales | 51                           | 52     | 54     | 55     | 56     | 58     |

\*Exclusive of the Six Counties.

The most significant feature of this table is the low rate in Ireland in each year compared with those in the other areas. Throughout the period under review the yearly rates for England and Wales and Scotland were more than double the Irish rates. The trend in each area is illustrated in Diagram 4.

## DISEASES OF THE CIRCULATORY SYSTEM

There were 12,058 deaths ascribed to diseases of the circulatory system (Nos. 400-468) registered in 1967 of which 6,718 were deaths of males and 5,340 of females. Details of these deaths, classified by cause and age may be obtained from TABLE 19 of this Report while the numbers assigned to each county and county borough are shown in TABLE 20. Deaths and death rates from certain groups of causes are given in Table XXIX.

The excess of male over female deaths in the case of diseases of the circulatory system is largely accounted for by the greater number of deaths of males from coronary and arteriosclerotic heart disease (3,500 males compared with 2,050 females); in respect of the remaining groups of causes the difference between the male and female death rates is not nearly so pronounced. In interpreting Table XXIX it should be borne in mind that a number of deaths (mainly of elderly persons), stated to be due to heart diseases, are not medically certified. The numbers of uncertified deaths in the above groups are shown in Table XXVIII.

TABLE XXVIII

DEATHS FROM DISEASES OF THE CIRCULATORY SYSTEM REGISTERED IN 1967 SHOWING THE NUMBERS AND PERCENTAGES NOT MEDICALLY CERTIFIED.

| Cause of death                              | Males        |              |            | Females      |              |            |
|---|--------------|--------------|------------|--------------|--------------|------------|
|   | Total        | Un-certified | Per cent   | Total        | Un-certified | Per cent   |
| Rheumatic fever                             | 2            | -            | -          | 5            | -            | -          |
| Chronic rheumatic heart disease             | 112          | 1            | 0.9        | 161          | -            | -          |
| Chronic endocarditis                        | 119          | -            | -          | 116          | 1            | 0.9        |
| Coronary and arteriosclerotic heart disease | 3,590        | 68           | 1.9        | 2,050        | 32           | 1.6        |
| Other myocardial degeneration               | 1,238        | 12           | 1.0        | 1,411        | 19           | 1.3        |
| Other diseases of heart                     | 707          | 18           | 2.5        | 649          | 12           | 1.8        |
| Hypertension with heart disease             | 248          | -            | -          | 268          | -            | -          |
| Hypertension without mention of heart       | 151          | -            | -          | 132          | -            | -          |
| Other diseases of circulatory system        | 551          | 5            | 0.9        | 548          | 4            | 0.7        |
| <b>TOTAL</b>                                | <b>6,718</b> | <b>104</b>   | <b>1.5</b> | <b>5,340</b> | <b>68</b>    | <b>1.3</b> |



## DEATHS FROM DISEASES OF THE CIRCULATORY SYSTEM REGISTERED IN 1967, CLASSIFIED BY SEX AND AGE, WITH CORRESPONDING DEATH RATES PER 100,000 POPULATION.

| 1955<br>Inter-<br>national<br>List Nos. | Cause of death                              | Males                                      |       |       |       |       |         |                   |             | Females |       |       |       |       |         |                   |             |
|---|---|--|-------|-------|-------|-------|---------|-------------------|-------------|---------|-------|-------|-------|-------|---------|-------------------|-------------|
|   |   | 0-24                                       | 25-34 | 35-44 | 45-54 | 55-64 | 65-74   | 75<br>and<br>over | All<br>ages | 0-24    | 25-34 | 35-44 | 45-54 | 55-64 | 65-74   | 75<br>and<br>over | All<br>ages |
|   |   | Number of deaths                           |       |       |       |       |         |                   |             |         |       |       |       |       |         |                   |             |
| 400-402                                 | Rheumatic fever                             | 1  | -     | -     | -     | -     | -       | 1                 | 2           | 2       | -     | -     | 2     | 1     | -       | -                 | 5           |
| 410-416                                 | Chronic rheumatic heart disease             | 3  | 1     | 12    | 15    | 22    | 33      | 26                | 112         | 4       | 4     | 7     | 25    | 27    | 39      | 55                | 161         |
| 421                                     | Chronic endocarditis                        | -  | -     | 2     | 7     | 18    | 30      | 62                | 119         | -       | -     | 4     | 3     | 8     | 39      | 62                | 116         |
| 420                                     | Coronary and arteriosclerotic heart disease | -  | 12    | 69    | 326   | 814   | 1,264   | 1,105             | 3,590       | -       | 4     | 26    | 95    | 304   | 666     | 955               | 2,050       |
| 422                                     | Other myocardial degeneration               | -  | 1     | -     | 11    | 41    | 226     | 959               | 1,238       | 1       | 2     | 4     | 16    | 39    | 208     | 1,141             | 1,411       |
| 430-434                                 | Other diseases of heart                     | 2  | 1     | 9     | 25    | 79    | 202     | 389               | 707         | 5       | 3     | 5     | 18    | 51    | 176     | 391               | 649         |
| 440-443                                 | Hypertensive heart disease                  | -  | 1     | 2     | 8     | 24    | 79      | 134               | 248         | -       | -     | -     | 12    | 20    | 67      | 169               | 268         |
| 444-447                                 | Other hypertensive disease                  | 2  | 1     | 5     | 21    | 33    | 42      | 47                | 151         | -       | 1     | 2     | 10    | 18    | 34      | 67                | 132         |
| 450-468                                 | Other diseases of circulatory system        | 2  | 1     | 3     | 15    | 52    | 133     | 345               | 551         | 1       | 2     | 11    | 13    | 31    | 98      | 392               | 548         |
| 440-468                                 | TOTAL DISEASES OF CIRCULATORY SYSTEM        | 10   | 18    | 102   | 428   | 1,083 | 2,009   | 3,068             | 6,718       | 13      | 16    | 59    | 194   | 499   | 1,327   | 3,232             | 5,340       |
|   |   | Rates per 100,000 corresponding population |       |       |       |       |         |                   |             |         |       |       |       |       |         |                   |             |
| 400-402                                 | Rheumatic fever                             | 0.1  | -     | -     | -     | -     | -       | 1.9               | 0.1         | 0.3     | -     | -     | 1.2   | 0.7   | -       | -                 | 0.3         |
| 410-416                                 | Chronic rheumatic heart disease             | 0.4  | 0.7   | 7.7   | 9.0   | 15.8  | 33.9    | 48.8              | 7.7         | 0.6     | 2.7   | 4.4   | 15.3  | 20.0  | 36.4    | 82.4              | 11.2        |
| 421                                     | Chronic endocarditis                        | -  | -     | 1.3   | 4.2   | 12.9  | 30.9    | 116.5             | 8.2         | -       | -     | 2.5   | 1.8   | 5.9   | 36.4    | 92.9              | 8.1         |
| 420                                     | Coronary and arteriosclerotic heart disease | -  | 8.0   | 44.5  | 196.2 | 582.9 | 1,299.8 | 2,075.5           | 246.6       | -       | 2.7   | 16.6  | 58.2  | 224.9 | 621.3   | 1,430.4           | 142.1       |
| 422                                     | Other myocardial degeneration               | -  | 0.7   | -     | 6.6   | 29.4  | 232.4   | 1,801.3           | 85.0        | 0.2     | 1.4   | 2.5   | 9.8   | 28.8  | 194.1   | 1,708.9           | 97.8        |
| 430-434                                 | Other diseases of heart                     | 0.3  | 0.7   | 5.8   | 15.1  | 56.6  | 207.7   | 730.7             | 48.6        | 0.7     | 2.0   | 3.2   | 11.0  | 37.7  | 164.2   | 585.6             | 45.0        |
| 440-443                                 | Hypertensive heart disease                  | -  | 0.7   | 1.3   | 4.8   | 17.2  | 81.2    | 251.7             | 17.0        | -       | -     | -     | 7.3   | 14.8  | 62.5    | 253.1             | 18.6        |
| 444-447                                 | Other hypertensive disease                  | 0.3  | 0.7   | 3.2   | 12.7  | 23.6  | 43.2    | 88.3              | 10.4        | -       | 0.6   | 1.3   | 6.1   | 13.3  | 31.7    | 100.3             | 9.1         |
| 450-468                                 | Other diseases of circulatory system        | 0.3  | 0.7   | 1.9   | 9.0   | 37.2  | 136.8   | 648.0             | 37.8        | 0.2     | 1.4   | 7.0   | 8.0   | 22.9  | 91.4    | 587.1             | 38.0        |
| 400-468                                 | TOTAL DISEASES OF CIRCULATORY SYSTEM        | 1.4  | 12.0  | 65.7  | 257.6 | 775.5 | 2,066.0 | 5,762.7           | 461.4       | 2.0     | 10.8  | 37.5  | 118.9 | 369.2 | 1,238.0 | 4,840.7           | 370.1       |

## INFANT AND LATE FOETAL MORTALITY

The terms used in relation to infant and late foetal mortality are defined as follows:-

*Infant death:* Death at ages under 1 year of live born infant.

*Early neo-natal death:* Death at ages under 1 week of live born infant.

*Neo-natal death:* Death at ages under 4 weeks of live born infant.

*Post-neo-natal death:* Death between the ages of 4 weeks and 1 year of live born infant.

*Late foetal death (stillbirth):* Foetal death at or over 28 weeks gestation.

*Peri-natal deaths:* Late foetal plus early neo-natal deaths.

*Infant mortality rate:* Infant deaths divided by total live births, multiplied by 1,000.

*Neo-natal mortality rate:* Neo-natal deaths divided by total live births, multiplied by 1,000.

*Early neo-natal mortality rate:* Early neo-natal deaths divided by total live births, multiplied by 1,000.

*Late foetal mortality rate:* Late foetal deaths divided by total live births plus late foetal deaths, multiplied by 1,000.

*Peri-natal mortality rate:* Peri-natal deaths divided by total live births plus late foetal deaths, multiplied by 1,000.

While statistics of infant mortality are obtained in the course of the usual procedure for registration of deaths, which has been in operation since the year 1863, particulars of late foetal mortality are obtained through a scheme of notification to the County Medical Officer of Health. A copy of the form used is given in the Appendix to this volume. The scheme of notifying late foetal deaths was introduced in 1957, but comparisons between different areas of the country showed marked differences in the coverage of the scheme in the early years. Consequently the number of late foetal deaths in the early years of the scheme is believed to be understated. It appears from Table XXXII that the degree of notification is now reasonably complete except in Counties Wexford, Wicklow, Mayo, Cork, Kildare and possibly Limerick. This conclusion was arrived at by comparing the late foetal death rates in each county with that in Dublin where the degree of notification is believed to be virtually complete. The rates in these six counties were found to be significantly lower than the Dublin rate; there are two possible reasons for this; namely (a) better natal care in these counties or (b) incomplete notification in these counties. If (a) held, one would expect the early neo-natal rates in these counties to be significantly lower also; this did not prove to be the case, so accordingly it must be concluded that the extent of notification in these six counties is not yet complete. These figures together with infant and neo-natal deaths and corresponding rates, are given for individual counties in Table XXXII. The number of early neo-natal deaths may also be got from Table XXXII by subtracting the number of late foetal deaths from the number of peri-natal deaths.

TABLE XXXII  
 INFANT AND LATE FOETAL MORTALITY,\* 1967

| Area                             | Infant mortality |      | Neo-natal mortality |      | Late foetal mortality |      | Peri-natal mortality |      |
|----------------------------------|------------------|------|---------------------|------|-----------------------|------|----------------------|------|
|                                  | Number           | Rate | Number              | Rate | Number                | Rate | Number               | Rate |
| <b>TOTAL</b>                     | 1,498            | 24.4 | 980                 | 16.0 | 1,000                 | 16.0 | 1,774                | 28.5 |
| Carlow                           | 17               | 22.1 | 9                   | 11.7 | 10                    | 12.9 | 17                   | 21.9 |
| Dublin Co. Borough and County    | 530              | 28.4 | 301                 | 16.1 | 362                   | 19.0 | 595                  | 31.3 |
| Kildare                          | 36               | 22.5 | 24                  | 15.0 | 18                    | 11.1 | 32                   | 19.8 |
| Kilkenny                         | 23               | 20.0 | 16                  | 13.9 | 18                    | 15.4 | 31                   | 26.6 |
| Laois                            | 20               | 22.2 | 14                  | 15.6 | 16                    | 17.5 | 29                   | 31.7 |
| Longford                         | 8                | 13.7 | 5                   | 8.5  | 8                     | 13.5 | 12                   | 20.2 |
| Louth                            | 46               | 27.1 | 36                  | 21.2 | 35                    | 20.2 | 66                   | 38.0 |
| Meath                            | 38               | 25.5 | 24                  | 16.1 | 33                    | 21.6 | 51                   | 33.4 |
| Offaly                           | 30               | 25.4 | 22                  | 18.6 | 17                    | 14.2 | 35                   | 29.2 |
| Westmeath                        | 25               | 20.2 | 19                  | 15.4 | 19                    | 15.1 | 35                   | 27.9 |
| Wexford                          | 35               | 19.1 | 21                  | 11.5 | 12                    | 6.5  | 27                   | 14.6 |
| Wicklow                          | 33               | 24.8 | 24                  | 18.0 | 10                    | 7.5  | 29                   | 21.6 |
| <b>LEINSTER</b>                  | 841              | 25.9 | 515                 | 15.9 | 558                   | 16.9 | 959                  | 29.1 |
| Clare                            | 48               | 35.7 | 36                  | 26.8 | 21                    | 15.4 | 49                   | 35.9 |
| Cork Co. Borough and County      | 157              | 21.1 | 105                 | 14.1 | 73                    | 9.7  | 168                  | 22.3 |
| Kerry                            | 43               | 21.7 | 34                  | 17.2 | 48                    | 23.7 | 75                   | 37.0 |
| Limerick Co. Borough and County  | 108              | 34.7 | 78                  | 25.0 | 44                    | 13.9 | 104                  | 32.9 |
| Tipperary North Riding           | 32               | 28.5 | 27                  | 24.0 | 27                    | 23.5 | 48                   | 41.7 |
| Tipperary South Riding           | 37               | 25.1 | 23                  | 15.6 | 30                    | 19.9 | 49                   | 33.2 |
| Waterford Co. Borough and County | 20               | 12.9 | 16                  | 10.3 | 28                    | 17.8 | 39                   | 24.7 |
| <b>MUNSTER</b>                   | 445              | 24.7 | 319                 | 17.7 | 271                   | 14.8 | 532                  | 29.1 |
| Galway                           | 51               | 18.0 | 36                  | 12.7 | 42                    | 14.6 | 69                   | 24.0 |
| Leitrim                          | 17               | 37.0 | 14                  | 30.4 | 10                    | 21.3 | 21                   | 44.7 |
| Mayo                             | 33               | 17.3 | 17                  | 8.9  | 17                    | 8.8  | 34                   | 17.7 |
| Roscommon                        | 12               | 14.3 | 10                  | 11.9 | 14                    | 16.4 | 20                   | 23.5 |
| Sligo                            | 20               | 21.6 | 13                  | 14.0 | 20                    | 21.1 | 28                   | 29.6 |
| <b>CONNACHT</b>                  | 133              | 19.1 | 90                  | 12.9 | 103                   | 14.6 | 172                  | 24.3 |
| Cavan                            | 16               | 16.5 | 12                  | 12.4 | 22                    | 22.2 | 32                   | 32.3 |
| Donegal                          | 39               | 19.5 | 29                  | 14.5 | 31                    | 15.3 | 53                   | 26.2 |
| Monaghan                         | 24               | 26.8 | 15                  | 16.7 | 15                    | 16.4 | 26                   | 28.5 |
| <b>ULSTER (part of)</b>          | 79               | 20.5 | 56                  | 14.5 | 68                    | 17.3 | 111                  | 28.3 |

\* For definition - see page xxxv

In 1967 all rates in Table XXXII were generally lower in Connacht than in the remainder of the country. The highest individual rates for infant mortality were in counties Leitrim, Clare and Limerick, the lowest being in Waterford Co. Borough and County. The rates for peri-natal mortality were highest in counties Tipperary N.R. and Leitrim and lowest in county Wexford, whilst those for late foetal mortality were highest in Kerry and Tipperary N.R. and lowest in Wexford.

## INFANT MORTALITY

During the year 1967 the deaths of 1,498 infants under one year of age were registered, compared with 1,552 in the previous year and 1,604 in 1965. The 1967 rate was 24.4 per 1,000 live births registered, compared with 24.9 in 1966 and 25.2 in 1965.

Table XXXIII shows the mortality rates at different ages under one year for the years 1941 to 1967.

TABLE XXXIII  
INFANT MORTALITY BY AGE,\* 1941-1967.

| Year    | Deaths per 1,000 births at ages |          |           |            |                           |                     |                            |                             |                             |                              |                         |                    |
|---------|---------------------------------|----------|-----------|------------|---------------------------|---------------------|----------------------------|-----------------------------|-----------------------------|------------------------------|-------------------------|--------------------|
|         | Under 24 hours                  | 1-6 days | 7-13 days | 14-20 days | 21 days and under 4 weeks | Total under 4 weeks | 4 weeks and under 2 months | 2 months and under 3 months | 3 months and under 6 months | 6 months and under 12 months | Total 4 weeks to 1 year | Total under 1 year |
| 1941-50 | 7.0                             | 8.7      | 4.3       | 4.2        | 4.3                       | 28.5                | 8.7                        | 6.9                         | 12.3                        | 9.4                          | 37.3                    | 65.8               |
| 1951-60 | 7.8                             | 8.7      | 2.7       | 1.9        | 1.5                       | 22.5                | 3.6                        | 2.4                         | 4.5                         | 3.6                          | 14.1                    | 36.6               |
| 1961    | 7.7                             | 8.1      | 2.3       | 1.4        | 1.3                       | 20.7                | 2.4                        | 2.1                         | 2.9                         | 2.5                          | 9.9                     | 30.5               |
| 1962    | 6.9                             | 8.1      | 2.0       | 1.3        | 0.7                       | 19.0                | 2.6                        | 1.8                         | 3.7                         | 2.1                          | 10.1                    | 29.1               |
| 1963    | 7.6                             | 6.5      | 1.5       | 1.1        | 1.1                       | 17.8                | 2.3                        | 1.6                         | 2.9                         | 2.0                          | 8.8                     | 26.6               |
| 1964    | 7.8                             | 7.0      | 1.5       | 1.2        | 0.7                       | 18.2                | 2.3                        | 1.5                         | 2.6                         | 2.1                          | 8.5                     | 26.7               |
| 1965    | 7.6                             | 6.0      | 1.2       | 1.4        | 1.0                       | 17.2                | 2.2                        | 1.5                         | 2.6                         | 1.7                          | 8.0                     | 25.2               |
| 1966    | 7.3                             | 5.5      | 1.3       | 1.1        | 0.9                       | 16.3                | 2.4                        | 1.6                         | 2.7                         | 1.9                          | 8.6                     | 24.9               |
| 1967    | 7.3                             | 5.4      | 1.4       | 1.1        | 0.8                       | 16.0                | 2.0                        | 1.7                         | 2.8                         | 1.9                          | 8.4                     | 24.4               |

\* For definition - see page xxxv

Infant mortality has shown a considerable decrease over the period, the greatest reduction being in ages over 4 weeks. The rates for ages between 7 days and under 4 weeks were less than one-third of what they were at the beginning of the period. No significant changes were shown at ages 1-6 days until 1965, since then there has been a downward trend, the rate in 1967 being the lowest ever. No significant changes are shown at ages under 24 hours.

DIAGRAM 5

INFANT AND NEO-NATAL MORTALITY (PER 1,000 LIVE BIRTHS) 1941 - 1967

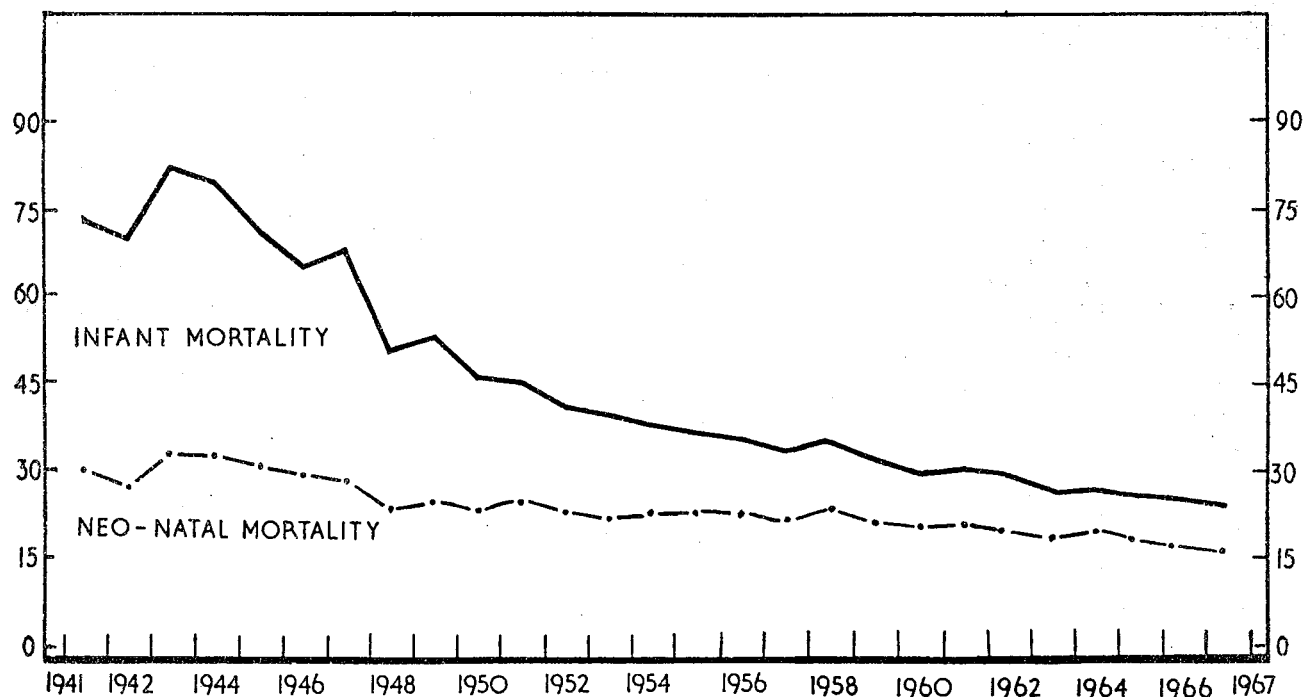


TABLE XXXIV  
 INFANT MORTALITY RATES IN IRELAND AND NEIGHBOURING COUNTRIES, 1941-1967.

| Period  | Deaths of infants under 1 year per 1,000 live births |              |                   |          |
|---------|--|--------------|-------------------|----------|
|         | Ireland*   | Six Counties | England and Wales | Scotland |
| 1941-50 | 66   | 60           | 43                | 57       |
| 1951-60 | 37   | 32           | 25                | 30       |
| 1961    | 31   | 27           | 21                | 26       |
| 1962    | 29   | 27           | 22                | 27       |
| 1963    | 27   | 27           | 21                | 26       |
| 1964    | 27   | 26           | 20                | 24       |
| 1965    | 25   | 25           | 19                | 25       |
| 1966    | 25   | 26           | 19                | 23       |
| 1967    | 24   | 23           | 18                | 21       |

\* Exclusive of the Six Counties.

The infant mortality rate per 1,000 live births in this country decreased in 1967 to 24 compared with 25 in 1966 but was higher than that for Six Counties, England and Wales and Scotland. The decline in infant mortality has, however, been greater in Ireland than in any of the other areas.

The causes of deaths of infants under one year, classified according to the Detailed International List are shown in TABLE 19. In TABLE 26 infant deaths are again classified by cause and a more detailed age classification shown. These results are summarised in Table XXXV.

TABLE XXXV  
 DEATHS OF INFANTS UNDER ONE YEAR REGISTERED IN 1967 CLASSIFIED BY CAUSE AND AGE.

| International List Numbers                    | Cause   | Age         |                 |                   |                   |                    |
|---|---|-------------|-----------------|-------------------|-------------------|--------------------|
|   |   | Under 1 day | 1 day to 1 week | 1 week to 4 weeks | 4 weeks to 1 year | Total under 1 year |
| 340   | Meningitis, except meningococcal and tuberculosis   | -           | -               | 2                 | 8                 | 10                 |
| 056, 470-475<br>480-483<br>490-493<br>500-502 | Whooping cough, influenza, pneumonia, bronchitis, and other respiratory diseases            | 3           | 20              | 31                | 151               | 205                |
| 510-527, 763<br>530-587, 764                  | Diseases of digestive system (including gastro-enteritis, colitis and diarrhoea of newborn) | 2           | 3               | 25                | 117               | 147                |
| 750-759                                       | Congenital malformations  | 87          | 77              | 93                | 146               | 403                |
| 760,761                                       | Birth injuries  | 42          | 47              | 10                | 4                 | 103                |
| 762   | Asphyxia and atelectasis  | 121         | 77              | 8                 | 5                 | 211                |
| 770   | Haemolytic disease (erythroblastosis)   | 20          | 12              | 3                 | -                 | 35                 |
| 771   | Haemorrhagic disease  | 6           | 6               | 2                 | 1                 | 15                 |
| 774,776                                       | Immaturity  | 117         | 61              | 11                | 2                 | 191                |
|   | Ill-defined diseases of early infancy:-   |             |                 |                   |                   |                    |
| 773.0   | Without mention of immaturity   | 9           | 10              | 4                 | 1                 | 24                 |
| 773.5   | With mention of immaturity  | 21          | 8               | 1                 | 2                 | 32                 |
| 780.2   | Convulsions   | -           | -               | -                 | 1                 | 1                  |
|   | Other causes  | 17          | 7               | 16                | 81                | 121                |
|   | <b>TOTAL</b>  | <b>445</b>  | <b>328</b>      | <b>206</b>        | <b>519</b>        | <b>1,498</b>       |

It will be seen that the relative importance of the various groups of causes differ appreciably between deaths at ages under one week and deaths at ages 4 weeks to one year. Of all deaths at ages under

one week, 23 per cent were ascribed to immaturity, while as may be seen from Table 26, immaturity was also a contributory factor to many deaths ascribed to other underlying causes. Asphyxia and atelectasis accounted for 26 per cent of deaths under one week, congenital malformations 21 per cent and births injuries 12 per cent. At ages over 4 weeks respiratory diseases, congenital malformations, and diseases of the digestive system were the main causes of death. Details of the 121 deaths included as other causes will be found in Table 19 where it will be noted that 40 of them were due to accidents.

#### LATE FOETAL DEATHS

The number of late foetal deaths notified in each year since the scheme was introduced is as follows:-

| Year | Late foetal Deaths |
|------|--------------------|
| 1957 | 1,391              |
| 1958 | 1,264              |
| 1959 | 1,267              |
| 1960 | 1,361              |
| 1961 | 1,264              |
| 1962 | 1,241              |
| 1963 | 1,169              |
| 1964 | 1,126              |
| 1965 | 1,072              |
| 1966 | 996                |
| 1967 | 1,000              |

The causes of late foetal deaths notified in 1967, classified according to the Detailed International List, are given in Table 29. The results are summarised in Table XXXVI.

TABLE XXXVI  
LATE FOETAL DEATHS AND RATES\* PER 1,000 TOTAL BIRTHS BY CAUSE, 1967.

| International List Numbers (Y30-Y39) | Cause   | Number of Late foetal Deaths | Rate per 1,000 total Births |
|--------------------------------------|---|------------------------------|-----------------------------|
| 30                                   | Chronic disease in mother                           | 21                           | 0.34                        |
| 31                                   | Acute disease in mother                             | 3                            | 0.05                        |
| 32                                   | Diseases and conditions of pregnancy and childbirth | 130                          | 2.09                        |
| 34                                   | Difficulties in labour                              | 39                           | 0.63                        |
| 35                                   | Other causes in mother                              | 7                            | 0.11                        |
| 36                                   | Placental and cord conditions                       | 272                          | 4.36                        |
| 37                                   | Birth injury  | 2                            | 0.03                        |
| 38                                   | Congenital malformation of foetus                   | 202                          | 3.24                        |
| 39.0-4                               | Diseases of foetus                                  | 188                          | 3.02                        |
| 39.5-6                               | Ill-defined or unknown causes                       | 136                          | 2.18                        |
|                                      | <b>ALL CAUSES</b>                                   | <b>1,000</b>                 | <b>16.05</b>                |

\*For definition - see page xxxv

More late foetal deaths resulted from placental and cord injuries (y36) than from any other group, being 27 per cent of the total deaths. Congenital malformation of foetus and diseases of foetus were the next in order of magnitude, being responsible for 20 per cent of the total late foetal deaths respectively. Over 13 per cent of the total deaths were classified as being due to ill-defined or unknown causes.

As can be seen from Table XXXVII 902 late foetal deaths in 1967 occurred in hospitals, this is equivalent to 90 per cent of the total number of late foetal deaths, the corresponding percentage for 1966 being 89. From the same table it may be observed that over half of all late foetal deaths were of period of gestation 37 weeks and over.

TABLE XXXVII  
LATE FOETAL DEATHS NOTIFIED IN THE YEAR 1967 CLASSIFIED BY PERIOD OF GESTATION AND PLACE IN WHICH CONFINEMENT OCCURRED.

| Period of gestation | Place of confinement |                |             |              |
|---------------------|----------------------|----------------|-------------|--------------|
|                     | Hospital             | Maternity Home | Domiciliary | Total        |
| 28 - 36 weeks       | 431                  | 21             | 15          | 467          |
| 37 weeks and over   | 471                  | 42             | 20          | 533          |
| <b>TOTAL</b>        | <b>902</b>           | <b>63</b>      | <b>35</b>   | <b>1,000</b> |

The peri-natal and late foetal mortality rates in Ireland and neighbouring countries in 1965-67 compare as follows:-

TABLE XXXVIII  
PERI-NATAL AND LATE FOETAL MORTALITY RATES\* IN IRELAND AND NEIGHBOURING COUNTRIES IN 1965-1967.

| Country | Late foetal mortality rate |              |                   |          | Peri-natal mortality rate |              |                   |          |
|---------|----------------------------|--------------|-------------------|----------|---------------------------|--------------|-------------------|----------|
|         | Ireland                    | Six Counties | England and Wales | Scotland | Ireland                   | Six Counties | England and Wales | Scotland |
| 1965    | 16.6                       | 19.1         | 15.8              | 17.9     | 30.0                      | 34.5         | 26.9              | 31.5     |
| 1966    | 15.8                       | 16.3         | 15.3              | 16.2     | 28.6                      | 31.3         | 26.3              | 29.3     |
| 1967    | 16.0                       | 17.0         | 14.4              | 16.0     | 28.5                      | 31.0         | 25.4              | 27.5     |

\* For definition see page xxxv

## ACCIDENTS, POISONING AND VIOLENCE

The number of deaths from external causes (Nos. E800-999) registered in 1967 was 1,197 of which 758 were those of males and 439 those of females. The corresponding figures for 1966 were 1,169, 753 and 416 respectively. The excess of male mortality from these causes was very marked at all ages between 5 and 75 years. In the age groups between 15 and 45 years, in which male deaths from all causes outnumbered female deaths, it will be seen from TABLE 19 that the excess of male deaths was almost entirely due to the higher number of deaths from accidents. Table XXXIX shows the number of deaths from accidents, poisoning and violence in 1967 and previous years.

TABLE XXXIX  
DEATHS FROM ACCIDENTS, POISONING AND VIOLENCE, 1958 TO 1967.

| Cause of death                                | 1958       | 1959       | 1960         | 1961       | 1962       | 1963         | 1964         | 1965         | 1966         | 1967         |
|---|------------|------------|--------------|------------|------------|--------------|--------------|--------------|--------------|--------------|
| Railway accidents                             | 4          | 11         | 6            | 2          | 6          | 6            | 4            | 4            | 4            | 7            |
| Road vehicle accidents                        | 273        | 285        | 287          | 315        | 310        | 322          | 312          | 327          | 371          | 398          |
| Accidental poisoning                          | 15         | 10         | 27           | 24         | 35         | 20           | 25           | 39           | 27           | 18           |
| Accidents caused by fire, explosion and burns | 77         | 59         | 72           | 69         | 74         | 77           | 79           | 64           | 73           | 84           |
| Accidental drowning                           | 127        | 109        | 143          | 103        | 110        | 112          | 124          | 118          | 138          | 146          |
| Accidental falls                              | 240        | 249        | 259          | 266        | 274        | 316          | 309          | 329          | 336          | 304          |
| Other accidents and external causes           | 127        | 146        | 133          | 130        | 125        | 153          | 161          | 156          | 151          | 168          |
| Suicide                                       | 77         | 72         | 84           | 89         | 52         | 70           | 58           | 51           | 69           | 72           |
| <b>TOTAL</b>                                  | <b>940</b> | <b>941</b> | <b>1,011</b> | <b>998</b> | <b>986</b> | <b>1,076</b> | <b>1,072</b> | <b>1,088</b> | <b>1,169</b> | <b>1,197</b> |

There were 401 deaths resulting from accidents in the home recorded in 1967, compared with 402 in 1966. As will be seen from Table XL 243 deaths in 1967 were attributed to accidental falls in the home and these were mostly of elderly persons. Accidents caused by fire, hot liquids etc., accounted for 68 deaths, of which 7 were of children under 5 years of age and 53 of persons aged 55 years and over. Fourteen deaths of children under one year old were due to obstruction and suffocation by food and 15 to suffocation in bed. There were 14 deaths from accidental poisoning, 11 of which were of persons aged 45 years and over.



TABLE XL

DEATHS DUE TO ACCIDENTS IN THE HOME REGISTERED IN 1967, CLASSIFIED BY CAUSE AND AGE GROUP.

| Inter-<br>national<br>List<br>Numbers | Cause of death  |   | All<br>ages | Under<br>1<br>year | 1-4 | 5-14 | 15-24 | 25-34 | 35-44 | 45-54 | 55-64 | 65-74 | 75<br>and<br>over |
|---------------------------------------|---|---|-------------|--------------------|-----|------|-------|-------|-------|-------|-------|-------|-------------------|
| E870-<br>E888                         | Poisoning by solid and<br>liquid substances                                       | M | 7           | -                  | -   | -    | -     | 2     | -     | -     | 5     | -     | -                 |
|                                       |   | F | -           | -                  | -   | -    | -     | -     | -     | -     | -     | -     | -                 |
| E890-<br>E895                         | Poisoning by gases  | M | 1           | -                  | -   | -    | -     | -     | -     | -     | 1     | -     | -                 |
|                                       |   | F | 6           | -                  | -   | -    | -     | 1     | -     | -     | 2     | 1     | 2                 |
| E900-<br>E904                         | Accidental falls  | M | 69          | -                  | 1   | -    | -     | -     | 2     | -     | 5     | 7     | 54                |
|                                       |   | F | 174         | -                  | -   | -    | -     | 1     | 2     | 3     | 4     | 24    | 140               |
| E910                                  | Blow from falling object  | M | 3           | -                  | 2   | -    | -     | -     | -     | -     | -     | 1     | -                 |
|                                       |   | F | 1           | -                  | -   | -    | -     | -     | -     | -     | -     | 1     | -                 |
| E912                                  | Accident caused by<br>machinery   | M | 4           | -                  | 1   | -    | -     | 1     | -     | 1     | -     | -     | 1                 |
|                                       |   | F | -           | -                  | -   | -    | -     | -     | -     | -     | -     | -     | -                 |
| E913                                  | Accident caused by<br>cutting and piercing<br>instruments                         | M | -           | -                  | -   | -    | -     | -     | -     | -     | -     | -     | -                 |
|                                       |   | F | 1           | -                  | 1   | -    | -     | -     | -     | -     | -     | -     | -                 |
| E914                                  | Accident caused by<br>electric current  | M | -           | -                  | -   | -    | -     | -     | -     | -     | -     | -     | -                 |
|                                       |   | F | 3           | -                  | -   | -    | 1     | 1     | -     | 1     | -     | -     | -                 |
| E916                                  | Accident caused by fire<br>and explosion of com-<br>bustible material             | M | 30          | 1                  | 5   | 1    | 1     | -     | 1     | 1     | 1     | 5     | 14                |
|                                       |   | F | 37          | -                  | 1   | 2    | -     | 1     | -     | -     | 5     | 7     | 21                |
| E917                                  | Accident caused by hot<br>substance, corrosive<br>liquid and steam                | M | 1           | -                  | -   | -    | -     | 1     | -     | -     | -     | -     | -                 |
|                                       |   | F | -           | -                  | -   | -    | -     | -     | -     | -     | -     | -     | -                 |
| E919                                  | Accident caused by<br>firearm   | M | 3           | -                  | -   | 1    | -     | 1     | -     | -     | 1     | -     | -                 |
|                                       |   | F | 1           | -                  | -   | -    | 1     | -     | -     | -     | -     | -     | -                 |
| E921                                  | Inhalation and ingestion<br>of food causing<br>obstruction or suffocation         | M | 11          | 6                  | 2   | 1    | -     | -     | 2     | -     | -     | -     | -                 |
|                                       |   | F | 12          | 8                  | 3   | 1    | -     | -     | -     | -     | -     | -     | -                 |
| E922                                  | Inhalation and ingestion<br>of other object causing<br>obstruction or suffocation | M | 1           | -                  | -   | -    | 1     | -     | -     | -     | -     | -     | -                 |
|                                       |   | F | 1           | -                  | -   | 1    | -     | -     | -     | -     | -     | -     | -                 |
| E924                                  | Suffocation in bed and<br>cradle  | M | 10          | 10                 | -   | -    | -     | -     | -     | -     | -     | -     | -                 |
|                                       |   | F | 5           | 5                  | -   | -    | -     | -     | -     | -     | -     | -     | -                 |
| E925                                  | Accidental mechanical<br>suffocation in other and<br>unspecified circumstances    | M | 1           | -                  | -   | -    | -     | -     | -     | -     | -     | -     | 1                 |
|                                       |   | F | -           | -                  | -   | -    | -     | -     | -     | -     | -     | -     | -                 |
| E926                                  | Lack of care of infants   | M | 2           | 2                  | -   | -    | -     | -     | -     | -     | -     | -     | -                 |
|                                       |   | F | 3           | 3                  | -   | -    | -     | -     | -     | -     | -     | -     | -                 |
| E927                                  | Accident caused by bites<br>and stings of venomous<br>animals and insects         | M | -           | -                  | -   | -    | -     | -     | -     | -     | -     | -     | -                 |
|                                       |   | F | 1           | -                  | -   | -    | -     | -     | -     | -     | -     | -     | 1                 |
| E929                                  | Drowning and submersion   | M | 3           | -                  | 2   | -    | -     | -     | -     | -     | -     | 1     | -                 |
|                                       |   | F | 2           | -                  | 1   | 1    | -     | -     | -     | -     | -     | -     | -                 |
| E932-<br>E936                         | Other and unspecified<br>accidents  | M | 6           | -                  | -   | 1    | -     | -     | 1     | -     | 1     | 1     | 2                 |
|                                       |   | F | 2           | 1                  | 1   | -    | -     | -     | -     | -     | -     | -     | -                 |
|                                       | TOTAL   | M | 152         | 19                 | 13  | 4    | 2     | 5     | 6     | 2     | 14    | 15    | 72                |
|                                       |   | F | 249         | 17                 | 7   | 5    | 2     | 4     | 2     | 4     | 11    | 33    | 164               |

## UNCERTIFIED DEATHS

The number of cases in 1967 in which the cause of death was not certified by a medical practitioner was 730 which represents 2.3 per cent of the total deaths registered. In TABLE 23 uncertified deaths registered in 1967 are shown classified by county and age group, while the percentage of deaths uncertified in each county is also shown. The proportion of deaths uncertified is very high in the west and south-west regions of the country, being highest, in the year 1967 in the counties of Leitrim (8.8 per cent), Kerry (7.8 per cent) and Mayo (6.4 per cent).

Table XLI compares the percentages of deaths uncertified in each province for a number of years, and it will be observed that a steady improvement in the position is taking place.

TABLE XLI  
UNCERTIFIED DEATHS AS A PERCENTAGE OF THE TOTAL REGISTERED IN EACH PROVINCE IN THE YEARS 1958 TO 1967.

| Province         | 1958 | 1959 | 1960 | 1961 | 1962 | 1963 | 1964 | 1965 | 1966 | 1967 |
|------------------|------|------|------|------|------|------|------|------|------|------|
| Leinster         | 2.0  | 1.8  | 1.6  | 1.5  | 1.4  | 1.4  | 1.2  | 1.1  | 1.0  | 0.8  |
| Munster          | 6.5  | 6.0  | 5.5  | 4.7  | 4.4  | 4.2  | 3.3  | 3.0  | 2.5  | 2.3  |
| Connacht         | 16.3 | 15.8 | 14.8 | 12.5 | 12.5 | 11.0 | 8.9  | 9.3  | 6.9  | 6.0  |
| Ulster (part of) | 11.0 | 10.3 | 8.1  | 7.9  | 7.9  | 6.4  | 5.3  | 4.8  | 3.7  | 3.5  |
| TOTAL            | 6.6  | 6.1  | 5.6  | 4.9  | 4.7  | 4.2  | 3.4  | 3.3  | 2.6  | 2.3  |

TABLE XLII  
PERCENTAGE OF DEATHS UNCERTIFIED BY AGE GROUPS, IN EACH PROVINCE IN 1967.

| Province                            | All ages | Under 1 year | 1-14 | 15-24 | 25-34 | 35-44 | 45-54 | 55-64 | 65-74 | 75 and over |
|-------------------------------------|----------|--------------|------|-------|-------|-------|-------|-------|-------|-------------|
| Leinster                            | 0.8      | 0.2          | -    | -     | -     | 1.0   | 0.5   | 1.0   | 0.8   | 1.0         |
| Munster                             | 2.3      | -            | 0.8  | 1.4   | 1.1   | 1.5   | 1.3   | 0.6   | 1.3   | 3.8         |
| Connacht                            | 6.0      | -            | 1.7  | -     | 2.9   | -     | 0.4   | 0.9   | 2.1   | 10.4        |
| Ulster (part of)                    | 3.5      | 1.3          | 3.8  | -     | -     | 6.1*  | 0.7   | 1.7   | 2.0   | 5.3         |
| TOTAL                               | 2.3      | 0.2          | 0.7  | 0.4   | 0.7   | 1.3   | 0.8   | 0.9   | 1.3   | 4.0         |
| Actual number of deaths uncertified | 730      | 3            | 3    | 1     | 2     | 8     | 16    | 38    | 104   | 555         |

\*This high percentage is due to 2 uncertified deaths out of a total of 33 deaths in this age group.

The proportion of deaths uncertified was highest in the age group 75 years and over. In most age groups the provinces of Connacht and Ulster (part of) compare unfavourably with Leinster and Munster in respect of the percentage of deaths uncertified.

## INQUESTS AND POST-MORTEMS

The number of deaths registered on certificates issued by coroners as the result of inquests and post-mortem examinations during 1967 was 1,986 compared with 1,932 in 1966 and 1,827 in 1965.



# **TABLES**

TABLE 1 - ESTIMATED POPULATION IN THOUSANDS AT THE MIDDLE OF EACH YEAR 1851 TO 1967.

(For 1951 and subsequent years the figures relate to the month of April)

| Year | Persons | Males | Females | Year | Persons | Males | Females | Year | Persons | Males | Females |
|------|---------|-------|---------|------|---------|-------|---------|------|---------|-------|---------|
| 1851 | 5,079   | 2,486 | 2,593   | 1890 | 3,482   | 1,733 | 1,749   | 1929 | 2,937   | 1,496 | 1,441   |
| 1852 | 4,927   | 2,413 | 2,514   | 1891 | 3,449   | 1,718 | 1,731   | 1930 | 2,927   | 1,493 | 1,434   |
| 1853 | 4,807   | 2,358 | 2,449   | 1892 | 3,408   | 1,697 | 1,711   | 1931 | 2,933   | 1,497 | 1,436   |
| 1854 | 4,704   | 2,311 | 2,393   | 1893 | 3,382   | 1,684 | 1,698   | 1932 | 2,949   | 1,505 | 1,444   |
| 1855 | 4,638   | 2,281 | 2,357   | 1894 | 3,362   | 1,675 | 1,687   | 1933 | 2,962   | 1,512 | 1,450   |
| 1856 | 4,594   | 2,261 | 2,333   | 1895 | 3,333   | 1,662 | 1,671   | 1934 | 2,971   | 1,518 | 1,453   |
| 1857 | 4,540   | 2,234 | 2,306   | 1896 | 3,314   | 1,653 | 1,661   | 1935 | 2,971   | 1,520 | 1,451   |
| 1858 | 4,506   | 2,217 | 2,289   | 1897 | 3,298   | 1,646 | 1,652   | 1936 | 2,967   | 1,520 | 1,447   |
| 1859 | 4,471   | 2,199 | 2,272   | 1898 | 3,283   | 1,640 | 1,643   | 1937 | 2,948   | 1,510 | 1,438   |
| 1860 | 4,428   | 2,179 | 2,249   | 1899 | 3,265   | 1,631 | 1,634   | 1938 | 2,937   | 1,505 | 1,432   |
| 1861 | 4,393   | 2,164 | 2,229   | 1900 | 3,234   | 1,616 | 1,618   | 1939 | 2,934   | 1,503 | 1,431   |
| 1862 | 4,377   | 2,158 | 2,219   | 1901 | 3,213   | 1,607 | 1,606   | 1940 | 2,958   | 1,515 | 1,443   |
| 1863 | 4,328   | 2,134 | 2,194   | 1902 | 3,200   | 1,603 | 1,597   | 1941 | 2,993   | 1,533 | 1,460   |
| 1864 | 4,263   | 2,103 | 2,160   | 1903 | 3,185   | 1,599 | 1,586   | 1942 | 2,963   | 1,499 | 1,464   |
| 1865 | 4,223   | 2,084 | 2,139   | 1904 | 3,175   | 1,597 | 1,578   | 1943 | 2,946   | 1,490 | 1,456   |
| 1866 | 4,163   | 2,051 | 2,112   | 1905 | 3,165   | 1,594 | 1,571   | 1944 | 2,944   | 1,487 | 1,457   |
| 1867 | 4,130   | 2,033 | 2,097   | 1906 | 3,160   | 1,593 | 1,567   | 1945 | 2,952   | 1,490 | 1,462   |
| 1868 | 4,109   | 2,022 | 2,087   | 1907 | 3,151   | 1,589 | 1,562   | 1946 | 2,957   | 1,496 | 1,461   |
| 1869 | 4,090   | 2,012 | 2,078   | 1908 | 3,145   | 1,588 | 1,557   | 1947 | 2,974   | 1,505 | 1,469   |
| 1870 | 4,062   | 1,996 | 2,066   | 1909 | 3,142   | 1,589 | 1,553   | 1948 | 2,985   | 1,512 | 1,473   |
| 1871 | 4,042   | 1,986 | 2,056   | 1910 | 3,139   | 1,588 | 1,551   | 1949 | 2,981   | 1,513 | 1,468   |
| 1872 | 4,023   | 1,975 | 2,048   | 1911 | 3,132   | 1,586 | 1,546   | 1950 | 2,969   | 1,510 | 1,459   |
| 1873 | 3,989   | 1,955 | 2,034   | 1912 | 3,120   | 1,581 | 1,539   | 1951 | 2,961   | 1,507 | 1,454   |
| 1874 | 3,966   | 1,944 | 2,022   | 1913 | 3,103   | 1,572 | 1,531   | 1952 | 2,953   | 1,501 | 1,452   |
| 1875 | 3,951   | 1,940 | 2,011   | 1914 | 3,092   | 1,568 | 1,524   | 1953 | 2,949   | 1,498 | 1,451   |
| 1876 | 3,949   | 1,942 | 2,007   | 1915 | 3,068   | 1,546 | 1,522   | 1954 | 2,941   | 1,493 | 1,448   |
| 1877 | 3,956   | 1,947 | 2,009   | 1916 | 3,068   | 1,549 | 1,519   | 1955 | 2,921   | 1,479 | 1,442   |
| 1878 | 3,952   | 1,948 | 2,004   | 1917 | 3,065   | 1,551 | 1,514   | 1956 | 2,898   | 1,463 | 1,435   |
| 1879 | 3,939   | 1,944 | 1,995   | 1918 | 3,066   | 1,553 | 1,513   | 1957 | 2,885   | 1,456 | 1,429   |
| 1880 | 3,891   | 1,920 | 1,971   | 1919 | 3,102   | 1,598 | 1,504   | 1958 | 2,853   | 1,439 | 1,414   |
| 1881 | 3,847   | 1,901 | 1,946   | 1920 | 3,103   | 1,598 | 1,505   | 1959 | 2,846   | 1,435 | 1,411   |
| 1882 | 3,808   | 1,882 | 1,926   | 1921 | 3,096   | 1,599 | 1,497   | 1960 | 2,832   | 1,427 | 1,405   |
| 1883 | 3,745   | 1,853 | 1,892   | 1922 | 3,022   | 1,529 | 1,493   | 1961 | 2,818   | 1,417 | 1,402   |
| 1884 | 3,703   | 1,834 | 1,869   | 1923 | 3,014   | 1,526 | 1,488   | 1962 | 2,830   | 1,423 | 1,407   |
| 1885 | 3,671   | 1,820 | 1,851   | 1924 | 3,005   | 1,521 | 1,484   | 1963 | 2,850   | 1,433 | 1,417   |
| 1886 | 3,642   | 1,808 | 1,834   | 1925 | 2,985   | 1,512 | 1,473   | 1964 | 2,864   | 1,440 | 1,424   |
| 1887 | 3,600   | 1,788 | 1,812   | 1926 | 2,971   | 1,507 | 1,464   | 1965 | 2,876   | 1,446 | 1,430   |
| 1888 | 3,554   | 1,766 | 1,788   | 1927 | 2,957   | 1,502 | 1,455   | 1966 | 2,884   | 1,449 | 1,435   |
| 1889 | 3,516   | 1,748 | 1,768   | 1928 | 2,944   | 1,498 | 1,446   | 1967 | 2,899   | 1,456 | 1,443   |

TABLE 2 - CLASSIFICATION OF THE POPULATION ENUMERATED AT THE 1966 CENSUS ACCORDING TO AGE AND CONJUGAL CONDITION.

| Age groups   | Males          |                |               |                  | Females        |                |                |                  |
|--------------|----------------|----------------|---------------|------------------|----------------|----------------|----------------|------------------|
|              | Single         | Married        | Widowed       | Total            | Single         | Married        | Widowed        | Total            |
| 0 - 4        | 161,312        | -              | -             | 161,312          | 154,619        | -              | -              | 154,619          |
| 5 - 9        | 152,445        | -              | -             | 152,445          | 146,545        | -              | -              | 146,545          |
| 10 - 14      | 145,649        | -              | -             | 145,649          | 139,826        | -              | -              | 139,826          |
| 15 - 19      | 132,894        | 428            | 5             | 133,327          | 124,011        | 2,004          | 14             | 126,029          |
| 20 - 24      | 84,879         | 9,834          | 13            | 94,726           | 67,720         | 22,777         | 66             | 90,563           |
| 25 - 29      | 43,885         | 31,083         | 40            | 75,008           | 28,054         | 46,065         | 190            | 74,309           |
| 30 - 34      | 30,185         | 43,495         | 114           | 73,794           | 17,578         | 54,805         | 448            | 72,831           |
| 35 - 39      | 27,145         | 49,045         | 268           | 76,458           | 16,532         | 60,083         | 1,199          | 77,814           |
| 40 - 44      | 25,378         | 55,005         | 583           | 80,966           | 16,087         | 63,806         | 2,503          | 82,396           |
| 45 - 49      | 24,988         | 57,473         | 1,182         | 83,643           | 16,944         | 60,846         | 5,084          | 82,874           |
| 50 - 54      | 23,956         | 58,208         | 2,145         | 84,309           | 17,010         | 55,315         | 8,323          | 80,648           |
| 55 - 59      | 20,890         | 51,925         | 3,000         | 75,815           | 16,937         | 42,575         | 11,737         | 71,249           |
| 60 - 64      | 17,168         | 40,354         | 4,109         | 61,631           | 15,620         | 31,425         | 15,164         | 62,209           |
| 65 - 69      | 15,254         | 33,769         | 6,023         | 55,046           | 14,829         | 23,713         | 20,638         | 59,180           |
| 70 - 74      | 11,473         | 23,495         | 7,275         | 42,243           | 12,312         | 14,335         | 21,209         | 47,856           |
| 75 - 79      | 7,607          | 14,103         | 7,034         | 28,744           | 8,439          | 7,002          | 18,616         | 34,057           |
| 80 - 84      | 4,078          | 6,505          | 5,241         | 15,824           | 4,653          | 2,830          | 12,277         | 19,760           |
| 85 and over  | 1,781          | 2,678          | 3,633         | 8,092            | 2,712          | 1,073          | 8,420          | 12,205           |
| <b>Total</b> | <b>930,967</b> | <b>477,400</b> | <b>40,665</b> | <b>1,449,032</b> | <b>820,428</b> | <b>488,654</b> | <b>125,888</b> | <b>1,434,970</b> |

TABLE 3 - POPULATION, BY SEX, OF EACH COUNTY AND COUNTY BOROUGH ACCORDING TO THE CENSUS  
OF POPULATION, 1966.

| Area                      | Persons          | Males            | Females          |
|---------------------------|------------------|------------------|------------------|
| Carlow                    | 33,593           | 17,320           | 16,273           |
| Dublin County Borough     | 568,772          | 267,070          | 301,702          |
| Dun Laoghaire Borough     | 51,772           | 23,159           | 28,613           |
| Dublin County (remainder) | 174,503          | 85,463           | 89,040           |
| Kildare                   | 66,404           | 34,829           | 31,575           |
| Kilkenny                  | 60,463           | 31,390           | 29,073           |
| Laois                     | 44,595           | 23,622           | 20,973           |
| Longford                  | 28,989           | 15,245           | 13,744           |
| Louth                     | 69,519           | 34,664           | 34,855           |
| Meath                     | 67,323           | 34,877           | 32,446           |
| Offaly                    | 51,717           | 27,007           | 24,710           |
| Westmeath                 | 52,900           | 27,101           | 25,799           |
| Wexford                   | 83,437           | 42,270           | 41,167           |
| Wicklow                   | 60,428           | 30,231           | 30,197           |
| Clare                     | 73,597           | 38,667           | 34,930           |
| Cork County Borough       | 122,146          | 58,122           | 64,024           |
| Cork County               | 217,557          | 111,888          | 105,669          |
| Kerry                     | 112,785          | 58,674           | 54,111           |
| Limerick County Borough   | 55,912           | 26,747           | 29,165           |
| Limerick County           | 81,445           | 42,388           | 39,057           |
| Tipperary, N.R.           | 53,843           | 28,064           | 25,779           |
| Tipperary, S.R.           | 68,969           | 35,352           | 33,617           |
| Waterford County Borough  | 29,842           | 14,140           | 15,702           |
| Waterford County          | 43,238           | 22,326           | 20,912           |
| Galway                    | 148,340          | 77,696           | 70,644           |
| Leitrim                   | 30,572           | 16,444           | 14,128           |
| Mayo                      | 115,547          | 59,829           | 55,718           |
| Roscommon                 | 56,228           | 29,782           | 26,446           |
| Sligo                     | 51,263           | 26,346           | 24,917           |
| Cavan                     | 54,022           | 28,803           | 25,219           |
| Donegal                   | 108,549          | 55,606           | 52,943           |
| Monaghan                  | 45,732           | 23,910           | 21,822           |
| <b>Total</b>              | <b>2,884,002</b> | <b>1,449,032</b> | <b>1,434,970</b> |

TABLE 4 - MARRIAGES, BIRTHS AND DEATHS REGISTERED AND NATURAL INCREASE (EXCESS OF BIRTHS OVER DEATHS) 1864-1967.

| Period              | Marriages | Births                         |         |         |            |              |       |         | Deaths |        |         | Natural increase |
|---------------------|-----------|--------------------------------|---------|---------|------------|--------------|-------|---------|--------|--------|---------|------------------|
|                     |           | Total (including illegitimate) |         |         | Legitimate | Illegitimate |       |         | Total  | Males  | Females |                  |
|                     |           | Total                          | Males   | Females | Total      | Total        | Males | Females |        |        |         |                  |
| Average 1864 - 1870 | 21,150    | 106,926                        | 54,927  | 51,999  | 104,342    | 2,584        | 1,304 | 1,280   | 67,323 | 33,878 | 33,445  | 39,603           |
| 1871 - 1880         | 18,014    | 104,379                        | 53,604  | 50,775  | 102,674    | 1,705        | 878   | 827     | 71,611 | 36,224 | 35,387  | 32,768           |
| 1881 - 1890         | 14,692    | 83,762                         | 43,077  | 40,685  | 82,187     | 1,575        | 816   | 759     | 64,220 | 32,233 | 31,987  | 19,542           |
| 1891 - 1900         | 14,805    | 73,995                         | 37,982  | 36,013  | 72,527     | 1,468        | 753   | 715     | 58,994 | 29,468 | 29,526  | 15,001           |
| 1901 - 1910         | 15,325    | 71,380                         | 36,666  | 34,714  | 69,912     | 1,468        | 754   | 714     | 53,577 | 27,031 | 26,546  | 17,803           |
| 1911 - 1920         | 15,785    | 66,507                         | 34,206  | 32,301  | 64,912     | 1,595        | 815   | 780     | 51,453 | 26,131 | 25,322  | 15,054           |
| 1921 - 1930         | 14,245    | 60,406                         | 30,983  | 29,423  | 58,700     | 1,706        | 880   | 826     | 43,203 | 21,850 | 21,353  | 17,203           |
| 1931 - 1940         | 14,359    | 57,105                         | 29,279  | 27,826  | 55,212     | 1,893        | 970   | 923     | 41,841 | 21,469 | 20,372  | 15,264           |
| 1941 - 1950         | 16,585    | 65,010                         | 33,495  | 31,515  | 62,728     | 2,282        | 1,173 | 1,109   | 41,450 | 21,726 | 19,724  | 23,560           |
| 1951 - 1960         | 15,742    | 61,664                         | 31,606  | 30,058  | 60,444     | 1,220        | 633   | 587     | 35,374 | 18,999 | 16,375  | 26,290           |
| 1951                | 16,017    | 62,878                         | 32,303  | 30,575  | 61,290     | 1,588        | 833   | 755     | 42,382 | 22,476 | 19,906  | 20,496           |
| 1952                | 15,876    | 64,631                         | 33,026  | 31,605  | 63,012     | 1,619        | 816   | 803     | 35,105 | 18,918 | 16,187  | 29,526           |
| 1953                | 15,888    | 62,558                         | 32,241  | 30,317  | 61,218     | 1,340        | 683   | 657     | 34,591 | 18,420 | 16,171  | 27,967           |
| 1954                | 15,831    | 62,534                         | 32,087  | 30,447  | 61,224     | 1,310        | 692   | 618     | 35,535 | 19,199 | 16,336  | 26,999           |
| 1955                | 16,443    | 61,622                         | 31,483  | 30,139  | 60,388     | 1,234        | 647   | 587     | 36,761 | 19,773 | 16,988  | 24,861           |
| 1956                | 16,761    | 60,740                         | 31,257  | 29,483  | 59,567     | 1,173        | 608   | 565     | 33,910 | 18,269 | 15,641  | 26,830           |
| 1957                | 14,657    | 61,242                         | 31,335  | 29,907  | 60,210     | 1,032        | 526   | 506     | 34,311 | 18,355 | 15,956  | 26,931           |
| 1958                | 15,061    | 59,510                         | 30,498  | 29,012  | 58,534     | 976          | 516   | 460     | 34,248 | 18,495 | 15,753  | 25,262           |
| 1959                | 15,420    | 60,188                         | 30,685  | 29,503  | 59,229     | 959          | 493   | 466     | 34,243 | 18,603 | 15,640  | 25,945           |
| 1960                | 15,465    | 60,735                         | 31,141  | 29,594  | 59,767     | 968          | 512   | 456     | 32,660 | 17,484 | 15,176  | 28,075           |
| 1961                | 15,329    | 59,825                         | 30,687  | 29,138  | 58,850     | 975          | 531   | 444     | 34,763 | 18,750 | 16,013  | 25,062           |
| 1962                | 15,627    | 61,782                         | 31,650  | 30,132  | 60,671     | 1,111        | 534   | 577     | 33,838 | 18,355 | 15,483  | 27,944           |
| 1963                | 15,556    | 63,246                         | 32,486  | 30,760  | 62,089     | 1,157        | 587   | 570     | 33,795 | 18,199 | 15,596  | 29,451           |
| 1964                | 16,128    | 64,072                         | 32,759  | 31,313  | 62,780     | 1,292        | 641   | 651     | 32,630 | 17,630 | 15,000  | 31,442           |
| 1965                | 16,946    | 63,525                         | 32,4388 | 31,087  | 62,122     | 1,403        | 708   | 695     | 33,022 | 17,965 | 15,057  | 30,503           |
| 1966                | 16,849    | 62,215                         | 32,173  | 30,042  | 60,779     | 1,436        | 757   | 679     | 35,113 | 19,148 | 15,965  | 27,102           |
| 1967                | 17,788    | 61,307                         | 31,642  | 29,665  | 59,767     | 1,540        | 779   | 761     | 31,400 | 17,035 | 14,365  | 29,907           |



TABLE 5 - MARRIAGE, BIRTH, DEATH AND INFANT MORTALITY RATES AND RATE OF NATURAL INCREASE, 1864-1967.

| Period      | Marriages               | Births                  |                                       |                         |                             |   | Deaths                  |   | Natural increase<br>per 1,000<br>population |
|-------------|-------------------------|-------------------------|---------------------------------------|-------------------------|-----------------------------|---|-------------------------|---|---|
|             | Per 1,000<br>population | Per 1,000<br>population | Legitimate<br>per 1,000<br>population | Illegitimate            |                             | Births of males<br>per 1,000 births<br>of females | Per 1,000<br>population | Infant mortality<br>per 1,000<br>births |   |
|             |                         |                         |                                       | Per 1,000<br>population | Per cent of<br>total births |   |                         |   |   |
| 1864 - 1870 | 5.10                    | 25.79                   | 25.17                                 | 0.62                    | 2.42                        | 1,056   | 16.23                   | 95.61                                   | 9.56  |
| 1871 - 1880 | 4.54                    | 26.31                   | 25.88                                 | 0.43                    | 1.63                        | 1,056   | 18.06                   | 96.80                                   | 8.25  |
| 1881 - 1890 | 4.02                    | 22.88                   | 22.45                                 | 0.43                    | 1.89                        | 1,059   | 17.56                   | 93.06                                   | 5.32  |
| 1891 - 1900 | 4.46                    | 22.20                   | 21.76                                 | 0.44                    | 1.99                        | 1,055   | 17.70                   | 99.42                                   | 4.50  |
| 1901 - 1910 | 4.84                    | 22.54                   | 22.08                                 | 0.46                    | 2.06                        | 1,056   | 16.91                   | 91.37                                   | 5.63  |
| 1911 - 1920 | 5.11                    | 21.50                   | 20.99                                 | 0.51                    | 2.41                        | 1,059   | 16.64                   | 84.06                                   | 4.86  |
| 1921 - 1930 | 4.76                    | 20.21                   | 19.64                                 | 0.57                    | 2.83                        | 1,053   | 14.45                   | 69.90                                   | 5.76  |
| 1931 - 1940 | 4.86                    | 19.34                   | 18.70                                 | 0.64                    | 3.31                        | 1,052   | 14.17                   | 68.41                                   | 5.17  |
| 1941 - 1950 | 5.59                    | 21.90                   | 21.13                                 | 0.77                    | 3.51                        | 1,063   | 13.97                   | 65.80                                   | 7.94  |
| 1951 - 1960 | 5.42                    | 21.24                   | 20.82                                 | 0.42                    | 1.97                        | 1,052   | 12.18                   | 36.64                                   | 9.06  |
| 1951        | 5.41                    | 21.24                   | 20.70                                 | 0.54                    | 2.53                        | 1,057   | 14.32                   | 45.74                                   | 6.92  |
| 1952        | 5.38                    | 21.88                   | 21.34                                 | 0.55                    | 2.50                        | 1,045   | 11.89                   | 41.37                                   | 10.00                                       |
| 1953        | 5.39                    | 21.21                   | 20.76                                 | 0.45                    | 2.14                        | 1,063   | 11.73                   | 39.37                                   | 9.48  |
| 1954        | 5.38                    | 21.26                   | 20.82                                 | 0.45                    | 2.09                        | 1,054   | 12.08                   | 37.80                                   | 9.18  |
| 1955        | 5.63                    | 21.10                   | 20.68                                 | 0.42                    | 2.00                        | 1,045   | 12.59                   | 36.74                                   | 8.51  |
| 1956        | 5.78                    | 20.96                   | 20.55                                 | 0.40                    | 1.93                        | 1,060   | 11.70                   | 35.59                                   | 9.26  |
| 1957        | 5.08                    | 21.23                   | 20.87                                 | 0.36                    | 1.69                        | 1,048   | 11.89                   | 33.10                                   | 9.33  |
| 1958        | 5.28                    | 20.86                   | 20.52                                 | 0.34                    | 1.64                        | 1,051   | 12.00                   | 35.44                                   | 8.85  |
| 1959        | 5.42                    | 21.15                   | 20.81                                 | 0.34                    | 1.59                        | 1,040   | 12.03                   | 32.02                                   | 9.12  |
| 1960        | 5.46                    | 21.46                   | 21.12                                 | 0.34                    | 1.59                        | 1,052   | 11.54                   | 29.26                                   | 9.92  |
| 1961        | 5.44                    | 21.23                   | 20.88                                 | 0.35                    | 1.63                        | 1,053   | 12.33                   | 30.54                                   | 8.89  |
| 1962        | 5.52                    | 21.83                   | 21.44                                 | 0.39                    | 1.80                        | 1,050   | 11.96                   | 29.13                                   | 9.87  |
| 1963        | 5.46                    | 22.19                   | 21.79                                 | 0.41                    | 1.83                        | 1,056   | 11.86                   | 26.59                                   | 10.33                                       |
| 1964        | 5.63                    | 22.37                   | 21.92                                 | 0.45                    | 2.02                        | 1,046   | 11.39                   | 26.72                                   | 10.98                                       |
| 1965        | 5.89                    | 22.09                   | 21.60                                 | 0.49                    | 2.21                        | 1,043   | 11.48                   | 25.25                                   | 10.61                                       |
| 1966        | 5.84                    | 21.57                   | 21.07                                 | 0.50                    | 2.31                        | 1,071   | 12.18                   | 24.95                                   | 9.40  |
| 1967        | 6.14                    | 21.15                   | 20.62                                 | 0.53                    | 2.51                        | 1,067   | 10.83                   | 24.43                                   | 10.32                                       |

TABLE 6 — MARRIAGES, BIRTHS AND DEATHS REGISTERED DURING EACH OF THE YEARS 1951 — 1967 WITH THE AVERAGE ANNUAL RATES FOR THE TEN YEARS 1951 — 1960 AND THE RATES FOR EACH OF THE YEARS 1961 TO 1967 PER 1,000 OF THE POPULATION

| Year              | Marriages                      |       |       |       |        |                                |      |       |      |       |                                |       |       |       |        | Births                         |        |        |        |        | Deaths                         |        |       |       |        |
|-------------------|--------------------------------|-------|-------|-------|--------|--------------------------------|------|-------|------|-------|--------------------------------|-------|-------|-------|--------|--------------------------------|--------|--------|--------|--------|--------------------------------|--------|-------|-------|--------|
|                   | Catholic                       |       |       |       |        | All others                     |      |       |      |       | Total                          |       |       |       |        | Quarter ending the last day of |        |        |        |        | Quarter ending the last day of |        |       |       |        |
|                   | Quarter ending the last day of |       |       |       | Total  | Quarter ending the last day of |      |       |      | Total | Quarter ending the last day of |       |       |       | Total  | Quarter ending the last day of |        |        |        | Total  | Quarter ending the last day of |        |       |       | Total  |
|                   | Mar.                           | June  | Sept. | Dec.  |        | Mar.                           | June | Sept. | Dec. |       | Mar.                           | June  | Sept. | Dec.  |        | Mar.                           | June   | Sept.  | Dec.   |        | Mar.                           | June   | Sept. | Dec.  |        |
| 1951              | 3,249                          | 3,651 | 5,144 | 3,151 | 15,195 | 140                            | 206  | 293   | 183  | 822   | 3,389                          | 3,857 | 5,437 | 3,334 | 16,017 | 15,727                         | 16,966 | 16,299 | 13,886 | 62,878 | 16,659                         | 10,205 | 7,584 | 7,934 | 42,382 |
| 1952              | 3,217                          | 3,478 | 4,914 | 3,376 | 14,985 | 156                            | 276  | 282   | 177  | 891   | 3,373                          | 3,754 | 5,196 | 3,553 | 15,876 | 16,341                         | 17,502 | 16,048 | 14,740 | 64,631 | 10,657                         | 8,713  | 7,256 | 8,479 | 35,105 |
| 1953              | 2,820                          | 3,616 | 5,234 | 3,448 | 15,118 | 115                            | 200  | 299   | 156  | 770   | 2,935                          | 3,816 | 5,533 | 3,604 | 15,888 | 15,672                         | 16,947 | 15,728 | 14,211 | 62,558 | 10,544                         | 8,948  | 7,104 | 7,995 | 34,591 |
| 1954              | 3,210                          | 3,386 | 5,211 | 3,193 | 15,000 | 122                            | 256  | 296   | 157  | 831   | 3,332                          | 3,642 | 5,507 | 3,350 | 15,831 | 15,379                         | 16,487 | 15,974 | 14,694 | 62,534 | 10,470                         | 8,847  | 7,673 | 8,545 | 35,535 |
| 1955              | 2,992                          | 3,745 | 5,462 | 3,395 | 15,594 | 143                            | 244  | 330   | 132  | 849   | 3,135                          | 3,989 | 5,792 | 3,527 | 16,443 | 15,183                         | 16,480 | 15,807 | 14,152 | 61,622 | 11,808                         | 9,731  | 7,362 | 7,860 | 36,761 |
| 1956              | 2,765                          | 3,956 | 5,413 | 3,907 | 16,041 | 109                            | 185  | 275   | 151  | 720   | 2,874                          | 4,141 | 5,688 | 4,058 | 16,761 | 14,286                         | 16,718 | 15,405 | 14,331 | 60,740 | 10,519                         | 8,618  | 7,068 | 7,705 | 33,910 |
| 1957              | 2,572                          | 3,194 | 5,182 | 3,000 | 13,948 | 146                            | 171  | 278   | 114  | 709   | 2,718                          | 3,365 | 5,460 | 3,114 | 14,657 | 14,910                         | 16,576 | 15,453 | 14,303 | 61,242 | 9,788                          | 8,324  | 7,216 | 8,983 | 34,311 |
| 1958              | 2,587                          | 3,465 | 5,460 | 2,971 | 14,483 | 105                            | 183  | 199   | 91   | 578   | 2,692                          | 3,648 | 5,659 | 3,062 | 15,061 | 14,722                         | 15,966 | 14,836 | 13,986 | 59,510 | 10,284                         | 8,970  | 7,099 | 7,895 | 34,248 |
| 1959              | 2,412                          | 3,762 | 5,385 | 3,189 | 14,748 | 121                            | 143  | 266   | 142  | 672   | 2,533                          | 3,905 | 5,651 | 3,331 | 15,420 | 14,687                         | 16,342 | 15,275 | 13,884 | 60,188 | 10,621                         | 9,554  | 6,667 | 7,401 | 34,243 |
| 1960              | 2,817                          | 3,333 | 5,684 | 3,032 | 14,866 | 92                             | 185  | 225   | 97   | 599   | 2,909                          | 3,518 | 5,909 | 3,129 | 15,465 | 14,635                         | 16,395 | 15,761 | 13,944 | 60,735 | 9,458                          | 7,958  | 6,921 | 8,323 | 32,660 |
| Average 1951-1960 | 2,864                          | 3,559 | 5,309 | 3,266 | 14,998 | 125                            | 205  | 274   | 140  | 744   | 2,989                          | 3,764 | 5,583 | 3,406 | 15,742 | 15,154                         | 16,638 | 15,659 | 14,213 | 61,664 | 11,081                         | 8,987  | 7,195 | 8,112 | 35,375 |
| 1961              | 2,200                          | 3,676 | 5,660 | 3,236 | 14,772 | 70                             | 167  | 194   | 126  | 557   | 2,270                          | 3,843 | 5,854 | 3,362 | 15,329 | 14,745                         | 16,187 | 15,473 | 13,420 | 59,825 | 12,060                         | 8,184  | 6,885 | 7,634 | 34,763 |
| 1962              | 2,728                          | 3,232 | 5,972 | 3,045 | 14,977 | 113                            | 183  | 258   | 96   | 650   | 2,841                          | 3,415 | 6,230 | 3,141 | 15,627 | 15,331                         | 16,539 | 15,738 | 14,174 | 61,782 | 10,822                         | 8,517  | 6,974 | 7,525 | 33,838 |
| 1963              | 2,679                          | 3,221 | 5,692 | 3,296 | 14,888 | 116                            | 160  | 253   | 139  | 668   | 2,795                          | 3,381 | 5,945 | 3,435 | 15,556 | 15,445                         | 16,876 | 16,376 | 14,549 | 63,246 | 10,687                         | 8,472  | 7,141 | 7,495 | 33,795 |
| 1964              | 2,413                          | 3,999 | 5,853 | 3,241 | 15,506 | 87                             | 155  | 272   | 108  | 622   | 2,500                          | 4,154 | 6,125 | 3,349 | 16,128 | 15,224                         | 17,347 | 16,565 | 14,936 | 64,072 | 9,291                          | 8,897  | 6,964 | 7,478 | 32,630 |
| 1965              | 3,433                          | 3,346 | 6,173 | 3,377 | 16,329 | 91                             | 131  | 268   | 127  | 617   | 3,524                          | 3,477 | 6,441 | 3,504 | 16,946 | 15,853                         | 17,082 | 16,144 | 14,446 | 63,525 | 9,818                          | 7,923  | 7,319 | 7,962 | 33,022 |
| 1966              | 3,320                          | 3,231 | 6,158 | 3,455 | 16,164 | 118                            | 168  | 265   | 134  | 685   | 3,438                          | 3,399 | 6,423 | 3,589 | 16,849 | 15,190                         | 16,590 | 16,143 | 14,292 | 62,215 | 11,070                         | 9,133  | 6,897 | 8,013 | 35,113 |
| 1967              | 3,114                          | 3,884 | 6,260 | 3,839 | 17,097 | 141                            | 171  | 280   | 99   | 691   | 3,255                          | 4,055 | 6,540 | 3,938 | 17,788 | 15,023                         | 16,691 | 15,363 | 14,230 | 61,307 | 8,643                          | 7,840  | 7,095 | 7,822 | 31,400 |

Equivalent annual rate per 1,000 corresponding population

|                   |     |     |     |     |     |     |     |     |     |     |     |     |     |     |     |      |      |      |      |      |      |      |      |      |      |
|-------------------|-----|-----|-----|-----|-----|-----|-----|-----|-----|-----|-----|-----|-----|-----|-----|------|------|------|------|------|------|------|------|------|------|
| Average 1951-1960 | 4.2 | 5.2 | 7.8 | 4.8 | 5.5 | 3.0 | 5.0 | 6.6 | 3.4 | 4.5 | 4.1 | 5.2 | 7.7 | 4.7 | 5.4 | 20.9 | 22.9 | 21.6 | 19.6 | 21.2 | 15.3 | 12.4 | 9.9  | 11.2 | 12.2 |
| 1961              | 3.3 | 5.5 | 8.5 | 4.8 | 5.5 | 1.9 | 4.6 | 5.4 | 3.5 | 3.8 | 3.2 | 5.5 | 8.3 | 4.8 | 5.4 | 20.9 | 23.0 | 22.0 | 19.0 | 21.2 | 17.1 | 11.6 | 9.8  | 10.8 | 12.3 |
| 1962              | 4.1 | 4.8 | 8.9 | 4.5 | 5.6 | 3.1 | 5.1 | 7.1 | 2.7 | 4.5 | 4.0 | 4.8 | 8.8 | 4.4 | 5.5 | 21.7 | 23.4 | 22.3 | 20.1 | 21.8 | 15.3 | 12.1 | 9.9  | 10.7 | 12.0 |
| 1963              | 4.0 | 4.8 | 8.4 | 4.9 | 5.5 | 3.2 | 4.4 | 7.0 | 3.9 | 4.6 | 3.9 | 4.8 | 8.4 | 4.8 | 5.5 | 21.8 | 23.8 | 23.1 | 20.5 | 22.2 | 15.1 | 11.9 | 10.1 | 10.6 | 11.9 |
| 1964              | 3.5 | 5.9 | 8.6 | 4.8 | 5.7 | 2.4 | 4.3 | 7.6 | 3.0 | 4.3 | 3.5 | 5.8 | 8.5 | 4.7 | 5.6 | 21.4 | 24.4 | 23.3 | 21.0 | 22.4 | 13.0 | 12.5 | 9.8  | 10.5 | 11.4 |
| 1965              | 5.0 | 4.9 | 9.0 | 4.9 | 6.0 | 2.5 | 3.6 | 7.5 | 3.5 | 4.3 | 4.9 | 4.8 | 9.0 | 4.9 | 5.9 | 22.1 | 23.8 | 22.5 | 20.1 | 22.1 | 13.7 | 11.0 | 10.2 | 11.1 | 11.5 |
| 1966              | 4.8 | 4.7 | 9.0 | 5.0 | 5.9 | 3.3 | 4.7 | 7.4 | 3.7 | 4.8 | 4.8 | 4.7 | 8.9 | 5.0 | 5.8 | 21.1 | 23.0 | 22.4 | 19.8 | 21.6 | 15.4 | 12.7 | 9.6  | 11.1 | 12.2 |
| 1967              | 4.6 | 5.7 | 9.2 | 5.6 | 6.3 | 3.3 | 4.0 | 6.5 | 2.3 | 4.0 | 4.5 | 5.6 | 9.0 | 5.4 | 6.1 | 20.7 | 23.0 | 21.2 | 19.6 | 21.1 | 11.9 | 10.8 | 9.8  | 10.8 | 10.8 |

TABLE 7 - DEATHS FROM PRINCIPAL CAUSES IN IRELAND AND THE SIX COUNTIES, 1967, WITH RATES PER 100,000 POPULATION.

Note - The classification of cause of death in this table is based on the Abbreviated List, 1955.

| Detailed List No.   | Cause of death  | Ireland* |         | Six Counties |       |
|---|---|----------|---------|--------------|-------|
|   |   | Number   | Rate    | Number       | Rate  |
|   | All causes ... ..   | 31,400   | 1,083.1 | 14,671       | 984.0 |
| 001-008   | Tuberculosis of respiratory system ...  | 213      | 7.4     | 51           | 3.4   |
| 010-019   | Tuberculosis, other forms ... ..  | 38       | 1.3     | 11           | 0.7   |
| 020-029   | Syphilis and its sequelae ... ..  | 6        | 0.2     | 16           | 1.1   |
| 040   | Typhoid fever ... ..  | -        | -       | -            | -     |
| 045-048   | Dysentery, all forms ... ..   | 3        | 0.1     | 2            | 0.1   |
| 050-051   | Scarlet fever and streptococcal sore throat   | 1        | 0.0     | -            | -     |
| 055   | Diphtheria ... ..   | 1        | 0.0     | -            | -     |
| 056   | Whooping cough ... ..   | 7        | 0.2     | 7            | 0.5   |
| 057   | Meningococcal infections ... ..   | 5        | 0.2     | 7            | 0.5   |
| 080   | Acute poliomyelitis ... ..  | -        | -       | -            | -     |
| 085   | Measles ... ..  | 9        | 0.3     | 5            | 0.3   |
| 100-108   | Typhus and other rickettsial diseases ...   | -        | -       | -            | -     |
| 110-117   | Malaria ... ..  | -        | -       | -            | -     |
| 030-039, 041, 042,<br>044, 049, 052-054,<br>059-074, 081-083,<br>086-096, 120-138 | All other diseases classified as infective<br>and parasitic ... ..                  | 84       | 2.9     | 44           | 3.0   |
| 140-205   | Malignant neoplasms including neoplasms of<br>lymphatic and haematopoietic tissues: |          |         |              |       |
|   | (a) Cancer ... ..   | 4,905    | 169.2   | 2,346        | 157.3 |
| 140-205 (except<br>201 and 204)<br>201, 204                                       | (b) Hodgkin's disease and leukaemia   | 191      | 6.6     | 113          | 7.6   |
| 210-239   | Benign and unspecified neoplasms ...  | 91       | 3.1     | 44           | 3.0   |
| 260   | Diabetes mellitus ... ..  | 273      | 9.4     | 130          | 8.7   |
| 290-293   | Anaemias ... ..   | 114      | 3.9     | 57           | 3.8   |
| 330-334   | Vascular lesions affecting central nervous<br>system ... ..                         | 4,175    | 144.0   | 2,077        | 139.3 |
| 340   | Non-meningococcal meningitis ...  | 23       | 0.8     | 15           | 1.0   |
| 400-402   | Rheumatic fever ... ..  | 7        | 0.2     | 5            | 0.3   |
| 410-416   | Chronic rheumatic heart disease ...   | 273      | 9.4     | 168          | 11.3  |

\*Exclusive of the Six Counties

TABLE 7 (contd.) - DEATHS FROM PRINCIPAL CAUSES IN IRELAND AND THE SIX COUNTIES, 1967, WITH RATES PER 100,000 POPULATION.

| Detailed List No.      | Cause of death   | Ireland* |       | Six Counties |       |
|------------------------|--|----------|-------|--------------|-------|
|                        |  | Number   | Rate  | Number       | Rate  |
| 420-422                | Arteriosclerotic and degenerative heart disease                                  | 8,524    | 294.0 | 4,505        | 302.1 |
| 430-434                | Other diseases of heart ... ..   | 1,356    | 46.8  | 555          | 37.2  |
| 440-443                | Hypertensive heart disease ... ..  | 516      | 17.8  | 231          | 15.5  |
| 444-447                | Other hypertensive disease ... ..  | 283      | 9.8   | 88           | 5.9   |
| 480-483                | Influenza ... ..   | 102      | 3.5   | 22           | 1.5   |
| 490-493                | Pneumonia ... ..   | 1,192    | 41.1  | 489          | 32.8  |
| 500-502                | Bronchitis ... ..  | 1,377    | 47.5  | 663          | 44.5  |
| 540-541                | Ulcer of stomach and duodenum ... ..   | 203      | 7.0   | 97           | 6.5   |
| 550-553                | Appendicitis ... ..  | 21       | 0.7   | 13           | 0.9   |
| 560, 561, 570          | Intestinal obstruction and hernia ... ..   | 150      | 5.2   | 86           | 5.8   |
| 543, 571, 572          | Gastritis, duodenitis, enteritis and colitis, except diarrhoea of newborn ... .. | 211      | 7.3   | 87           | 5.8   |
| 581                    | Cirrhosis of liver ... ..  | 76       | 2.6   | 48           | 3.2   |
| 590-594                | Nephritis and nephrosis ... ..   | 347      | 12.0  | 81           | 5.4   |
| 610                    | Hyperplasia of prostate ... ..   | 160      | 5.5   | 41           | 2.7   |
| 640-689                | Deliveries and complications of pregnancy, childbirth and the puerperium ... ..  | 14       | 0.5   | 8            | 0.5   |
| 750-759                | Congenital malformations ... ..  | 495      | 17.1  | 217          | 14.6  |
| 760-762                | Birth injuries, post-natal asphyxia and atelectasis ... ..                       | 314      | 10.8  | 227          | 15.2  |
| 763-768                | Infections of newborn ... ..   | 85       | 2.9   | 32           | 2.2   |
| 769-776                | Other diseases peculiar to early infancy and immaturity unqualified ... ..       | 308      | 10.6  | 155          | 10.4  |
| 780-795                | Senility without mention of psychosis, ill-defined and unknown causes ... ..     | 1,229    | 42.5  | 50           | 3.4   |
|                        | All other diseases ... ..  | 2,821    | 97.3  | 1,305        | 87.5  |
| E810-E835              | Motor vehicle accidents ... ..   | 373      | 12.9  | 223          | 15.0  |
| E800-E802<br>E840-E962 | All other accidents ... ..   | 739      | 25.5  | 242          | 16.2  |
| E963, E970-E979        | Suicide and self-inflicted injury ... ..   | 72       | 2.5   | 98           | 6.6   |
| E964-E965, E980-E999   | Homicide and operations of war ... ..  | 13       | 0.5   | 10           | 0.7   |

\*Exclusive of the Six Counties.





TABLE 10 - BIRTHS AND DEATHS REGISTERED IN EACH COUNTY AND COUNTY BOROUGH IN CORRESPONDING PARTICULARS FOR ILLEGITIMATE BIRTHS

| Area                      | Births (including illegitimate) |                       |                     |               | Illegitimate births     |                       |                     |              |
|---------------------------|---------------------------------|-----------------------|---------------------|---------------|-------------------------|-----------------------|---------------------|--------------|
|                           | Total number registered         | Transferred from area | Transferred to area | Net number    | Total number registered | Transferred from area | Transferred to area | Net number   |
| <b>Total</b>              | <b>61,307</b>                   | <b>-</b>              | <b>-</b>            | <b>61,307</b> | <b>1,540</b>            | <b>-</b>              | <b>-</b>            | <b>1,540</b> |
| Carlow                    | 619                             | 76                    | 225                 | 768           | 4                       | -                     | 11                  | 15           |
| Dublin County Borough     | 20,299                          | 8,083                 | 149                 | 12,365        | 537                     | 258                   | 74                  | 353          |
| Dun Laoghaire Borough     | 1,420                           | 865                   | 576                 | 1,131         | 10                      | 6                     | 21                  | 25           |
| Dublin County (remainder) | 565                             | 180                   | 4,786               | 5,171         | 181                     | 159                   | 104                 | 126          |
| Kildare                   | 432                             | 10                    | 1,178               | 1,600         | 9                       | -                     | 49                  | 58           |
| Kilkenny                  | 906                             | 55                    | 297                 | 1,148         | 5                       | -                     | 17                  | 22           |
| Laois                     | 715                             | 30                    | 215                 | 900           | 3                       | 1                     | 17                  | 19           |
| Longford                  | 430                             | 111                   | 267                 | 586           | 2                       | -                     | 14                  | 16           |
| Louth                     | 3,114                           | 1,458                 | 44                  | 1,700         | 18                      | 4                     | 5                   | 19           |
| Meath                     | 246                             | 5                     | 1,252               | 1,493         | 6                       | -                     | 75                  | 81           |
| Offaly                    | 1,011                           | 39                    | 210                 | 1,182         | 3                       | -                     | 24                  | 27           |
| Westmeath                 | 1,190                           | 225                   | 272                 | 1,237         | 163                     | 149                   | 20                  | 34           |
| Wexford                   | 1,503                           | 39                    | 368                 | 1,832         | 18                      | 1                     | 34                  | 51           |
| Wicklow                   | 359                             | 6                     | 978                 | 1,331         | 4                       | -                     | 45                  | 49           |
| Clare                     | 1,004                           | 14                    | 354                 | 1,344         | 6                       | 1                     | 18                  | 23           |
| Cork County Borough       | 6,327                           | 3,338                 | 14                  | 3,003         | 234                     | 173                   | 6                   | 67           |
| Cork County               | 1,508                           | 46                    | 2,989               | 4,451         | 18                      | -                     | 87                  | 105          |
| Kerry                     | 1,682                           | 13                    | 309                 | 1,978         | 6                       | -                     | 37                  | 43           |
| Limerick County Borough   | 3,639                           | 2,159                 | 11                  | 1,491         | 38                      | 23                    | 5                   | 20           |
| Limerick County           | 71                              | 1                     | 1,554               | 1,624         | 2                       | -                     | 46                  | 48           |
| Tipperary, N.R.           | 969                             | 183                   | 337                 | 1,123         | 156                     | 139                   | 20                  | 37           |
| Tipperary, S.R.           | 1,495                           | 126                   | 106                 | 1,475         | 18                      | -                     | 15                  | 33           |
| Waterford County Borough  | 1,596                           | 895                   | 16                  | 717           | 21                      | 6                     | 7                   | 22           |
| Waterford County          | 231                             | 8                     | 608                 | 831           | 5                       | -                     | 21                  | 26           |
| Galway                    | 3,618                           | 861                   | 76                  | 2,833         | 11                      | 4                     | 33                  | 40           |
| Leitrim                   | 220                             | 10                    | 250                 | 460           | 2                       | 1                     | 4                   | 5            |
| Mayo                      | 1,462                           | 17                    | 463                 | 1,908         | 2                       | -                     | 24                  | 26           |
| Roscommon                 | 479                             | 39                    | 398                 | 838           | 5                       | -                     | 14                  | 19           |
| Sligo                     | 958                             | 100                   | 69                  | 927           | 9                       | -                     | 21                  | 30           |
| Cavan                     | 684                             | 36                    | 320                 | 968           | 10                      | -                     | 19                  | 29           |
| Donegal                   | 1,973                           | 26                    | 48                  | 1,995         | 28                      | -                     | 20                  | 48           |
| Monaghan                  | 582                             | 61                    | 376                 | 897           | 6                       | -                     | 18                  | 24           |

## 1967, AND THE NUMBERS RELATING TO THE RESIDENT POPULATION OF EACH AREA, WITH AND DEATHS OF INFANTS UNDER ONE YEAR OF AGE.

| Deaths                        |                                  |                                |               | Deaths of infants<br>(under one year) |                                  |                                |               | Natural<br>increase<br>(excess<br>of births<br>over<br>deaths) | Area                      |
|-------------------------------|----------------------------------|--------------------------------|---------------|---------------------------------------|----------------------------------|--------------------------------|---------------|--|---------------------------|
| Total<br>number<br>registered | Trans-<br>ferred<br>from<br>area | Trans-<br>ferred<br>to<br>area | Net<br>number | Total<br>number<br>registered         | Trans-<br>ferred<br>from<br>area | Trans-<br>ferred<br>to<br>area | Net<br>number |  |                           |
| 31,400                        | -                                | -                              | 31,400        | 1,498                                 | -                                | -                              | 1,498         | 29,907   | Total                     |
| 305                           | 25                               | 67                             | 347           | 4                                     | -                                | 13                             | 17            | 421  | Carlow                    |
| 6,872                         | 1,709                            | 240                            | 5,403         | 706                                   | 328                              | -                              | 378           | 6,962  | Dublin County Borough     |
| 628                           | 190                              | 192                            | 630           | 19                                    | 11                               | 28                             | 36            | 501  | Dun Laoghaire Borough     |
| 728                           | 275                              | 680                            | 1,133         | 10                                    | 1                                | 107                            | 116           | 4,038  | Dublin County (remainder) |
| 482                           | 18                               | 153                            | 617           | 10                                    | -                                | 26                             | 36            | 983  | Kildare                   |
| 667                           | 34                               | 64                             | 697           | 18                                    | 3                                | 8                              | 23            | 451  | Kilkenny                  |
| 479                           | 19                               | 53                             | 513           | 10                                    | -                                | 10                             | 20            | 387  | Laois                     |
| 311                           | 5                                | 54                             | 360           | 2                                     | -                                | 6                              | 8             | 226  | Longford                  |
| 746                           | 80                               | 36                             | 702           | 71                                    | 32                               | 7                              | 46            | 998  | Louth                     |
| 577                           | 17                               | 145                            | 705           | 2                                     | -                                | 36                             | 38            | 788  | Meath                     |
| 491                           | 9                                | 64                             | 546           | 23                                    | 1                                | 8                              | 30            | 636  | Offaly                    |
| 610                           | 65                               | 58                             | 603           | 12                                    | 1                                | 14                             | 25            | 634  | Westmeath                 |
| 893                           | 14                               | 88                             | 967           | 17                                    | 1                                | 19                             | 35            | 865  | Wexford                   |
| 463                           | 17                               | 215                            | 661           | 1                                     | -                                | 32                             | 33            | 670  | Wicklow                   |
| 844                           | 13                               | 89                             | 920           | 30                                    | -                                | 18                             | 48            | 424  | Clare                     |
| 1,927                         | 675                              | 64                             | 1,316         | 139                                   | 68                               | 3                              | 74            | 1,687  | Cork County Borough       |
| 2,112                         | 77                               | 660                            | 2,695         | 21                                    | 1                                | 63                             | 83            | 1,756  | Cork County               |
| 1,382                         | 5                                | 81                             | 1,458         | 26                                    | -                                | 17                             | 43            | 520  | Kerry                     |
| 649                           | 263                              | 115                            | 501           | 101                                   | 61                               | 16                             | 56            | 990  | Limerick County Borough   |
| 835                           | 131                              | 228                            | 932           | 33                                    | 21                               | 40                             | 52            | 692  | Limerick County           |
| 559                           | 21                               | 72                             | 610           | 24                                    | 9                                | 17                             | 32            | 513  | Tipperary, N.R.           |
| 771                           | 42                               | 56                             | 785           | 26                                    | 3                                | 14                             | 37            | 690  | Tipperary, S.R.           |
| 588                           | 235                              | 14                             | 367           | 20                                    | 10                               | 2                              | 12            | 350  | Waterford County Borough  |
| 305                           | 7                                | 210                            | 508           | 3                                     | -                                | 5                              | 8             | 323  | Waterford County          |
| 1,882                         | 198                              | 44                             | 1,728         | 61                                    | 14                               | 4                              | 51            | 1,105  | Galway                    |
| 373                           | 2                                | 72                             | 443           | 9                                     | -                                | 8                              | 17            | 17   | Leitrim                   |
| 1,338                         | 16                               | 140                            | 1,462         | 22                                    | 1                                | 12                             | 33            | 446  | Mayo                      |
| 639                           | 8                                | 100                            | 731           | 6                                     | -                                | 6                              | 12            | 107  | Roscommon                 |
| 650                           | 37                               | 43                             | 656           | 17                                    | 3                                | 6                              | 20            | 271  | Sligo                     |
| 603                           | 11                               | 66                             | 658           | 13                                    | 1                                | 4                              | 16            | 310  | Cavan                     |
| 1,189                         | 8                                | 40                             | 1,221         | 35                                    | 1                                | 5                              | 39            | 774  | Donegal                   |
| 502                           | 21                               | 44                             | 525           | 7                                     | -                                | 17                             | 24            | 372  | Monaghan                  |



TABLE 11 - MARRIAGES REGISTERED IN AND BIRTHS AND DEATHS ASSIGNED TO EACH COUNTY AND COUNTY BOROUGH DURING 1967 SHOWING SEPARATELY ILLEGITIMATE BIRTHS AND DEATHS FROM SOME PRINCIPAL CAUSES.

| Area                    | Marriages     | BIRTHS                         |               |               |              |            |              | DEATHS        |               |               |                |                   |                             |
|-------------------------|---------------|--------------------------------|---------------|---------------|--------------|------------|--------------|---------------|---------------|---------------|----------------|-------------------|-----------------------------|
|                         |               | Total (including illegitimate) |               |               | Illegitimate |            |              | Total         |               |               | Under one year | Tuber-<br>culosis | Malignant<br>neo-<br>plasms |
|                         |               | Males                          | Females       | Total         | Males        | Females    | Total        | Males         | Females       | Total         | Total          | Total             | Total                       |
| <b>TOTAL</b>            | <b>17,788</b> | <b>31,642</b>                  | <b>29,665</b> | <b>61,307</b> | <b>779</b>   | <b>761</b> | <b>1,540</b> | <b>17,035</b> | <b>14,365</b> | <b>31,400</b> | <b>1,498</b>   | <b>251</b>        | <b>5,096</b>                |
| Carlow                  | 169           | 396                            | 372           | 768           | 4            | 11         | 15           | 186           | 161           | 347           | 17             | 5                 | 64                          |
| Dublin Co. Borough      | 5,075         | 6,447                          | 5,918         | 12,365        | 178          | 175        | 353          | 2,715         | 2,688         | 5,403         | 378            | 66                | 1,021                       |
| Dun Laoghaire Borough   | 424           | 553                            | 578           | 1,131         | 15           | 10         | 25           | 296           | 334           | 630           | 36             | 3                 | 127                         |
| Dublin Co. (remainder)  | 821           | 2,654                          | 2,517         | 5,171         | 58           | 68         | 126          | 606           | 527           | 1,133         | 116            | 4                 | 211                         |
| Kildare                 | 387           | 815                            | 785           | 1,600         | 28           | 30         | 58           | 348           | 269           | 617           | 36             | 6                 | 102                         |
| Kilkenny                | 346           | 584                            | 564           | 1,148         | 11           | 11         | 22           | 400           | 297           | 697           | 23             | 4                 | 94                          |
| Laois                   | 201           | 487                            | 413           | 900           | 12           | 7          | 19           | 295           | 218           | 513           | 20             | 2                 | 72                          |
| Longford                | 142           | 313                            | 273           | 586           | 9            | 7          | 16           | 206           | 154           | 360           | 8              | 4                 | 47                          |
| Louth                   | 543           | 862                            | 838           | 1,700         | 10           | 9          | 19           | 374           | 328           | 702           | 46             | 11                | 126                         |
| Meath                   | 368           | 750                            | 743           | 1,493         | 41           | 40         | 81           | 397           | 308           | 705           | 38             | -                 | 106                         |
| Offaly                  | 256           | 643                            | 539           | 1,182         | 13           | 14         | 27           | 323           | 223           | 546           | 30             | 7                 | 78                          |
| Westmeath               | 316           | 650                            | 587           | 1,237         | 11           | 23         | 34           | 330           | 273           | 603           | 25             | 2                 | 101                         |
| Wexford                 | 477           | 956                            | 876           | 1,832         | 24           | 27         | 51           | 518           | 449           | 967           | 35             | 13                | 169                         |
| Wicklow                 | 431           | 679                            | 652           | 1,331         | 24           | 25         | 49           | 356           | 305           | 661           | 33             | 6                 | 119                         |
| <b>LEINSTER</b>         | <b>9,956</b>  | <b>16,789</b>                  | <b>15,655</b> | <b>32,444</b> | <b>438</b>   | <b>457</b> | <b>895</b>   | <b>7,350</b>  | <b>6,534</b>  | <b>13,884</b> | <b>841</b>     | <b>133</b>        | <b>2,437</b>                |
| Clare                   | 359           | 691                            | 653           | 1,344         | 10           | 13         | 23           | 531           | 389           | 920           | 48             | 7                 | 115                         |
| Cork Co. Borough        | 983           | 1,596                          | 1,407         | 3,003         | 36           | 31         | 67           | 650           | 666           | 1,316         | 74             | 12                | 229                         |
| Cork County             | 1,112         | 2,250                          | 2,201         | 4,451         | 61           | 44         | 105          | 1,443         | 1,252         | 2,695         | 83             | 15                | 434                         |
| Kerry                   | 509           | 1,014                          | 964           | 1,978         | 23           | 20         | 43           | 837           | 621           | 1,458         | 43             | 6                 | 189                         |
| Limerick Co. Borough    | 608           | 768                            | 723           | 1,491         | 9            | 11         | 20           | 233           | 268           | 501           | 56             | 6                 | 91                          |
| Limerick County         | 376           | 837                            | 787           | 1,624         | 27           | 21         | 48           | 524           | 408           | 932           | 52             | 11                | 148                         |
| Tipperary, N.R.         | 279           | 578                            | 545           | 1,123         | 16           | 21         | 37           | 357           | 253           | 610           | 32             | -                 | 78                          |
| Tipperary, S.R.         | 340           | 753                            | 722           | 1,475         | 16           | 17         | 33           | 452           | 333           | 785           | 37             | 6                 | 130                         |
| Waterford Co. Borough   | 243           | 381                            | 336           | 717           | 14           | 8          | 22           | 192           | 175           | 367           | 12             | 18                | 50                          |
| Waterford County        | 195           | 434                            | 397           | 831           | 15           | 11         | 26           | 282           | 226           | 508           | 8              | 6                 | 89                          |
| <b>MUNSTER</b>          | <b>5,004</b>  | <b>9,302</b>                   | <b>8,735</b>  | <b>18,037</b> | <b>227</b>   | <b>197</b> | <b>424</b>   | <b>5,501</b>  | <b>4,591</b>  | <b>10,092</b> | <b>445</b>     | <b>87</b>         | <b>1,553</b>                |
| Galway                  | 697           | 1,492                          | 1,341         | 2,833         | 20           | 20         | 40           | 962           | 766           | 1,728         | 51             | 8                 | 268                         |
| Leitrim                 | 97            | 259                            | 201           | 460           | 4            | 1          | 5            | 271           | 172           | 443           | 17             | 1                 | 56                          |
| Mayo                    | 464           | 962                            | 946           | 1,908         | 15           | 11         | 26           | 803           | 659           | 1,462         | 33             | 5                 | 211                         |
| Roscommon               | 241           | 434                            | 404           | 838           | 7            | 12         | 19           | 411           | 320           | 731           | 12             | 4                 | 108                         |
| Sligo                   | 218           | 475                            | 452           | 927           | 18           | 12         | 30           | 365           | 291           | 656           | 20             | 2                 | 117                         |
| <b>CONNACHT</b>         | <b>1,717</b>  | <b>3,622</b>                   | <b>3,344</b>  | <b>6,966</b>  | <b>64</b>    | <b>56</b>  | <b>120</b>   | <b>2,812</b>  | <b>2,208</b>  | <b>5,020</b>  | <b>133</b>     | <b>20</b>         | <b>760</b>                  |
| Cavan                   | 229           | 463                            | 505           | 968           | 19           | 10         | 29           | 395           | 263           | 658           | 16             | 2                 | 91                          |
| Donegal                 | 638           | 1,011                          | 984           | 1,995         | 21           | 27         | 48           | 685           | 536           | 1,221         | 39             | 9                 | 173                         |
| Monaghan                | 244           | 455                            | 442           | 897           | 10           | 14         | 24           | 292           | 233           | 525           | 24             | -                 | 82                          |
| <b>ULSTER (part of)</b> | <b>1,111</b>  | <b>1,929</b>                   | <b>1,931</b>  | <b>3,860</b>  | <b>50</b>    | <b>51</b>  | <b>101</b>   | <b>1,372</b>  | <b>1,032</b>  | <b>2,404</b>  | <b>79</b>      | <b>11</b>         | <b>346</b>                  |

TABLE 12 - MARRIAGE, BIRTH AND DEATH RATES AND THE PROPORTIONS OF ILLEGITIMATE BIRTHS IN EACH COUNTY AND COUNTY BOROUGH AND THE DEATH RATES FOR SOME OF THE PRINCIPAL DISEASES IN 1967.

| Area                      | Marriages per 1,000 population | Births                            |                                | Death rate per 1,000 population |              |                     | Deaths under one year per 1,000 births |
|---------------------------|--------------------------------|-----------------------------------|--------------------------------|---------------------------------|--------------|---------------------|--|
|                           |                                | Total births per 1,000 population | Illegitimate % of total births | All causes                      | Tuberculosis | Malignant neoplasms |  |
| <b>TOTAL</b>              | <b>6.14</b>                    | <b>21.15</b>                      | <b>2.51</b>                    | <b>10.83</b>                    | <b>0.09</b>  | <b>1.76</b>         | <b>24.43</b>                           |
| Carlow                    | 5.02                           | 22.80                             | 1.95                           | 10.30                           | 0.15         | 1.90                | 22.14                                  |
| Dublin County Borough     | 8.84                           | 21.53                             | 2.85                           | 9.41                            | 0.11         | 1.78                | 30.57                                  |
| Dun Laoghaire Borough     | 8.06                           | 21.51                             | 2.21                           | 11.98                           | 0.06         | 2.42                | 31.83                                  |
| Dublin County (remainder) | 4.48                           | 28.23                             | 2.44                           | 6.18                            | 0.02         | 1.15                | 22.43                                  |
| Kildare                   | 5.78                           | 23.90                             | 3.63                           | 9.22                            | 0.09         | 1.52                | 22.50                                  |
| Kilkenny                  | 5.74                           | 19.06                             | 1.92                           | 11.57                           | 0.07         | 1.56                | 20.03                                  |
| Laois                     | 4.52                           | 20.25                             | 2.11                           | 11.54                           | 0.04         | 1.62                | 22.22                                  |
| Longford                  | 4.95                           | 20.42                             | 2.73                           | 12.55                           | 0.14         | 1.64                | 13.65                                  |
| Louth                     | 7.76                           | 24.29                             | 1.12                           | 10.03                           | 0.16         | 1.80                | 27.06                                  |
| Meath                     | 5.43                           | 22.03                             | 5.43                           | 10.40                           | -            | 1.56                | 25.45                                  |
| Offaly                    | 4.94                           | 22.81                             | 2.28                           | 10.54                           | 0.14         | 1.51                | 25.38                                  |
| Westmeath                 | 5.96                           | 23.35                             | 2.75                           | 11.38                           | 0.04         | 1.91                | 20.21                                  |
| Wexford                   | 5.70                           | 21.90                             | 2.78                           | 11.56                           | 0.16         | 2.02                | 19.10                                  |
| Wicklow                   | 7.08                           | 21.87                             | 3.68                           | 10.86                           | 0.10         | 1.96                | 24.79                                  |
| <b>LEINSTER</b>           | <b>6.96</b>                    | <b>22.67</b>                      | <b>2.76</b>                    | <b>9.70</b>                     | <b>0.09</b>  | <b>1.70</b>         | <b>25.92</b>                           |
| Clare                     | 4.88                           | 18.26                             | 1.71                           | 12.50                           | 0.10         | 1.56                | 35.71                                  |
| Cork County Borough       | 7.90                           | 24.13                             | 2.23                           | 10.57                           | 0.10         | 1.84                | 24.64                                  |
| Cork County               | 5.12                           | 20.50                             | 2.36                           | 12.41                           | 0.07         | 2.00                | 18.65                                  |
| Kerry                     | 4.55                           | 17.67                             | 2.17                           | 13.02                           | 0.05         | 1.69                | 21.74                                  |
| Limerick County Borough   | 10.65                          | 26.11                             | 1.34                           | 8.77                            | 0.11         | 1.59                | 37.56                                  |
| Limerick County           | 4.63                           | 19.98                             | 2.96                           | 11.47                           | 0.14         | 1.82                | 32.02                                  |
| Tipperary, N.R.           | 5.18                           | 20.85                             | 3.29                           | 11.32                           | -            | 1.44                | 28.50                                  |
| Tipperary, S.R.           | 4.95                           | 21.46                             | 2.24                           | 11.42                           | 0.09         | 1.89                | 25.08                                  |
| Waterford County Borough  | 8.06                           | 23.79                             | 3.07                           | 12.17                           | 0.60         | 1.66                | 16.74                                  |
| Waterford County          | 4.51                           | 19.21                             | 3.13                           | 11.74                           | 0.14         | 2.06                | 9.63                                   |
| <b>MUNSTER</b>            | <b>5.81</b>                    | <b>20.93</b>                      | <b>2.35</b>                    | <b>11.71</b>                    | <b>0.10</b>  | <b>1.80</b>         | <b>24.67</b>                           |
| Galway                    | 4.71                           | 19.13                             | 1.41                           | 11.67                           | 0.05         | 1.81                | 18.00                                  |
| Leitrim                   | 3.23                           | 15.33                             | 1.09                           | 14.76                           | 0.03         | 1.87                | 36.96                                  |
| Mayo                      | 4.07                           | 16.72                             | 1.36                           | 12.81                           | 0.04         | 1.85                | 17.30                                  |
| Roscommon                 | 4.33                           | 15.04                             | 2.27                           | 13.12                           | 0.07         | 1.94                | 14.32                                  |
| Sligo                     | 4.29                           | 18.23                             | 3.24                           | 12.90                           | 0.04         | 2.30                | 21.57                                  |
| <b>CONNACHT</b>           | <b>4.31</b>                    | <b>17.47</b>                      | <b>1.72</b>                    | <b>12.59</b>                    | <b>0.05</b>  | <b>1.91</b>         | <b>19.09</b>                           |
| Cavan                     | 4.28                           | 18.07                             | 3.00                           | 12.28                           | 0.04         | 1.70                | 16.53                                  |
| Donegal                   | 5.93                           | 18.53                             | 2.41                           | 11.34                           | 0.08         | 1.61                | 19.55                                  |
| Monaghan                  | 5.36                           | 19.70                             | 2.68                           | 11.53                           | -            | 1.80                | 26.76                                  |
| <b>ULSTER (part of)</b>   | <b>5.37</b>                    | <b>18.67</b>                      | <b>2.62</b>                    | <b>11.63</b>                    | <b>0.05</b>  | <b>1.67</b>         | <b>20.47</b>                           |

TABLE 13 - DEATHS REGISTERED IN 1967 CLASSIFIED BY CONJUGAL CONDITION AND SEX IN CERTAIN AGE GROUPS.

| Ages           | Males  |        |         |         | Females |        |         |         |
|----------------|--------|--------|---------|---------|---------|--------|---------|---------|
|                | Total  | Single | Married | Widowed | Total   | Single | Married | Widowed |
| All ages ...   | 17,035 | 6,132  | 7,651   | 3,252   | 14,365  | 4,468  | 3,419   | 6,478   |
| Under 15 years | 1,116  | 1,116  | -       | -       | 803     | 803    | -       | -       |
| 15-19          | 91     | 91     | -       | -       | 37      | 36     | 1       | -       |
| 20-24          | 109    | 102    | 7       | -       | 42      | 33     | 9       | -       |
| 25-29          | 97     | 68     | 29      | -       | 44      | 24     | 20      | -       |
| 30-34          | 87     | 39     | 46      | 2       | 78      | 22     | 54      | 2       |
| 35-39          | 127    | 71     | 56      | -       | 93      | 23     | 64      | 6       |
| 40-44          | 225    | 102    | 121     | 2       | 191     | 61     | 125     | 5       |
| 45-49          | 412    | 175    | 231     | 6       | 329     | 89     | 221     | 19      |
| 50-54          | 765    | 281    | 460     | 24      | 509     | 161    | 292     | 56      |
| 55-59          | 1,137  | 344    | 743     | 50      | 650     | 179    | 355     | 116     |
| 60-64          | 1,515  | 464    | 923     | 128     | 959     | 258    | 457     | 244     |
| 65-69          | 2,172  | 668    | 1,262   | 242     | 1,381   | 371    | 521     | 489     |
| 70-74          | 2,520  | 763    | 1,301   | 456     | 2,040   | 617    | 499     | 924     |
| 75-79          | 2,475  | 737    | 1,116   | 622     | 2,254   | 603    | 391     | 1,260   |
| 80-84          | 2,176  | 659    | 777     | 740     | 2,277   | 570    | 265     | 1,442   |
| 85 and over    | 2,011  | 452    | 579     | 980     | 2,678   | 618    | 145     | 1,915   |

TABLE 14 - BIRTHS AND DEATHS ASSIGNED TO EACH URBAN DISTRICT IN 1967 CLASSIFIED BY SEX.

| Urban Districts     | Births       |              |              | Deaths     |            |              |
|---------------------|--------------|--------------|--------------|------------|------------|--------------|
|                     | Males        | Females      | Total        | Males      | Females    | Total        |
| <b>Total</b>        | <b>2,014</b> | <b>2,044</b> | <b>4,058</b> | <b>915</b> | <b>808</b> | <b>1,723</b> |
| Carlow ...          | 101          | 83           | 184          | 34         | 35         | 69           |
| Athy ...            | 47           | 67           | 114          | 15         | 15         | 30           |
| Naas ...            | 44           | 53           | 97           | 16         | 16         | 32           |
| Longford ...        | 58           | 43           | 101          | 17         | 22         | 39           |
| Ceanannus Mor ...   | 38           | 22           | 60           | 13         | 5          | 18           |
| An Uaimh ...        | 57           | 55           | 112          | 24         | 21         | 45           |
| Trim ...            | 13           | 14           | 27           | 6          | 4          | 10           |
| Birr ...            | 42           | 46           | 88           | 11         | 15         | 26           |
| Tullamore ...       | 79           | 72           | 151          | 27         | 27         | 54           |
| Athlone ...         | 136          | 105          | 241          | 42         | 39         | 81           |
| Enniscorthy ...     | 71           | 68           | 139          | 30         | 22         | 52           |
| New Ross ...        | 47           | 34           | 81           | 31         | 17         | 48           |
| Arklow ...          | 85           | 82           | 167          | 19         | 20         | 39           |
| Wicklow ...         | 32           | 34           | 66           | 21         | 22         | 43           |
| Ennis ...           | 72           | 97           | 169          | 29         | 32         | 61           |
| Kilrush ...         | 17           | 21           | 38           | 22         | 19         | 41           |
| Clonakilty ...      | 17           | 14           | 31           | 10         | 14         | 24           |
| Cobh ...            | 71           | 79           | 150          | 31         | 29         | 60           |
| Fermoy ...          | 35           | 52           | 87           | 24         | 18         | 42           |
| Kinsale ...         | 8            | 14           | 22           | 12         | 14         | 26           |
| Macroom ...         | 24           | 18           | 42           | 9          | 7          | 16           |
| Mallow ...          | 67           | 66           | 133          | 39         | 20         | 59           |
| Midleton ...        | 27           | 33           | 60           | 14         | 16         | 30           |
| Skibbereen ...      | 21           | 21           | 42           | 20         | 14         | 34           |
| Youghal ...         | 59           | 52           | 111          | 29         | 27         | 56           |
| Killarney ...       | 46           | 55           | 101          | 25         | 29         | 54           |
| Listowel ...        | 16           | 21           | 37           | 11         | 13         | 24           |
| Nenagh ...          | 52           | 44           | 96           | 18         | 13         | 31           |
| Templemore ...      | 23           | 31           | 54           | 8          | 9          | 17           |
| Thurles ...         | 52           | 61           | 113          | 28         | 29         | 57           |
| Carrick-on-Suir ... | 41           | 43           | 84           | 25         | 20         | 45           |
| Cashel ...          | 27           | 45           | 72           | 17         | 12         | 29           |
| Tipperary ...       | 46           | 45           | 91           | 29         | 24         | 53           |
| Dungarvan ...       | 54           | 51           | 105          | 25         | 22         | 47           |
| Ballinasloe ...     | 27           | 21           | 48           | 14         | 7          | 21           |
| Ballina ...         | 63           | 61           | 124          | 28         | 29         | 57           |
| Castlebar ...       | 40           | 52           | 92           | 20         | 19         | 39           |
| Westport ...        | 31           | 29           | 60           | 15         | 13         | 28           |
| Cavan ...           | 35           | 35           | 70           | 30         | 10         | 40           |
| Buncrana ...        | 24           | 24           | 48           | 16         | 7          | 23           |
| Bundoran ...        | 30           | 24           | 54           | 7          | 11         | 18           |
| Letterkenny ...     | 43           | 49           | 92           | 15         | 7          | 22           |
| Carrickmacross ...  | 24           | 6            | 30           | 6          | 7          | 13           |
| Castleblayney ...   | 15           | 33           | 48           | 5          | 7          | 12           |
| Clones ...          | 20           | 22           | 42           | 13         | 9          | 22           |
| Monaghan ...        | 37           | 47           | 84           | 15         | 21         | 36           |

TABLE 15 - BIRTHS AND DEATHS CLASSIFIED BY SEX, REGISTERED IN 1967, ASSIGNED TO THE PRINCIPAL TOWNS AND AGGREGATE URBAN AND RURAL DISTRICTS, SHOWING SEPARATELY ILLEGITIMATE BIRTHS, AND THE DEATHS FROM TUBERCULOSIS AND MALIGNANT NEOPLASMS.

| Area  | BIRTHS                         |               |               |              |            |              | DEATHS        |               |               |                   |                        |
|---|--------------------------------|---------------|---------------|--------------|------------|--------------|---------------|---------------|---------------|-------------------|------------------------|
|   | Total (including illegitimate) |               |               | Illegitimate |            |              | Total         |               |               | Tuber-<br>culosis | Malignant<br>neoplasms |
|   | Males                          | Females       | Total         | Males        | Females    | Total        | Males         | Females       | Total         | Total             | Total                  |
| <b>TOTAL</b>                                | <b>31,642</b>                  | <b>29,665</b> | <b>61,307</b> | <b>779</b>   | <b>761</b> | <b>1,540</b> | <b>17,035</b> | <b>14,365</b> | <b>31,400</b> | <b>251</b>        | <b>5,096</b>           |
| Dublin County Borough                       | 6,447                          | 5,918         | 12,365        | 178          | 175        | 353          | 2,715         | 2,688         | 5,403         | 66                | 1,021                  |
| Cork County Borough                         | 1,596                          | 1,407         | 3,003         | 36           | 31         | 67           | 650           | 666           | 1,316         | 12                | 229                    |
| Limerick County Borough                     | 768                            | 723           | 1,491         | 9            | 11         | 20           | 233           | 268           | 501           | 6                 | 91                     |
| Waterford County Borough                    | 381                            | 336           | 717           | 14           | 8          | 22           | 192           | 175           | 367           | 18                | 50                     |
| Dun Laoghaire Borough                       | 553                            | 578           | 1,131         | 15           | 10         | 25           | 296           | 334           | 630           | 3                 | 127                    |
| <b>Municipal Boroughs:</b>                  |                                |               |               |              |            |              |               |               |               |                   |                        |
| Galway                                      | 281                            | 249           | 530           | 2            | 2          | 4            | 113           | 109           | 222           | 1                 | 34                     |
| Drogheda                                    | 232                            | 236           | 468           | 3            | 2          | 5            | 89            | 78            | 167           | 3                 | 31                     |
| Sligo                                       | 156                            | 147           | 303           | 4            | 1          | 5            | 70            | 77            | 147           | -                 | 27                     |
| Wexford                                     | 172                            | 137           | 309           | 4            | 4          | 8            | 61            | 61            | 122           | 3                 | 19                     |
| Clonmel                                     | 152                            | 126           | 278           | 1            | -          | 1            | 50            | 50            | 100           | -                 | 22                     |
| Kilkenny                                    | 111                            | 119           | 230           | -            | 2          | 2            | 61            | 37            | 98            | -                 | 14                     |
| <b>Urban Districts:</b>                     |                                |               |               |              |            |              |               |               |               |                   |                        |
| Dundalk                                     | 212                            | 227           | 439           | 3            | 1          | 4            | 104           | 84            | 188           | 2                 | 36                     |
| Bray  | 183                            | 150           | 333           | 4            | 5          | 9            | 74            | 64            | 138           | 3                 | 28                     |
| Tralee                                      | 116                            | 129           | 245           | -            | 2          | 2            | 65            | 59            | 124           | 2                 | 23                     |
| <b>Total above Principal Towns</b>          | <b>11,360</b>                  | <b>10,482</b> | <b>21,842</b> | <b>273</b>   | <b>254</b> | <b>527</b>   | <b>4,773</b>  | <b>4,750</b>  | <b>9,523</b>  | <b>119</b>        | <b>1,752</b>           |
| <b>Total other Urban Districts</b>          | <b>2,014</b>                   | <b>2,044</b>  | <b>4,058</b>  | <b>23</b>    | <b>25</b>  | <b>48</b>    | <b>915</b>    | <b>808</b>    | <b>1,723</b>  | <b>18</b>         | <b>300</b>             |
| <b>All Boroughs and Urban Districts:</b>    |                                |               |               |              |            |              |               |               |               |                   |                        |
| Leinster                                    | 8,760                          | 8,143         | 16,903        | 218          | 207        | 425          | 3,706         | 3,626         | 7,332         | 91                | 1,369                  |
| Munster                                     | 3,788                          | 3,584         | 7,372         | 70           | 65         | 135          | 1,615         | 1,599         | 3,214         | 43                | 569                    |
| Connacht                                    | 598                            | 559           | 1,157         | 6            | 4          | 10           | 260           | 254           | 514           | 1                 | 81                     |
| Ulster (part of)                            | 228                            | 240           | 468           | 2            | 3          | 5            | 107           | 79            | 186           | 2                 | 33                     |
| <b>Total - Boroughs and Urban Districts</b> | <b>13,374</b>                  | <b>12,526</b> | <b>25,900</b> | <b>296</b>   | <b>279</b> | <b>575</b>   | <b>5,688</b>  | <b>5,558</b>  | <b>11,246</b> | <b>137</b>        | <b>2,052</b>           |
| <b>All Rural Districts:</b>                 |                                |               |               |              |            |              |               |               |               |                   |                        |
| Leinster                                    | 8,029                          | 7,512         | 15,541        | 220          | 250        | 470          | 3,644         | 2,908         | 6,552         | 42                | 1,068                  |
| Munster                                     | 5,514                          | 5,151         | 10,665        | 157          | 132        | 289          | 3,886         | 2,992         | 6,878         | 44                | 984                    |
| Connacht                                    | 3,024                          | 2,785         | 5,809         | 58           | 52         | 110          | 2,552         | 1,954         | 4,506         | 19                | 679                    |
| Ulster (part of)                            | 1,701                          | 1,691         | 3,392         | 48           | 48         | 96           | 1,265         | 953           | 2,218         | 9                 | 313                    |
| <b>Total - Rural Districts</b>              | <b>18,268</b>                  | <b>17,139</b> | <b>35,407</b> | <b>483</b>   | <b>482</b> | <b>965</b>   | <b>11,347</b> | <b>8,807</b>  | <b>20,154</b> | <b>114</b>        | <b>3,044</b>           |

TABLE 16 - BIRTH AND DEATH RATES IN 1967 IN THE PRINCIPAL TOWNS AND IN AGGREGATE URBAN AND AGGREGATE RURAL DISTRICTS, THE PROPORTIONS OF ILLEGITIMATE BIRTHS AND THE DEATH RATES FROM TUBERCULOSIS AND MALIGNANT NEOPLASMS.

| Area                                 | Births                            |                                | Death rate per 1,000 population |              |                     |
|--------------------------------------|-----------------------------------|--------------------------------|---------------------------------|--------------|---------------------|
|                                      | Total births per 1,000 population | Illegitimate % of total births | All causes                      | Tuberculosis | Malignant neoplasms |
| <b>TOTAL</b>                         | <b>21.15</b>                      | <b>2.51</b>                    | <b>10.89</b>                    | <b>0.09</b>  | <b>1.76</b>         |
| Dublin County Borough                | 21.53                             | 2.85                           | 9.41                            | 0.11         | 1.78                |
| Cork County Borough                  | 24.13                             | 2.23                           | 10.57                           | 0.06         | 1.84                |
| Limerick County Borough              | 26.11                             | 1.34                           | 8.77                            | 0.11         | 1.59                |
| Waterford County Borough             | 23.79                             | 3.07                           | 12.17                           | 0.60         | 1.66                |
| Dun Laoghaire Borough                | 21.51                             | 2.21                           | 11.98                           | 0.06         | 2.42                |
| Municipal Boroughs:                  |                                   |                                |                                 |              |                     |
| Galway                               | 21.55                             | 0.75                           | 9.03                            | 0.04         | 1.38                |
| Drogheda                             | 26.13                             | 1.07                           | 9.33                            | 0.17         | 1.73                |
| Sligo                                | 22.57                             | 1.65                           | 10.95                           | -            | 2.01                |
| Wexford                              | 26.77                             | 2.59                           | 10.57                           | 0.26         | 1.65                |
| Clonmel                              | 25.20                             | 0.36                           | 9.07                            | -            | 1.99                |
| Kilkenny                             | 22.88                             | 0.87                           | 9.75                            | -            | 1.39                |
| Urban Districts:                     |                                   |                                |                                 |              |                     |
| Dundalk                              | 21.95                             | 0.91                           | 9.40                            | 0.10         | 1.80                |
| Bray                                 | 26.22                             | 2.70                           | 10.87                           | 0.24         | 2.20                |
| Tralee                               | 21.85                             | 0.82                           | 11.06                           | 0.18         | 2.05                |
| Total above Principal Towns          | 22.73                             | 2.41                           | 9.91                            | 0.12         | 1.82                |
| All other Urban Districts            | 21.41                             | 1.18                           | 9.09                            | 0.09         | 1.58                |
| All Boroughs and Urban Districts:    |                                   |                                |                                 |              |                     |
| Leinster                             | 22.24                             | 2.51                           | 9.65                            | 0.12         | 1.80                |
| Munster                              | 23.80                             | 1.83                           | 10.38                           | 0.14         | 1.84                |
| Connacht                             | 19.78                             | 0.86                           | 8.79                            | 0.02         | 1.38                |
| Ulster (part of)                     | 21.09                             | 1.07                           | 8.38                            | 0.09         | 1.49                |
| Total - Boroughs and Urban Districts | 22.51                             | 2.22                           | 9.78                            | 0.12         | 1.78                |
| All Rural Districts:                 |                                   |                                |                                 |              |                     |
| Leinster                             | 23.75                             | 3.02                           | 10.01                           | 0.06         | 1.63                |
| Munster                              | 19.41                             | 2.71                           | 12.51                           | 0.08         | 1.79                |
| Connacht                             | 16.91                             | 1.89                           | 13.12                           | 0.06         | 1.98                |
| Ulster (part of)                     | 18.23                             | 2.83                           | 11.92                           | 0.05         | 1.68                |
| Total - Rural Districts              | 20.42                             | 2.73                           | 11.63                           | 0.07         | 1.76                |

TABLE 17 - DEATHS REGISTERED IN 1967 AT EACH YEAR OF AGE OF RESIDENTS IN THE AGGREGATE  
URBAN DISTRICTS AND IN THE AGGREGATE RURAL DISTRICTS.

| Ages         | Aggregate Urban Districts |              |              | Aggregate Rural Districts |               |              | Total         |               |               |
|--------------|---------------------------|--------------|--------------|---------------------------|---------------|--------------|---------------|---------------|---------------|
|              | Persons                   | Males        | Females      | Persons                   | Males         | Females      | Persons       | Males         | Females       |
| <b>Total</b> | <b>11,246</b>             | <b>5,688</b> | <b>5,558</b> | <b>20,154</b>             | <b>11,347</b> | <b>8,807</b> | <b>31,400</b> | <b>17,035</b> | <b>14,365</b> |
| Under 1 year | 690                       | 394          | 296          | 808                       | 466           | 342          | 1,498         | 860           | 638           |
| 1 year       | 31                        | 20           | 11           | 43                        | 24            | 19           | 74            | 44            | 30            |
| 2 years      | 22                        | 14           | 8            | 30                        | 16            | 14           | 52            | 30            | 22            |
| 3 "          | 16                        | 9            | 7            | 27                        | 18            | 9            | 43            | 27            | 16            |
| 4 "          | 16                        | 7            | 9            | 17                        | 13            | 4            | 33            | 20            | 13            |
| 1-4 "        | 85                        | 50           | 35           | 117                       | 71            | 46           | 202           | 121           | 81            |
| 5 "          | 14                        | 12           | 2            | 17                        | 10            | 7            | 31            | 22            | 9             |
| 6 "          | 9                         | 6            | 3            | 13                        | 8             | 5            | 22            | 14            | 8             |
| 7 "          | 11                        | 6            | 5            | 6                         | 3             | 3            | 17            | 9             | 8             |
| 8 "          | 8                         | 6            | 2            | 12                        | 6             | 6            | 20            | 12            | 8             |
| 9 "          | 14                        | 7            | 7            | 14                        | 7             | 7            | 28            | 14            | 14            |
| 5-9 "        | 56                        | 37           | 19           | 62                        | 34            | 28           | 118           | 71            | 47            |
| 10 "         | 13                        | 10           | 3            | 18                        | 10            | 8            | 31            | 20            | 11            |
| 11 "         | 7                         | 4            | 3            | 10                        | 6             | 4            | 17            | 10            | 7             |
| 12 "         | 8                         | 5            | 3            | 7                         | 4             | 3            | 15            | 9             | 6             |
| 13 "         | 8                         | 6            | 2            | 14                        | 7             | 7            | 22            | 13            | 9             |
| 14 "         | 9                         | 6            | 3            | 7                         | 6             | 1            | 16            | 12            | 4             |
| 10-14 "      | 45                        | 31           | 14           | 56                        | 33            | 23           | 101           | 64            | 37            |
| 15 "         | 10                        | 7            | 3            | 16                        | 9             | 7            | 26            | 16            | 10            |
| 16 "         | 9                         | 8            | 1            | 9                         | 6             | 3            | 18            | 14            | 4             |
| 17 "         | 11                        | 6            | 5            | 16                        | 11            | 5            | 27            | 17            | 10            |
| 18 "         | 8                         | 7            | 1            | 17                        | 12            | 5            | 25            | 19            | 6             |
| 19 "         | 14                        | 12           | 2            | 18                        | 13            | 5            | 32            | 25            | 7             |
| 15-19 "      | 52                        | 40           | 12           | 76                        | 51            | 25           | 128           | 91            | 37            |
| 20 "         | 14                        | 11           | 3            | 25                        | 16            | 9            | 39            | 27            | 12            |
| 21 "         | 11                        | 9            | 2            | 20                        | 15            | 5            | 31            | 24            | 7             |
| 22 "         | 8                         | 8            | -            | 19                        | 13            | 6            | 27            | 21            | 6             |
| 23 "         | 10                        | 5            | 5            | 21                        | 15            | 6            | 31            | 20            | 11            |
| 24 "         | 9                         | 6            | 3            | 14                        | 11            | 3            | 23            | 17            | 6             |
| 20-24 "      | 52                        | 39           | 13           | 99                        | 70            | 29           | 151           | 109           | 42            |
| 25 "         | 14                        | 12           | 2            | 18                        | 11            | 7            | 32            | 23            | 9             |
| 26 "         | 14                        | 9            | 5            | 18                        | 14            | 4            | 32            | 23            | 9             |
| 27 "         | 7                         | 4            | 3            | 20                        | 13            | 7            | 27            | 17            | 10            |
| 28 "         | 10                        | 5            | 5            | 12                        | 10            | 2            | 22            | 15            | 7             |
| 29 "         | 14                        | 6            | 8            | 14                        | 13            | 1            | 28            | 19            | 9             |
| 25-29 "      | 59                        | 36           | 23           | 82                        | 61            | 21           | 141           | 97            | 44            |
| 30 "         | 19                        | 9            | 10           | 15                        | 6             | 9            | 34            | 15            | 19            |
| 31 "         | 13                        | 6            | 7            | 16                        | 8             | 8            | 29            | 14            | 15            |
| 32 "         | 11                        | 3            | 8            | 19                        | 9             | 10           | 30            | 12            | 18            |
| 33 "         | 13                        | 10           | 3            | 16                        | 9             | 7            | 29            | 19            | 10            |
| 34 "         | 21                        | 15           | 6            | 22                        | 12            | 10           | 43            | 27            | 16            |
| 30-34 "      | 77                        | 43           | 34           | 88                        | 44            | 44           | 165           | 87            | 78            |

TABLE 17 (contd.) - DEATHS REGISTERED IN 1967 AT EACH YEAR OF AGE OF RESIDENTS IN THE AGGREGATE URBAN DISTRICTS AND IN THE AGGREGATE RURAL DISTRICTS.

| Ages     | Aggregate Urban Districts |       |         | Aggregate Rural Districts |       |         | Total   |       |         |
|----------|---------------------------|-------|---------|---------------------------|-------|---------|---------|-------|---------|
|          | Persons                   | Males | Females | Persons                   | Males | Females | Persons | Males | Females |
| 35 years | 13                        | 8     | 5       | 21                        | 12    | 9       | 34      | 20    | 14      |
| 36 "     | 12                        | 7     | 5       | 21                        | 14    | 7       | 33      | 21    | 12      |
| 37 "     | 12                        | 8     | 4       | 26                        | 15    | 11      | 38      | 23    | 15      |
| 38 "     | 30                        | 17    | 13      | 31                        | 16    | 15      | 61      | 33    | 28      |
| 39 "     | 19                        | 11    | 8       | 35                        | 19    | 16      | 54      | 30    | 24      |
| 35-39 "  | 86                        | 51    | 35      | 134                       | 76    | 58      | 220     | 127   | 93      |
| 40 "     | 27                        | 13    | 14      | 44                        | 25    | 19      | 71      | 38    | 33      |
| 41 "     | 26                        | 17    | 9       | 35                        | 17    | 18      | 61      | 34    | 27      |
| 42 "     | 44                        | 19    | 25      | 52                        | 24    | 28      | 96      | 43    | 53      |
| 43 "     | 30                        | 12    | 18      | 56                        | 36    | 20      | 86      | 48    | 38      |
| 44 "     | 34                        | 19    | 15      | 68                        | 43    | 25      | 102     | 62    | 40      |
| 40-44 "  | 161                       | 80    | 81      | 255                       | 145   | 110     | 416     | 225   | 191     |
| 45 "     | 60                        | 35    | 25      | 90                        | 53    | 37      | 150     | 88    | 62      |
| 46 "     | 55                        | 29    | 26      | 95                        | 48    | 47      | 150     | 77    | 73      |
| 47 "     | 67                        | 30    | 37      | 85                        | 53    | 32      | 152     | 83    | 69      |
| 48 "     | 60                        | 35    | 25      | 91                        | 47    | 44      | 151     | 82    | 69      |
| 49 "     | 56                        | 30    | 26      | 82                        | 52    | 30      | 138     | 82    | 56      |
| 45-49 "  | 298                       | 159   | 139     | 443                       | 253   | 190     | 741     | 412   | 329     |
| 50 "     | 104                       | 53    | 51      | 174                       | 108   | 66      | 278     | 161   | 117     |
| 51 "     | 72                        | 45    | 27      | 88                        | 52    | 36      | 160     | 97    | 63      |
| 52 "     | 113                       | 65    | 48      | 160                       | 101   | 59      | 273     | 166   | 107     |
| 53 "     | 99                        | 60    | 39      | 175                       | 111   | 64      | 274     | 171   | 103     |
| 54 "     | 115                       | 73    | 42      | 174                       | 97    | 77      | 289     | 170   | 119     |
| 50-54 "  | 503                       | 296   | 207     | 771                       | 469   | 302     | 1,274   | 765   | 509     |
| 55 "     | 133                       | 87    | 46      | 198                       | 124   | 74      | 331     | 211   | 120     |
| 56 "     | 164                       | 108   | 56      | 210                       | 130   | 80      | 374     | 238   | 136     |
| 57 "     | 134                       | 84    | 50      | 221                       | 135   | 86      | 355     | 219   | 136     |
| 58 "     | 172                       | 107   | 65      | 220                       | 143   | 77      | 392     | 250   | 142     |
| 59 "     | 151                       | 91    | 60      | 184                       | 128   | 56      | 335     | 219   | 116     |
| 55-59 "  | 754                       | 477   | 277     | 1,053                     | 660   | 373     | 1,787   | 1,137 | 650     |
| 60 "     | 203                       | 127   | 76      | 323                       | 215   | 108     | 526     | 342   | 184     |
| 61 "     | 169                       | 110   | 59      | 213                       | 134   | 79      | 382     | 244   | 138     |
| 62 "     | 224                       | 135   | 89      | 303                       | 193   | 110     | 527     | 328   | 199     |
| 63 "     | 223                       | 135   | 88      | 278                       | 152   | 126     | 501     | 287   | 214     |
| 64 "     | 220                       | 124   | 96      | 318                       | 190   | 128     | 538     | 314   | 224     |
| 60-64 "  | 1,039                     | 631   | 408     | 1,435                     | 884   | 551     | 2,474   | 1,515 | 959     |
| 65 "     | 269                       | 174   | 95      | 396                       | 248   | 148     | 665     | 422   | 243     |
| 66 "     | 235                       | 152   | 83      | 410                       | 246   | 164     | 645     | 398   | 247     |
| 67 "     | 296                       | 178   | 118     | 488                       | 290   | 198     | 784     | 468   | 316     |
| 68 "     | 250                       | 141   | 109     | 464                       | 298   | 166     | 714     | 439   | 275     |
| 69 "     | 281                       | 164   | 117     | 464                       | 281   | 183     | 745     | 445   | 300     |
| 65-69 "  | 1,331                     | 809   | 522     | 2,222                     | 1,363 | 859     | 3,553   | 2,172 | 1,381   |

TABLE 17 (contd.) - DEATHS REGISTERED IN 1967 AT EACH YEAR OF AGE OF RESIDENTS IN THE AGGREGATE URBAN DISTRICTS AND IN THE AGGREGATE RURAL DISTRICTS.

| Ages               | Aggregate Urban Districts |       |         | Aggregate Rural Districts |       |         | Total   |       |         |
|--------------------|---------------------------|-------|---------|---------------------------|-------|---------|---------|-------|---------|
|                    | Persons                   | Males | Females | Persons                   | Males | Females | Persons | Males | Females |
| 70 years           | 365                       | 184   | 181     | 589                       | 337   | 252     | 954     | 521   | 433     |
| 71 "               | 291                       | 161   | 130     | 451                       | 277   | 174     | 742     | 438   | 304     |
| 72 "               | 303                       | 135   | 168     | 621                       | 365   | 256     | 924     | 500   | 424     |
| 73 "               | 359                       | 177   | 182     | 581                       | 343   | 238     | 940     | 520   | 420     |
| 74 "               | 352                       | 187   | 165     | 648                       | 354   | 294     | 1,000   | 541   | 459     |
| 70-74 "            | 1,670                     | 844   | 826     | 2,890                     | 1,676 | 1,214   | 4,560   | 2,520 | 2,040   |
| 75 "               | 348                       | 161   | 187     | 635                       | 374   | 261     | 983     | 535   | 448     |
| 76 "               | 361                       | 164   | 197     | 626                       | 355   | 271     | 987     | 519   | 468     |
| 77 "               | 302                       | 130   | 172     | 613                       | 335   | 278     | 915     | 465   | 450     |
| 78 "               | 345                       | 172   | 173     | 656                       | 368   | 288     | 1,001   | 540   | 461     |
| 79 "               | 275                       | 100   | 175     | 568                       | 316   | 252     | 843     | 416   | 427     |
| 75-79 "            | 1,631                     | 727   | 904     | 3,098                     | 1,748 | 1,350   | 4,729   | 2,475 | 2,254   |
| 80 "               | 328                       | 126   | 202     | 717                       | 361   | 356     | 1,045   | 487   | 558     |
| 81 "               | 235                       | 100   | 135     | 490                       | 270   | 220     | 725     | 370   | 355     |
| 82 "               | 258                       | 105   | 153     | 640                       | 345   | 295     | 898     | 450   | 448     |
| 83 "               | 247                       | 83    | 164     | 596                       | 337   | 259     | 843     | 420   | 423     |
| 84 "               | 261                       | 89    | 172     | 681                       | 360   | 321     | 942     | 449   | 493     |
| 80-84 "            | 1,329                     | 503   | 826     | 3,124                     | 1,673 | 1,451   | 4,453   | 2,176 | 2,277   |
| 85 "               | 230                       | 92    | 138     | 555                       | 277   | 278     | 785     | 369   | 416     |
| 86 "               | 225                       | 77    | 148     | 512                       | 243   | 269     | 737     | 320   | 417     |
| 87 "               | 171                       | 57    | 114     | 486                       | 254   | 232     | 657     | 311   | 346     |
| 88 "               | 150                       | 46    | 104     | 373                       | 167   | 206     | 523     | 213   | 310     |
| 89 "               | 122                       | 39    | 83      | 304                       | 139   | 165     | 426     | 178   | 248     |
| 85-89 "            | 898                       | 311   | 587     | 2,230                     | 1,080 | 1,150   | 3,128   | 1,391 | 1,737   |
| 90 "               | 115                       | 36    | 79      | 332                       | 144   | 188     | 447     | 180   | 267     |
| 91 "               | 69                        | 26    | 43      | 189                       | 81    | 108     | 258     | 107   | 151     |
| 92 "               | 77                        | 34    | 43      | 162                       | 61    | 101     | 239     | 95    | 144     |
| 93 "               | 55                        | 16    | 39      | 119                       | 57    | 62      | 174     | 73    | 101     |
| 94 "               | 35                        | 7     | 28      | 113                       | 52    | 61      | 148     | 59    | 89      |
| 90-94 "            | 351                       | 119   | 232     | 915                       | 395   | 520     | 1,266   | 514   | 752     |
| 95 "               | 31                        | 4     | 27      | 74                        | 29    | 45      | 105     | 33    | 72      |
| 96 "               | 23                        | 4     | 19      | 63                        | 33    | 30      | 86      | 37    | 49      |
| 97 "               | 8                         | 1     | 7       | 33                        | 14    | 19      | 41      | 15    | 26      |
| 98 "               | 8                         | 1     | 7       | 21                        | 10    | 11      | 29      | 11    | 18      |
| 99 "               | 5                         | 1     | 4       | 12                        | 4     | 8       | 17      | 5     | 12      |
| 95-99 "            | 75                        | 11    | 64      | 203                       | 90    | 113     | 278     | 101   | 177     |
| 100 "              | 2                         | -     | 2       | 2                         | -     | 2       | 4       | -     | 4       |
| 101 "              | 1                         | -     | 1       | 3                         | 1     | 2       | 4       | 1     | 3       |
| 102 "              | 1                         | -     | 1       | 4                         | 1     | 3       | 5       | 1     | 4       |
| 103 "              | -                         | -     | -       | 1                         | 1     | -       | 1       | 1     | -       |
| 104 "              | -                         | -     | -       | 1                         | 1     | -       | 1       | 1     | -       |
| 106 "              | -                         | -     | -       | 1                         | -     | 1       | 1       | -     | 1       |
| 109 "              | -                         | -     | -       | 1                         | 1     | -       | 1       | 1     | -       |
| 100 years and over | 4                         | -     | 4       | 13                        | 5     | 8       | 17      | 5     | 12      |



TABLE 18. - DEATHS REGISTERED IN 1967 CLASSIFIED BY SEX AND AGE,

| Area                      |         | Age at   |              |    |    |    |    |               |     |       |       |       |       |
|---------------------------|---------|----------|--------------|----|----|----|----|---------------|-----|-------|-------|-------|-------|
|                           |         | All ages | Under 1 year | 1  | 2  | 3  | 4  | Total under 5 | 5-9 | 10-14 | 15-19 | 20-24 | 25-29 |
| Total                     | Males   | 17,035   | 860          | 44 | 30 | 27 | 20 | 981           | 71  | 64    | 91    | 109   | 97    |
|                           | Females | 14,365   | 638          | 30 | 22 | 16 | 13 | 719           | 47  | 37    | 37    | 42    | 44    |
| LEINSTER                  | Males   | 7,350    | 470          | 26 | 14 | 10 | 10 | 530           | 38  | 30    | 44    | 59    | 47    |
|                           | Females | 6,534    | 371          | 22 | 14 | 5  | 7  | 419           | 22  | 20    | 17    | 20    | 23    |
| MUNSTER                   | Males   | 5,501    | 263          | 10 | 9  | 10 | 7  | 299           | 22  | 18    | 31    | 21    | 32    |
|                           | Females | 4,591    | 182          | 6  | 4  | 3  | 5  | 200           | 16  | 9     | 10    | 12    | 17    |
| CONNACHT                  | Males   | 2,812    | 80           | 6  | 3  | 4  | 3  | 96            | 9   | 9     | 11    | 14    | 12    |
|                           | Females | 2,208    | 53           | 1  | 4  | 6  | 1  | 65            | 6   | 6     | 8     | 8     | 3     |
| ULSTER (part of)          | Males   | 1,372    | 47           | 2  | 4  | 3  | -  | 56            | 2   | 7     | 5     | 15    | 6     |
|                           | Females | 1,032    | 32           | 1  | -  | 2  | -  | 35            | 3   | 2     | 2     | 2     | 1     |
| LEINSTER                  |         |          |              |    |    |    |    |               |     |       |       |       |       |
| Carlow                    | Males   | 186      | 8            | 2  | -  | -  | 1  | 11            | 1   | 1     | 1     | 2     | -     |
|                           | Females | 161      | 9            | -  | -  | -  | -  | 9             | -   | -     | -     | 3     | 2     |
| Dublin County Borough     | Males   | 2,715    | 215          | 16 | 8  | 4  | 4  | 247           | 18  | 12    | 22    | 23    | 16    |
|                           | Females | 2,688    | 163          | 6  | 2  | 2  | 4  | 177           | 9   | 10    | 8     | 8     | 9     |
| Dun Laoghaire Borough     | Males   | 296      | 17           | -  | -  | -  | -  | 17            | 2   | -     | 2     | -     | 2     |
|                           | Females | 334      | 19           | 1  | 1  | 1  | -  | 22            | -   | -     | -     | -     | 1     |
| Dublin County (remainder) | Males   | 606      | 74           | 3  | 1  | 1  | 1  | 80            | 2   | 3     | 3     | 5     | 6     |
|                           | Females | 527      | 42           | 5  | 2  | 1  | 2  | 52            | 3   | 3     | 4     | 3     | 1     |
| Kildare                   | Males   | 348      | 21           | -  | 1  | -  | 1  | 23            | 2   | 1     | 3     | 5     | 3     |
|                           | Females | 269      | 15           | -  | -  | -  | -  | 15            | 1   | 2     | 1     | 1     | 1     |
| Kilkenny                  | Males   | 400      | 14           | 1  | -  | 1  | -  | 16            | 4   | -     | -     | 2     | 1     |
|                           | Females | 297      | 9            | 1  | 2  | -  | -  | 12            | 4   | 1     | -     | 2     | -     |
| Laois                     | Males   | 295      | 13           | -  | -  | -  | -  | 13            | -   | -     | -     | 2     | 1     |
|                           | Females | 218      | 7            | -  | 1  | -  | -  | 8             | -   | -     | -     | -     | -     |
| Longford                  | Males   | 206      | 3            | -  | 2  | 2  | -  | 7             | 1   | 1     | 1     | 2     | 1     |
|                           | Females | 154      | 5            | 1  | -  | -  | -  | 6             | 1   | -     | -     | -     | -     |
| Louth                     | Males   | 374      | 20           | -  | 1  | -  | 1  | 22            | 1   | 4     | 2     | 1     | 1     |
|                           | Females | 328      | 26           | 1  | 2  | -  | -  | 29            | 1   | -     | -     | -     | 3     |
| Meath                     | Males   | 397      | 22           | 1  | -  | -  | -  | 23            | -   | -     | 2     | 5     | 6     |
|                           | Females | 308      | 16           | -  | 1  | -  | 1  | 18            | -   | 1     | 1     | -     | -     |
| Offaly                    | Males   | 323      | 16           | -  | -  | -  | -  | 16            | 1   | -     | 1     | 2     | -     |
|                           | Females | 223      | 14           | -  | -  | 1  | -  | 15            | -   | -     | 1     | -     | 1     |
| Westmeath                 | Males   | 330      | 11           | 1  | -  | -  | -  | 12            | 1   | 4     | 2     | 5     | 2     |
|                           | Females | 273      | 14           | 1  | 2  | -  | -  | 17            | 1   | 2     | -     | 2     | 1     |
| Wexford                   | Males   | 518      | 17           | 2  | 1  | 1  | 1  | 22            | 4   | 4     | 3     | 1     | 6     |
|                           | Females | 449      | 18           | 1  | 1  | -  | -  | 20            | 1   | -     | 1     | -     | 2     |
| Wicklow                   | Males   | 356      | 19           | -  | -  | 1  | 1  | 21            | 1   | -     | 2     | 4     | 2     |
|                           | Females | 305      | 14           | 5  | -  | -  | -  | 19            | 1   | 1     | 1     | 1     | 2     |

## OF RESIDENTS IN EACH COUNTY BOROUGH AND COUNTY

| death |       |       |       |       |       |       |       |       |       |       |             | Area    |               |
|-------|-------|-------|-------|-------|-------|-------|-------|-------|-------|-------|-------------|---------|---------------|
| 30-34 | 35-39 | 40-44 | 45-49 | 50-54 | 55-59 | 60-64 | 65-69 | 70-74 | 75-79 | 80-84 | 85 and over |         |               |
| 87    | 127   | 225   | 412   | 765   | 1,137 | 1,515 | 2,172 | 2,520 | 2,475 | 2,176 | 2,011       | Males   |               |
| 78    | 93    | 191   | 329   | 509   | 650   | 959   | 1,381 | 2,040 | 2,254 | 2,277 | 2,678       | Females |               |
| 55    | 56    | 110   | 193   | 332   | 551   | 723   | 1,005 | 1,084 | 970   | 840   | 683         | Males   | LEINSTER      |
| 42    | 43    | 99    | 152   | 249   | 302   | 466   | 600   | 895   | 1,057 | 1,001 | 1,107       | Females |               |
| 21    | 52    | 63    | 141   | 258   | 353   | 479   | 683   | 815   | 829   | 699   | 685         | Males   | MUNSTER       |
| 21    | 31    | 60    | 104   | 170   | 211   | 304   | 478   | 692   | 676   | 722   | 858         | Females |               |
| 9     | 14    | 40    | 47    | 118   | 154   | 206   | 304   | 413   | 471   | 445   | 440         | Males   | CONNACHT      |
| 10    | 14    | 21    | 47    | 66    | 90    | 119   | 214   | 332   | 336   | 368   | 495         | Females |               |
| 2     | 5     | 12    | 31    | 57    | 79    | 107   | 180   | 208   | 205   | 192   | 203         | Males   | ULSTER        |
| 5     | 5     | 11    | 26    | 24    | 47    | 70    | 89    | 121   | 185   | 186   | 218         | Females | (part of)     |
|       |       |       |       |       |       |       |       |       |       |       |             |         | LEINSTER      |
| 3     | 4     | 5     | 6     | 5     | 11    | 15    | 22    | 27    | 30    | 25    | 17          | Males   | Carlow        |
| 1     | -     | 2     | 3     | 8     | 5     | 6     | 11    | 25    | 27    | 29    | 30          | Females |               |
| 20    | 20    | 39    | 80    | 123   | 240   | 314   | 404   | 405   | 341   | 232   | 159         | Males   | Dublin County |
| 20    | 21    | 45    | 59    | 97    | 126   | 201   | 255   | 380   | 462   | 387   | 414         | Females | Borough       |
| 1     | 6     | 4     | 4     | 16    | 23    | 28    | 40    | 50    | 31    | 35    | 35          | Males   | Dun Laoghaire |
| 3     | 1     | 2     | 5     | 12    | 16    | 21    | 27    | 44    | 53    | 44    | 83          | Females | Borough       |
| 3     | 7     | 16    | 12    | 36    | 40    | 57    | 78    | 79    | 69    | 61    | 49          | Males   | Dublin County |
| 5     | 3     | 9     | 17    | 27    | 25    | 38    | 54    | 60    | 68    | 76    | 79          | Females | (remainder)   |
| 5     | 1     | 10    | 12    | 16    | 23    | 28    | 51    | 59    | 44    | 35    | 27          | Males   | Kildare       |
| 1     | 3     | 7     | 11    | 13    | 18    | 19    | 30    | 26    | 39    | 33    | 48          | Females |               |
| 1     | 3     | 3     | 6     | 18    | 19    | 29    | 72    | 64    | 56    | 49    | 57          | Males   | Kilkenny      |
| 3     | 1     | 4     | 3     | 10    | 14    | 15    | 24    | 49    | 54    | 48    | 53          | Females |               |
| -     | 2     | -     | 7     | 13    | 19    | 20    | 36    | 47    | 42    | 52    | 41          | Males   | Laois         |
| 2     | 1     | 5     | 5     | 6     | 10    | 17    | 28    | 29    | 40    | 38    | 29          | Females |               |
| -     | 3     | 3     | 6     | 11    | 18    | 15    | 24    | 32    | 22    | 34    | 25          | Males   | Longford      |
| -     | -     | 3     | 2     | 9     | 4     | 6     | 7     | 17    | 25    | 39    | 35          | Females |               |
| 3     | 3     | 4     | 11    | 17    | 32    | 34    | 49    | 56    | 54    | 44    | 36          | Males   | Louth         |
| 1     | 1     | 6     | 6     | 14    | 15    | 22    | 26    | 42    | 49    | 54    | 59          | Females |               |
| 5     | 2     | 6     | 6     | 14    | 31    | 32    | 58    | 43    | 49    | 59    | 56          | Males   | Meath         |
| 1     | 3     | 3     | 4     | 10    | 13    | 27    | 22    | 48    | 50    | 51    | 56          | Females |               |
| 2     | 1     | 5     | 9     | 11    | 18    | 32    | 34    | 55    | 53    | 34    | 49          | Males   | Offaly        |
| -     | -     | 3     | 7     | 8     | 4     | 18    | 25    | 25    | 50    | 28    | 38          | Females |               |
| 2     | -     | 3     | 7     | 13    | 29    | 30    | 34    | 56    | 49    | 50    | 31          | Males   | Westmeath     |
| 1     | 5     | 2     | 4     | 7     | 9     | 17    | 29    | 44    | 35    | 53    | 44          | Females |               |
| 6     | 3     | 6     | 14    | 21    | 22    | 54    | 60    | 62    | 86    | 80    | 64          | Males   | Wexford       |
| 2     | 1     | 2     | 11    | 18    | 20    | 34    | 43    | 69    | 64    | 76    | 85          | Females |               |
| 4     | 1     | 6     | 13    | 18    | 26    | 35    | 43    | 49    | 44    | 50    | 37          | Males   | Wicklow       |
| 2     | 3     | 6     | 15    | 10    | 23    | 25    | 19    | 37    | 41    | 45    | 54          | Females |               |

TABLE 18 (contd.) - DEATHS REGISTERED IN 1967 CLASSIFIED BY SEX AND AGE,

| Area                     |         | Age at   |              |   |   |   |   |               |     |       |       |       |       |
|--------------------------|---------|----------|--------------|---|---|---|---|---------------|-----|-------|-------|-------|-------|
|                          |         | All ages | Under 1 year | 1 | 2 | 3 | 4 | Total under 5 | 5-9 | 10-14 | 15-19 | 20-24 | 25-29 |
| <b>MUNSTER</b>           |         |          |              |   |   |   |   |               |     |       |       |       |       |
| Clare                    | Males   | 531      | 33           | - | 1 | 1 | 1 | 36            | -   | -     | 2     | 5     | 1     |
|                          | Females | 389      | 15           | 2 | - | - | 1 | 18            | -   | 1     | 1     | 2     | 1     |
| Cork County Borough      | Males   | 650      | 46           | - | 2 | 3 | 2 | 53            | 6   | 4     | 5     | 1     | 4     |
|                          | Females | 666      | 28           | 1 | 1 | - | 2 | 32            | 4   | 1     | -     | 1     | 4     |
| Cork County              | Males   | 1,443    | 44           | 2 | - | 2 | 1 | 49            | 4   | 3     | 8     | 5     | 9     |
|                          | Females | 1,252    | 39           | 2 | - | 2 | - | 43            | 5   | 1     | 3     | 2     | 4     |
| Kerry                    | Males   | 837      | 26           | 1 | 2 | - | - | 29            | 6   | 1     | 5     | 4     | 8     |
|                          | Females | 621      | 17           | - | - | - | 1 | 18            | -   | -     | 2     | 3     | 3     |
| Limerick County Borough  | Males   | 233      | 31           | 2 | - | - | - | 33            | 1   | 1     | 2     | 1     | 3     |
|                          | Females | 268      | 25           | - | 1 | 1 | - | 27            | 1   | 1     | -     | 1     | 1     |
| Limerick County          | Males   | 524      | 34           | 1 | 1 | 1 | 2 | 39            | 2   | 2     | 4     | 2     | 1     |
|                          | Females | 408      | 18           | 1 | 1 | - | - | 20            | 4   | 2     | 1     | -     | 1     |
| Tipperary, North Riding  | Males   | 357      | 19           | 4 | 1 | 1 | 1 | 26            | -   | 1     | 2     | -     | 2     |
|                          | Females | 253      | 13           | - | 1 | - | - | 14            | -   | 1     | 1     | 1     | 1     |
| Tipperary, South Riding  | Males   | 452      | 19           | - | 1 | 1 | - | 21            | 3   | 3     | 2     | 2     | 2     |
|                          | Females | 333      | 18           | - | - | - | - | 18            | 2   | -     | 2     | -     | 2     |
| Waterford County Borough | Males   | 192      | 9            | - | - | - | - | 9             | -   | 1     | -     | -     | -     |
|                          | Females | 175      | 3            | - | - | - | 1 | 4             | -   | 1     | -     | -     | -     |
| Waterford County         | Males   | 282      | 2            | - | 1 | 1 | - | 4             | -   | 2     | 1     | 1     | 2     |
|                          | Females | 226      | 6            | - | - | - | - | 6             | -   | 1     | -     | 2     | -     |
| <b>CONNACHT</b>          |         |          |              |   |   |   |   |               |     |       |       |       |       |
| Galway                   | Males   | 962      | 26           | 2 | - | 1 | 1 | 30            | 4   | 5     | 5     | 9     | 5     |
|                          | Females | 766      | 25           | - | 2 | 3 | 1 | 31            | 1   | 2     | 5     | 1     | 3     |
| Leitrim                  | Males   | 271      | 13           | - | - | - | - | 13            | -   | -     | -     | 1     | -     |
|                          | Females | 172      | 4            | - | - | - | - | 4             | 2   | 1     | -     | 2     | -     |
| Mayo                     | Males   | 803      | 23           | 3 | 1 | 2 | 1 | 30            | 2   | 1     | 4     | 2     | 1     |
|                          | Females | 659      | 10           | 1 | - | 2 | - | 13            | 1   | 1     | -     | 1     | -     |
| Roscommon                | Males   | 411      | 6            | - | 1 | 1 | 1 | 9             | 1   | 2     | -     | 1     | 6     |
|                          | Females | 320      | 6            | - | 1 | - | - | 7             | 1   | 2     | 1     | 2     | -     |
| Sligo                    | Males   | 365      | 12           | 1 | 1 | - | - | 14            | 2   | 1     | 2     | 1     | -     |
|                          | Females | 291      | 8            | - | 1 | 1 | - | 10            | 1   | -     | 2     | 2     | -     |
| <b>ULSTER (part of)</b>  |         |          |              |   |   |   |   |               |     |       |       |       |       |
| Cavan                    | Males   | 395      | 13           | 1 | 1 | - | - | 15            | 1   | 1     | 2     | 3     | -     |
|                          | Females | 263      | 3            | - | - | 1 | - | 4             | -   | 1     | -     | 1     | -     |
| Donegal                  | Males   | 685      | 22           | 1 | 1 | 2 | - | 26            | 1   | 1     | 2     | 7     | 2     |
|                          | Females | 536      | 17           | 1 | - | 1 | - | 19            | 2   | 1     | 1     | 1     | 1     |
| Monaghan                 | Males   | 292      | 12           | - | 2 | 1 | - | 15            | -   | 5     | 1     | 5     | 4     |
|                          | Females | 233      | 12           | - | - | - | - | 12            | 1   | -     | 1     | -     | -     |

## OF RESIDENTS IN EACH COUNTY BOROUGH AND COUNTY

| death |       |       |       |       |       |       |       |       |       |       |             | Area             |                  |
|-------|-------|-------|-------|-------|-------|-------|-------|-------|-------|-------|-------------|------------------|------------------|
| 30-34 | 35-39 | 40-44 | 45-49 | 50-54 | 55-59 | 60-64 | 65-69 | 70-74 | 75-79 | 80-84 | 85 and over |                  |                  |
|       |       |       |       |       |       |       |       |       |       |       |             | MUNSTER          |                  |
| 1     | 5     | 6     | 16    | 19    | 17    | 31    | 55    | 79    | 89    | 78    | 91          | Males            | Clare            |
| 3     | 3     | 6     | 10    | 7     | 18    | 27    | 36    | 50    | 51    | 61    | 94          | Females          |                  |
| 3     | 6     | 6     | 14    | 39    | 55    | 55    | 93    | 96    | 94    | 49    | 67          | Males            | Cork County      |
| 4     | 2     | 13    | 18    | 29    | 38    | 43    | 71    | 104   | 107   | 102   | 93          | Females          | Borough          |
| 6     | 15    | 18    | 32    | 61    | 87    | 132   | 201   | 214   | 220   | 200   | 179         | Males            | Cork County      |
| 3     | 10    | 18    | 26    | 42    | 52    | 81    | 131   | 196   | 171   | 213   | 251         | Females          |                  |
| 1     | 11    | 9     | 22    | 45    | 61    | 72    | 91    | 115   | 131   | 111   | 115         | Males            | Kerry            |
| 2     | 4     | 9     | 17    | 25    | 17    | 46    | 57    | 92    | 95    | 103   | 128         | Females          |                  |
| 4     | 4     | 3     | 3     | 9     | 12    | 31    | 32    | 33    | 29    | 15    | 17          | Males            | Limerick County  |
| 1     | 4     | 2     | 3     | 15    | 13    | 26    | 24    | 39    | 40    | 39    | 31          | Females          | Borough          |
| 2     | 3     | 8     | 11    | 23    | 29    | 56    | 56    | 73    | 71    | 72    | 70          | Males            | Limerick County  |
| 3     | 6     | 5     | 6     | 22    | 20    | 22    | 46    | 56    | 68    | 49    | 77          | Females          |                  |
| -     | 2     | 7     | 7     | 13    | 22    | 27    | 41    | 66    | 54    | 40    | 47          | Males            | Tipperary, North |
| -     | -     | 1     | 10    | 11    | 9     | 14    | 29    | 43    | 29    | 42    | 47          | Females          | Riding           |
| 2     | 3     | 3     | 14    | 22    | 23    | 37    | 66    | 70    | 65    | 65    | 49          | Males            | Tipperary, South |
| 2     | 1     | 2     | 6     | 6     | 23    | 22    | 37    | 46    | 60    | 51    | 53          | Females          | Riding           |
| -     | -     | 2     | 11    | 17    | 21    | 18    | 11    | 28    | 29    | 27    | 18          | Males            | Waterford County |
| 1     | -     | 3     | 1     | 3     | 8     | 11    | 16    | 25    | 27    | 32    | 43          | Females          | Borough          |
| 2     | 3     | 1     | 11    | 10    | 26    | 20    | 37    | 41    | 47    | 42    | 32          | Males            | Waterford County |
| 2     | 1     | 1     | 7     | 10    | 13    | 12    | 31    | 41    | 28    | 30    | 41          | Females          |                  |
|       |       |       |       |       |       |       |       |       |       |       |             | CONNACHT         |                  |
| 4     | 3     | 15    | 17    | 36    | 50    | 82    | 110   | 133   | 165   | 151   | 138         | Males            | Galway           |
| 5     | 7     | 11    | 26    | 24    | 34    | 39    | 74    | 117   | 108   | 122   | 156         | Females          |                  |
| 1     | 2     | 6     | 3     | 12    | 20    | 22    | 27    | 41    | 57    | 33    | 33          | Males            | Leitrim          |
| -     | 1     | -     | 1     | 4     | 8     | 10    | 20    | 24    | 37    | 35    | 23          | Females          |                  |
| 1     | 5     | 8     | 19    | 32    | 43    | 46    | 86    | 118   | 129   | 135   | 141         | Males            | Mayo             |
| 2     | 2     | 4     | 17    | 13    | 23    | 37    | 70    | 84    | 97    | 111   | 183         | Females          |                  |
| -     | 3     | 5     | 2     | 16    | 21    | 27    | 49    | 64    | 64    | 69    | 72          | Males            | Roscommon        |
| 3     | 3     | 4     | 2     | 9     | 9     | 16    | 22    | 53    | 53    | 57    | 76          | Females          |                  |
| 3     | 1     | 6     | 6     | 22    | 20    | 29    | 32    | 57    | 56    | 57    | 56          | Males            | Sligo            |
| -     | 1     | 2     | 1     | 16    | 16    | 17    | 28    | 54    | 41    | 43    | 57          | Females          |                  |
|       |       |       |       |       |       |       |       |       |       |       |             | ULSTER (part of) |                  |
| 2     | 1     | 3     | 10    | 18    | 26    | 32    | 55    | 61    | 60    | 58    | 47          | Males            | Cavan            |
| 1     | 1     | 5     | 7     | 7     | 14    | 18    | 24    | 37    | 49    | 45    | 49          | Females          |                  |
| -     | 4     | 8     | 17    | 24    | 37    | 51    | 89    | 98    | 103   | 99    | 116         | Males            | Donegal          |
| 3     | 4     | 3     | 12    | 13    | 22    | 35    | 44    | 52    | 102   | 108   | 113         | Females          |                  |
| -     | -     | 1     | 4     | 15    | 16    | 24    | 36    | 49    | 42    | 35    | 40          | Males            | Monaghan         |
| 1     | -     | 3     | 7     | 4     | 11    | 17    | 21    | 32    | 34    | 33    | 56          | Females          |                  |



## DETAILED LIST, 7th REVISION, 1955) AND BY SEX AND AGE.

| death    |           |          |          |           |            |            |            |              |              |                |                |                |                |                   | Detailed<br>Inter-<br>national<br>List<br>Number |
|----------|-----------|----------|----------|-----------|------------|------------|------------|--------------|--------------|----------------|----------------|----------------|----------------|-------------------|--|
| 15-19    | 20-24     | 25-29    | 30-34    | 35-39     | 40-44      | 45-49      | 50-54      | 55-59        | 60-64        | 65-69          | 70-74          | 75-79          | 80-84          | 85<br>and<br>over |  |
| 91<br>37 | 109<br>42 | 97<br>44 | 87<br>78 | 127<br>93 | 225<br>191 | 412<br>329 | 765<br>509 | 1,137<br>650 | 1,515<br>959 | 2,172<br>1,381 | 2,520<br>2,040 | 2,475<br>2,254 | 2,176<br>2,277 | 2,011<br>2,678    |  |
| 3        | 2         | 1        | 5        | 4         | 12         | 12         | 21         | 23           | 15           | 36             | 35             | 20             | 6              | 3                 | 001-138  |
| -        | 1         | 3        | 2        | 4         | 6          | 8          | 16         | 17           | 13           | 17             | 15             | 6              | 7              | 5                 |  |
| -        | 1         | 1        | 3        | 4         | 6          | 7          | 18         | 21           | 12           | 30             | 31             | 17             | 4              | 2                 | 001-019  |
| -        | -         | 1        | 1        | 3         | 5          | 7          | 14         | 14           | 10           | 11             | 11             | 4              | 5              | 1                 |  |
| -        | 1         | 1        | 2        | 4         | 5          | 6          | 14         | 18           | 11           | 29             | 28             | 17             | 4              | 2                 | 002  |
| -        | -         | -        | -        | 1         | 5          | 6          | 11         | 13           | 7            | 10             | 8              | 3              | 3              | 1                 |  |
| -        | -         | -        | -        | -         | -          | -          | -          | -            | -            | -              | 1              | -              | -              | -                 | 008  |
| -        | -         | -        | -        | -         | -          | -          | -          | -            | -            | -              | -              | 1              | -              | -                 |  |
| -        | -         | -        | 1        | -         | -          | 1          | -          | 1            | -            | -              | -              | -              | -              | -                 | 010  |
| -        | -         | -        | -        | 1         | -          | 1          | 1          | -            | -            | -              | -              | -              | -              | -                 |  |
| -        | -         | -        | -        | -         | -          | -          | -          | -            | 1            | 1              | 1              | -              | -              | -                 | 011  |
| -        | -         | -        | -        | -         | -          | -          | -          | -            | -            | -              | -              | -              | -              | -                 |  |
| -        | -         | -        | 1        | -         | -          | -          | -          | 1            | -            | -              | -              | -              | -              | -                 | 012  |
| -        | -         | -        | -        | -         | -          | -          | -          | -            | 1            | -              | -              | -              | -              | -                 |  |
| -        | -         | -        | -        | -         | -          | -          | -          | -            | -            | -              | -              | -              | -              | 1                 | 013  |
| -        | -         | -        | -        | -         | -          | -          | -          | -            | -            | -              | -              | -              | -              | -                 |  |
| -        | -         | -        | -        | -         | -          | -          | -          | -            | 1            | -              | 1              | -              | -              | -                 | 015  |
| -        | -         | -        | -        | -         | -          | -          | -          | -            | -            | -              | 1              | -              | -              | -                 |  |
| -        | -         | -        | -        | -         | 1          | -          | 2          | -            | -            | 1              | 2              | -              | -              | -                 | 016  |
| -        | -         | -        | -        | 1         | -          | -          | 1          | -            | -            | -              | -              | -              | 1              | -                 |  |
| -        | -         | -        | -        | -         | -          | -          | 1          | -            | 1            | -              | -              | -              | -              | -                 | 017  |
| -        | -         | 1        | -        | -         | -          | -          | -          | -            | -            | -              | -              | -              | -              | -                 |  |
| -        | -         | -        | -        | -         | -          | -          | 1          | 1            | -            | -              | -              | -              | -              | -                 | 018  |
| -        | -         | -        | -        | -         | -          | -          | -          | 1            | 1            | -              | -              | -              | -              | -                 |  |
| -        | -         | -        | -        | -         | -          | -          | -          | -            | -            | -              | -              | -              | -              | -                 | 019  |
| -        | -         | -        | -        | -         | -          | -          | -          | -            | -            | -              | -              | -              | -              | -                 |  |
| -        | -         | -        | -        | -         | -          | 1          | 1          | -            | -            | 1              | -              | -              | -              | -                 | 023  |
| -        | -         | -        | -        | -         | -          | -          | -          | 1            | -            | 1              | -              | -              | -              | -                 |  |
| -        | -         | -        | -        | -         | -          | -          | -          | -            | 1            | -              | -              | -              | -              | -                 | 026  |
| -        | -         | -        | 1        | -         | -          | -          | -          | -            | -            | 1              | -              | -              | -              | -                 | 044  |
| -        | -         | -        | -        | -         | -          | -          | -          | -            | -            | -              | -              | -              | -              | -                 | 045  |
| -        | -         | -        | -        | -         | -          | -          | -          | -            | -            | -              | -              | -              | -              | -                 |  |
| -        | -         | -        | -        | -         | -          | -          | -          | 1            | -            | -              | -              | -              | -              | 1                 | 048  |
| -        | -         | -        | -        | -         | -          | -          | -          | -            | -            | 1              | -              | -              | -              | -                 | 051  |
| 1        | -         | -        | -        | -         | 1          | 2          | -          | -            | -            | 1              | 1              | 1              | 1              | -                 | 053  |
| -        | 1         | -        | -        | -         | -          | 1          | -          | 1            | -            | 2              | 1              | 2              | -              | 1                 |  |
| -        | -         | -        | -        | -         | -          | -          | -          | -            | -            | -              | -              | -              | -              | -                 | 055  |
| -        | -         | -        | -        | -         | -          | -          | -          | -            | -            | -              | -              | -              | -              | -                 | 056  |
| -        | -         | -        | -        | -         | -          | -          | -          | -            | -            | -              | -              | -              | -              | -                 | 057  |
| -        | -         | -        | -        | -         | 1          | -          | -          | -            | 1            | -              | 1              | 1              | -              | -                 | 061  |
| -        | -         | -        | -        | -         | -          | -          | -          | -            | -            | -              | -              | -              | 1              | -                 | 063  |



## DETAILED LIST, 7th REVISION, 1955) AND BY SEX AND AGE.

| death |       |       |       |       |       |       |       |       |       |       |       |       |       |                   | Detailed<br>Inter-<br>national<br>List<br>Number |
|-------|-------|-------|-------|-------|-------|-------|-------|-------|-------|-------|-------|-------|-------|-------------------|--|
| 15-19 | 20-24 | 25-29 | 30-34 | 35-39 | 40-44 | 45-49 | 50-54 | 55-59 | 60-64 | 65-69 | 70-74 | 75-79 | 80-84 | 85<br>and<br>over |  |
| -     | -     | -     | -     | -     | -     | -     | -     | -     | -     | -     | -     | -     | -     | -                 | 064  |
| -     | -     | 1     | -     | -     | -     | -     | -     | -     | -     | -     | -     | -     | -     | -                 | 072  |
| -     | -     | -     | -     | -     | -     | -     | 1     | -     | -     | 2     | -     | -     | -     | -                 | 082  |
| -     | -     | -     | 1     | -     | 1     | -     | -     | -     | -     | 1     | -     | -     | -     | -                 | 083  |
| -     | -     | -     | -     | -     | -     | -     | -     | -     | -     | -     | 1     | -     | -     | -                 | 085  |
| -     | -     | -     | -     | -     | 1     | -     | 1     | -     | -     | -     | -     | -     | -     | -                 | 087  |
| -     | -     | -     | -     | -     | -     | -     | -     | -     | -     | -     | -     | -     | -     | -                 | 088  |
| -     | 1     | -     | -     | -     | 1     | 2     | 1     | 1     | 1     | -     | -     | 1     | -     | -                 | 092  |
| -     | -     | -     | -     | -     | -     | -     | 1     | -     | 1     | 1     | 2     | -     | 1     | 1                 | 096  |
| -     | -     | -     | -     | 1     | -     | -     | -     | -     | -     | -     | -     | -     | -     | 1                 | 122  |
| 1     | -     | -     | -     | -     | -     | -     | -     | -     | -     | -     | -     | -     | -     | -                 | 134  |
| 1     | -     | -     | -     | -     | 2     | -     | -     | -     | -     | -     | 2     | -     | -     | -                 | 138  |
| -     | -     | -     | -     | -     | -     | -     | -     | -     | 2     | 1     | -     | -     | -     | -                 |  |
| 10    | 17    | 12    | 17    | 23    | 45    | 94    | 192   | 271   | 387   | 449   | 448   | 371   | 283   | 135               | 140-239  |
| 9     | 7     | 9     | 24    | 30    | 76    | 142   | 191   | 221   | 296   | 344   | 364   | 309   | 191   | 153               |  |
| 7     | 17    | 12    | 17    | 23    | 43    | 87    | 189   | 268   | 383   | 441   | 446   | 368   | 281   | 133               | 140-205  |
| 8     | 7     | 9     | 22    | 29    | 76    | 138   | 190   | 215   | 293   | 336   | 358   | 302   | 187   | 149               |  |
| -     | -     | -     | -     | -     | 1     | 1     | -     | 1     | -     | 2     | 1     | 5     | 7     | 1                 | 140  |
| -     | -     | -     | -     | -     | -     | -     | -     | -     | -     | -     | -     | -     | -     | 1                 |  |
| -     | -     | -     | -     | -     | -     | 1     | 1     | -     | 3     | 4     | 2     | 2     | 8     | 1                 | 141  |
| -     | -     | -     | -     | -     | -     | -     | -     | 1     | 1     | 2     | 2     | 1     | 1     | 1                 |  |
| -     | -     | -     | -     | 1     | -     | -     | -     | 1     | -     | -     | -     | -     | -     | -                 | 142  |
| -     | -     | -     | -     | -     | -     | -     | -     | -     | -     | -     | -     | 1     | 1     | 1                 | 143  |
| -     | -     | -     | -     | -     | -     | -     | -     | -     | 1     | -     | -     | -     | -     | -                 |  |
| -     | -     | -     | -     | -     | -     | -     | -     | -     | 2     | 4     | 1     | 2     | 1     | 1                 | 144  |
| -     | -     | -     | -     | -     | -     | 1     | -     | -     | 1     | 1     | 2     | -     | 1     | -                 |  |
| -     | -     | -     | -     | -     | -     | -     | 1     | -     | -     | 2     | 1     | 1     | 1     | -                 | 145  |
| -     | -     | -     | -     | -     | -     | -     | -     | -     | -     | -     | 2     | -     | -     | -                 |  |
| 1     | -     | -     | -     | -     | -     | -     | -     | 1     | -     | -     | 1     | -     | -     | -                 | 146  |
| -     | -     | -     | -     | -     | -     | -     | 1     | -     | 2     | 1     | -     | 1     | -     | -                 | 147  |
| -     | -     | -     | -     | -     | -     | -     | -     | 1     | -     | 1     | -     | 1     | -     | -                 |  |
| -     | -     | -     | -     | -     | -     | -     | 1     | -     | 2     | 3     | 3     | 6     | 4     | 2                 | 148  |
| -     | -     | -     | -     | -     | -     | 1     | 2     | -     | -     | -     | 1     | 2     | -     | -                 |  |
| -     | -     | -     | -     | 1     | -     | 2     | 7     | 8     | 17    | 14    | 17    | 7     | 9     | 3                 | 150  |
| -     | -     | -     | -     | -     | 2     | 2     | 7     | 11    | 11    | 14    | 14    | 13    | 8     | 5                 |  |
| -     | -     | 1     | 3     | 3     | 7     | 13    | 28    | 48    | 75    | 84    | 79    | 64    | 53    | 20                | 151  |
| 1     | -     | 1     | 2     | 2     | 5     | 8     | 16    | 16    | 37    | 43    | 62    | 73    | 43    | 33                |  |



TABLE 19 (contd.) - DEATHS IN 1967, CLASSIFIED BY CAUSE (INTERNATIONAL

| Detailed International List Number | Cause of death   |   | Age at   |              |   |   |   |   |               |     |       |
|------------------------------------|--|---|----------|--------------|---|---|---|---|---------------|-----|-------|
|                                    |  |   | All ages | Under 1 year | 1 | 2 | 3 | 4 | Total under 5 | 5-9 | 10-14 |
| 152                                | Malignant neoplasm of small intestine, including duodenum                          | M | 1        | -            | - | - | - | - | -             | -   | -     |
|                                    |  | F | 3        | -            | - | - | - | - | -             | -   | -     |
| 153                                | Malignant neoplasm of large intestine, except rectum                               | M | 235      | -            | - | - | - | - | -             | -   | -     |
|                                    |  | F | 294      | -            | - | - | - | - | -             | -   | 1     |
| 154                                | Malignant neoplasm of rectum   | M | 121      | -            | - | - | - | - | -             | -   | -     |
|                                    |  | F | 98       | -            | - | - | - | - | -             | -   | -     |
| 155                                | Malignant neoplasm of biliary passages and of liver (stated to be primary site)    | M | 66       | -            | - | - | - | - | -             | -   | -     |
|                                    |  | F | 67       | -            | - | - | - | - | -             | -   | -     |
| 156                                | Malignant neoplasm of liver (secondary and unspecified)                            | M | 12       | -            | - | - | - | - | -             | -   | -     |
|                                    |  | F | 14       | -            | - | - | - | - | -             | -   | -     |
| 157                                | Malignant neoplasm of pancreas   | M | 164      | -            | - | - | - | - | -             | -   | -     |
|                                    |  | F | 104      | -            | - | - | - | - | -             | -   | -     |
| 158                                | Malignant neoplasm of peritoneum   | M | 4        | -            | - | - | - | - | -             | -   | -     |
|                                    |  | F | 5        | -            | - | - | - | - | -             | -   | -     |
| 159                                | Malignant neoplasm of unspecified digestive organs                                 | M | 1        | -            | - | - | - | - | -             | -   | -     |
|                                    |  | F | -        | -            | - | - | - | - | -             | -   | -     |
| 160                                | Malignant neoplasm of nose, nasal cavities, middle ear, and accessory sinuses      | M | 6        | -            | - | - | - | - | -             | -   | -     |
|                                    |  | F | 1        | -            | - | - | - | - | -             | -   | -     |
| 161                                | Malignant neoplasm of larynx   | M | 45       | -            | - | - | - | - | -             | -   | -     |
|                                    |  | F | 15       | -            | - | - | - | - | -             | -   | -     |
| 162                                | <i>Malignant neoplasm of bronchus and trachea and of lung specified as primary</i> | M | 642      | -            | - | - | - | - | -             | -   | -     |
|                                    |  | F | 165      | -            | - | - | - | - | -             | -   | -     |
| 162.0                              | Trachea  | M | 1        | -            | - | - | - | - | -             | -   | -     |
|                                    |  | F | -        | -            | - | - | - | - | -             | -   | -     |
| 162.1                              | Bronchus and lung  | M | 640      | -            | - | - | - | - | -             | -   | -     |
|                                    |  | F | 164      | -            | - | - | - | - | -             | -   | -     |
| 162.2                              | Pleura   | M | 1        | -            | - | - | - | - | -             | -   | -     |
|                                    |  | F | 1        | -            | - | - | - | - | -             | -   | -     |
| 164                                | Malignant neoplasm of mediastinum  | M | 4        | -            | - | - | - | - | -             | -   | -     |
|                                    |  | F | 4        | -            | - | - | - | - | -             | -   | -     |
| 165                                | Malignant neoplasm of thoracic organs (secondary)                                  | M | -        | -            | - | - | - | - | -             | -   | -     |
|                                    |  | F | 3        | -            | - | - | - | - | -             | -   | -     |
| 170                                | Malignant neoplasm of breast   | M | 2        | -            | - | - | - | - | -             | -   | -     |
|                                    |  | F | 422      | -            | - | - | - | - | -             | -   | -     |
| 171                                | Malignant neoplasm of cervix uteri   | F | 74       | -            | - | - | - | - | -             | -   |       |
| 172                                | Malignant neoplasm of corpus uteri   | F | 50       | -            | - | - | - | - | -             | -   |       |
| 173                                | Malignant neoplasm of other parts of uterus including chorionepithelioma           | F | 2        | -            | - | - | - | - | -             | -   |       |
| 174                                | Malignant neoplasm of uterus, unspecified  | F | 33       | -            | - | - | - | - | -             | -   |       |
| 175                                | Malignant neoplasm of ovary, Fallopian tube, and broad ligament                    | F | 117      | -            | - | - | - | - | -             | -   |       |
| 176                                | Malignant neoplasm of other and unspecified female genital organs                  | F | 11       | -            | - | - | - | - | -             | -   |       |
| 177                                | Malignant neoplasm of prostate   | M | 250      | -            | - | - | - | - | -             | -   |       |
| 178                                | Malignant neoplasm of testis   | M | 4        | -            | - | - | - | - | -             | -   |       |
| 179                                | Malignant neoplasm of other and unspecified male genital organs                    | M | 8        | -            | - | - | - | - | -             | -   |       |
| 180                                | Malignant neoplasm of kidney   | M | 43       | 1            | - | 1 | 1 | 1 | 4             | 1   | -     |
|                                    |  | F | 21       | -            | - | - | 1 | 1 | 2             | 3   | -     |

## DETAILED LIST, 7th REVISION, 1955) AND BY SEX AND AGE.

| death |       |       |       |       |       |       |       |       |       |       |       |       |       |                   | Detailed<br>Inter-<br>national<br>List<br>Number |
|-------|-------|-------|-------|-------|-------|-------|-------|-------|-------|-------|-------|-------|-------|-------------------|--|
| 15-19 | 20-24 | 25-29 | 30-34 | 35-39 | 40-44 | 45-49 | 50-54 | 55-59 | 60-64 | 65-69 | 70-74 | 75-79 | 80-84 | 85<br>and<br>over |  |
| -     | -     | -     | -     | -     | -     | -     | -     | 1     | -     | -     | -     | -     | -     | -                 | 152  |
| -     | -     | -     | -     | -     | -     | -     | -     | 3     | -     | -     | -     | -     | -     | -                 | 153  |
| -     | 1     | 1     | -     | -     | 3     | 6     | 13    | 21    | 24    | 36    | 41    | 38    | 32    | 19                | 153  |
| -     | 1     | 1     | 3     | -     | 5     | 4     | 17    | 24    | 28    | 50    | 56    | 49    | 29    | 26                | 154  |
| -     | 1     | 2     | 1     | 1     | 3     | 3     | 7     | 12    | 15    | 9     | 28    | 16    | 12    | 11                | 154  |
| -     | -     | -     | 1     | -     | 2     | 6     | 6     | 8     | 6     | 15    | 18    | 16    | 13    | 7                 | 155  |
| -     | -     | -     | -     | -     | -     | 1     | 9     | 5     | 5     | 13    | 6     | 11    | 14    | 2                 | 155  |
| -     | -     | -     | -     | -     | 2     | 3     | 4     | 4     | 11    | 12    | 13    | 10    | 5     | 3                 | 156  |
| -     | -     | -     | -     | -     | -     | 1     | -     | 2     | -     | 2     | 1     | 5     | -     | 1                 | 156  |
| -     | -     | -     | 1     | -     | 1     | -     | 1     | -     | 4     | 1     | 1     | 4     | -     | 1                 | 157  |
| -     | -     | -     | 1     | 2     | -     | 6     | 14    | 14    | 25    | 31    | 28    | 25    | 7     | 11                | 157  |
| -     | -     | -     | -     | -     | -     | 2     | 4     | 9     | 21    | 18    | 16    | 17    | 8     | 9                 | 158  |
| -     | -     | -     | -     | -     | -     | 1     | -     | -     | 1     | 1     | 1     | -     | -     | -                 | 158  |
| -     | -     | -     | -     | -     | -     | -     | -     | -     | -     | 1     | 1     | -     | 1     | -                 | 159  |
| -     | -     | -     | -     | -     | -     | -     | -     | -     | -     | -     | -     | -     | -     | -                 | 160  |
| -     | -     | -     | -     | -     | -     | -     | 1     | -     | 2     | 1     | -     | 2     | -     | -                 | 160  |
| -     | -     | -     | -     | -     | -     | -     | -     | -     | -     | -     | -     | 1     | -     | -                 | 161  |
| -     | -     | -     | -     | -     | -     | -     | 2     | 3     | 7     | 8     | 8     | 5     | 8     | 4                 | 161  |
| -     | -     | -     | -     | -     | -     | 2     | 3     | -     | 5     | 2     | 2     | -     | -     | 1                 | 162  |
| -     | -     | -     | 1     | 4     | 12    | 20    | 59    | 94    | 127   | 129   | 94    | 65    | 27    | 10                | 162  |
| 1     | -     | -     | -     | 1     | 4     | 13    | 20    | 28    | 26    | 31    | 11    | 15    | 7     | 8                 | 162  |
| -     | -     | -     | -     | -     | 1     | -     | -     | -     | -     | -     | -     | -     | -     | -                 | 162.0  |
| -     | -     | -     | -     | -     | -     | -     | -     | -     | -     | -     | -     | -     | -     | -                 | 162.1  |
| -     | -     | -     | 1     | 4     | 10    | 20    | 59    | 94    | 127   | 129   | 94    | 65    | 27    | 10                | 162.1  |
| 1     | -     | -     | -     | 1     | 4     | 13    | 20    | 28    | 25    | 31    | 11    | 15    | 7     | 8                 | 162.1  |
| -     | -     | -     | -     | -     | 1     | -     | -     | -     | -     | -     | -     | -     | -     | -                 | 162.2  |
| -     | -     | -     | -     | -     | -     | -     | -     | -     | 1     | -     | -     | -     | -     | -                 | 162.2  |
| -     | 1     | -     | -     | -     | -     | 1     | -     | -     | -     | 1     | 1     | -     | -     | -                 | 164  |
| 1     | -     | -     | -     | -     | -     | -     | -     | -     | 1     | 1     | 1     | -     | -     | -                 | 164  |
| -     | -     | -     | -     | -     | -     | -     | 1     | -     | -     | 1     | 1     | -     | -     | -                 | 165  |
| -     | -     | -     | -     | -     | -     | -     | -     | -     | -     | -     | -     | -     | -     | -                 | 170  |
| -     | -     | 1     | 4     | 13    | 21    | 46    | 63    | 40    | 49    | 51    | 53    | 35    | 27    | 19                | 170  |
| -     | -     | -     | -     | 2     | 10    | 16    | 4     | 10    | 6     | 4     | 10    | 6     | 5     | 1                 | 171  |
| -     | -     | 1     | 1     | -     | 2     | 5     | 6     | 5     | 5     | 10    | 8     | 6     | -     | 1                 | 172  |
| -     | -     | -     | -     | -     | -     | -     | 1     | 1     | -     | -     | -     | -     | -     | -                 | 173  |
| -     | -     | -     | 1     | -     | 1     | 3     | 1     | 6     | 5     | 5     | 3     | 6     | 2     | -                 | 174  |
| -     | -     | 2     | -     | 1     | 8     | 7     | 16    | 16    | 20    | 18    | 16    | 9     | 1     | 3                 | 175  |
| -     | -     | -     | -     | -     | -     | -     | 1     | -     | 2     | -     | 2     | 3     | -     | 3                 | 176  |
| -     | -     | -     | -     | -     | -     | 2     | 4     | 11    | 18    | 27    | 59    | 56    | 54    | 19                | 177  |
| -     | 1     | -     | -     | -     | -     | -     | 2     | -     | -     | 1     | -     | -     | -     | -                 | 178  |
| -     | -     | -     | -     | -     | -     | -     | 2     | -     | -     | 1     | 1     | 3     | -     | 1                 | 179  |
| -     | -     | 1     | 1     | -     | 1     | 7     | 1     | 2     | 4     | 7     | 9     | 4     | 1     | -                 | 180  |
| -     | -     | -     | 1     | -     | -     | 1     | 1     | 3     | 1     | 2     | 3     | 1     | 2     | 1                 | 180  |



## DETAILED LIST, 7th REVISION, 1955) AND BY SEX AND AGE.

| death |       |       |       |       |       |       |       |       |       |       |       |       |       |             | Detailed International List Number |
|-------|-------|-------|-------|-------|-------|-------|-------|-------|-------|-------|-------|-------|-------|-------------|------------------------------------|
| 15-19 | 20-24 | 25-29 | 30-34 | 35-39 | 40-44 | 45-49 | 50-54 | 55-59 | 60-64 | 65-69 | 70-74 | 75-79 | 80-84 | 85 and over |                                    |
| -     | -     | -     | -     | -     | -     | -     | 2     | 5     | 14    | 8     | 10    | 9     | 13    | 4           | 181                                |
| -     | -     | -     | -     | 1     | -     | 3     | -     | 3     | 6     | 1     | 3     | 6     | 5     | 2           |                                    |
| -     | 2     | -     | 2     | -     | -     | 1     | 1     | 1     | -     | 1     | 2     | -     | -     | -           | 190                                |
| -     | -     | -     | 1     | 1     | 4     | 3     | -     | -     | 1     | 3     | 2     | 1     | 1     | 1           |                                    |
| -     | 1     | -     | -     | 1     | -     | -     | 1     | 4     | 2     | 1     | 11    | 4     | 4     | 6           | 191                                |
| -     | -     | -     | -     | -     | 1     | -     | 1     | 2     | 1     | 4     | 7     | 5     | 11    | 8           |                                    |
| -     | -     | -     | -     | -     | -     | -     | 1     | 1     | -     | -     | -     | 2     | 1     | -           | 192                                |
| -     | -     | -     | -     | -     | -     | -     | -     | -     | -     | 4     | -     | -     | 1     | -           |                                    |
| 1     | 3     | 2     | 1     | 3     | 8     | 6     | 8     | 7     | 9     | 6     | 3     | -     | 1     | -           | 193                                |
| -     | 2     | -     | 5     | 1     | 2     | 2     | 3     | 4     | 3     | 6     | 3     | -     | -     | -           |                                    |
| -     | -     | -     | -     | -     | 1     | 1     | 1     | 1     | -     | 2     | -     | -     | -     | -           | 194                                |
| -     | -     | -     | -     | -     | 1     | -     | 2     | 1     | 3     | 3     | 5     | 2     | 1     | 2           |                                    |
| -     | -     | -     | -     | -     | -     | -     | -     | -     | -     | 1     | -     | -     | -     | -           | 195                                |
| -     | -     | -     | -     | -     | -     | 1     | -     | -     | 1     | -     | 1     | -     | -     | -           |                                    |
| 2     | 1     | -     | 1     | -     | 1     | 1     | 1     | 3     | 3     | 7     | 5     | 5     | 4     | 2           | 196                                |
| 2     | 2     | -     | 1     | -     | -     | 1     | 1     | 3     | 5     | 3     | 4     | 3     | -     | 5           |                                    |
| -     | -     | -     | -     | 1     | 1     | -     | -     | -     | -     | 2     | -     | -     | -     | -           | 197                                |
| -     | -     | -     | -     | -     | -     | 1     | -     | 1     | -     | -     | -     | 1     | -     | -           |                                    |
| -     | -     | -     | -     | -     | -     | -     | -     | -     | -     | -     | -     | -     | -     | -           | 198                                |
| -     | 1     | -     | -     | -     | 1     | 4     | 3     | 6     | 9     | 11    | 14    | 10    | 10    | 9           | 199                                |
| -     | -     | 1     | -     | 2     | 2     | -     | 1     | 1     | 13    | 12    | 14    | 10    | 7     | 8           |                                    |
| -     | 3     | 2     | 1     | 2     | -     | 1     | 5     | 4     | 4     | 5     | 6     | 2     | 3     | 1           | 200                                |
| -     | -     | 1     | -     | 1     | -     | 3     | 1     | 6     | 3     | 4     | 3     | 1     | 2     | -           |                                    |
| 1     | 2     | 2     | 3     | 1     | -     | 4     | 6     | -     | 5     | 2     | 1     | 1     | -     | 1           | 201                                |
| -     | 2     | -     | -     | 2     | -     | 1     | 1     | -     | 2     | -     | 2     | 1     | 1     | -           |                                    |
| -     | -     | -     | -     | -     | -     | -     | -     | -     | -     | -     | 1     | -     | -     | -           | 202                                |
| -     | -     | -     | -     | -     | -     | -     | -     | -     | 1     | 1     | -     | -     | -     | -           |                                    |
| -     | -     | -     | -     | 1     | 1     | 1     | -     | 3     | 2     | 5     | 5     | 3     | 1     | 1           | 203                                |
| -     | -     | -     | -     | -     | 1     | -     | 2     | -     | 7     | 3     | 3     | 2     | 1     | -           |                                    |
| 2     | -     | 1     | 2     | 2     | 3     | 2     | 7     | 6     | 5     | 7     | 6     | 13    | 5     | 2           | 204                                |
| 3     | -     | 1     | 1     | 2     | 2     | 3     | 3     | 8     | 7     | 8     | 10    | 1     | 4     | -           |                                    |
| -     | -     | -     | -     | -     | -     | -     | -     | -     | -     | 1     | -     | -     | -     | -           | 205                                |
| -     | -     | -     | -     | -     | -     | -     | -     | -     | -     | -     | -     | -     | -     | -           |                                    |
| -     | -     | -     | -     | -     | -     | -     | -     | -     | -     | -     | -     | -     | 1     | -           | 210                                |
| -     | -     | -     | -     | -     | -     | -     | -     | -     | -     | -     | -     | -     | -     | -           |                                    |
| -     | -     | -     | -     | -     | -     | -     | 1     | -     | -     | -     | -     | -     | 1     | -           | 211                                |
| -     | -     | -     | -     | -     | -     | 1     | -     | -     | -     | 1     | 1     | -     | -     | -           |                                    |
| -     | -     | -     | -     | -     | -     | 1     | -     | -     | -     | -     | -     | -     | -     | -           | 214                                |
| -     | -     | -     | -     | 1     | -     | -     | -     | -     | -     | -     | -     | -     | -     | -           | 215                                |
| -     | -     | -     | -     | -     | -     | -     | -     | 1     | -     | -     | -     | 1     | -     | 1           | 216                                |
| -     | -     | -     | -     | -     | -     | -     | -     | -     | 1     | 1     | -     | -     | -     | -           | 219                                |
| -     | -     | -     | -     | -     | -     | -     | -     | -     | -     | 1     | -     | 1     | -     | -           |                                    |
| -     | -     | -     | -     | -     | 1     | 3     | -     | -     | -     | -     | -     | -     | -     | -           | 223                                |
| -     | -     | -     | -     | -     | -     | -     | 1     | 1     | 1     | -     | 1     | -     | -     | -           |                                    |
| -     | -     | -     | -     | -     | -     | -     | -     | -     | -     | 1     | -     | -     | -     | -           | 224                                |
| -     | -     | -     | -     | -     | -     | -     | -     | -     | -     | -     | -     | -     | -     | -           |                                    |
| 1     | -     | -     | -     | -     | -     | -     | -     | 1     | -     | -     | -     | -     | -     | -           | 227                                |
| -     | -     | -     | -     | -     | -     | 1     | -     | -     | -     | -     | -     | -     | -     | -           |                                    |
| -     | -     | -     | -     | -     | -     | -     | -     | -     | -     | -     | -     | -     | -     | -           | 229                                |
| -     | -     | -     | -     | -     | -     | -     | -     | 1     | -     | -     | -     | 1     | -     | -           |                                    |



## DETAILED LIST, 7th REVISION, 1955) AND BY SEX AND AGE.

| death |       |       |       |       |       |       |       |       |       |       |       |       |       |                   | Detailed<br>Inter-<br>national<br>List<br>Number |
|-------|-------|-------|-------|-------|-------|-------|-------|-------|-------|-------|-------|-------|-------|-------------------|--|
| 15-19 | 20-24 | 25-29 | 30-34 | 35-39 | 40-44 | 45-49 | 50-54 | 55-59 | 60-64 | 65-69 | 70-74 | 75-79 | 80-84 | 85<br>and<br>over |  |
| -     | -     | -     | -     | -     | -     | -     | -     | -     | -     | 2     | -     | 1     | -     | 2                 | 230  |
| -     | -     | -     | -     | -     | -     | -     | -     | -     | 1     | 2     | 2     | 4     | 3     | 3                 | 231  |
| -     | -     | -     | -     | -     | -     | -     | -     | -     | -     | 3     | 1     | 1     | -     | -                 | 236  |
| -     | -     | -     | -     | -     | -     | -     | 1     | -     | -     | -     | 1     | -     | -     | -                 | 237  |
| 2     | -     | -     | -     | -     | 1     | 4     | 1     | 2     | 3     | 1     | -     | 1     | -     | -                 | 238  |
| 1     | -     | -     | 1     | -     | -     | -     | -     | 2     | -     | 4     | -     | -     | -     | -                 | 239  |
| -     | -     | -     | -     | -     | -     | -     | -     | -     | -     | -     | -     | -     | -     | -                 | 240-289  |
| -     | -     | -     | -     | -     | -     | -     | -     | -     | 1     | -     | -     | -     | -     | -                 | 241  |
| -     | -     | -     | 1     | -     | -     | 1     | -     | -     | -     | -     | -     | -     | 1     | -                 | 245  |
| 3     | 4     | 2     | 1     | 7     | 14    | 16    | 23    | 20    | 33    | 46    | 37    | 25    | 21    | 12                | 240-289  |
| 1     | 1     | 2     | 2     | 1     | 7     | 9     | 15    | 22    | 38    | 44    | 55    | 59    | 34    | 14                | 241  |
| 3     | 4     | 1     | 1     | 4     | 8     | 7     | 11    | 12    | 19    | 21    | 17    | 8     | 6     | 4                 | 245  |
| 1     | 1     | 2     | 2     | 1     | 6     | 5     | 7     | 7     | 9     | 10    | 14    | 9     | 5     | -                 | 250  |
| -     | -     | -     | -     | -     | 1     | -     | -     | -     | -     | -     | -     | -     | -     | -                 | 251  |
| -     | -     | -     | -     | -     | -     | -     | -     | -     | -     | 1     | -     | 2     | -     | -                 | 252  |
| -     | -     | -     | -     | -     | -     | -     | -     | -     | -     | -     | -     | 1     | -     | -                 | 253  |
| -     | -     | -     | -     | -     | -     | 1     | -     | 1     | 2     | 3     | -     | 3     | 1     | -                 | 254  |
| -     | -     | -     | -     | -     | -     | 1     | -     | -     | -     | -     | 3     | -     | 1     | -                 | 260  |
| -     | -     | -     | -     | -     | -     | 1     | -     | 2     | 5     | 5     | 2     | 1     | 3     | -                 | 270  |
| -     | -     | -     | -     | -     | -     | -     | -     | 1     | 1     | -     | -     | -     | -     | -                 | 271  |
| -     | -     | -     | -     | 3     | 3     | 6     | 6     | 5     | 11    | 21    | 15    | 12    | 14    | 7                 | 272  |
| -     | -     | -     | -     | -     | -     | 1     | 5     | 7     | 18    | 21    | 38    | 42    | 24    | 13                | 273  |
| -     | -     | -     | -     | -     | -     | -     | -     | -     | -     | -     | -     | -     | -     | -                 | 274  |
| -     | -     | -     | -     | -     | -     | -     | -     | -     | -     | -     | -     | -     | -     | -                 | 277  |
| -     | -     | -     | -     | -     | -     | -     | -     | -     | -     | -     | -     | -     | -     | -                 | 281  |
| -     | -     | -     | -     | -     | -     | -     | -     | -     | -     | -     | -     | -     | -     | -                 | 285  |
| -     | -     | 1     | -     | -     | 2     | 1     | 1     | -     | 2     | -     | 1     | -     | -     | -                 | 286  |
| -     | -     | -     | -     | -     | -     | -     | 1     | -     | 1     | -     | -     | -     | -     | -                 | 286  |
| -     | -     | -     | -     | -     | 1     | -     | 1     | 1     | -     | -     | -     | 4     | -     | 1                 | 286  |
| -     | -     | -     | -     | -     | -     | -     | 1     | 1     | -     | -     | -     | 2     | 1     | 1                 | 286  |

TABLE 19 (contd.) - DEATHS IN 1967, CLASSIFIED BY CAUSE (INTERNATIONAL

| Detailed International List Number | Cause of death  |   | Age at   |              |   |   |   |   |               |     |       |
|------------------------------------|---|---|----------|--------------|---|---|---|---|---------------|-----|-------|
|                                    |   |   | All ages | Under 1 year | 1 | 2 | 3 | 4 | Total under 5 | 5-9 | 10-14 |
| 287                                | Obesity, not specified as of endocrine origin                 | M | -        | -            | - | - | - | - | -             | -   | -     |
|                                    |   | F | 2        | -            | - | - | - | - | -             | -   | -     |
| 289                                | Other metabolic diseases                                      | M | 13       | 2            | - | - | 2 | - | 4             | 1   | -     |
|                                    |   | F | 7        | -            | 1 | - | - | - | 1             | -   | -     |
| 290-299                            | IV. Diseases of the blood and blood-forming organs            | M | 65       | 2            | 1 | - | - | - | 3             | 1   | -     |
|                                    |   | F | 71       | -            | - | - | - | - | -             | 1   | -     |
| 290                                | Pernicious and other hyperchromic anaemias                    | M | 12       | -            | - | - | - | - | -             | -   | -     |
|                                    |   | F | 13       | -            | - | - | - | - | -             | -   | -     |
| 291                                | Iron deficiency anaemias (hypochromic anaemias)               | M | 3        | -            | - | - | - | - | -             | -   | -     |
|                                    |   | F | 6        | -            | - | - | - | - | -             | -   | -     |
| 292                                | Other anaemias of specified type                              | M | 14       | -            | - | - | - | - | -             | -   | -     |
|                                    |   | F | 20       | -            | - | - | - | - | -             | 1   | -     |
| 293                                | Anaemia of unspecified type                                   | M | 20       | -            | - | - | - | - | -             | -   | -     |
|                                    |   | F | 26       | -            | - | - | - | - | -             | -   | -     |
| 294                                | Polycythaemia   | M | 2        | -            | - | - | - | - | -             | -   | -     |
|                                    |   | F | -        | -            | - | - | - | - | -             | -   | -     |
| 295                                | Haemophilia   | M | 1        | 1            | - | - | - | - | 1             | -   | -     |
|                                    |   | F | -        | -            | - | - | - | - | -             | -   | -     |
| 296                                | Purpura and other haemorrhagic conditions                     | M | 9        | 1            | - | - | - | - | 1             | 1   | -     |
|                                    |   | F | 4        | -            | - | - | - | - | -             | -   | -     |
| 298                                | Diseases of spleen  | M | 4        | -            | 1 | - | - | - | 1             | -   | -     |
|                                    |   | F | 1        | -            | - | - | - | - | -             | -   | -     |
| 299                                | Other diseases of blood and blood-forming organs              | M | -        | -            | - | - | - | - | -             | -   | -     |
|                                    |   | F | 1        | -            | - | - | - | - | -             | -   | -     |
| 300-326                            | V. Mental, psychoneurotic, and personality disorders          | M | 20       | 5            | 3 | - | - | - | 8             | 1   | 1     |
|                                    |   | F | 26       | 8            | - | 1 | - | - | 9             | -   | 1     |
| 300                                | Schizophrenic disorders (dementia praecox)                    | M | -        | -            | - | - | - | - | -             | -   | -     |
|                                    |   | F | 1        | -            | - | - | - | - | -             | -   | -     |
| 304                                | Senile psychosis  | M | 2        | -            | - | - | - | - | -             | -   | -     |
|                                    |   | F | 4        | -            | - | - | - | - | -             | -   | -     |
| 307                                | Alcoholic psychosis   | M | -        | -            | - | - | - | - | -             | -   | -     |
|                                    |   | F | 1        | -            | - | - | - | - | -             | -   | -     |
| 309                                | Other and unspecified psychoses                               | M | -        | -            | - | - | - | - | -             | -   | -     |
|                                    |   | F | 2        | -            | - | - | - | - | -             | -   | -     |
| 311                                | Hysterical reaction without mention of anxiety reaction       | M | -        | -            | - | - | - | - | -             | -   | -     |
|                                    |   | F | 1        | -            | - | - | - | - | -             | -   | -     |
| 318                                | Psychoneurotic disorders, other, mixed, and unspecified types | M | 1        | -            | - | - | - | - | -             | -   | -     |
|                                    |   | F | -        | -            | - | - | - | - | -             | -   | -     |
| 322                                | Alcoholism  | M | 3        | -            | - | - | - | - | -             | -   | -     |
|                                    |   | F | 2        | -            | - | - | - | - | -             | -   | -     |
| 325                                | Mental deficiency   | M | 14       | 5            | 3 | - | - | - | 8             | 1   | 1     |
|                                    |   | F | 15       | 8            | - | 1 | - | - | 9             | -   | 1     |
| 330-338                            | VI. Diseases of the nervous system and sense organs           | M | 2,120    | 10           | 4 | 2 | - | 2 | 18            | 8   | 3     |
|                                    |   | F | 2,508    | 6            | 2 | 2 | 2 | - | 12            | 2   | 4     |
| 330                                | Subarachnoid haemorrhage                                      | M | 89       | -            | - | - | - | - | -             | 1   | -     |
|                                    |   | F | 123      | -            | - | 1 | - | - | 1             | -   | -     |
| 331                                | Cerebral haemorrhage  | M | 768      | -            | - | 1 | - | - | 1             | 1   | 1     |
|                                    |   | F | 965      | 1            | - | - | - | - | 1             | -   | -     |

## DETAILED LIST, 7th REVISION, 1955) AND BY SEX AND AGE.

| death |       |       |       |       |       |       |       |       |       |       |       |       |       |                   | Detailed<br>Inter-<br>national<br>List<br>Number |
|-------|-------|-------|-------|-------|-------|-------|-------|-------|-------|-------|-------|-------|-------|-------------------|--|
| 15-19 | 20-24 | 25-29 | 30-34 | 35-39 | 40-44 | 45-49 | 50-54 | 55-59 | 60-64 | 65-69 | 70-74 | 75-79 | 80-84 | 85<br>and<br>over |  |
| -     | -     | -     | -     | -     | -     | -     | -     | -     | -     | -     | -     | -     | -     | -                 | 287  |
| -     | -     | -     | -     | -     | -     | -     | -     | 1     | -     | 1     | -     | -     | -     | -                 | -  |
| -     | -     | -     | -     | -     | -     | 1     | 2     | 2     | -     | 3     | -     | -     | -     | -                 | 289  |
| -     | -     | -     | -     | -     | -     | 1     | 1     | 1     | 1     | 1     | 1     | -     | -     | -                 | -  |
| 2     | 2     | -     | 1     | -     | 1     | 1     | 2     | 3     | 6     | 9     | 10    | 6     | 16    | 2                 | 290-299  |
| -     | 2     | 1     | 1     | -     | -     | 4     | -     | 7     | 7     | 5     | 12    | 15    | 12    | 4                 | -  |
| -     | -     | -     | -     | -     | -     | -     | -     | -     | 2     | 1     | 2     | 1     | 6     | -                 | 290  |
| -     | -     | -     | -     | -     | -     | -     | -     | 1     | 1     | 2     | 2     | 2     | 3     | 2                 | -  |
| 1     | -     | -     | -     | -     | -     | -     | -     | -     | -     | 1     | -     | -     | 1     | -                 | 291  |
| -     | -     | -     | -     | -     | -     | -     | -     | 1     | 1     | -     | 1     | 3     | -     | -                 | -  |
| 1     | -     | -     | -     | -     | 1     | 1     | -     | 2     | 2     | 2     | 3     | -     | 1     | 1                 | 292  |
| -     | 2     | 1     | 1     | -     | -     | 1     | -     | 1     | 2     | 2     | 2     | 3     | 3     | 1                 | -  |
| -     | -     | -     | 1     | -     | -     | -     | -     | -     | 2     | 3     | 4     | 3     | 6     | 1                 | 293  |
| -     | -     | -     | -     | -     | -     | 1     | -     | 2     | 2     | 1     | 7     | 6     | 6     | 1                 | -  |
| -     | -     | -     | -     | -     | -     | -     | 1     | -     | -     | 1     | -     | -     | -     | -                 | 294  |
| -     | -     | -     | -     | -     | -     | -     | -     | -     | -     | -     | -     | -     | -     | -                 | 295  |
| -     | 1     | -     | -     | -     | -     | -     | -     | 1     | -     | 1     | 1     | 1     | 2     | -                 | 296  |
| -     | -     | -     | -     | -     | -     | 2     | -     | -     | 1     | -     | -     | 1     | -     | -                 | -  |
| -     | 1     | -     | -     | -     | -     | -     | 1     | -     | -     | -     | -     | 1     | -     | -                 | 298  |
| -     | -     | -     | -     | -     | -     | -     | -     | 1     | -     | -     | -     | -     | -     | -                 | -  |
| -     | -     | -     | -     | -     | -     | -     | -     | 1     | -     | -     | -     | -     | -     | -                 | 299  |
| -     | -     | 1     | -     | 1     | -     | -     | 1     | -     | 1     | 2     | 1     | -     | 2     | 1                 | 300-326  |
| 2     | 1     | 2     | -     | 1     | -     | 1     | -     | 2     | 1     | 1     | 2     | 1     | 1     | 1                 | -  |
| -     | -     | -     | -     | -     | -     | -     | 1     | -     | -     | -     | -     | -     | -     | -                 | 300  |
| -     | -     | -     | -     | -     | -     | -     | -     | -     | -     | 1     | -     | -     | 1     | -                 | 304  |
| -     | -     | -     | -     | -     | -     | -     | -     | -     | -     | -     | 2     | -     | 1     | 1                 | -  |
| -     | -     | -     | -     | -     | -     | -     | -     | -     | -     | 1     | -     | -     | -     | -                 | 307  |
| -     | -     | -     | -     | -     | -     | -     | -     | -     | -     | 1     | -     | -     | -     | -                 | 309  |
| -     | -     | -     | -     | -     | -     | -     | -     | 1     | 1     | -     | -     | -     | -     | -                 | 311  |
| 1     | -     | -     | -     | -     | -     | -     | -     | -     | -     | -     | -     | -     | -     | -                 | 318  |
| -     | -     | -     | -     | -     | -     | -     | -     | -     | -     | -     | -     | -     | 1     | -                 | -  |
| -     | -     | -     | -     | -     | -     | -     | -     | -     | -     | 1     | 1     | -     | -     | 1                 | 322  |
| -     | 1     | -     | -     | -     | -     | -     | -     | -     | -     | -     | -     | 1     | -     | -                 | -  |
| -     | -     | 1     | -     | 1     | -     | -     | 1     | -     | 1     | -     | -     | -     | -     | -                 | 325  |
| 1     | -     | 2     | -     | 1     | -     | -     | -     | 1     | -     | -     | -     | -     | -     | -                 | -  |
| 8     | 4     | 11    | 8     | 13    | 21    | 42    | 73    | 119   | 140   | 287   | 380   | 402   | 313   | 270               | 330-398  |
| 3     | 3     | 5     | 11    | 8     | 17    | 34    | 72    | 92    | 142   | 254   | 420   | 484   | 482   | 463               | -  |
| 2     | 1     | 4     | 2     | 2     | 6     | 7     | 6     | 12    | 12    | 17    | 10    | 1     | 5     | 1                 | 330  |
| 1     | -     | 1     | 5     | 2     | 6     | 10    | 19    | 12    | 16    | 8     | 16    | 12    | 9     | 5                 | -  |
| 1     | 3     | -     | 2     | 5     | 6     | 21    | 39    | 48    | 66    | 118   | 145   | 139   | 88    | 84                | 331  |
| -     | -     | -     | 3     | 1     | 4     | 17    | 31    | 47    | 74    | 116   | 178   | 197   | 172   | 124               | -  |





## DETAILED LIST, 7th REVISION, 1955) AND BY SEX AND AGE.

| death |       |       |       |       |       |       |       |       |       |       |       |       |       |                   | Detailed<br>Inter-<br>national<br>List<br>Number |
|-------|-------|-------|-------|-------|-------|-------|-------|-------|-------|-------|-------|-------|-------|-------------------|--|
| 15-19 | 20-24 | 25-29 | 30-34 | 35-39 | 40-44 | 45-49 | 50-54 | 55-59 | 60-64 | 65-69 | 70-74 | 75-79 | 80-84 | 85<br>and<br>over |  |
| -     | -     | -     | 1     | -     | -     | 4     | 13    | 30    | 35    | 92    | 160   | 181   | 160   | 140               | 332  |
| -     | -     | -     | -     | -     | -     | 2     | 8     | 12    | 29    | 80    | 165   | 191   | 224   | 247               |  |
| -     | -     | -     | -     | -     | -     | 1     | 3     | 9     | 12    | 22    | 31    | 47    | 43    | 34                | 334  |
| -     | -     | -     | -     | -     | -     | -     | 6     | 8     | 8     | 27    | 31    | 54    | 52    | 65                |  |
| -     | -     | -     | -     | 1     | -     | 3     | 1     | 1     | -     | -     | -     | -     | -     | -                 | 340  |
| -     | -     | -     | -     | -     | 1     | -     | -     | 1     | -     | -     | -     | 1     | -     | -                 |  |
| -     | -     | -     | -     | -     | -     | -     | -     | -     | -     | 1     | -     | -     | -     | -                 | 341  |
| -     | -     | -     | -     | -     | -     | -     | -     | -     | -     | -     | -     | -     | -     | -                 |  |
| -     | -     | -     | -     | -     | -     | 1     | -     | 3     | -     | -     | 1     | -     | -     | -                 | 342  |
| -     | 1     | -     | -     | -     | -     | -     | -     | -     | -     | -     | -     | -     | -     | -                 |  |
| 1     | -     | -     | -     | -     | 1     | 1     | -     | 1     | -     | 1     | -     | 1     | -     | -                 | 343  |
| -     | -     | -     | -     | -     | 1     | -     | -     | -     | -     | -     | -     | -     | -     | -                 |  |
| -     | -     | -     | -     | -     | -     | -     | -     | -     | -     | -     | -     | -     | -     | -                 | 344  |
| -     | -     | 1     | -     | 2     | 1     | 2     | 4     | 4     | 3     | 7     | 2     | -     | -     | -                 | 345  |
| 1     | -     | 1     | 1     | 1     | 3     | 2     | 3     | 6     | 3     | 4     | 3     | 1     | 1     | -                 |  |
| -     | -     | -     | -     | -     | -     | -     | 1     | 1     | 2     | 8     | 13    | 13    | 7     | 1                 | 350  |
| -     | -     | -     | -     | -     | -     | -     | -     | 3     | 4     | 10    | 7     | 9     | 3     | 3                 |  |
| -     | -     | -     | -     | 1     | -     | -     | -     | -     | -     | -     | -     | -     | -     | -                 | 351  |
| -     | -     | -     | -     | -     | -     | -     | -     | -     | 1     | -     | 2     | -     | -     | -                 |  |
| -     | -     | -     | 1     | -     | -     | -     | -     | 3     | 5     | 9     | 7     | 15    | 10    | 7                 | 352  |
| -     | -     | -     | -     | -     | 1     | 1     | -     | 1     | 4     | 5     | 12    | 17    | 14    | 14                |  |
| 4     | -     | 5     | 1     | 3     | 4     | -     | 2     | 3     | 2     | 4     | 2     | 3     | -     | 1                 | 353  |
| 1     | 2     | 2     | 1     | 3     | 1     | -     | 3     | -     | 1     | 1     | 2     | -     | 1     | -                 |  |
| -     | -     | -     | -     | -     | -     | 1     | -     | 2     | -     | 1     | 3     | 1     | -     | 2                 | 355  |
| -     | -     | -     | -     | -     | -     | 1     | 1     | 1     | 1     | 2     | 1     | 1     | 3     | 3                 |  |
| -     | -     | -     | -     | -     | -     | 1     | 3     | 1     | 2     | 7     | 6     | -     | -     | -                 | 356  |
| -     | -     | -     | -     | -     | -     | -     | 1     | 1     | 1     | 1     | 2     | 1     | -     | 1                 |  |
| -     | -     | 1     | -     | -     | -     | -     | -     | -     | -     | 1     | -     | 1     | -     | -                 | 357  |
| -     | -     | 1     | 1     | -     | -     | 1     | -     | -     | -     | -     | -     | -     | 1     | -                 |  |
| -     | -     | -     | -     | -     | -     | -     | -     | 1     | -     | -     | -     | -     | -     | -                 | 364  |
| -     | -     | -     | -     | -     | -     | -     | -     | -     | -     | -     | -     | -     | -     | -                 | 366  |
| -     | -     | -     | -     | -     | -     | -     | -     | -     | -     | -     | -     | -     | 1     | -                 |  |
| -     | -     | -     | -     | -     | -     | -     | 1     | -     | -     | -     | -     | -     | -     | -                 | 386  |
| -     | -     | -     | -     | -     | -     | -     | -     | -     | -     | -     | -     | -     | -     | -                 | 387  |
| -     | -     | -     | -     | -     | -     | -     | -     | -     | -     | -     | -     | -     | -     | 1                 |  |
| -     | -     | -     | -     | -     | 2     | -     | -     | -     | -     | -     | -     | -     | -     | -                 | 391  |
| -     | -     | -     | -     | -     | -     | -     | -     | -     | -     | -     | -     | -     | 1     | -                 | 393  |
| -     | -     | -     | 1     | -     | -     | -     | -     | -     | -     | -     | -     | -     | -     | -                 | 394  |
| -     | -     | -     | -     | -     | -     | -     | -     | -     | -     | -     | 1     | -     | -     | -                 |  |
| -     | -     | -     | -     | -     | 1     | -     | -     | -     | -     | -     | -     | -     | -     | -                 | 396  |
| 3     | 4     | 7     | 11    | 34    | 68    | 136   | 292   | 469   | 614   | 926   | 1,083 | 1,107 | 990   | 971               | 400-468  |
| 1     | 6     | 4     | 12    | 21    | 38    | 71    | 123   | 189   | 310   | 498   | 829   | 928   | 1,028 | 1,276             |  |
| -     | -     | -     | -     | -     | -     | -     | 2     | -     | 1     | -     | -     | -     | -     | -                 | 401  |



## DETAILED LIST, 7th REVISION, 1955) AND BY SEX AND AGE.

| death |       |       |       |       |       |       |       |       |       |       |       |       |       | Detailed<br>Inter-<br>national<br>List<br>Number |                   |
|-------|-------|-------|-------|-------|-------|-------|-------|-------|-------|-------|-------|-------|-------|--|-------------------|
| 15-19 | 20-24 | 25-29 | 30-34 | 35-39 | 40-44 | 45-49 | 50-54 | 55-59 | 60-64 | 65-69 | 70-74 | 75-79 | 80-84 |  | 85<br>and<br>over |
| -     | -     | -     | -     | -     | -     | -     | -     | -     | -     | -     | -     | 1     | -     | -  | 402               |
| -     | -     | -     | -     | -     | -     | -     | -     | -     | -     | -     | -     | -     | -     | -  | -                 |
| -     | -     | -     | -     | 2     | 5     | 2     | 4     | 10    | 7     | 8     | 15    | 10    | 4     | 3  | 410               |
| 1     | 3     | -     | 1     | 2     | 2     | 4     | 10    | 10    | 7     | 16    | 9     | 22    | 11    | 14   | -                 |
| -     | -     | -     | -     | -     | 2     | -     | -     | -     | -     | 1     | -     | 1     | -     | -  | 411               |
| -     | -     | -     | 1     | -     | -     | -     | 1     | -     | -     | 1     | 1     | -     | -     | -  | -                 |
| 1     | -     | -     | -     | -     | -     | -     | -     | -     | -     | -     | -     | -     | -     | -  | 412               |
| -     | -     | -     | -     | -     | -     | -     | -     | -     | -     | 1     | -     | -     | -     | 1  | -                 |
| -     | -     | -     | -     | -     | -     | -     | -     | -     | -     | -     | -     | 1     | -     | -  | 413               |
| 1     | 1     | -     | -     | -     | 1     | -     | 1     | -     | 2     | -     | -     | 2     | -     | 1  | 414               |
| -     | -     | -     | -     | -     | -     | -     | 1     | -     | 1     | 1     | -     | 1     | -     | -  | -                 |
| -     | -     | -     | -     | -     | -     | -     | -     | 1     | -     | -     | 1     | -     | -     | -  | 415               |
| -     | -     | 1     | -     | 1     | 1     | 5     | 3     | 2     | -     | 4     | 5     | 3     | 1     | -  | 416               |
| -     | -     | 1     | 1     | 1     | 2     | 6     | 3     | 4     | 5     | 5     | 4     | 4     | 2     | -  | -                 |
| -     | -     | 4     | 8     | 24    | 45    | 107   | 219   | 356   | 458   | 642   | 622   | 518   | 336   | 251  | 420               |
| -     | -     | 2     | 2     | 8     | 18    | 36    | 59    | 117   | 187   | 264   | 402   | 357   | 317   | 281  | -                 |
| -     | -     | -     | -     | -     | -     | 1     | -     | 3     | 4     | 8     | 28    | 18    | 27    | 24   | 420.0             |
| -     | -     | -     | -     | -     | -     | -     | 2     | -     | 2     | 10    | 20    | 26    | 25    | 31   | -                 |
| -     | -     | 4     | 8     | 24    | 45    | 106   | 218   | 353   | 452   | 631   | 594   | 500   | 308   | 226  | 420.1             |
| -     | -     | 2     | 2     | 8     | 18    | 36    | 57    | 117   | 185   | 254   | 382   | 329   | 292   | 250  | -                 |
| -     | -     | -     | -     | -     | -     | -     | 1     | -     | 2     | 3     | -     | -     | 1     | 1  | 420.2             |
| -     | -     | -     | -     | -     | -     | -     | -     | -     | -     | -     | -     | 2     | -     | -  | -                 |
| -     | -     | -     | -     | 1     | 1     | 3     | 4     | 9     | 9     | 12    | 18    | 17    | 22    | 23   | 421               |
| -     | -     | -     | -     | 1     | 3     | 3     | -     | 3     | 5     | 18    | 21    | 18    | 24    | 20   | -                 |
| -     | -     | -     | 1     | -     | -     | 2     | 9     | 11    | 30    | 75    | 151   | 248   | 300   | 411  | 422               |
| -     | -     | -     | 2     | 2     | 2     | 5     | 11    | 11    | 28    | 60    | 148   | 230   | 360   | 551  | -                 |
| -     | -     | -     | -     | -     | 1     | 1     | -     | 1     | -     | 1     | -     | -     | -     | -  | 430               |
| -     | 1     | -     | -     | -     | -     | -     | 1     | 2     | 2     | 1     | -     | 1     | -     | -  | -                 |
| -     | -     | -     | -     | 1     | 1     | -     | -     | 1     | 1     | 1     | 1     | -     | 1     | 2  | 431               |
| -     | -     | 1     | -     | -     | 1     | -     | -     | -     | -     | -     | 1     | 2     | -     | 1  | -                 |
| -     | -     | 1     | -     | 1     | 1     | -     | 10    | 15    | 18    | 40    | 58    | 55    | 58    | 40   | 433               |
| -     | 1     | -     | 1     | -     | 3     | -     | 4     | 6     | 10    | 27    | 53    | 54    | 69    | 64   | -                 |
| -     | 1     | -     | -     | -     | 4     | 8     | 6     | 19    | 24    | 35    | 66    | 87    | 84    | 62   | 434               |
| -     | 1     | -     | 1     | -     | 1     | 7     | 6     | 16    | 15    | 37    | 57    | 44    | 68    | 88   | -                 |
| -     | -     | -     | -     | -     | -     | -     | -     | -     | -     | -     | 1     | 3     | 1     | 1  | 440               |
| -     | -     | -     | -     | -     | -     | -     | -     | -     | -     | 2     | -     | 6     | 2     | 2  | -                 |
| -     | -     | -     | -     | 1     | -     | -     | 5     | 1     | -     | -     | -     | -     | -     | -  | 441               |
| -     | -     | -     | -     | -     | -     | -     | -     | -     | 2     | 1     | -     | 1     | 1     | -  | -                 |
| -     | -     | -     | -     | -     | -     | -     | -     | -     | -     | 1     | -     | -     | -     | -  | 442               |
| -     | -     | -     | 1     | -     | 1     | -     | 3     | 8     | 15    | 35    | 42    | 51    | 49    | 29   | 443               |
| -     | -     | -     | -     | -     | -     | 3     | 9     | 5     | 13    | 22    | 42    | 62    | 46    | 47   | -                 |
| -     | -     | -     | -     | -     | -     | -     | 8     | 8     | 7     | 13    | 13    | 13    | 12    | 15   | 444               |
| -     | -     | -     | -     | -     | 1     | 2     | 2     | 5     | 8     | 7     | 22    | 22    | 15    | 19   | -                 |
| -     | 2     | -     | 1     | 1     | 3     | 5     | 7     | 6     | 10    | 4     | 4     | 1     | 2     | -  | 445               |
| -     | -     | -     | 1     | 1     | -     | 1     | 4     | -     | 4     | -     | 2     | 1     | 2     | 1  | -                 |
| -     | -     | -     | -     | 1     | -     | -     | 1     | 1     | 1     | 4     | 4     | 3     | -     | 1  | 446               |
| -     | -     | -     | -     | -     | -     | -     | 1     | -     | 1     | 3     | -     | 4     | 2     | 1  | -                 |
| -     | -     | -     | -     | 1     | 1     | -     | 4     | 2     | 13    | 25    | 48    | 60    | 94    | 121  | 450               |
| -     | -     | -     | -     | -     | -     | 1     | -     | 2     | 9     | 18    | 38    | 80    | 87    | 166  | -                 |

TABLE 19 (contd.) - DEATHS IN 1967, CLASSIFIED BY CAUSE (INTERNATIONAL

| Detailed International List Number | Cause of death   |   | Age at   |              |    |   |   |   |               |     |       |
|------------------------------------|--|---|----------|--------------|----|---|---|---|---------------|-----|-------|
|                                    |  |   | All ages | Under 1 year | 1  | 2 | 3 | 4 | Total under 5 | 5-9 | 10-14 |
| 451                                | Aortic aneurysm, nonsyphilitic, and dissecting aneurysm                              | M | 47       | -            | -  | - | - | - | -             | -   | -     |
|                                    |  | F | 23       | -            | -  | - | - | - | -             | -   | -     |
| 452                                | Other aneurysm, except of heart and aorta  | M | 12       | -            | -  | - | - | - | -             | -   | -     |
|                                    |  | F | 6        | -            | -  | - | - | - | -             | -   | -     |
| 453                                | Peripheral vascular disease  | M | 13       | -            | -  | - | - | - | -             | -   | -     |
|                                    |  | F | 3        | -            | -  | - | - | - | -             | -   | -     |
| 454                                | Arterial embolism and thrombosis   | M | 8        | -            | -  | - | - | - | -             | -   | -     |
|                                    |  | F | 4        | -            | -  | - | - | - | -             | -   | -     |
| 455                                | Gangrene of unspecified cause  | M | 14       | -            | -  | - | - | - | -             | -   | -     |
|                                    |  | F | 9        | -            | -  | - | - | - | -             | -   | -     |
| 456                                | Other diseases of arteries   | M | 4        | -            | -  | - | - | - | -             | -   | -     |
|                                    |  | F | 9        | -            | -  | - | - | - | -             | -   | -     |
| 460                                | Varicose veins of lower extremities  | M | 3        | -            | -  | - | - | - | -             | -   | -     |
|                                    |  | F | 6        | -            | -  | - | - | - | -             | -   | -     |
| 461                                | Haemorrhoids   | M | 2        | -            | -  | - | - | - | -             | -   | -     |
|                                    |  | F | -        | -            | -  | - | - | - | -             | -   | -     |
| 462                                | Varicose veins of other specified sites  | M | 3        | 1            | -  | - | - | - | 1             | -   | -     |
|                                    |  | F | -        | -            | -  | - | - | - | -             | -   | -     |
| 463                                | Phlebitis and thrombophlebitis of lower extremities                                  | M | 9        | -            | -  | - | - | - | -             | -   | -     |
|                                    |  | F | 3        | -            | -  | - | - | - | -             | -   | -     |
| 464                                | Phlebitis and thrombophlebitis of other sites  | M | 2        | -            | -  | - | - | - | -             | -   | -     |
|                                    |  | F | 8        | -            | -  | - | - | - | -             | -   | -     |
| 465                                | Pulmonary embolism and infarction  | M | 31       | -            | -  | - | - | - | -             | -   | -     |
|                                    |  | F | 31       | -            | -  | - | - | - | -             | -   | -     |
| 466                                | Other venous embolism and thrombosis   | M | 34       | -            | -  | - | - | - | -             | -   | -     |
|                                    |  | F | 41       | 1            | -  | - | - | - | 1             | -   | -     |
| 467                                | Other diseases of circulatory system   | M | 1        | -            | -  | - | - | - | -             | -   | -     |
|                                    |  | F | 3        | -            | -  | - | - | - | -             | -   | -     |
| 470-527                            | VIII. Diseases of the respiratory system   | M | 1,810    | 87           | 15 | 3 | 1 | 3 | 109           | 2   | 10    |
|                                    |  | F | 1,249    | 59           | 12 | 3 | - | 1 | 75            | 4   | 8     |
| 470                                | Acute nasopharyngitis (common cold)  | M | -        | -            | -  | - | - | - | -             | -   | -     |
|                                    |  | F | 1        | 1            | -  | - | - | - | 1             | -   | -     |
| 473                                | Acute tonsillitis  | M | -        | -            | -  | - | - | - | -             | -   | -     |
|                                    |  | F | 1        | -            | -  | - | - | - | -             | -   | -     |
| 475                                | Acute upper respiratory infection of multiple or unspecified sites                   | M | 2        | 1            | 1  | - | - | - | 2             | -   | -     |
|                                    |  | F | 4        | -            | -  | - | - | - | -             | -   | -     |
| 480                                | Influenza with pneumonia   | M | 16       | 1            | -  | - | - | - | 1             | -   | -     |
|                                    |  | F | 21       | 2            | -  | - | - | - | 2             | -   | -     |
| 481                                | Influenza with other respiratory manifestations and influenza unqualified            | M | 29       | 1            | -  | - | - | - | 1             | -   | -     |
|                                    |  | F | 33       | -            | -  | - | - | - | -             | -   | -     |
| 482                                | Influenza with digestive manifestations, but without respiratory symptoms            | M | -        | -            | -  | - | - | - | -             | -   | -     |
|                                    |  | F | 2        | -            | -  | - | - | - | -             | -   | -     |
| 483                                | Influenza with nervous manifestations, but without digestive or respiratory symptoms | M | 1        | -            | -  | - | - | - | -             | -   | -     |
|                                    |  | F | -        | -            | -  | - | - | - | -             | -   | -     |
| 490                                | Lobar pneumonia  | M | 48       | 2            | -  | - | - | - | 2             | -   | -     |
|                                    |  | F | 52       | 3            | -  | - | - | - | 3             | -   | -     |
| 491                                | Bronchopneumonia   | M | 371      | 41           | 8  | 2 | 1 | 1 | 53            | 1   | 3     |
|                                    |  | F | 375      | 32           | 8  | 2 | - | - | 42            | 2   | 2     |

## DETAILED LIST, 7th REVISION, 1955) AND BY SEX AND AGE.

| death |       |       |       |       |       |       |       |       |       |       |       |       |       |                   | Detailed<br>Inter-<br>national<br>List<br>Number |
|-------|-------|-------|-------|-------|-------|-------|-------|-------|-------|-------|-------|-------|-------|-------------------|--|
| 15-19 | 20-24 | 25-29 | 30-34 | 35-39 | 40-44 | 45-49 | 50-54 | 55-59 | 60-64 | 65-69 | 70-74 | 75-79 | 80-84 | 85<br>and<br>over |  |
| -     | -     | -     | -     | -     | -     | 2     | 2     | 2     | 8     | 8     | 6     | 13    | 5     | 1                 | 451  |
| -     | -     | -     | -     | 1     | -     | -     | -     | 2     | 1     | 2     | 3     | 6     | 7     | 1                 | 452  |
| 1     | -     | -     | -     | -     | -     | 1     | 2     | -     | 1     | 1     | 3     | 3     | -     | -                 | 453  |
| -     | -     | -     | 1     | 1     | -     | -     | -     | -     | -     | -     | -     | 1     | 2     | 1                 | 454  |
| -     | -     | -     | -     | -     | -     | -     | -     | 4     | -     | 1     | 2     | 3     | 1     | 2                 | 455  |
| -     | -     | -     | -     | -     | -     | -     | -     | -     | -     | -     | -     | -     | 1     | 2                 | 456  |
| -     | -     | -     | -     | -     | -     | -     | -     | 1     | -     | 1     | -     | 1     | 4     | 1                 | 457  |
| -     | -     | -     | -     | -     | -     | -     | -     | -     | -     | -     | 2     | -     | 1     | 1                 | 458  |
| -     | -     | -     | -     | -     | -     | -     | -     | -     | 1     | 2     | 1     | 2     | 5     | 3                 | 459  |
| -     | -     | -     | -     | 1     | -     | -     | -     | -     | 2     | -     | 2     | -     | 2     | 2                 | 460  |
| -     | -     | -     | -     | -     | -     | 1     | 1     | 1     | -     | 1     | 1     | -     | -     | -                 | 461  |
| -     | -     | -     | -     | -     | 1     | 1     | 1     | -     | 1     | 1     | 2     | -     | 1     | 1                 | 462  |
| -     | -     | -     | -     | -     | -     | -     | -     | -     | -     | -     | 1     | 2     | -     | -                 | 463  |
| -     | -     | 1     | -     | -     | -     | -     | -     | -     | -     | 1     | -     | -     | -     | -                 | 464  |
| -     | -     | -     | -     | -     | -     | -     | -     | -     | -     | -     | -     | -     | -     | -                 | 465  |
| -     | -     | -     | -     | -     | -     | -     | -     | -     | -     | -     | -     | 1     | 1     | -                 | 466  |
| -     | -     | -     | -     | -     | 1     | -     | 1     | 2     | 1     | 2     | 2     | -     | -     | -                 | 467  |
| -     | -     | -     | -     | -     | -     | -     | -     | -     | -     | -     | 2     | -     | -     | -                 | 468  |
| -     | -     | -     | -     | -     | -     | -     | 2     | 1     | 2     | -     | 2     | -     | -     | 1                 | 469  |
| -     | -     | -     | -     | 1     | -     | -     | 2     | 4     | 3     | 2     | 7     | 3     | 6     | 3                 | 470  |
| -     | -     | -     | 1     | 2     | 3     | -     | 2     | 1     | 3     | 5     | 4     | 7     | 3     | -                 | 471  |
| -     | -     | -     | -     | -     | -     | -     | -     | 4     | 5     | 6     | 9     | 5     | 4     | 1                 | 472  |
| -     | -     | -     | -     | -     | 1     | 1     | 4     | 2     | 3     | 5     | 10    | 4     | 4     | 6                 | 473  |
| -     | -     | -     | -     | -     | -     | -     | -     | -     | -     | -     | 1     | -     | -     | -                 | 474  |
| -     | -     | -     | -     | -     | -     | 1     | -     | 1     | -     | -     | 1     | -     | -     | -                 | 475  |
| 5     | 5     | 8     | 4     | 7     | 14    | 31    | 52    | 112   | 177   | 247   | 303   | 260   | 253   | 211               | 476-527  |
| 2     | 3     | 6     | 7     | 8     | 15    | 17    | 45    | 44    | 62    | 104   | 165   | 211   | 229   | 244               | 477  |
| -     | -     | -     | -     | -     | -     | -     | -     | -     | -     | -     | -     | -     | -     | -                 | 478  |
| -     | -     | -     | -     | -     | -     | -     | -     | -     | -     | -     | -     | -     | -     | -                 | 479  |
| -     | 1     | -     | -     | -     | -     | -     | -     | -     | -     | -     | -     | -     | -     | -                 | 480  |
| -     | -     | -     | -     | -     | -     | -     | -     | -     | -     | -     | -     | -     | -     | -                 | 481  |
| -     | -     | -     | -     | -     | -     | -     | -     | -     | -     | -     | -     | -     | -     | -                 | 482  |
| -     | -     | -     | -     | -     | 1     | -     | -     | -     | -     | 1     | -     | 2     | -     | -                 | 483  |
| -     | -     | -     | -     | -     | -     | 1     | 1     | -     | -     | 1     | 4     | 1     | 3     | 4                 | 484  |
| -     | -     | -     | -     | -     | -     | -     | -     | 1     | -     | 1     | 6     | 2     | 4     | 5                 | 485  |
| -     | -     | 1     | -     | -     | -     | -     | -     | -     | 1     | 3     | 4     | 3     | 6     | 7                 | 486  |
| -     | -     | 1     | -     | -     | -     | 2     | -     | 2     | 2     | 4     | -     | 7     | 7     | 8                 | 487  |
| -     | -     | -     | -     | -     | -     | -     | -     | -     | -     | -     | -     | -     | -     | -                 | 488  |
| -     | -     | -     | -     | -     | -     | -     | -     | -     | -     | -     | -     | 2     | -     | -                 | 489  |
| -     | -     | -     | -     | -     | -     | -     | -     | -     | -     | -     | -     | -     | -     | 1                 | 490  |
| -     | -     | -     | -     | -     | 2     | 2     | -     | 1     | 2     | 7     | 9     | 9     | 7     | 7                 | 491  |
| -     | -     | -     | -     | -     | 1     | 1     | 7     | -     | 2     | 3     | 10    | 5     | 9     | 11                | 492  |
| 1     | 1     | 1     | 2     | 2     | -     | 4     | 4     | 13    | 15    | 31    | 56    | 53    | 56    | 75                | 493  |
| 1     | -     | -     | 2     | 3     | 2     | 3     | 8     | 8     | 11    | 22    | 43    | 63    | 79    | 84                | 494  |



## DETAILED LIST, 7th REVISION, 1955) AND BY SEX AND AGE.

| death |       |       |       |       |       |       |       |       |       |       |       |       |       |                   | Detailed<br>Inter-<br>national<br>List<br>Number |
|-------|-------|-------|-------|-------|-------|-------|-------|-------|-------|-------|-------|-------|-------|-------------------|--|
| 15-19 | 20-24 | 25-29 | 30-34 | 35-39 | 40-44 | 45-49 | 50-54 | 55-59 | 60-64 | 65-69 | 70-74 | 75-79 | 80-84 | 85<br>and<br>over |  |
| 1     | 1     | 1     | -     | -     | -     | -     | -     | -     | -     | 1     | 4     | 1     | -     | 1                 | 492  |
| -     | -     | -     | -     | -     | -     | 1     | -     | -     | -     | -     | 1     | 1     | 2     | 1                 | 493  |
| 2     | -     | -     | -     | 1     | 2     | 4     | 4     | 5     | 7     | 12    | 27    | 22    | 30    | 26                | 493  |
| 1     | -     | 3     | 2     | -     | 1     | -     | 5     | 3     | 7     | 10    | 17    | 20    | 21    | 25                | 500  |
| -     | -     | -     | -     | -     | -     | 1     | 1     | 3     | -     | 9     | 3     | 9     | 11    | 5                 | 500  |
| -     | -     | -     | -     | -     | -     | -     | -     | -     | 2     | -     | 5     | 6     | 7     | 13                | 501  |
| -     | 1     | 2     | -     | -     | 2     | 2     | 7     | 16    | 11    | 23    | 22    | 22    | 22    | 20                | 501  |
| -     | 1     | -     | -     | 1     | -     | -     | 2     | 2     | 3     | 5     | 14    | 21    | 20    | 22                | 501  |
| -     | -     | 2     | 1     | 1     | 5     | 14    | 28    | 57    | 108   | 126   | 140   | 109   | 85    | 55                | 502  |
| -     | 1     | -     | 2     | 3     | 6     | 5     | 13    | 21    | 29    | 40    | 49    | 54    | 53    | 43                | 502  |
| -     | -     | -     | -     | -     | -     | -     | 1     | -     | -     | -     | -     | -     | -     | -                 | 511  |
| -     | -     | -     | -     | -     | -     | -     | -     | -     | -     | -     | -     | -     | -     | -                 | 518  |
| -     | -     | -     | -     | -     | -     | -     | -     | -     | 1     | -     | -     | 1     | -     | -                 | 518  |
| -     | -     | -     | -     | -     | -     | -     | -     | -     | -     | -     | 2     | -     | 2     | -                 | 519  |
| -     | -     | -     | -     | -     | -     | -     | -     | -     | -     | 1     | -     | 1     | -     | -                 | 519  |
| -     | -     | -     | -     | -     | -     | -     | -     | -     | 1     | -     | -     | -     | -     | -                 | 520  |
| -     | -     | -     | -     | -     | -     | -     | -     | -     | -     | 1     | -     | -     | -     | -                 | 520  |
| -     | -     | -     | -     | -     | -     | -     | -     | -     | -     | 1     | -     | -     | 1     | -                 | 521  |
| -     | -     | -     | -     | -     | -     | -     | 1     | -     | -     | -     | 1     | -     | -     | 1                 | 521  |
| -     | -     | -     | -     | -     | -     | 1     | 1     | 3     | 2     | 6     | 8     | 10    | 20    | 6                 | 522  |
| -     | -     | -     | -     | -     | -     | -     | -     | 2     | 1     | 4     | 9     | 13    | 15    | 18                | 522  |
| -     | -     | -     | -     | -     | -     | -     | 1     | 1     | -     | -     | 1     | -     | -     | -                 | 523  |
| -     | -     | -     | -     | -     | -     | -     | -     | -     | -     | -     | -     | -     | -     | -                 | 523  |
| 1     | -     | -     | -     | -     | -     | -     | 1     | 3     | 3     | 3     | 2     | 1     | 1     | -                 | 525  |
| -     | -     | -     | -     | -     | 1     | -     | -     | 2     | 1     | 2     | 2     | -     | 1     | 1                 | 525  |
| -     | 2     | -     | 1     | 2     | 1     | -     | 1     | 2     | 7     | 8     | 7     | 9     | 2     | -                 | 526  |
| -     | -     | 2     | -     | -     | 3     | 1     | 4     | -     | -     | 4     | 1     | 5     | 3     | 2                 | 526  |
| -     | -     | 1     | -     | 1     | 2     | 2     | 2     | 7     | 18    | 16    | 14    | 11    | 7     | 4                 | 527  |
| -     | -     | -     | 1     | 1     | -     | 4     | 5     | 3     | 3     | 7     | 7     | 8     | 8     | 10                | 527  |
| 3     | 2     | 5     | 6     | 4     | 8     | 20    | 29    | 33    | 41    | 63    | 76    | 60    | 30    | 22                | 530-587  |
| 2     | 2     | 1     | 1     | 1     | 8     | 10    | 17    | 15    | 36    | 50    | 58    | 52    | 40    | 34                | 530-587  |
| -     | -     | -     | -     | -     | -     | -     | -     | -     | -     | -     | -     | -     | -     | -                 | 536  |
| -     | -     | -     | -     | -     | -     | -     | -     | -     | -     | -     | -     | -     | -     | -                 | 536  |
| -     | -     | -     | -     | -     | -     | -     | -     | -     | -     | -     | -     | 1     | -     | -                 | 538  |
| -     | -     | -     | -     | -     | -     | -     | -     | -     | -     | -     | -     | -     | -     | -                 | 538  |
| 1     | -     | -     | -     | -     | -     | -     | -     | -     | -     | -     | 1     | 1     | -     | -                 | 539  |
| -     | -     | -     | -     | -     | -     | 1     | -     | -     | -     | 1     | 1     | -     | -     | -                 | 539  |
| -     | -     | 3     | 2     | 1     | -     | 4     | 4     | 5     | 11    | 11    | 12    | 14    | 6     | 3                 | 540  |
| -     | -     | -     | -     | -     | 1     | -     | 2     | 2     | 5     | 9     | 9     | 7     | 6     | 3                 | 540  |
| -     | -     | -     | -     | 2     | -     | 1     | 3     | 3     | 7     | 13    | 15    | 7     | 6     | 3                 | 541  |
| -     | -     | -     | -     | -     | 1     | 2     | -     | -     | 5     | 3     | 2     | 4     | 3     | 2                 | 541  |
| -     | -     | -     | -     | -     | -     | -     | -     | -     | -     | 1     | -     | -     | -     | -                 | 542  |
| -     | -     | -     | -     | -     | -     | -     | -     | -     | -     | -     | -     | -     | -     | -                 | 542  |
| -     | -     | -     | -     | -     | -     | -     | -     | -     | -     | 1     | -     | -     | 1     | 1                 | 543  |
| -     | -     | -     | -     | -     | -     | -     | -     | -     | 1     | -     | -     | 1     | -     | -                 | 543  |
| -     | -     | -     | -     | -     | -     | -     | -     | -     | -     | -     | -     | 2     | -     | -                 | 544  |
| -     | -     | -     | -     | -     | -     | -     | -     | -     | -     | -     | -     | -     | -     | 1                 | 544  |
| -     | -     | -     | -     | -     | -     | 1     | 1     | 1     | -     | 1     | 2     | -     | -     | -                 | 545  |
| -     | -     | -     | -     | -     | -     | -     | -     | -     | 1     | 3     | 1     | -     | -     | -                 | 545  |



TABLE 19 (contd.) - DEATHS IN 1967, CLASSIFIED BY CAUSE (INTERNATIONAL

| Detailed International List Number | Cause of death  |   | Age at   |              |   |   |   |   |               |     |       |
|------------------------------------|---|---|----------|--------------|---|---|---|---|---------------|-----|-------|
|                                    |   |   | All ages | Under 1 year | 1 | 2 | 3 | 4 | Total under 5 | 5-9 | 10-14 |
| 550                                | Acute appendicitis  | M | 8        | -            | 1 | - | 2 | - | 3             | -   | -     |
|                                    |   | F | 7        | -            | - | - | - | - | -             | 1   | -     |
| 551                                | Appendicitis, unqualified   | M | 2        | -            | - | - | - | - | -             | -   | -     |
|                                    |   | F | 3        | -            | - | - | - | - | -             | -   | -     |
| 552                                | Other appendicitis  | M | 1        | -            | - | - | - | - | -             | -   | -     |
|                                    |   | F | -        | -            | - | - | - | - | -             | -   | -     |
| 560                                | Hernia of abdominal cavity without mention of obstruction             | M | 11       | 2            | - | - | - | - | 2             | -   | -     |
|                                    |   | F | 8        | 1            | 1 | - | - | - | 2             | -   | -     |
| 561                                | Hernia of abdominal cavity with obstruction                           | M | 13       | -            | - | - | - | - | -             | -   | -     |
|                                    |   | F | 12       | -            | - | - | - | - | -             | -   | 1     |
| 570                                | Intestinal obstruction, without mention of hernia                     | M | 52       | 1            | - | - | - | - | 1             | -   | -     |
|                                    |   | F | 54       | -            | - | - | - | - | -             | -   | -     |
| 571                                | Gastro-enteritis and colitis, except ulcerative, age 4 weeks and over | M | 81       | 70           | 4 | 1 | - | - | 75            | -   | -     |
|                                    |   | F | 62       | 44           | 2 | 1 | - | - | 47            | 1   | -     |
| 572                                | Chronic enteritis and ulcerative colitis                              | M | 28       | -            | - | - | - | - | -             | -   | -     |
|                                    |   | F | 35       | -            | - | - | - | - | -             | -   | -     |
| 573                                | Functional disorders of intestines                                    | M | -        | -            | - | - | - | - | -             | -   | -     |
|                                    |   | F | 2        | -            | - | - | - | - | -             | -   | -     |
| 576                                | Peritonitis   | M | 5        | -            | - | - | - | - | -             | -   | -     |
|                                    |   | F | 5        | -            | - | - | - | - | -             | -   | -     |
| 577                                | Peritoneal adhesion   | M | -        | -            | - | - | - | - | -             | -   | -     |
|                                    |   | F | 1        | -            | - | - | - | - | -             | -   | -     |
| 578                                | Other diseases of intestines and peritoneum                           | M | 19       | -            | - | - | - | - | -             | -   | -     |
|                                    |   | F | 16       | -            | - | - | - | - | -             | -   | -     |
| 580                                | Acute and subacute yellow atrophy of liver                            | M | 3        | -            | - | - | - | - | -             | -   | -     |
|                                    |   | F | -        | -            | - | - | - | - | -             | -   | -     |
| 581                                | Cirrhosis of liver  | M | 53       | -            | - | - | - | - | -             | -   | -     |
|                                    |   | F | 23       | -            | - | - | - | - | -             | -   | -     |
| 582                                | Suppurative hepatitis and liver abscess                               | M | 1        | -            | - | - | - | - | -             | -   | -     |
|                                    |   | F | 1        | -            | - | - | - | - | -             | -   | -     |
| 583                                | Other diseases of liver   | M | 12       | -            | - | - | - | - | -             | -   | -     |
|                                    |   | F | 7        | -            | - | - | - | - | -             | -   | -     |
| 584                                | Cholelithiasis  | M | 3        | -            | - | - | - | - | -             | -   | -     |
|                                    |   | F | 14       | -            | - | - | - | - | -             | -   | -     |
| 585                                | Cholecystitis and cholangitis, without mention of calculi             | M | 12       | -            | - | - | - | - | -             | -   | -     |
|                                    |   | F | 19       | -            | - | - | - | - | -             | -   | -     |
| 586                                | Other diseases of gallbladder and biliary ducts                       | M | 11       | -            | - | - | - | - | -             | -   | -     |
|                                    |   | F | 18       | -            | - | - | - | - | -             | -   | -     |
| 587                                | Diseases of pancreas  | M | 17       | -            | - | - | 1 | - | 1             | -   | -     |
|                                    |   | F | 17       | -            | - | - | - | 2 | 2             | -   | -     |
| 590-637                            | X. Diseases of the genito-urinary system                              | M | 456      | 2            | 3 | - | 1 | - | 6             | 2   | -     |
|                                    |   | F | 260      | 2            | - | - | 1 | - | 3             | 1   | 2     |
| 590                                | Acute nephritis   | M | 3        | -            | - | - | 1 | - | 1             | 1   | -     |
|                                    |   | F | 6        | 1            | - | - | - | - | 1             | -   | 1     |
| 591                                | Nephritis with oedema, including nephrosis                            | M | 10       | -            | - | - | - | - | -             | 1   | -     |
|                                    |   | F | 11       | -            | - | - | - | - | -             | -   | -     |
| 592                                | Chronic nephritis   | M | 109      | -            | - | - | - | - | -             | -   | -     |
|                                    |   | F | 81       | -            | - | - | - | - | -             | -   | 1     |
| 593                                | Nephritis not specified as acute or chronic                           | M | 72       | -            | 2 | - | - | - | 2             | -   | -     |
|                                    |   | F | 54       | 1            | - | - | - | - | 1             | -   | -     |

## DETAILED LIST, 7th REVISION, 1955) AND BY SEX AND AGE.

| death |       |       |       |       |       |       |       |       |       |       |       |       |       |                   | Detailed<br>Inter-<br>national<br>List<br>Number |
|-------|-------|-------|-------|-------|-------|-------|-------|-------|-------|-------|-------|-------|-------|-------------------|--|
| 15-19 | 20-24 | 25-29 | 30-34 | 35-39 | 40-44 | 45-49 | 50-54 | 55-59 | 60-64 | 65-69 | 70-74 | 75-79 | 80-84 | 85<br>and<br>over |  |
| 1     | -     | -     | 1     | -     | -     | -     | -     | -     | 1     | 1     | 1     | -     | -     | -                 | 550  |
| 1     | -     | -     | -     | -     | -     | 1     | 1     | -     | 1     | -     | -     | 1     | -     | 1                 | 551  |
| -     | -     | -     | -     | -     | -     | -     | -     | -     | -     | -     | -     | -     | -     | -                 | 552  |
| -     | -     | -     | -     | -     | -     | -     | -     | -     | 1     | 2     | 2     | 2     | 1     | 1                 | 560  |
| -     | -     | -     | -     | -     | -     | -     | -     | 1     | -     | -     | 2     | -     | 1     | 2                 | 561  |
| -     | -     | -     | -     | -     | 1     | -     | -     | -     | 2     | -     | 3     | 2     | 1     | 4                 | 570  |
| -     | 2     | -     | -     | 1     | 1     | 1     | 4     | 2     | 6     | 9     | 10    | 7     | 3     | 5                 | 571  |
| -     | 1     | -     | -     | -     | 2     | -     | 4     | 2     | 3     | 5     | 11    | 9     | 8     | 9                 | 572  |
| 1     | -     | -     | -     | -     | -     | -     | -     | -     | 1     | 1     | 2     | 1     | -     | -                 | 573  |
| -     | -     | -     | -     | -     | -     | -     | 1     | -     | -     | 4     | 2     | 2     | 4     | 1                 | 574  |
| -     | -     | -     | -     | -     | 1     | 2     | 3     | 2     | 1     | 5     | 9     | 5     | -     | -                 | 575  |
| -     | -     | -     | -     | -     | 1     | 2     | 1     | 2     | 6     | 4     | 5     | 8     | 4     | 2                 | 576  |
| -     | -     | -     | -     | -     | -     | -     | -     | -     | -     | -     | -     | -     | -     | 2                 | 577  |
| -     | -     | -     | -     | -     | -     | -     | -     | -     | -     | -     | 1     | -     | 2     | 2                 | 578  |
| -     | -     | -     | -     | -     | -     | 1     | -     | 1     | -     | 2     | 1     | -     | -     | -                 | 579  |
| -     | -     | -     | -     | -     | -     | -     | -     | -     | -     | -     | -     | -     | -     | -                 | 580  |
| -     | -     | -     | -     | -     | -     | 1     | 3     | -     | 2     | 4     | 2     | 5     | 2     | -                 | 581  |
| -     | -     | -     | -     | -     | -     | 1     | -     | -     | 4     | 2     | 3     | 4     | 1     | 1                 | 582  |
| -     | -     | -     | -     | -     | -     | -     | 1     | 2     | -     | -     | -     | -     | -     | -                 | 583  |
| -     | -     | -     | -     | -     | -     | -     | -     | -     | -     | -     | -     | -     | -     | -                 | 584  |
| -     | -     | -     | 1     | -     | 1     | 5     | 8     | 12    | 7     | 7     | 6     | 3     | 2     | 1                 | 585  |
| -     | -     | 1     | -     | -     | 1     | 2     | 4     | 2     | 2     | 6     | 2     | 2     | 1     | -                 | 586  |
| -     | -     | -     | -     | -     | -     | 1     | -     | -     | -     | -     | -     | -     | -     | -                 | 587  |
| -     | -     | 2     | -     | -     | -     | 2     | -     | 1     | -     | 2     | 1     | 3     | 1     | -                 | 588  |
| -     | -     | -     | -     | -     | -     | -     | -     | 1     | 1     | 1     | 2     | 1     | -     | 1                 | 589  |
| -     | -     | -     | -     | -     | -     | -     | -     | 2     | -     | -     | -     | -     | 1     | -                 | 590  |
| -     | -     | -     | -     | -     | -     | -     | -     | -     | 4     | 2     | 3     | 1     | 3     | 1                 | 591  |
| -     | -     | -     | -     | -     | 1     | -     | 1     | -     | 1     | 1     | 3     | 2     | 1     | 2                 | 592  |
| -     | -     | -     | -     | -     | 1     | -     | 1     | 1     | -     | -     | 4     | 2     | 6     | 4                 | 593  |
| -     | -     | -     | 1     | -     | -     | -     | -     | 2     | -     | 2     | 2     | 1     | 3     | -                 | 594  |
| -     | 1     | -     | -     | -     | -     | -     | -     | 1     | 1     | 7     | 2     | 1     | 2     | 2                 | 595  |
| -     | -     | -     | 1     | -     | 2     | 2     | 1     | -     | 1     | 2     | 3     | 4     | -     | -                 | 596  |
| -     | -     | -     | 1     | 1     | 1     | -     | -     | 1     | 2     | -     | 6     | 2     | 1     | -                 | 597  |
| 3     | 6     | 5     | 5     | 3     | 7     | 8     | 21    | 17    | 29    | 38    | 62    | 92    | 79    | 73                | 590-637  |
| 4     | 2     | 1     | 6     | 6     | 3     | 15    | 14    | 17    | 20    | 28    | 32    | 43    | 33    | 30                | 590  |
| -     | 1     | -     | -     | -     | -     | -     | -     | -     | -     | -     | -     | -     | -     | -                 | 591  |
| -     | -     | -     | -     | -     | -     | -     | -     | -     | 1     | -     | 1     | 1     | 1     | -                 | 592  |
| 1     | 1     | 1     | -     | -     | 1     | -     | 1     | -     | 1     | -     | 1     | 2     | -     | -                 | 593  |
| -     | -     | 1     | -     | -     | -     | 3     | 1     | 1     | -     | 1     | 2     | -     | 1     | 1                 | 594  |
| 1     | 3     | 2     | 3     | 1     | 4     | 5     | 12    | 10    | 8     | 10    | 15    | 19    | 7     | 9                 | 595  |
| 3     | -     | -     | 2     | 2     | 1     | 4     | 6     | 8     | 9     | 8     | 11    | 12    | 6     | 8                 | 596  |
| -     | 1     | -     | 2     | 2     | 1     | 1     | 3     | 4     | 8     | 8     | 8     | 13    | 9     | 10                | 597  |
| -     | 2     | -     | -     | 1     | -     | 4     | 3     | 2     | 3     | 3     | 7     | 8     | 10    | 10                | 598  |





TABLE 19 (contd.) - DEATHS IN 1967, CLASSIFIED BY CAUSE (INTERNATIONAL

| Detailed International List Number | Cause of death  |   | Age at   |              |   |   |   |   |               |     |       |
|------------------------------------|---|---|----------|--------------|---|---|---|---|---------------|-----|-------|
|                                    |   |   | All ages | Under 1 year | 1 | 2 | 3 | 4 | Total under 5 | 5-9 | 10-14 |
| 690-716                            | XII. Diseases of the skin and cellular tissue                     | M | 8        | -            | - | - | - | - | -             | -   | -     |
|                                    |   | F | 22       | -            | - | - | - | - | -             | -   | -     |
| 690                                | Boil and carbuncle  | M | -        | -            | - | - | - | - | -             | -   | -     |
|                                    |   | F | 2        | -            | - | - | - | - | -             | -   | -     |
| 692                                | Other cellulitis and abscess, without mention of lymphangitis     | M | -        | -            | - | - | - | - | -             | -   | -     |
|                                    |   | F | 5        | -            | - | - | - | - | -             | -   | -     |
| 703                                | Other dermatitis  | M | 1        | -            | - | - | - | - | -             | -   | -     |
|                                    |   | F | -        | -            | - | - | - | - | -             | -   | -     |
| 704                                | Pemphigus   | M | -        | -            | - | - | - | - | -             | -   | -     |
|                                    |   | F | 2        | -            | - | - | - | - | -             | -   | -     |
| 705                                | Erythematous conditions   | M | 1        | -            | - | - | - | - | -             | -   | -     |
|                                    |   | F | 4        | -            | - | - | - | - | -             | -   | -     |
| 710                                | Other hypertrophic and atrophic conditions of skin                | M | 3        | -            | - | - | - | - | -             | -   | -     |
|                                    |   | F | 1        | -            | - | - | - | - | -             | -   | -     |
| 715                                | Chronic ulcer of skin   | M | 3        | -            | - | - | - | - | -             | -   | -     |
|                                    |   | F | 8        | -            | - | - | - | - | -             | -   | -     |
| 720-749                            | XIII. Diseases of the bones and organs of movement                | M | 32       | 1            | - | - | - | - | 1             | -   | -     |
|                                    |   | F | 40       | 2            | - | - | - | - | 2             | -   | -     |
| 722                                | Rheumatoid arthritis and allied conditions                        | M | 14       | -            | - | - | - | - | -             | -   | -     |
|                                    |   | F | 24       | -            | - | - | - | - | -             | -   | -     |
| 723                                | Osteo-arthritis (arthrosis) and allied conditions                 | M | 2        | -            | - | - | - | - | -             | -   | -     |
|                                    |   | F | 3        | -            | - | - | - | - | -             | -   | -     |
| 725                                | Arthritis, unspecified  | M | 2        | -            | - | - | - | - | -             | -   | -     |
|                                    |   | F | 2        | -            | - | - | - | - | -             | -   | -     |
| 731                                | Osteitis deformans  | M | 3        | -            | - | - | - | - | -             | -   | -     |
|                                    |   | F | 1        | -            | - | - | - | - | -             | -   | -     |
| 733                                | Other diseases of bone  | M | 1        | -            | - | - | - | - | -             | -   | -     |
|                                    |   | F | 3        | -            | - | - | - | - | -             | -   | -     |
| 738                                | Other diseases of joint   | M | -        | -            | - | - | - | - | -             | -   | -     |
|                                    |   | F | 1        | -            | - | - | - | - | -             | -   | -     |
| 744                                | Other diseases of muscle, tendon and fascia                       | M | 10       | 1            | - | - | - | - | 1             | -   | -     |
|                                    |   | F | 6        | 2            | - | - | - | - | 2             | -   | -     |
| 750-759                            | XIV. Congenital malformations                                     | M | 264      | 213          | 5 | 4 | 2 | 5 | 229           | 7   | 4     |
|                                    |   | F | 231      | 190          | 8 | 5 | 1 | 4 | 208           | 4   | -     |
| 750                                | Monstrosity   | M | 13       | 13           | - | - | - | - | 13            | -   | -     |
|                                    |   | F | 30       | 29           | 1 | - | - | - | 30            | -   | -     |
| 751                                | Spina bifida and meningocele                                      | M | 29       | 26           | 1 | 1 | 1 | - | 29            | -   | -     |
|                                    |   | F | 46       | 42           | 1 | 2 | 1 | - | 46            | -   | -     |
| 752                                | Congenital hydrocephalus  | M | 29       | 19           | 2 | 1 | 1 | - | 23            | 3   | -     |
|                                    |   | F | 20       | 17           | - | 1 | - | - | 18            | 1   | -     |
| 753                                | Other congenital malformations of nervous system and sense organs | M | 5        | 5            | - | - | - | - | 5             | -   | -     |
|                                    |   | F | 4        | 2            | - | - | - | - | 2             | -   | -     |
| 754                                | Congenital malformations of circulatory system                    | M | 104      | 86           | 1 | 2 | - | 2 | 91            | 2   | 4     |
|                                    |   | F | 72       | 57           | 4 | 1 | - | 1 | 63            | 2   | -     |
| 755                                | Cleft palate and harelip  | M | -        | -            | - | - | - | - | -             | -   | -     |
|                                    |   | F | 2        | 2            | - | - | - | - | 2             | -   | -     |
| 756                                | Congenital malformations of digestive system                      | M | 28       | 28           | - | - | - | - | 28            | -   | -     |
|                                    |   | F | 23       | 19           | - | - | - | 1 | 20            | -   | -     |

## DETAILED LIST, 7th REVISION, 1955) AND BY SEX AND AGE.

| death |       |       |       |       |       |       |       |       |       |       |       |       |       |                   | Detailed<br>Inter-<br>national<br>List<br>Number |
|-------|-------|-------|-------|-------|-------|-------|-------|-------|-------|-------|-------|-------|-------|-------------------|--|
| 15-19 | 20-24 | 25-29 | 30-34 | 35-39 | 40-44 | 45-49 | 50-54 | 55-59 | 60-64 | 65-69 | 70-74 | 75-79 | 80-84 | 85<br>and<br>over |  |
| -     | -     | -     | -     | -     | -     | -     | 1     | -     | -     | 2     | 3     | 1     | 1     | -                 | 690-716  |
| -     | -     | -     | -     | -     | 1     | -     | 1     | 2     | 3     | 3     | 4     | 1     | 5     | 2                 | 690  |
| -     | -     | -     | -     | -     | -     | -     | -     | -     | -     | -     | -     | -     | -     | -                 | 692  |
| -     | -     | -     | -     | -     | -     | -     | -     | -     | -     | -     | 1     | -     | 1     | -                 | 703  |
| -     | -     | -     | -     | -     | -     | -     | -     | -     | -     | -     | -     | -     | 1     | -                 | 704  |
| -     | -     | -     | -     | -     | -     | -     | -     | -     | -     | 1     | -     | -     | -     | -                 | 705  |
| -     | -     | -     | -     | -     | -     | -     | 1     | 1     | 1     | 1     | -     | -     | -     | -                 | 710  |
| -     | -     | -     | -     | -     | -     | -     | 1     | -     | 1     | 1     | 1     | -     | -     | -                 | 715  |
| -     | -     | -     | -     | -     | 1     | -     | -     | 1     | 1     | 2     | 1     | 1     | 1     | 1                 | 720-749  |
| 2     | 1     | 1     | -     | -     | -     | -     | 4     | 4     | 2     | 4     | 5     | 7     | 1     | -                 | 722  |
| -     | -     | 1     | 1     | -     | -     | 1     | 1     | 3     | 1     | 6     | 9     | 7     | 6     | 2                 | 723  |
| -     | -     | -     | -     | -     | -     | -     | -     | 2     | -     | 2     | 4     | 3     | -     | -                 | 725  |
| -     | -     | -     | -     | -     | -     | -     | -     | 1     | 1     | 5     | 8     | 4     | 3     | 1                 | 731  |
| -     | -     | -     | 1     | -     | -     | -     | -     | -     | -     | 1     | -     | 1     | 1     | -                 | 733  |
| -     | -     | -     | -     | -     | -     | -     | 1     | -     | -     | -     | -     | 1     | -     | -                 | 738  |
| -     | -     | -     | -     | -     | -     | -     | -     | -     | 1     | -     | 1     | -     | 1     | 1                 | 744  |
| -     | -     | -     | -     | -     | -     | -     | -     | 1     | -     | -     | -     | -     | -     | -                 | 750-759  |
| 2     | 1     | 1     | -     | -     | -     | -     | -     | 1     | 1     | 1     | -     | 2     | -     | -                 | 750  |
| -     | -     | 1     | -     | -     | -     | -     | -     | 2     | -     | 1     | -     | -     | -     | -                 | 751  |
| 3     | 2     | 1     | 3     | 3     | 1     | 1     | 3     | 3     | 2     | 1     | 1     | -     | -     | -                 | 752  |
| 4     | 2     | -     | 2     | 1     | 3     | 2     | -     | -     | 1     | 2     | -     | 2     | -     | -                 | 753  |
| -     | -     | -     | -     | -     | -     | -     | -     | -     | -     | -     | -     | -     | -     | -                 | 754  |
| -     | -     | -     | -     | -     | -     | -     | -     | -     | -     | -     | -     | -     | -     | -                 | 755  |
| 1     | -     | -     | -     | 1     | -     | -     | -     | 1     | -     | -     | -     | -     | -     | -                 | 756  |
| -     | -     | -     | -     | -     | -     | -     | -     | -     | -     | -     | -     | -     | -     | -                 |  |
| 1     | 1     | -     | 1     | 1     | 1     | 1     | 1     | -     | 1     | -     | -     | 1     | -     | -                 |  |
| 2     | 1     | 1     | 1     | 1     | 1     | 1     | 1     | -     | -     | -     | -     | -     | -     | -                 |  |
| -     | -     | -     | -     | -     | -     | -     | -     | -     | -     | -     | -     | -     | -     | -                 |  |
| 1     | -     | -     | -     | -     | -     | -     | -     | -     | 1     | -     | -     | 1     | -     | -                 |  |



## DETAILED LIST, 7th REVISION, 1955) AND BY SEX AND AGE.

| death |       |       |       |       |       |       |       |       |       |       |       |       |       |                   | Detailed<br>Inter<br>national<br>List<br>Number |
|-------|-------|-------|-------|-------|-------|-------|-------|-------|-------|-------|-------|-------|-------|-------------------|---|
| 15-19 | 20-24 | 25-29 | 30-34 | 35-39 | 40-44 | 45-49 | 50-54 | 55-59 | 60-64 | 65-69 | 70-74 | 75-79 | 80-84 | 85<br>and<br>over |   |
| -     | 1     | -     | 2     | 1     | -     | 1     | 2     | 2     | 1     | -     | 1     | -     | -     | -                 | 757   |
| -     | -     | -     | 1     | 1     | 2     | 1     | -     | -     | -     | -     | -     | -     | -     | -                 | 758   |
| -     | -     | -     | -     | -     | -     | -     | -     | -     | -     | 1     | -     | -     | -     | -                 | 759   |
| 2     | -     | -     | -     | -     | -     | -     | -     | -     | -     | 1     | -     | -     | -     | -                 | 760-776   |
| -     | -     | -     | -     | -     | -     | -     | -     | -     | -     | -     | -     | -     | -     | -                 | 760   |
| -     | -     | -     | -     | -     | -     | -     | -     | -     | -     | -     | -     | -     | -     | -                 | 761   |
| -     | -     | -     | -     | -     | -     | -     | -     | -     | -     | -     | -     | -     | -     | -                 | 762   |
| -     | -     | -     | -     | -     | -     | -     | -     | -     | -     | -     | -     | -     | -     | -                 | 763   |
| -     | -     | -     | -     | -     | -     | -     | -     | -     | -     | -     | -     | -     | -     | -                 | 764   |
| -     | -     | -     | -     | -     | -     | -     | -     | -     | -     | -     | -     | -     | -     | -                 | 767   |
| -     | -     | -     | -     | -     | -     | -     | -     | -     | -     | -     | -     | -     | -     | -                 | 768   |
| -     | -     | -     | -     | -     | -     | -     | -     | -     | -     | -     | -     | -     | -     | -                 | 769   |
| -     | -     | -     | -     | -     | -     | -     | -     | -     | -     | -     | -     | -     | -     | -                 | 770   |
| -     | -     | -     | -     | -     | -     | -     | -     | -     | -     | -     | -     | -     | -     | -                 | 771   |
| -     | -     | -     | -     | -     | -     | -     | -     | -     | -     | -     | -     | -     | -     | -                 | 773   |
| -     | -     | -     | -     | -     | -     | -     | -     | -     | -     | -     | -     | -     | -     | -                 | 776   |
| -     | -     | -     | -     | -     | 1     | 3     | 3     | 4     | 11    | 24    | 26    | 81    | 143   | 276               | 780-795   |
| -     | -     | -     | -     | -     | 1     | 1     | 2     | 2     | 5     | 3     | 37    | 81    | 145   | 378               | 780   |
| -     | -     | -     | -     | -     | -     | -     | -     | -     | 1     | -     | -     | -     | 1     | -                 | 782   |
| -     | -     | -     | -     | -     | 1     | 2     | 3     | 2     | 8     | 17    | 14    | 17    | 21    | 19                | 783   |
| -     | -     | -     | -     | -     | 1     | 1     | 2     | 1     | 2     | 2     | 14    | 20    | 17    | 36                | 784   |
| -     | -     | -     | -     | -     | -     | -     | -     | -     | -     | -     | 1     | -     | -     | -                 | 785   |
| -     | -     | -     | -     | -     | -     | 1     | -     | -     | -     | 1     | 2     | -     | 1     | -                 | 786   |
| -     | -     | -     | -     | -     | -     | -     | -     | -     | 1     | -     | -     | 2     | 1     | -                 | 788   |
| -     | -     | -     | -     | -     | -     | -     | -     | 1     | -     | -     | 1     | -     | -     | 1                 |   |
| -     | -     | -     | -     | -     | -     | -     | -     | -     | -     | -     | -     | 1     | 1     | -                 |   |
| -     | -     | -     | -     | -     | -     | -     | -     | -     | -     | -     | -     | -     | 1     | -                 |   |







TABLE 19 (contd.) - DEATHS IN 1967, CLASSIFIED BY CAUSE (INTERNATIONAL

| Detailed International List Number | Cause of death  |   | Age at   |              |   |   |   |   |               |     |       |   |
|------------------------------------|---|---|----------|--------------|---|---|---|---|---------------|-----|-------|---|
|                                    |   |   | All ages | Under 1 year | 1 | 2 | 3 | 4 | Total under 5 | 5-9 | 10-14 |   |
| E845                               | Other non-motor road vehicle accidents                                      | M | 5        | -            | - | - | - | - | -             | -   | -     | 1 |
|                                    |   | F | 1        | -            | - | - | - | - | -             | -   | -     | - |
| E851                               | Other water transport injury by submersion                                  | M | 2        | -            | - | - | - | - | -             | -   | -     | - |
|                                    |   | F | -        | -            | - | - | - | - | -             | -   | -     | - |
| E857                               | Other specified accidents in water transport                                | M | 2        | -            | - | - | - | - | -             | -   | -     | - |
|                                    |   | F | -        | -            | - | - | - | - | -             | -   | -     | - |
| E861                               | Injury to occupant by accident to commercial transport aircraft             | M | 5        | -            | - | - | - | - | -             | -   | -     | - |
|                                    |   | F | -        | -            | - | - | - | - | -             | -   | -     | - |
| E871                               | Accidental poisoning by barbituric acid and derivatives                     | M | 3        | -            | - | - | - | - | -             | -   | -     | - |
|                                    |   | F | -        | -            | - | - | - | - | -             | -   | -     | - |
| E874                               | Accidental poisoning by other analgesic and soporific drugs                 | M | 1        | -            | - | - | - | - | -             | -   | -     | - |
|                                    |   | F | -        | -            | - | - | - | - | -             | -   | -     | - |
| E880                               | Accidental poisoning by alcohol   | M | 2        | -            | - | - | - | - | -             | -   | -     | - |
|                                    |   | F | -        | -            | - | - | - | - | -             | -   | -     | - |
| E882                               | Accidental poisoning by industrial solvents                                 | M | 1        | -            | - | - | - | - | -             | -   | -     | - |
|                                    |   | F | -        | -            | - | - | - | - | -             | -   | -     | - |
| E888                               | Accidental poisoning by other and unspecified solid and liquid substances   | M | 2        | -            | - | - | - | - | -             | -   | -     | 1 |
|                                    |   | F | -        | -            | - | - | - | - | -             | -   | -     | - |
| E890                               | Accidental poisoning by utility (illuminating) gas                          | M | 2        | -            | - | - | - | - | -             | -   | -     | - |
|                                    |   | F | 6        | -            | - | - | - | - | -             | -   | -     | - |
| E892                               | Accidental poisoning by other carbon monoxide gas                           | M | 1        | -            | - | - | - | - | -             | -   | -     | - |
|                                    |   | F | -        | -            | - | - | - | - | -             | -   | -     | - |
| E900                               | Fall on stairs  | M | 5        | -            | - | - | - | - | -             | -   | -     | - |
|                                    |   | F | 9        | -            | - | - | - | - | -             | -   | 1     | - |
| E902                               | Other falls from one level to another                                       | M | 32       | -            | - | 1 | - | - | 1             | 2   | -     | - |
|                                    |   | F | 4        | -            | - | - | - | - | -             | -   | -     | - |
| E903                               | Fall on same level  | M | 14       | -            | - | - | 1 | - | 1             | -   | -     | - |
|                                    |   | F | 2        | -            | - | - | - | - | -             | -   | -     | - |
| E904                               | Unspecified falls   | M | 61       | -            | - | - | - | - | -             | -   | -     | - |
|                                    |   | F | 177      | -            | - | - | - | - | -             | -   | -     | - |
| E910                               | Blow from falling or projected object or missile                            | M | 9        | -            | - | - | 2 | 1 | 3             | -   | -     | 1 |
|                                    |   | F | 1        | -            | - | - | - | - | -             | -   | -     | - |
| E912                               | Accident caused by machinery  | M | 24       | -            | - | 1 | 1 | - | 2             | -   | -     | 2 |
|                                    |   | F | 1        | -            | - | - | - | - | -             | -   | -     | - |
| E913                               | Accident caused by cutting and piercing instruments                         | M | 2        | -            | - | - | - | - | -             | -   | -     | - |
|                                    |   | F | 1        | -            | - | - | - | 1 | 1             | -   | -     | - |
| E914                               | Accident caused by electric current   | M | 7        | -            | - | - | - | - | -             | -   | -     | 1 |
|                                    |   | F | 3        | -            | - | - | - | - | -             | -   | -     | - |
| E916                               | Accident caused by fire and explosion of combustible material               | M | 35       | 1            | - | 3 | 2 | - | 6             | -   | -     | 1 |
|                                    |   | F | 45       | -            | - | 1 | 2 | - | 3             | 3   | -     | 1 |
| E917                               | Accident caused by hot substance, corrosive liquid and steam                | M | 3        | -            | - | - | - | - | -             | -   | -     | - |
|                                    |   | F | 1        | -            | - | - | - | - | -             | -   | -     | - |
| E919                               | Accident caused by firearm  | M | 10       | -            | - | - | - | - | -             | -   | -     | 3 |
|                                    |   | F | 1        | -            | - | - | - | - | -             | -   | -     | - |
| E921                               | Inhalation and ingestion of food causing obstruction or suffocation         | M | 13       | 7            | 1 | - | 1 | - | 9             | 2   | -     | - |
|                                    |   | F | 13       | 9            | - | 2 | 1 | - | 12            | 1   | -     | - |
| E922                               | Inhalation and ingestion of other object causing obstruction or suffocation | M | 1        | -            | - | - | - | - | -             | -   | -     | - |
|                                    |   | F | 1        | -            | - | - | - | - | -             | 1   | -     | - |



TABLE 19 (contd.) - DEATHS IN 1967, CLASSIFIED BY CAUSE (INTERNATIONAL

| Detailed International List Number | Cause of death   |   | Age at   |              |   |   |   |   |               |     |       |
|------------------------------------|--|---|----------|--------------|---|---|---|---|---------------|-----|-------|
|                                    |  |   | All ages | Under 1 year | 1 | 2 | 3 | 4 | Total under 5 | 5-9 | 10-14 |
| E924                               | Accidental mechanical suffocation in bed and cradle                        | M | 10       | 10           | - | - | - | - | 10            | -   | -     |
|                                    |  | F | 5        | 5            | - | - | - | - | 5             | -   | -     |
| E925                               | Accidental mechanical suffocation in other and unspecified circumstances   | M | 2        | -            | - | - | - | - | -             | -   | -     |
|                                    |  | F | -        | -            | - | - | - | - | -             | -   | -     |
| E926                               | Lack of care of infants under 1 year of age                                | M | 2        | 2            | - | - | - | - | 2             | -   | -     |
|                                    |  | F | 5        | 5            | - | - | - | - | 5             | -   | -     |
| E927                               | Accidents caused by bites and stings of venomous animals and insects       | M | -        | -            | - | - | - | - | -             | -   | -     |
|                                    |  | F | 1        | -            | - | - | - | - | -             | -   | -     |
| E928                               | Other accidents caused by animals  | M | 4        | -            | - | - | - | - | -             | 1   | -     |
|                                    |  | F | 1        | -            | - | - | - | - | -             | -   | -     |
| E929                               | Accidental drowning and submersion   | M | 107      | -            | 1 | 2 | 3 | - | 6             | 6   | 6     |
|                                    |  | F | 39       | -            | - | - | 1 | - | 1             | 3   | 4     |
| E932                               | Excessive cold   | M | 4        | -            | - | - | - | - | -             | -   | -     |
|                                    |  | F | -        | -            | - | - | - | - | -             | -   | -     |
| E933                               | Hunger, thirst and exposure  | M | 1        | -            | - | - | - | - | -             | -   | -     |
|                                    |  | F | 1        | -            | - | - | - | - | -             | -   | -     |
| E935                               | Lightning  | M | 2        | -            | - | - | - | - | -             | -   | 1     |
|                                    |  | F | -        | -            | - | - | - | - | -             | -   | -     |
| E936                               | Other and unspecified accidents  | M | 17       | -            | - | - | - | - | -             | 1   | -     |
|                                    |  | F | 3        | 1            | 1 | - | - | - | 2             | -   | -     |
| E960                               | Late effect of motor vehicle accident                                      | M | 1        | -            | - | - | - | - | -             | -   | -     |
|                                    |  | F | -        | -            | - | - | - | - | -             | -   | -     |
| E970                               | Suicide and self-inflicted poisoning by analgesic and soporific substances | M | 5        | -            | - | - | - | - | -             | -   | -     |
|                                    |  | F | 3        | -            | - | - | - | - | -             | -   | -     |
| E971                               | Suicide and self-inflicted poisoning by other solid and liquid substances  | M | 1        | -            | - | - | - | - | -             | -   | -     |
|                                    |  | F | 1        | -            | - | - | - | - | -             | -   | -     |
| E972                               | Suicide and self-inflicted poisoning by gases in domestic use              | M | 1        | -            | - | - | - | - | -             | -   | -     |
|                                    |  | F | 2        | -            | - | - | - | - | -             | -   | -     |
| E973                               | Suicide and self-inflicted poisoning by other gases                        | M | 1        | -            | - | - | - | - | -             | -   | -     |
|                                    |  | F | 1        | -            | - | - | - | - | -             | -   | -     |
| E974                               | Suicide and self-inflicted injury by hanging and strangulation             | M | 32       | -            | - | - | - | - | -             | -   | -     |
|                                    |  | F | 4        | -            | - | - | - | - | -             | -   | -     |
| E975                               | Suicide and self-inflicted injury by submersion (drowning)                 | M | 5        | -            | - | - | - | - | -             | -   | -     |
|                                    |  | F | 4        | -            | - | - | - | - | -             | -   | -     |
| E976                               | Suicide and self-inflicted injury by firearms and explosives               | M | 5        | -            | - | - | - | - | -             | -   | -     |
|                                    |  | F | 1        | -            | - | - | - | - | -             | -   | -     |
| E977                               | Suicide and self-inflicted injury by cutting and piercing instruments      | M | 4        | -            | - | - | - | - | -             | -   | -     |
|                                    |  | F | 1        | -            | - | - | - | - | -             | -   | -     |
| E979                               | Suicide and self-inflicted injury by other and unspecified means           | M | -        | -            | - | - | - | - | -             | -   | -     |
|                                    |  | F | 1        | -            | - | - | - | - | -             | -   | -     |
| E980                               | Non-accidental poisoning by another person                                 | M | 1        | -            | - | - | - | - | -             | -   | -     |
|                                    |  | F | 2        | -            | - | - | - | - | -             | 2   | -     |
| E981                               | Assault by firearm and explosive   | M | 1        | -            | - | - | - | - | -             | -   | -     |
|                                    |  | F | -        | -            | - | - | - | - | -             | -   | -     |
| E982                               | Assault by cutting and piercing instruments                                | M | 1        | -            | - | - | - | - | -             | -   | -     |
|                                    |  | F | -        | -            | - | - | - | - | -             | -   | -     |
| E983                               | Assault by other means   | M | 3        | 1            | - | - | - | - | 1             | -   | -     |
|                                    |  | F | 5        | 1            | - | - | - | - | 1             | 1   | -     |

## DETAILED LIST, 7th REVISION, 1955) AND BY SEX AND AGE.

| death |       |       |       |       |       |       |       |       |       |       |       |       |       | Detailed<br>Inter-<br>national<br>List<br>Number |                   |
|-------|-------|-------|-------|-------|-------|-------|-------|-------|-------|-------|-------|-------|-------|--|-------------------|
| 15-19 | 20-24 | 25-29 | 30-34 | 35-39 | 40-44 | 45-49 | 50-54 | 55-59 | 60-64 | 65-69 | 70-74 | 75-79 | 80-84 |  | 85<br>and<br>over |
| -     | -     | -     | -     | -     | -     | -     | -     | -     | -     | -     | -     | -     | -     | -  | E924              |
| -     | -     | -     | -     | -     | -     | -     | -     | -     | -     | -     | -     | -     | -     | -  | E925              |
| -     | -     | -     | -     | -     | -     | -     | -     | -     | -     | -     | 1     | -     | -     | 1  | E926              |
| -     | -     | -     | -     | -     | -     | -     | -     | -     | -     | -     | -     | -     | -     | -  | E927              |
| -     | -     | -     | -     | -     | -     | -     | -     | -     | -     | -     | -     | -     | -     | 1  | E928              |
| -     | -     | -     | -     | -     | 1     | -     | -     | 1     | 1     | -     | -     | -     | -     | -  | E929              |
| 7     | 11    | 9     | 2     | 5     | 8     | 5     | 9     | 5     | 11    | 7     | 4     | 3     | 1     | 2  | E932              |
| 2     | 1     | -     | 1     | 1     | 4     | 2     | 3     | 3     | 7     | 3     | 1     | 2     | 1     | -  | E933              |
| -     | -     | -     | -     | -     | -     | -     | -     | -     | 1     | -     | -     | 3     | -     | -  | E935              |
| -     | -     | -     | -     | -     | -     | -     | -     | -     | 1     | -     | -     | -     | -     | -  | E936              |
| -     | -     | -     | -     | -     | 1     | -     | -     | -     | -     | -     | -     | -     | -     | -  | E936              |
| 3     | -     | 3     | 1     | 1     | -     | 3     | 1     | -     | 2     | 1     | 1     | -     | -     | -  | E960              |
| -     | -     | -     | -     | -     | 1     | -     | -     | -     | -     | -     | -     | -     | -     | -  | E970              |
| -     | 2     | -     | -     | -     | -     | -     | 1     | -     | -     | -     | 1     | 1     | -     | -  | E971              |
| -     | -     | -     | 1     | -     | -     | -     | 1     | -     | -     | -     | -     | -     | -     | -  | E972              |
| -     | -     | -     | -     | -     | -     | -     | -     | -     | -     | -     | -     | -     | -     | -  | E973              |
| 1     | -     | -     | -     | -     | -     | -     | -     | 1     | -     | -     | -     | -     | -     | -  | E974              |
| -     | -     | 2     | 1     | 3     | 2     | 2     | 4     | 5     | 5     | 4     | 2     | -     | 2     | -  | E975              |
| -     | -     | -     | 1     | -     | 1     | -     | -     | 1     | 1     | -     | -     | -     | -     | -  | E976              |
| 1     | -     | -     | -     | -     | -     | -     | 2     | 1     | -     | 1     | 1     | -     | -     | -  | E977              |
| -     | -     | -     | -     | -     | -     | -     | 2     | 2     | -     | 1     | -     | -     | -     | -  | E979              |
| -     | 1     | -     | -     | -     | 1     | -     | -     | 1     | 1     | 1     | -     | -     | -     | -  | E980              |
| -     | -     | -     | -     | -     | -     | -     | -     | -     | -     | -     | 1     | -     | -     | -  | E981              |
| -     | -     | -     | -     | -     | 1     | -     | -     | -     | -     | -     | -     | -     | -     | -  | E982              |
| -     | -     | -     | 1     | -     | -     | -     | -     | -     | -     | -     | -     | -     | -     | -  | E983              |
| -     | -     | -     | -     | -     | -     | -     | -     | -     | 1     | -     | -     | -     | -     | 1  | E983              |
| -     | -     | -     | -     | -     | -     | -     | -     | -     | 1     | -     | -     | 1     | -     | 1  |                   |

TABLE 20 - DEATHS OF RESIDENTS OF EACH COUNTY AND COUNTY BOROUGH IN 1967, CLASSIFIED BY CAUSE AND SHOWING THE NUMBER OF UNCERTIFIED DEATHS.

| International<br>Detailed List Numbers                                      | Abbreviated<br>List Number | Cause of Death                                       | Total         |                | Uncertified |
|---|----------------------------|--|---------------|----------------|-------------|
|   |                            |  | M             | F              |             |
|   |                            | <b>Total</b>   | <b>17,035</b> | <b>14,365</b>  | <b>382</b>  |
|   |                            |  |               |                | <b>348</b>  |
| 001-008   | B 1                        | Tuberculosis of respiratory system                   | M<br>F        | 143<br>70      | 1<br>-      |
| 010-019   | B 2                        | Tuberculosis, other forms                            | M<br>F        | 18<br>20       | -<br>-      |
| 020-029   | B 3                        | Syphilis and its sequelae                            | M<br>F        | 3<br>3         | -<br>-      |
| 040   | B 4                        | Typhoid fever  | M<br>F        | -<br>-         | -<br>-      |
| 045-048   | B 6                        | Dysentery, all forms                                 | M<br>F        | 3<br>-         | -<br>-      |
| 050   | B 7a                       | Scarlet fever  | M<br>F        | -<br>-         | -<br>-      |
| 051   | B 7b                       | Streptococcal sore throat                            | M<br>F        | 1<br>-         | -<br>-      |
| 055   | B 8                        | Diphtheria   | M<br>F        | -<br>1         | -<br>-      |
| 056   | B 9                        | Whooping cough                                       | M<br>F        | 4<br>3         | -<br>-      |
| 057   | B 10                       | Meningococcal infections                             | M<br>F        | 4<br>1         | -<br>-      |
| 080   | B 12                       | Acute poliomyelitis                                  | M<br>F        | -<br>-         | -<br>-      |
| 085   | B 14                       | Measles  | M<br>F        | 3<br>6         | -<br>-      |
| 110-117   | B 16                       | Malaria  | M<br>F        | -<br>-         | -<br>-      |
| 030-039, 041,042, 044,049<br>052-054, 059-074, 081-083,<br>086-096, 120-138 | B 17                       | Other infective and parasitic diseases               | M<br>F        | 47<br>37       | -<br>-      |
| 151   | B 18a                      | Malignant neoplasms:<br>of stomach                   | M<br>F        | 479<br>342     | 1<br>-      |
| 150, 152-159  | B 18b                      | of other digestive organs<br>and peritoneum          | M<br>F        | 689<br>672     | -<br>1      |
| 160-165   | B 18c                      | of respiratory system                                | M<br>F        | 697<br>188     | -<br>-      |
| 170   | B 18d                      | of breast  | M<br>F        | 2<br>422       | -<br>1      |
| 171-181   | B 18e                      | of genito-urinary system                             | M<br>F        | 371<br>338     | 1<br>-      |
| 200-205   | B 18f                      | of lymphatic and haematopoietic<br>tissues           | M<br>F        | 183<br>121     | -<br>-      |
| 140-148, 190-199  | B 18g                      | other  | M<br>F        | 335<br>257     | 1<br>1      |
| 210-239   | B 19                       | Benign and unspecified neoplasms                     | M<br>F        | 40<br>51       | -<br>-      |
| 260   | B 20                       | Diabetes mellitus                                    | M<br>F        | 104<br>169     | -<br>1      |
| 290-293   | B 21                       | Anaemias   | M<br>F        | 49<br>65       | -<br>1      |
| 330-334   | B 22                       | Vascular lesions affecting central<br>nervous system | M<br>F        | 1,877<br>2,298 | 9<br>22     |
| 340   | B 23                       | Non-meningococcal meningitis                         | M<br>F        | 17<br>6        | -<br>-      |
| 400-402   | B 24                       | Rheumatic fever                                      | M<br>F        | 2<br>5         | -<br>-      |
| 410-416   | B 25                       | Chronic rheumatic heart disease                      | M<br>F        | 112<br>161     | 1<br>-      |
| 421   | B 26a                      | Chronic endocarditis                                 | M<br>F        | 119<br>116     | -<br>1      |
| 420   | B 26b                      | Coronary and arteriosclerotic<br>heart disease       | M<br>F        | 3,590<br>2,050 | 68<br>32    |

TABLE 20 (contd.) - DEATHS OF RESIDENTS OF EACH COUNTY AND COUNTY BOROUGH IN 1967, CLASSIFIED BY CAUSE AND SHOWING THE NUMBER OF UNCERTIFIED DEATHS.

| Detailed List Numbers  | Abbreviated List Number | Cause of death   |        | Total          | Uncertified |
|--|-------------------------|--|--------|----------------|-------------|
| 422  | B 26c                   | Other myocardial degeneration                            | M<br>F | 1,238<br>1,411 | 12<br>19    |
| 430-434  | B 27                    | Other diseases of heart                                  | M<br>F | 707<br>649     | 18<br>12    |
| 440-443  | B 28                    | Hypertension with heart disease                          | M<br>F | 248<br>268     | -<br>-      |
| 444-447  | B 29                    | Hypertension without mention of heart                    | M<br>F | 151<br>132     | -<br>-      |
| 450-468  | B 46a                   | Other diseases of circulatory system                     | M<br>F | 551<br>548     | 5<br>4      |
| 480-483  | B 30                    | Influenza  | M<br>F | 46<br>56       | -<br>3      |
| 490-493  | B 31                    | Pneumonia  | M<br>F | 615<br>577     | 2<br>3      |
| 500-502  | B 32                    | Bronchitis   | M<br>F | 930<br>447     | 4<br>2      |
| 526  | B 46b                   | Bronchiectasis   | M<br>F | 43<br>26       | -<br>-      |
| 470-475, 510-525, 527  | B 46c                   | Other diseases of respiratory system                     | M<br>F | 176<br>143     | -<br>-      |
| 540, 541   | B 33                    | Ulcer of stomach and duodenum                            | M<br>F | 136<br>67      | 1<br>1      |
| 550-553  | B 34                    | Appendicitis   | M<br>F | 11<br>10       | -<br>-      |
| 560, 561, 570  | B 35                    | Intestinal obstruction and hernia                        | M<br>F | 76<br>74       | -<br>-      |
| 543, 571, 572  | B 36                    | Gastritis and enteritis (except of newborn)              | M<br>F | 112<br>99      | -<br>-      |
| 764, 571.0   | B 36, 43,<br>parts of   | Gastro-enteritis (under 2 years)                         | M<br>F | 91<br>55       | -<br>-      |
| 581  | B 37                    | Cirrhosis of liver                                       | M<br>F | 53<br>23       | -<br>-      |
| 530-539, 542, 544, 545,<br>573-578, 580, 582-587   | B 46d                   | Other diseases of digestive system                       | M<br>F | 99<br>110      | 1<br>-      |
| 590-594  | B 38                    | Nephritis and nephrosis                                  | M<br>F | 195<br>152     | -<br>1      |
| 610  | B 39                    | Hyperplasia of prostate                                  | M      | 160            | -           |
| 640-689  | B 40                    | Deliveries and complications of pregnancy and childbirth | F      | 14             | -           |
| 750-759  | B 41                    | Congenital malformations                                 | M<br>F | 264<br>231     | 1<br>-      |
| 760-762  | B 42                    | Birth injuries, asphyxia and atelectasis                 | M<br>F | 182<br>132     | -<br>-      |
| 763-768  | B 43                    | Infections of the newborn                                | M<br>F | 47<br>38       | -<br>1      |
| 769-776  | B 44                    | Other diseases of early infancy                          | M<br>F | 191<br>117     | -<br>-      |
| 794  | B 45a                   | Senility without psychosis                               | M<br>F | 429<br>520     | 204<br>198  |
| 780-793, 795   | B 45b                   | Ill-defined and unknown causes                           | M<br>F | 145<br>135     | 43<br>39    |
| 240-245, 250-254, 270-277<br>280-289, 294-326, 341-345<br>350-357, 360-398, 600-609,<br>611-637, 690-716, 720-727,<br>730-738, 740-749 | B 46e                   | All other diseases                                       | M<br>F | 580<br>545     | 8<br>5      |
|  |                         | <b>External Causes</b>                                   |        |                |             |
| E810-E835  | B 47                    | Motor vehicle accidents                                  | M<br>F | 286<br>87      | -<br>-      |
| E800-E802,<br>E840-E962  | B 48                    | All other accidents                                      | M<br>F | 412<br>327     | 1<br>-      |
| E963, E970-E979  | B 49                    | Suicide and self-inflicted injury                        | M<br>F | 54<br>18       | -<br>-      |
| E964, E965,<br>E980-E999   | B 50                    | Homicide and operations of war                           | M<br>F | 6<br>7         | -<br>-      |



TABLE 20 (contd.) - DEATHS OF RESIDENTS OF EACH COUNTY AND COUNTY BOROUGH IN 1967, CLASSIFIED BY CAUSE AND SHOWING THE NUMBER OF UNCERTIFIED DEATHS.

| Abbreviated<br>List<br>No. | Cause of death                                       |   | Leinster |                  | Munster |                  | Connacht |                  | Ulster (part of) |                  |
|----------------------------|--|---|----------|------------------|---------|------------------|----------|------------------|------------------|------------------|
|                            |  |   | Total    | Uncer-<br>tified | Total   | Uncer-<br>tified | Total    | Uncer-<br>tified | Total            | Uncer-<br>tified |
|                            |  |   | Total    | M                | F       | Total            | M        | F                | Total            | M                |
|                            |  |   | 7,350    | 67               | 5,501   | 121              | 2,812    | 154              | 1,372            | 40               |
|                            |  |   | 6,534    | 50               | 4,591   | 107              | 2,208    | 146              | 1,032            | 45               |
| B 1                        | Tuberculosis of respiratory system                   | M | 80       | -                | 45      | -                | 11       | -                | 7                | 1                |
|                            |  | F | 32       | -                | 33      | -                | 4        | -                | 1                | -                |
| B 2                        | Tuberculosis, other forms                            | M | 8        | -                | 5       | -                | 4        | -                | 1                | -                |
|                            |  | F | 13       | -                | 4       | -                | 1        | -                | 2                | -                |
| B 3                        | Syphilis and its sequelae                            | M | 1        | -                | 2       | -                | -        | -                | -                | -                |
|                            |  | F | 2        | -                | 1       | -                | -        | -                | -                | -                |
| B 4                        | Typhoid fever  | M | -        | -                | -       | -                | -        | -                | -                | -                |
|                            |  | F | -        | -                | -       | -                | -        | -                | -                | -                |
| B 6                        | Dysentery, all forms                                 | M | 1        | -                | 2       | -                | -        | -                | -                | -                |
|                            |  | F | -        | -                | -       | -                | -        | -                | -                | -                |
| B 7a                       | Scarlet fever  | M | -        | -                | -       | -                | -        | -                | -                | -                |
|                            |  | F | -        | -                | -       | -                | -        | -                | -                | -                |
| B 7b                       | Streptococcal sore throat                            | M | 1        | -                | -       | -                | -        | -                | -                | -                |
|                            |  | F | -        | -                | -       | -                | -        | -                | -                | -                |
| B 8                        | Diphtheria   | M | -        | -                | -       | -                | -        | -                | -                | -                |
|                            |  | F | 1        | -                | -       | -                | -        | -                | -                | -                |
| B 9                        | Whooping cough                                       | M | -        | -                | 1       | -                | 2        | -                | 1                | -                |
|                            |  | F | 2        | -                | 1       | -                | -        | -                | -                | -                |
| B 10                       | Meningococcal infections                             | M | -        | -                | 4       | -                | -        | -                | -                | -                |
|                            |  | F | 1        | -                | -       | -                | -        | -                | -                | -                |
| B 12                       | Acute poliomyelitis                                  | M | -        | -                | -       | -                | -        | -                | -                | -                |
|                            |  | F | -        | -                | -       | -                | -        | -                | -                | -                |
| B 14                       | Measles  | M | 1        | -                | 1       | -                | -        | -                | 1                | -                |
|                            |  | F | 4        | -                | -       | -                | 1        | -                | 1                | -                |
| B 16                       | Malaria  | M | -        | -                | -       | -                | -        | -                | -                | -                |
|                            |  | F | -        | -                | -       | -                | -        | -                | -                | -                |
| B 17                       | Other infective and parasitic diseases               | M | 21       | -                | 15      | -                | 7        | -                | 4                | -                |
|                            |  | F | 12       | -                | 16      | -                | 6        | -                | 3                | -                |
| B 18a                      | Malignant neoplasms:-<br>of stomach                  | M | 203      | -                | 134     | -                | 85       | 1                | 57               | -                |
|                            |  | F | 176      | -                | 89      | -                | 50       | -                | 27               | -                |
| B 18b                      | of other digestive organs<br>and peritoneum          | M | 305      | -                | 231     | -                | 108      | -                | 45               | -                |
|                            |  | F | 308      | -                | 230     | 1                | 101      | -                | 33               | -                |
| B 18c                      | of respiratory system                                | M | 408      | -                | 202     | -                | 57       | -                | 30               | -                |
|                            |  | F | 105      | -                | 50      | -                | 24       | -                | 9                | -                |
| B 18d                      | of breast  | M | 2        | -                | -       | -                | -        | -                | -                | -                |
|                            |  | F | 199      | -                | 125     | 1                | 73       | -                | 25               | -                |
| B 18e                      | of genito-urinary system                             | M | 169      | -                | 108     | 1                | 73       | -                | 21               | -                |
|                            |  | F | 162      | -                | 108     | -                | 44       | -                | 24               | -                |
| B 18f                      | of lymphatic and<br>haematopoietic tissues           | M | 79       | -                | 55      | -                | 33       | -                | 16               | -                |
|                            |  | F | 61       | -                | 34      | -                | 13       | -                | 13               | -                |
| B 18g                      | other  | M | 146      | -                | 107     | -                | 57       | -                | 25               | 1                |
|                            |  | F | 114      | -                | 80      | -                | 42       | 1                | 21               | -                |
| B 19                       | Benign and unspecified neoplasms                     | M | 25       | -                | 11      | -                | 3        | -                | 1                | -                |
|                            |  | F | 23       | -                | 24      | -                | 3        | -                | 1                | -                |
| B 20                       | Diabetes mellitus                                    | M | 52       | -                | 30      | -                | 11       | -                | 11               | -                |
|                            |  | F | 86       | -                | 43      | -                | 26       | -                | 14               | 1                |
| B 21                       | Anaemias   | M | 16       | -                | 21      | -                | 8        | -                | 4                | -                |
|                            |  | F | 25       | -                | 24      | -                | 10       | -                | 6                | 1                |
| B 22                       | Vascular lesions affecting<br>central nervous system | M | 724      | 2                | 612     | 2                | 361      | 5                | 180              | -                |
|                            |  | F | 1,010    | 3                | 723     | 10               | 384      | 7                | 181              | 2                |
| B 23                       | Non-meningococcal meningitis                         | M | 8        | -                | 7       | -                | 2        | -                | -                | -                |
|                            |  | F | 4        | -                | 2       | -                | -        | -                | -                | -                |
| B 24                       | Rheumatic fever                                      | M | -        | -                | 2       | -                | -        | -                | -                | -                |
|                            |  | F | 4        | -                | 1       | -                | -        | -                | -                | -                |
| B 25                       | Chronic rheumatic heart disease                      | M | 53       | 1                | 25      | -                | 22       | -                | 12               | -                |
|                            |  | F | 92       | -                | 43      | -                | 18       | -                | 8                | -                |
| B 26a                      | Chronic endocarditis                                 | M | 63       | -                | 31      | -                | 16       | -                | 9                | -                |
|                            |  | F | 59       | -                | 30      | 1                | 15       | -                | 12               | -                |
| B 26b                      | Coronary and arteriosclerotic<br>heart disease       | M | 1,608    | 28               | 1,095   | 20               | 582      | 7                | 305              | 13               |
|                            |  | F | 963      | 12               | 598     | 9                | 316      | 4                | 173              | 7                |

TABLE 20 (contd.) - DEATHS OF RESIDENTS OF EACH COUNTY AND COUNTY BOROUGH IN 1967, CLASSIFIED BY CAUSE AND SHOWING THE NUMBER OF UNCERTIFIED DEATHS.

| Abbreviated List No. | Cause of death   |   | Leinster |             | Munster |             | Connacht |             | Ulster (part of) |             |
|----------------------|--|---|----------|-------------|---------|-------------|----------|-------------|------------------|-------------|
|                      |  |   | Total    | Uncertified | Total   | Uncertified | Total    | Uncertified | Total            | Uncertified |
| B 26c                | Other myocardial degeneration                            | M | 382      | 1           | 488     | 3           | 259      | 6           | 109              | 2           |
|                      |  | F | 463      | 1           | 565     | 4           | 280      | 10          | 103              | 4           |
| B 27                 | Other diseases of heart                                  | M | 267      | 6           | 266     | 10          | 107      | 2           | 67               | -           |
|                      |  | F | 279      | 3           | 238     | 3           | 91       | 5           | 41               | 1           |
| B 28                 | Hypertension with heart disease                          | M | 119      | -           | 81      | -           | 36       | -           | 12               | -           |
|                      |  | F | 140      | -           | 79      | -           | 38       | -           | 11               | -           |
| B 29                 | Hypertension without mention of heart                    | M | 69       | -           | 38      | -           | 34       | -           | 10               | -           |
|                      |  | F | 61       | -           | 35      | -           | 30       | -           | 6                | -           |
| B 46a                | Other diseases of circulatory system                     | M | 247      | 1           | 171     | 2           | 94       | -           | 39               | 2           |
|                      |  | F | 293      | 1           | 159     | 1           | 67       | 1           | 29               | 1           |
| B 30                 | Influenza  | M | 16       | -           | 15      | -           | 10       | -           | 5                | -           |
|                      |  | F | 27       | -           | 14      | 3           | 7        | -           | 8                | -           |
| B 31                 | Pneumonia  | M | 278      | -           | 195     | 1           | 83       | -           | 59               | 1           |
|                      |  | F | 301      | -           | 177     | 1           | 50       | 1           | 49               | 1           |
| B 32                 | Bronchitis   | M | 479      | -           | 281     | -           | 121      | 2           | 49               | 2           |
|                      |  | F | 243      | -           | 118     | 1           | 64       | -           | 22               | 1           |
| B 46b                | Bronchiectasis   | M | 28       | -           | 7       | -           | 3        | -           | 5                | -           |
|                      |  | F | 16       | -           | 7       | -           | 3        | -           | -                | -           |
| B 46c                | Other diseases of respiratory system                     | M | 75       | -           | 51      | -           | 38       | -           | 12               | -           |
|                      |  | F | 68       | -           | 42      | -           | 22       | -           | 11               | -           |
| B 33                 | Ulcer of stomach and duodenum                            | M | 51       | -           | 45      | -           | 30       | -           | 10               | 1           |
|                      |  | F | 30       | -           | 21      | 1           | 9        | -           | 7                | -           |
| B 34                 | Appendicitis   | M | 3        | -           | 6       | -           | 2        | -           | -                | -           |
|                      |  | F | 4        | -           | 5       | -           | 1        | -           | -                | -           |
| B 35                 | Intestinal obstruction and hernia                        | M | 23       | -           | 36      | -           | 14       | -           | 3                | -           |
|                      |  | F | 24       | -           | 30      | -           | 11       | -           | 9                | -           |
| B 36                 | Gastritis and enteritis (except of newborn)              | M | 65       | -           | 27      | -           | 13       | -           | 7                | -           |
|                      |  | F | 58       | -           | 31      | -           | 3        | -           | 7                | -           |
| B 36, 43, parts of   | Gastro-enteritis (under 2 years)                         | M | 59       | -           | 25      | -           | 4        | -           | 3                | -           |
|                      |  | F | 39       | -           | 12      | -           | 2        | -           | 2                | -           |
| B 37                 | Cirrhosis of liver                                       | M | 36       | -           | 10      | -           | 4        | -           | 3                | -           |
|                      |  | F | 14       | -           | 3       | -           | 5        | -           | 1                | -           |
| B 46d                | Other diseases of digestive system                       | M | 43       | -           | 37      | 1           | 14       | -           | 5                | -           |
|                      |  | F | 52       | -           | 33      | -           | 13       | -           | 12               | -           |
| B 38                 | Nephritis and nephrosis                                  | M | 72       | -           | 65      | -           | 35       | -           | 23               | -           |
|                      |  | F | 73       | -           | 40      | -           | 20       | -           | 19               | 1           |
| B 39                 | Hyperplasia of prostate                                  | M | 50       | -           | 71      | -           | 19       | -           | 20               | -           |
| B 40                 | Deliveries and complications of pregnancy and childbirth | F | 4        | -           | 10      | -           | -        | -           | -                | -           |
| B 41                 | Congenital malformations                                 | M | 146      | -           | 73      | -           | 31       | -           | 14               | 1           |
|                      |  | F | 147      | -           | 58      | -           | 22       | -           | 4                | -           |
| B 42                 | Birth injuries, asphyxia and atelectasis                 | M | 90       | -           | 63      | -           | 18       | -           | 11               | -           |
|                      |  | F | 66       | -           | 45      | -           | 14       | -           | 7                | -           |
| B 43                 | Infections of the newborn                                | M | 26       | -           | 16      | -           | 4        | -           | 1                | -           |
|                      |  | F | 19       | 1           | 12      | -           | 3        | -           | 4                | -           |
| B 44                 | Other diseases of early infancy                          | M | 100      | -           | 61      | -           | 19       | -           | 11               | -           |
|                      |  | F | 59       | -           | 43      | -           | 7        | -           | 8                | -           |
| B 45a                | Senility without psychosis                               | M | 85       | 13          | 169     | 66          | 135      | 111         | 40               | 14          |
|                      |  | F | 128      | 15          | 196     | 58          | 147      | 103         | 49               | 22          |
| B 45b                | Ill-defined and unknown causes                           | M | 56       | 12          | 41      | 15          | 32       | 15          | 16               | 1           |
|                      |  | F | 53       | 13          | 38      | 10          | 30       | 13          | 14               | 3           |
| B 46e                | All other diseases                                       | M | 232      | 2           | 177     | -           | 112      | 5           | 59               | 1           |
|                      |  | F | 247      | 1           | 186     | 3           | 76       | 1           | 36               | -           |
| B 47                 | Motor vehicle accidents                                  | M | 159      | -           | 82      | -           | 29       | -           | 16               | -           |
|                      |  | F | 52       | -           | 18      | -           | 12       | -           | 5                | -           |
| B 48                 | All other accidents                                      | M | 162      | 1           | 155     | -           | 65       | -           | 30               | -           |
|                      |  | F | 144      | -           | 119     | -           | 51       | -           | 13               | -           |
| B 49                 | Suicide and self-inflicted injury                        | M | 14       | -           | 27      | -           | 7        | -           | 6                | -           |
|                      |  | F | 10       | -           | 6       | -           | 1        | -           | 1                | -           |
| B 50                 | Homicide and operations of war                           | M | 3        | -           | 1       | -           | 2        | -           | -                | -           |
|                      |  | F | 1        | -           | 4       | -           | -        | -           | 2                | -           |

TABLE 20 (contd.) - DEATHS OF RESIDENTS OF EACH COUNTY AND COUNTY BOROUGH 1967, CLASSIFIED BY CAUSE AND SHOWING THE NUMBER OF UNCERTIFIED DEATHS.

| Abbreviated List No. | Cause of death                                       |   | Carlow County |             | Dublin County Borough |             | Dun Laoghaire Borough |             | Dublin County (remainder) |             |
|----------------------|--|---|---------------|-------------|-----------------------|-------------|-----------------------|-------------|---------------------------|-------------|
|                      |  |   | Total         | Uncertified | Total                 | Uncertified | Total                 | Uncertified | Total                     | Uncertified |
|                      | Total  | M | 186           | 1           | 2,715                 | 9           | 296                   | -           | 606                       | 2           |
|                      |  | F | 161           | 1           | 2,688                 | 8           | 334                   | -           | 527                       | 2           |
| B 1                  | Tuberculosis of respiratory system                   | M | 2             | -           | 45                    | -           | 2                     | -           | 1                         | -           |
|                      |  | F | -             | -           | 14                    | -           | -                     | -           | 3                         | -           |
| B 2                  | Tuberculosis, other forms                            | M | 1             | -           | 1                     | -           | 1                     | -           | -                         | -           |
|                      |  | F | 2             | -           | 6                     | -           | -                     | -           | -                         | -           |
| B 3                  | Syphilis and its sequelae                            | M | -             | -           | 1                     | -           | -                     | -           | -                         | -           |
|                      |  | F | -             | -           | 1                     | -           | -                     | -           | -                         | -           |
| B 4                  | Typhoid fever  | M | -             | -           | -                     | -           | -                     | -           | -                         | -           |
|                      |  | F | -             | -           | -                     | -           | -                     | -           | -                         | -           |
| B 6                  | Dysentery, all forms                                 | M | -             | -           | 1                     | -           | -                     | -           | -                         | -           |
|                      |  | F | -             | -           | -                     | -           | -                     | -           | -                         | -           |
| B 7a                 | Scarlet fever  | M | -             | -           | -                     | -           | -                     | -           | -                         | -           |
|                      |  | F | -             | -           | -                     | -           | -                     | -           | -                         | -           |
| B 7b                 | Streptococcal sore throat                            | M | -             | -           | -                     | -           | -                     | -           | -                         | -           |
|                      |  | F | -             | -           | -                     | -           | -                     | -           | -                         | -           |
| B 8                  | Diphtheria   | M | -             | -           | -                     | -           | -                     | -           | -                         | -           |
|                      |  | F | -             | -           | -                     | -           | -                     | -           | 1                         | -           |
| B 9                  | Whooping cough                                       | M | -             | -           | -                     | -           | -                     | -           | -                         | -           |
|                      |  | F | -             | -           | 1                     | -           | -                     | -           | -                         | -           |
| B 10                 | Meningococcal infections                             | M | -             | -           | -                     | -           | -                     | -           | -                         | -           |
|                      |  | F | -             | -           | 1                     | -           | -                     | -           | -                         | -           |
| B 12                 | Acute poliomyelitis                                  | M | -             | -           | -                     | -           | -                     | -           | -                         | -           |
|                      |  | F | -             | -           | -                     | -           | -                     | -           | -                         | -           |
| B 14                 | Measles  | M | -             | -           | -                     | -           | -                     | -           | 1                         | -           |
|                      |  | F | -             | -           | 1                     | -           | -                     | -           | 1                         | -           |
| B 16                 | Malaria  | M | -             | -           | -                     | -           | -                     | -           | -                         | -           |
|                      |  | F | -             | -           | -                     | -           | -                     | -           | -                         | -           |
| B 17                 | Other infective and parasitic diseases               | M | -             | -           | 8                     | -           | 1                     | -           | 3                         | -           |
|                      |  | F | -             | -           | 3                     | -           | 1                     | -           | 1                         | -           |
| B 18a                | Malignant neoplasms:-<br>of stomach                  | M | 7             | -           | 79                    | -           | 7                     | -           | 15                        | -           |
|                      |  | F | 7             | -           | 74                    | -           | 7                     | -           | 9                         | -           |
| B 18b                | of other digestive organs<br>and peritoneum          | M | 10            | -           | 118                   | -           | 20                    | -           | 23                        | -           |
|                      |  | F | 9             | -           | 132                   | -           | 15                    | -           | 35                        | -           |
| B 18c                | of respiratory system                                | M | 6             | -           | 205                   | -           | 19                    | -           | 30                        | -           |
|                      |  | F | 2             | -           | 52                    | -           | 7                     | -           | 8                         | -           |
| B 18d                | of breast  | M | -             | -           | 1                     | -           | -                     | -           | -                         | -           |
|                      |  | F | 3             | -           | 80                    | -           | 7                     | -           | 19                        | -           |
| B 18e                | of genito-urinary system                             | M | 5             | -           | 57                    | -           | 13                    | -           | 22                        | -           |
|                      |  | F | 4             | -           | 62                    | -           | 8                     | -           | 12                        | -           |
| B 18f                | of lymphatic and<br>haematopoietic tissues           | M | 3             | -           | 27                    | -           | 5                     | -           | 10                        | -           |
|                      |  | F | -             | -           | 35                    | -           | 3                     | -           | 3                         | -           |
| B 18g                | other  | M | 5             | -           | 57                    | -           | 7                     | -           | 13                        | -           |
|                      |  | F | 3             | -           | 42                    | -           | 9                     | -           | 12                        | -           |
| B 19                 | Benign and unspecified<br>neoplasms                  | M | 1             | -           | 8                     | -           | 3                     | -           | 3                         | -           |
|                      |  | F | -             | -           | 13                    | -           | -                     | -           | -                         | -           |
| B 20                 | Diabetes mellitus;                                   | M | 1             | -           | 15                    | -           | 5                     | -           | 4                         | -           |
|                      |  | F | 3             | -           | 39                    | -           | 5                     | -           | 5                         | -           |
| B 21                 | Anaemias   | M | -             | -           | 1                     | -           | -                     | -           | -                         | -           |
|                      |  | F | -             | -           | 12                    | -           | 3                     | -           | 1                         | -           |
| B 22                 | Vascular lesions affecting<br>central nervous system | M | 20            | -           | 214                   | -           | 32                    | -           | 51                        | -           |
|                      |  | F | 27            | -           | 363                   | 1           | 59                    | -           | 79                        | -           |
| B 23                 | Non-meningococcal meningitis                         | M | -             | -           | 2                     | -           | 1                     | -           | 3                         | -           |
|                      |  | F | -             | -           | 3                     | -           | -                     | -           | 1                         | -           |
| B 24                 | Rheumatic fever                                      | M | -             | -           | -                     | -           | -                     | -           | -                         | -           |
|                      |  | F | -             | -           | 2                     | -           | -                     | -           | -                         | -           |
| B 25                 | Chronic rheumatic heart<br>disease                   | M | -             | -           | 12                    | -           | -                     | -           | 6                         | -           |
|                      |  | F | 8             | -           | 49                    | -           | 5                     | -           | 3                         | -           |
| B 26a                | Chronic endocarditis                                 | M | -             | -           | 13                    | -           | 4                     | -           | 1                         | -           |
|                      |  | F | 1             | -           | 24                    | -           | 2                     | -           | 4                         | -           |
| B 26b                | Coronary and arteriosclerotic<br>heart disease       | M | 33            | -           | 633                   | 4           | 64                    | -           | 141                       | 1           |
|                      |  | F | 20            | -           | 450                   | 3           | 42                    | -           | 92                        | 1           |

TABLE 20 (contd.) - DEATHS OF RESIDENTS OF EACH COUNTY AND COUNTY BOROUGH IN 1967, CLASSIFIED BY CAUSE AND SHOWING THE NUMBER OF UNCERTIFIED DEATHS.

| Abbreviated List No.   | Cause of death   |   | Carlow County |             | Dublin County Borough |             | Dun Laoghaire Borough |             | Dublin County (remainder) |             |
|------------------------|--|---|---------------|-------------|-----------------------|-------------|-----------------------|-------------|---------------------------|-------------|
|                        |  |   | Total         | Uncertified | Total                 | Uncertified | Total                 | Uncertified | Total                     | Uncertified |
| B 26c                  | Other myocardial degeneration                            | M | 5             | -           | 77                    | -           | 15                    | -           | 15                        | -           |
|                        |  | F | 13            | -           | 118                   | -           | 25                    | -           | 22                        | -           |
| B 27                   | Other diseases of heart                                  | M | 15            | 1           | 91                    | 1           | 12                    | -           | 24                        | -           |
|                        |  | F | 12            | -           | 110                   | -           | 10                    | -           | 20                        | -           |
| B 28                   | Hypertension with heart disease                          | M | 3             | -           | 34                    | -           | 3                     | -           | 8                         | -           |
|                        |  | F | 2             | -           | 63                    | -           | 12                    | -           | 8                         | -           |
| B 29                   | Hypertension without mention of heart                    | M | -             | -           | 21                    | -           | 2                     | -           | 5                         | -           |
|                        |  | F | 1             | -           | 28                    | -           | 3                     | -           | 4                         | -           |
| B 46a                  | Other diseases of circulatory system                     | M | 12            | -           | 78                    | -           | 7                     | -           | 15                        | -           |
|                        |  | F | 9             | -           | 95                    | 1           | 15                    | -           | 10                        | -           |
| B 30                   | Influenza  | M | 1             | -           | 2                     | -           | 1                     | -           | -                         | -           |
|                        |  | F | -             | -           | 10                    | -           | -                     | -           | 2                         | -           |
| B 31                   | Pneumonia  | M | 7             | -           | 138                   | -           | 6                     | -           | 30                        | -           |
|                        |  | F | 2             | -           | 154                   | -           | 16                    | -           | 28                        | -           |
| B 32                   | Bronchitis   | M | 14            | -           | 217                   | -           | 19                    | -           | 32                        | -           |
|                        |  | F | 1             | -           | 120                   | -           | 10                    | -           | 26                        | -           |
| B 46b                  | Bronchiectasis   | M | 3             | -           | 10                    | -           | -                     | -           | 1                         | -           |
|                        |  | F | 1             | -           | 8                     | -           | 1                     | -           | 2                         | -           |
| B 46c                  | Other diseases of respiratory system                     | M | -             | -           | 30                    | -           | 3                     | -           | 5                         | -           |
|                        |  | F | -             | -           | 37                    | -           | 5                     | -           | 5                         | -           |
| B 33                   | Ulcer of stomach and duodenum                            | M | -             | -           | 21                    | -           | 2                     | -           | 3                         | -           |
|                        |  | F | -             | -           | 14                    | -           | 2                     | -           | -                         | -           |
| B 34                   | Appendicitis   | M | -             | -           | 1                     | -           | -                     | -           | -                         | -           |
|                        |  | F | -             | -           | -                     | -           | -                     | -           | -                         | -           |
| B 35                   | Intestinal obstruction and hernia                        | M | -             | -           | 13                    | -           | 2                     | -           | 2                         | -           |
|                        |  | F | 1             | -           | 13                    | -           | -                     | -           | 2                         | -           |
| B 36                   | Gastritis and enteritis (except of newborn)              | M | 3             | -           | 30                    | -           | 3                     | -           | 8                         | -           |
|                        |  | F | 2             | -           | 25                    | -           | 6                     | -           | 6                         | -           |
| B 36, 43, parts of     | Gastro-enteritis (under 2 years)                         | M | 3             | -           | 30                    | -           | 2                     | -           | 11                        | -           |
|                        |  | F | 1             | -           | 20                    | -           | 4                     | -           | 6                         | -           |
| B 37                   | Cirrhosis of liver                                       | M | -             | -           | 16                    | -           | 3                     | -           | 1                         | -           |
|                        |  | F | -             | -           | 8                     | -           | 2                     | -           | 1                         | -           |
| B 46d                  | Other diseases of digestive system                       | M | -             | -           | 18                    | -           | 1                     | -           | 2                         | -           |
|                        |  | F | 1             | -           | 28                    | -           | 1                     | -           | 5                         | -           |
| B 38                   | Nephritis and nephrosis                                  | M | 3             | -           | 24                    | -           | 3                     | -           | 7                         | -           |
|                        |  | F | 4             | -           | 31                    | -           | 2                     | -           | 2                         | -           |
| B 39                   | Hyperplasia of prostate                                  | M | 2             | -           | 10                    | -           | 1                     | -           | 4                         | -           |
| B 40                   | Deliveries and complications of pregnancy and childbirth | F | -             | -           | 3                     | -           | -                     | -           | -                         | -           |
| B 41                   | Congenital malformations                                 | M | 2             | -           | 56                    | -           | 8                     | -           | 31                        | -           |
|                        |  | F | 4             | -           | 69                    | -           | 10                    | -           | 17                        | -           |
| B 42                   | Birth injuries, asphyxia and atelectasis                 | M | -             | -           | 37                    | -           | 5                     | -           | 8                         | -           |
|                        |  | F | 1             | -           | 26                    | -           | 3                     | -           | 7                         | -           |
| B 43                   | Infections of the newborn                                | M | -             | -           | 11                    | -           | 1                     | -           | 4                         | -           |
|                        |  | F | -             | -           | 6                     | -           | -                     | -           | 4                         | -           |
| B 44                   | Other diseases of early infancy                          | M | 3             | -           | 52                    | -           | 2                     | -           | 10                        | -           |
|                        |  | F | 2             | -           | 22                    | -           | 1                     | -           | 8                         | -           |
| B 45a                  | Senility without psychosis                               | M | 1             | -           | 4                     | -           | -                     | -           | 1                         | -           |
|                        |  | F | 4             | 1           | 14                    | -           | 9                     | -           | 8                         | 1           |
| B 45b                  | Ill-defined and unknown causes                           | M | 1             | -           | 11                    | 4           | -                     | -           | 2                         | 1           |
|                        |  | F | -             | -           | 16                    | 3           | 1                     | -           | 1                         | -           |
| B 46e                  | All other diseases                                       | M | 8             | -           | 93                    | -           | 5                     | -           | 19                        | -           |
|                        |  | F | 9             | -           | 123                   | -           | 18                    | -           | 18                        | -           |
| <b>External Causes</b> |  |   |               |             |                       |             |                       |             |                           |             |
| B 47                   | Motor vehicle accidents                                  | M | 6             | -           | 55                    | -           | 4                     | -           | 25                        | -           |
|                        |  | F | -             | -           | 22                    | -           | 3                     | -           | 10                        | -           |
| B 48                   | All other accidents                                      | M | 2             | -           | 59                    | -           | 3                     | -           | 16                        | -           |
|                        |  | F | 2             | -           | 62                    | -           | 5                     | -           | 19                        | -           |
| B 49                   | Suicide and self-inflicted injury                        | M | 1             | -           | 5                     | -           | 1                     | -           | 1                         | -           |
|                        |  | F | 1             | -           | 3                     | -           | 1                     | -           | 3                         | -           |
| B 50                   | Homicide and operations of war                           | M | -             | -           | 3                     | -           | -                     | -           | -                         | -           |
|                        |  | F | -             | -           | 1                     | -           | -                     | -           | -                         | -           |

TABLE 20 (contd.) - DEATHS OF RESIDENTS OF EACH COUNTY AND COUNTY BOROUGH IN 1967, CLASSIFIED BY CAUSE AND SHOWING THE NUMBER OF UNCERTIFIED DEATHS.

| Abbreviated List No. | Cause of death                                       |        | Kildare County |             | Kilkenny County |             | Laois County |             | Longford County |             |
|----------------------|--|--------|----------------|-------------|-----------------|-------------|--------------|-------------|-----------------|-------------|
|                      |  |        | Total          | Uncertified | Total           | Uncertified | Total        | Uncertified | Total           | Uncertified |
|                      | Total  | M<br>F | 348<br>269     | 10<br>4     | 400<br>297      | 1<br>2      | 295<br>218   | 11<br>2     | 206<br>154      | 10<br>9     |
| B 1                  | Tuberculosis of respiratory system                   | M      | 3              | -           | 1               | -           | 1            | -           | 1               | -           |
|                      |  | F      | 2              | -           | 2               | -           | -            | -           | 2               | -           |
| B 2                  | Tuberculosis, other forms                            | M      | 1              | -           | -               | -           | 1            | -           | 1               | -           |
|                      |  | F      | -              | -           | 1               | -           | -            | -           | -               | -           |
| B 3                  | Syphilis and its sequelae                            | M      | -              | -           | -               | -           | -            | -           | -               | -           |
|                      |  | F      | -              | -           | -               | -           | -            | -           | -               | -           |
| B 4                  | Typhoid fever  | M      | -              | -           | -               | -           | -            | -           | -               | -           |
|                      |  | F      | -              | -           | -               | -           | -            | -           | -               | -           |
| B 6                  | Dysentery, all forms                                 | M      | -              | -           | -               | -           | -            | -           | -               | -           |
|                      |  | F      | -              | -           | -               | -           | -            | -           | -               | -           |
| B 7a                 | Scarlet fever  | M      | -              | -           | -               | -           | -            | -           | -               | -           |
|                      |  | F      | -              | -           | -               | -           | -            | -           | -               | -           |
| B 7b                 | Streptococcal sore throat                            | M      | -              | -           | -               | -           | -            | -           | 1               | -           |
|                      |  | F      | -              | -           | -               | -           | -            | -           | -               | -           |
| B 8                  | Diphtheria   | M      | -              | -           | -               | -           | -            | -           | -               | -           |
|                      |  | F      | -              | -           | -               | -           | -            | -           | -               | -           |
| B 9                  | Whooping cough                                       | M      | -              | -           | -               | -           | -            | -           | -               | -           |
|                      |  | F      | -              | -           | -               | -           | -            | -           | -               | -           |
| B 10                 | Meningococcal infections                             | M      | -              | -           | -               | -           | -            | -           | -               | -           |
|                      |  | F      | -              | -           | -               | -           | -            | -           | -               | -           |
| B 12                 | Acute poliomyelitis                                  | M      | -              | -           | -               | -           | -            | -           | -               | -           |
|                      |  | F      | -              | -           | -               | -           | -            | -           | -               | -           |
| B 14                 | Measles  | M      | -              | -           | -               | -           | -            | -           | -               | -           |
|                      |  | F      | -              | -           | 1               | -           | -            | -           | -               | -           |
| B 16                 | Malaria  | M      | -              | -           | -               | -           | -            | -           | -               | -           |
|                      |  | F      | -              | -           | -               | -           | -            | -           | -               | -           |
| B 17                 | Other infective and parasitic diseases               | M      | -              | -           | -               | -           | 1            | -           | 1               | -           |
|                      |  | F      | -              | -           | -               | -           | -            | -           | -               | -           |
| B 18a                | Malignant neoplasms:-<br>of stomach                  | M      | 8              | -           | 10              | -           | 7            | -           | 1               | -           |
|                      |  | F      | 6              | -           | 9               | -           | 4            | -           | 5               | -           |
| B 18b                | of other digestive organs<br>and peritoneum          | M      | 13             | -           | 10              | -           | 12           | -           | 6               | -           |
|                      |  | F      | 10             | -           | 16              | -           | 6            | -           | 5               | -           |
| B 18c                | of respiratory system                                | M      | 16             | -           | 12              | -           | 8            | -           | 4               | -           |
|                      |  | F      | 3              | -           | 1               | -           | 5            | -           | -               | -           |
| B 18d                | of breast  | M      | -              | -           | -               | -           | 1            | -           | -               | -           |
|                      |  | F      | 10             | -           | 9               | -           | 5            | -           | 5               | -           |
| B 18e                | of genito-urinary system                             | M      | 7              | -           | 6               | -           | 2            | -           | 6               | -           |
|                      |  | F      | 7              | -           | 5               | -           | 9            | -           | 3               | -           |
| B 18f                | of lymphatic and<br>haematopoietic tissues           | M      | 4              | -           | 3               | -           | 2            | -           | 2               | -           |
|                      |  | F      | 4              | -           | 2               | -           | 1            | -           | 2               | -           |
| B 18g                | other  | M      | 8              | -           | 6               | -           | 6            | -           | 5               | -           |
|                      |  | F      | 6              | -           | 5               | -           | 4            | -           | 3               | -           |
| B 19                 | Benign and unspecified                               | M      | 3              | -           | 1               | -           | 1            | -           | 1               | -           |
|                      |  | F      | 1              | -           | 2               | -           | 1            | -           | -               | -           |
| B 20                 | Diabetes mellitus                                    | M      | 3              | -           | 2               | -           | 5            | -           | 1               | -           |
|                      |  | F      | 3              | -           | 1               | -           | 4            | -           | 1               | -           |
| B 21                 | Anaemias   | M      | 1              | -           | 1               | -           | 1            | -           | -               | -           |
|                      |  | F      | -              | -           | 2               | -           | 2            | -           | -               | -           |
| B 22                 | Vascular lesions affecting<br>central nervous system | M      | 36             | -           | 59              | -           | 35           | -           | 25              | 1           |
|                      |  | F      | 34             | -           | 47              | -           | 40           | -           | 26              | -           |
| B 23                 | Non-meningococcal<br>meningitis                      | M      | 1              | -           | -               | -           | -            | -           | -               | -           |
|                      |  | F      | -              | -           | -               | -           | -            | -           | -               | -           |
| B 24                 | Rheumatic fever                                      | M      | -              | -           | -               | -           | -            | -           | -               | -           |
|                      |  | F      | -              | -           | 1               | -           | -            | -           | -               | -           |
| B 25                 | Chronic rheumatic heart<br>disease                   | M      | 9              | -           | 4               | -           | 3            | 1           | -               | -           |
|                      |  | F      | 8              | -           | 3               | -           | 5            | -           | 1               | -           |
| B 26a                | Chronic endocarditis                                 | M      | 1              | -           | 3               | -           | 18           | -           | 4               | -           |
|                      |  | F      | 3              | -           | -               | -           | 6            | -           | 2               | -           |
| B 26b                | Coronary and arteriosclerotic<br>heart disease       | M      | 71             | 8           | 76              | -           | 71           | 6           | 32              | 1           |
|                      |  | F      | 29             | 1           | 39              | -           | 38           | 1           | 13              | -           |



TABLE 20 (contd.) - DEATHS OF RESIDENTS OF EACH COUNTY AND COUNTY BOROUGH IN 1967, CLASSIFIED BY CAUSE AND SHOWING THE NUMBER OF UNCERTIFIED DEATHS.

| Abbreviated List No. | Cause of death                                       |        | Louth County |             | Meath County |             | Offaly County |             | Westmeath County |             |
|----------------------|--|--------|--------------|-------------|--------------|-------------|---------------|-------------|------------------|-------------|
|                      |  |        | Total        | Uncertified | Total        | Uncertified | Total         | Uncertified | Total            | Uncertified |
|                      | Total  | M<br>F | 374<br>328   | 1<br>3      | 397<br>308   | 11<br>4     | 323<br>223    | 7<br>6      | 330<br>273       | 3<br>8      |
| B 1                  | Tuberculosis of respiratory system                   | M<br>F | 6<br>2       | -<br>-      | -<br>-       | -<br>-      | 5<br>1        | -<br>-      | 1<br>-           | -<br>-      |
| B 2                  | Tuberculosis, other forms                            | M<br>F | -<br>3       | -<br>-      | -<br>-       | -<br>-      | 1<br>-        | -<br>-      | 1<br>-           | -<br>-      |
| B 3                  | Syphilis and its sequelae                            | M<br>F | -<br>-       | -<br>-      | -<br>-       | -<br>-      | -<br>-        | -<br>-      | -<br>-           | -<br>-      |
| B 4                  | Typhoid fever  | M<br>F | -<br>-       | -<br>-      | -<br>-       | -<br>-      | -<br>-        | -<br>-      | -<br>-           | -<br>-      |
| B 6                  | Dysentery, all forms                                 | M<br>F | -<br>-       | -<br>-      | -<br>-       | -<br>-      | -<br>-        | -<br>-      | -<br>-           | -<br>-      |
| B 7a                 | Scarlet fever  | M<br>F | -<br>-       | -<br>-      | -<br>-       | -<br>-      | -<br>-        | -<br>-      | -<br>-           | -<br>-      |
| B 7b                 | Streptococcal sore throat                            | M<br>F | -<br>-       | -<br>-      | -<br>-       | -<br>-      | -<br>-        | -<br>-      | -<br>-           | -<br>-      |
| B 8                  | Diphtheria   | M<br>F | -<br>-       | -<br>-      | -<br>-       | -<br>-      | -<br>-        | -<br>-      | -<br>-           | -<br>-      |
| B 9                  | Whooping cough                                       | M<br>F | -<br>-       | -<br>-      | -<br>-       | -<br>-      | -<br>1        | -<br>-      | -<br>-           | -<br>-      |
| B 10                 | Meningococcal infections                             | M<br>F | -<br>-       | -<br>-      | -<br>-       | -<br>-      | -<br>-        | -<br>-      | -<br>-           | -<br>-      |
| B 12                 | Acute poliomyelitis                                  | M<br>F | -<br>-       | -<br>-      | -<br>-       | -<br>-      | -<br>-        | -<br>-      | -<br>-           | -<br>-      |
| B 14                 | Measles  | M<br>F | -<br>-       | -<br>-      | -<br>1       | -<br>-      | -<br>-        | -<br>-      | -<br>-           | -<br>-      |
| B 16                 | Malaria  | M<br>F | -<br>-       | -<br>-      | -<br>-       | -<br>-      | -<br>-        | -<br>-      | -<br>-           | -<br>-      |
| B 17                 | Other infective and parasitic diseases               | M<br>F | 5<br>2       | -<br>-      | -<br>-       | -<br>-      | 1<br>-        | -<br>-      | -<br>2           | -<br>-      |
| B 18a                | Malignant neoplasms:-<br>of stomach                  | M<br>F | 21<br>10     | -<br>-      | 8<br>2       | -<br>-      | 6<br>8        | -<br>-      | 11<br>9          | -<br>-      |
| B 18b                | of other digestive organs<br>and peritoneum          | M<br>F | 9<br>14      | -<br>-      | 18<br>17     | -<br>-      | 11<br>8       | -<br>-      | 22<br>9          | -<br>-      |
| B 18c                | of respiratory system                                | M<br>F | 20<br>6      | -<br>-      | 17<br>1      | -<br>-      | 16<br>2       | -<br>-      | 15<br>1          | -<br>-      |
| B 18d                | of breast  | M<br>F | -<br>8       | -<br>-      | -<br>10      | -<br>-      | -<br>9        | -<br>-      | -<br>8           | -<br>-      |
| B 18e                | of genito-urinary system                             | M<br>F | 11<br>12     | -<br>-      | 8<br>7       | -<br>-      | 4<br>5        | -<br>-      | 7<br>6           | -<br>-      |
| B 18f                | of lymphatic and<br>haematopoietic tissues           | M<br>F | 2<br>1       | -<br>-      | 5<br>1       | -<br>-      | 1<br>-        | -<br>-      | 2<br>2           | -<br>-      |
| B 18g                | other  | M<br>F | 8<br>4       | -<br>-      | 5<br>7       | -<br>-      | 5<br>3        | -<br>-      | 5<br>4           | -<br>-      |
| B 19                 | Benign and unspecified<br>neoplasms                  | M<br>F | -<br>2       | -<br>-      | -<br>2       | -<br>-      | -<br>-        | -<br>-      | 1<br>-           | -<br>-      |
| B 20                 | Diabetes mellitus                                    | M<br>F | 3<br>4       | -<br>-      | 3<br>8       | -<br>-      | 4<br>1        | -<br>-      | 1<br>3           | -<br>-      |
| B 21                 | Anaemias   | M<br>F | 4<br>1       | -<br>-      | 3<br>1       | -<br>-      | -<br>1        | -<br>-      | 3<br>-           | -<br>-      |
| B 22                 | Vascular lesions affecting<br>central nervous system | M<br>F | 33<br>54     | -<br>-      | 44<br>66     | -<br>-      | 34<br>41      | -<br>-      | 38<br>42         | 1<br>1      |
| B 23                 | Non-meningococcal meningitis                         | M<br>F | -<br>-       | -<br>-      | -<br>-       | -<br>-      | -<br>-        | -<br>-      | -<br>-           | -<br>-      |
| B 24                 | Rheumatic fever                                      | M<br>F | -<br>1       | -<br>-      | -<br>-       | -<br>-      | -<br>-        | -<br>-      | -<br>-           | -<br>-      |
| B 25                 | Chronic rheumatic heart disease                      | M<br>F | 1<br>1       | -<br>-      | 5<br>-       | -<br>-      | -<br>-        | -<br>-      | -<br>-           | -<br>-      |
| B 26a                | Chronic endocarditis                                 | M<br>F | 3<br>7       | -<br>-      | 3<br>4       | -<br>-      | 4<br>1        | -<br>-      | 3<br>2           | -<br>-      |
| B 26b                | Coronary and arteriosclerotic<br>heart disease       | M<br>F | 90<br>39     | -<br>1      | 68<br>34     | 4<br>-      | 66<br>24      | 4<br>2      | 61<br>38         | -<br>3      |





TABLE 20 (contd.) - DEATHS OF RESIDENTS OF EACH COUNTY AND COUNTY BOROUGH IN 1967, CLASSIFIED BY CAUSE AND SHOWING THE NUMBER OF UNCERTIFIED DEATHS.

| Abbreviated List No. | Cause of death                                    |   | Wexford County |             | Wicklow County |             | Cork County Borough |             | Cork County |             |
|----------------------|---|---|----------------|-------------|----------------|-------------|---------------------|-------------|-------------|-------------|
|                      |   |   | Total          | Uncertified | Total          | Uncertified | Total               | Uncertified | Total       | Uncertified |
|                      |   |   | Total          | M           | F              | Total       | M                   | F           | Total       | M           |
|                      |   |   | 518            | -           | 356            | 1           | 650                 | 1           | 1,449       | 16          |
|                      |   |   | 449            | -           | 305            | 1           | 666                 | -           | 1,252       | 19          |
| B 1                  | Tuberculosis of respiratory system                | M | 8              | -           | 4              | -           | 5                   | -           | 7           | -           |
|                      |   | F | 5              | -           | 1              | -           | 6                   | -           | 6           | -           |
| B 2                  | Tuberculosis, other forms                         | M | -              | -           | 1              | -           | 1                   | -           | -           | -           |
|                      |   | F | -              | -           | -              | -           | -                   | -           | 2           | -           |
| B 3                  | Syphilis and its sequelae                         | M | -              | -           | -              | -           | -                   | -           | 1           | -           |
|                      |   | F | 1              | -           | -              | -           | 1                   | -           | -           | -           |
| B 4                  | Typhoid fever                                     | M | -              | -           | -              | -           | -                   | -           | -           | -           |
|                      |   | F | -              | -           | -              | -           | -                   | -           | -           | -           |
| B 6                  | Dysentery, all forms                              | M | -              | -           | -              | -           | 1                   | -           | -           | -           |
|                      |   | F | -              | -           | -              | -           | -                   | -           | -           | -           |
| B 7a                 | Scarlet fever                                     | M | -              | -           | -              | -           | -                   | -           | -           | -           |
|                      |   | F | -              | -           | -              | -           | -                   | -           | -           | -           |
| B 7b                 | Streptococcal sore throat                         | M | -              | -           | -              | -           | -                   | -           | -           | -           |
|                      |   | F | -              | -           | -              | -           | -                   | -           | -           | -           |
| B 8                  | Diphtheria  | M | -              | -           | -              | -           | -                   | -           | -           | -           |
|                      |   | F | -              | -           | -              | -           | -                   | -           | -           | -           |
| B 9                  | Whooping cough                                    | M | -              | -           | -              | -           | -                   | -           | 1           | -           |
|                      |   | F | -              | -           | -              | -           | 1                   | -           | -           | -           |
| B 10                 | Meningococcal infections                          | M | -              | -           | -              | -           | 2                   | -           | -           | -           |
|                      |   | F | -              | -           | -              | -           | -                   | -           | -           | -           |
| B 12                 | Acute poliomyelitis                               | M | -              | -           | -              | -           | -                   | -           | -           | -           |
|                      |   | F | -              | -           | -              | -           | -                   | -           | -           | -           |
| B 14                 | Measles   | M | -              | -           | -              | -           | -                   | -           | -           | -           |
|                      |   | F | -              | -           | -              | -           | -                   | -           | -           | -           |
| B 16                 | Malaria   | M | -              | -           | -              | -           | -                   | -           | -           | -           |
|                      |   | F | -              | -           | -              | -           | -                   | -           | -           | -           |
| B 17                 | Other infective and parasitic diseases            | M | 1              | -           | -              | -           | 1                   | -           | 1           | -           |
|                      |   | F | 1              | -           | 2              | -           | 3                   | -           | 5           | -           |
| B 18a                | Malignant neoplasms:- of stomach                  | M | 16             | -           | 7              | -           | 15                  | -           | 43          | -           |
|                      |   | F | 17             | -           | 9              | -           | 11                  | -           | 31          | -           |
| B 18b                | of other digestive organs and peritoneum          | M | 19             | -           | 14             | -           | 28                  | -           | 78          | -           |
|                      |   | F | 24             | -           | 8              | -           | 45                  | -           | 55          | -           |
| B 18c                | of respiratory system                             | M | 14             | -           | 26             | -           | 39                  | -           | 49          | -           |
|                      |   | F | 6              | -           | 11             | -           | 11                  | -           | 12          | -           |
| B 18d                | of breast   | M | -              | -           | -              | -           | -                   | -           | -           | -           |
|                      |   | F | 17             | -           | 9              | -           | 17                  | -           | 33          | -           |
| B 18e                | of genito-urinary system                          | M | 15             | -           | 6              | -           | 15                  | -           | 26          | -           |
|                      |   | F | 12             | -           | 10             | -           | 13                  | -           | 26          | -           |
| B 18f                | of lymphatic and haematopoietic tissues           | M | 10             | -           | 3              | -           | 9                   | -           | 17          | -           |
|                      |   | F | 4              | -           | 3              | -           | 5                   | -           | 14          | -           |
| B 18g                | other   | M | 8              | -           | 8              | -           | 6                   | -           | 28          | -           |
|                      |   | F | 7              | -           | 5              | -           | 15                  | -           | 22          | -           |
| B 19                 | Benign and unspecified neoplasms                  | M | 4              | -           | -              | -           | 2                   | -           | 4           | -           |
|                      |   | F | -              | -           | 1              | -           | -                   | -           | 9           | -           |
| B 20                 | Diabetes mellitus                                 | M | 3              | -           | 2              | -           | 4                   | -           | 5           | -           |
|                      |   | F | 6              | -           | 3              | -           | 7                   | -           | 13          | -           |
| B 21                 | Anaemias  | M | 1              | -           | 1              | -           | 3                   | -           | 6           | -           |
|                      |   | F | 1              | -           | 1              | -           | 2                   | -           | 7           | -           |
| B 22                 | Vascular lesions affecting central nervous system | M | 67             | -           | 36             | -           | 61                  | -           | 182         | 1           |
|                      |   | F | 87             | -           | 45             | 1           | 101                 | -           | 218         | 1           |
| B 23                 | Non-meningococcal meningitis                      | M | 1              | -           | -              | -           | 2                   | -           | 1           | -           |
|                      |   | F | -              | -           | -              | -           | -                   | -           | 2           | -           |
| B 24                 | Rheumatic fever                                   | M | -              | -           | -              | -           | -                   | -           | 1           | -           |
|                      |   | F | -              | -           | -              | -           | -                   | -           | 1           | -           |
| B 25                 | Chronic rheumatic heart disease                   | M | 7              | -           | 6              | -           | 2                   | -           | 2           | -           |
|                      |   | F | 5              | -           | 4              | -           | 19                  | -           | 8           | -           |
| B 26a                | Chronic endocarditis                              | M | 4              | -           | 2              | -           | 3                   | -           | 9           | -           |
|                      |   | F | 2              | -           | 1              | -           | 6                   | -           | 8           | 1           |
| B 26b                | Coronary and arteriosclerotic heart disease       | M | 122            | -           | 80             | -           | 136                 | -           | 279         | 4           |
|                      |   | F | 56             | -           | 49             | -           | 91                  | -           | 161         | 1           |

TABLE 20 (contd.) - DEATHS OF RESIDENTS OF EACH COUNTY AND COUNTY BOROUGH IN 1967, CLASSIFIED BY CAUSE AND SHOWING THE NUMBER OF UNCERTIFIED DEATHS.

| Abbreviated List No.   | Cause of death   |   | Wexford County |             | Wicklow County |             | Cork County Borough |             | Cork County |             |
|------------------------|--|---|----------------|-------------|----------------|-------------|---------------------|-------------|-------------|-------------|
|                        |  |   | Total          | Uncertified | Total          | Uncertified | Total               | Uncertified | Total       | Uncertified |
| B 26c                  | Other myocardial degeneration                            | M | 39             | -           | 37             | -           | 42                  | -           | 130         | 1           |
|                        |  | F | 37             | -           | 29             | -           | 81                  | -           | 147         | 1           |
| B 27                   | Other diseases of heart                                  | M | 7              | -           | 7              | -           | 19                  | -           | 68          | -           |
|                        |  | F | 12             | -           | 9              | -           | 32                  | -           | 63          | -           |
| B 28                   | Hypertension with heart disease                          | M | 3              | -           | 5              | -           | 7                   | -           | 23          | -           |
|                        |  | F | 3              | -           | 3              | -           | 9                   | -           | 16          | -           |
| B 29                   | Hypertension without mention of heart                    | M | 6              | -           | 3              | -           | 7                   | -           | 5           | -           |
|                        |  | F | 6              | -           | 3              | -           | 6                   | -           | 7           | -           |
| B 46a                  | Other diseases of circulatory system                     | M | 39             | -           | 11             | -           | 22                  | -           | 47          | 1           |
|                        |  | F | 58             | -           | 12             | -           | 25                  | -           | 47          | -           |
| B 30                   | Influenza  | M | 1              | -           | 2              | -           | 1                   | -           | 3           | -           |
|                        |  | F | 3              | -           | 2              | -           | -                   | -           | 5           | -           |
| B 31                   | Pneumonia  | M | 8              | -           | 10             | -           | 16                  | -           | 55          | -           |
|                        |  | F | 9              | -           | 17             | -           | 25                  | -           | 48          | -           |
| B 32                   | Bronchitis   | M | 30             | -           | 19             | -           | 60                  | -           | 62          | -           |
|                        |  | F | 16             | -           | 8              | -           | 22                  | -           | 32          | -           |
| B 46b                  | Bronchiectasis   | M | 1              | -           | 1              | -           | 3                   | -           | 1           | -           |
|                        |  | F | 1              | -           | 1              | -           | -                   | -           | 3           | -           |
| B 46c                  | Other diseases of respiratory system                     | M | 4              | -           | 3              | -           | 7                   | -           | 21          | -           |
|                        |  | F | 3              | -           | 4              | -           | 3                   | -           | 21          | -           |
| B 33                   | Ulcer of stomach and duodenum                            | M | 5              | -           | 2              | -           | 7                   | -           | 15          | -           |
|                        |  | F | 1              | -           | -              | -           | 4                   | -           | 5           | 1           |
| B 34                   | Appendicitis   | M | -              | -           | -              | -           | 2                   | -           | -           | -           |
|                        |  | F | 1              | -           | 1              | -           | 1                   | -           | -           | -           |
| B 35                   | Intestinal obstruction and hernia                        | M | -              | -           | -              | -           | 5                   | -           | 9           | -           |
|                        |  | F | 1              | -           | 1              | -           | 5                   | -           | 6           | -           |
| B 36                   | Gastritis and enteritis (except of newborn)              | M | 1              | -           | 5              | -           | 7                   | -           | 4           | -           |
|                        |  | F | 5              | -           | 1              | -           | 6                   | -           | 7           | -           |
| B 36, 43, parts of     | Gastro-enteritis (under 2 years)                         | M | -              | -           | 2              | -           | 7                   | -           | 2           | -           |
|                        |  | F | 3              | -           | 1              | -           | 3                   | -           | 2           | -           |
| B 37                   | Cirrhosis of liver                                       | M | 1              | -           | 1              | -           | 3                   | -           | 1           | -           |
|                        |  | F | -              | -           | 1              | -           | -                   | -           | 1           | -           |
| B 46d                  | Other diseases of digestive system                       | M | 2              | -           | 2              | -           | 3                   | -           | 11          | -           |
|                        |  | F | 1              | -           | 5              | -           | 7                   | -           | 4           | -           |
| B 38                   | Nephritis and nephrosis                                  | M | 4              | -           | 5              | -           | 3                   | -           | 22          | -           |
|                        |  | F | 4              | -           | 2              | -           | 5                   | -           | 15          | -           |
| B 39                   | Hyperplasia of prostate                                  | M | 8              | -           | 3              | -           | 5                   | -           | 18          | -           |
| B 40                   | Deliveries and complications of pregnancy and childbirth | F | -              | -           | 1              | -           | 1                   | -           | 4           | -           |
| B 41                   | Congenital malformations                                 | M | 4              | -           | 4              | -           | 13                  | -           | 10          | -           |
|                        |  | F | 6              | -           | 8              | -           | 10                  | -           | 11          | -           |
| B 42                   | Birth injuries, asphyxia and atelectasis                 | M | 4              | -           | 3              | -           | 12                  | -           | 15          | -           |
|                        |  | F | 2              | -           | 3              | -           | 6                   | -           | 12          | -           |
| B 43                   | Infections of the newborn                                | M | 2              | -           | 2              | -           | 2                   | -           | 1           | -           |
|                        |  | F | 1              | -           | -              | -           | 1                   | -           | 4           | -           |
| B 44                   | Other diseases of early infancy                          | M | 3              | -           | 6              | -           | 7                   | -           | 10          | -           |
|                        |  | F | 5              | -           | 3              | -           | 6                   | -           | 7           | -           |
| B 45a                  | Senility without psychosis                               | M | 2              | -           | 4              | -           | 5                   | -           | 31          | 8           |
|                        |  | F | 5              | -           | 4              | -           | 8                   | -           | 49          | 11          |
| B 45b                  | Ill-defined and unknown causes                           | M | 2              | -           | 2              | 1           | 4                   | 1           | 10          | 1           |
|                        |  | F | -              | -           | 4              | -           | 5                   | -           | 8           | 3           |
| B 46e                  | All other diseases                                       | M | 21             | -           | 7              | -           | 20                  | -           | 49          | -           |
|                        |  | F | 8              | -           | 8              | -           | 24                  | -           | 59          | -           |
| <b>External Causes</b> |  |   |                |             |                |             |                     |             |             |             |
| B 47                   | Motor vehicle accidents                                  | M | 5              | -           | 6              | -           | 9                   | -           | 26          | -           |
|                        |  | F | 1              | -           | 5              | -           | -                   | -           | 3           | -           |
| B 48                   | All other accidents                                      | M | 16             | -           | 10             | -           | 21                  | -           | 47          | -           |
|                        |  | F | 8              | -           | 7              | -           | 16                  | -           | 34          | -           |
| B 49                   | Suicide and self-inflicted injury                        | M | -              | -           | -              | -           | 3                   | -           | 9           | -           |
|                        |  | F | 1              | -           | 1              | -           | 2                   | -           | 1           | -           |
| B 50                   | Homicide and operations of war                           | M | -              | -           | -              | -           | -                   | -           | -           | -           |
|                        |  | F | -              | -           | -              | -           | 2                   | -           | -           | -           |

TABLE 20 (contd.) - DEATHS OF RESIDENTS OF EACH COUNTY AND COUNTY BOROUGH IN 1967, CLASSIFIED BY CAUSE AND SHOWING THE NUMBER OF UNCERTIFIED DEATHS.

| Abbreviated List No. | Cause of death                                       |        | Clare County |             | Kerry County |             | Limerick County Borough |             | Limerick County |             |
|----------------------|--|--------|--------------|-------------|--------------|-------------|-------------------------|-------------|-----------------|-------------|
|                      |  |        | Total        | Uncertified | Total        | Uncertified | Total                   | Uncertified | Total           | Uncertified |
|                      | Total  | M<br>F | 531<br>389   | 11<br>17    | 837<br>621   | 67<br>46    | 233<br>268              | 1<br>3      | 524<br>408      | 7<br>8      |
| B 1                  | Tuberculosis of respiratory system                   | M      | 5            | -           | 2            | -           | 2                       | -           | 6               | -           |
|                      |  | F      | 1            | -           | 2            | -           | 3                       | -           | 5               | -           |
| B 2                  | Tuberculosis, other forms                            | M      | 1            | -           | 1            | -           | -                       | -           | -               | -           |
|                      |  | F      | -            | -           | 1            | -           | 1                       | -           | -               | -           |
| B 3                  | Syphilis and its sequelae                            | M      | -            | -           | -            | -           | -                       | -           | 1               | -           |
|                      |  | F      | -            | -           | -            | -           | -                       | -           | -               | -           |
| B 4                  | Typhoid fever  | M      | -            | -           | -            | -           | -                       | -           | -               | -           |
|                      |  | F      | -            | -           | -            | -           | -                       | -           | -               | -           |
| B 6                  | Dysentery, all forms                                 | M      | 1            | -           | -            | -           | -                       | -           | -               | -           |
|                      |  | F      | -            | -           | -            | -           | -                       | -           | -               | -           |
| B 7a                 | Scarlet fever  | M      | -            | -           | -            | -           | -                       | -           | -               | -           |
|                      |  | F      | -            | -           | -            | -           | -                       | -           | -               | -           |
| B 7b                 | Streptococcal sore throat                            | M      | -            | -           | -            | -           | -                       | -           | -               | -           |
|                      |  | F      | -            | -           | -            | -           | -                       | -           | -               | -           |
| B 8                  | Diphtheria   | M      | -            | -           | -            | -           | -                       | -           | -               | -           |
|                      |  | F      | -            | -           | -            | -           | -                       | -           | -               | -           |
| B 9                  | Whooping cough                                       | M      | -            | -           | -            | -           | -                       | -           | -               | -           |
|                      |  | F      | -            | -           | -            | -           | -                       | -           | -               | -           |
| B 10                 | Meningococcal infections                             | M      | -            | -           | -            | -           | -                       | -           | -               | -           |
|                      |  | F      | -            | -           | -            | -           | -                       | -           | -               | -           |
| B 12                 | Acute poliomyelitis                                  | M      | -            | -           | -            | -           | -                       | -           | -               | -           |
|                      |  | F      | -            | -           | -            | -           | -                       | -           | -               | -           |
| B 14                 | Measles  | M      | -            | -           | -            | -           | -                       | -           | 1               | -           |
|                      |  | F      | -            | -           | -            | -           | -                       | -           | -               | -           |
| B 16                 | Malaria  | M      | -            | -           | -            | -           | -                       | -           | -               | -           |
|                      |  | F      | -            | -           | -            | -           | -                       | -           | -               | -           |
| B 17                 | Other infective and parasitic diseases               | M      | 1            | -           | 6            | -           | -                       | -           | 3               | -           |
|                      |  | F      | -            | -           | 1            | -           | 1                       | -           | 2               | -           |
| B 18a                | Malignant neoplasms:-<br>of stomach                  | M      | 13           | -           | 22           | -           | 4                       | -           | 8               | -           |
|                      |  | F      | 9            | -           | 7            | -           | 4                       | -           | 7               | -           |
| B 18b                | of other digestive organs<br>and peritoneum          | M      | 16           | -           | 29           | -           | 9                       | -           | 19              | -           |
|                      |  | F      | 13           | 1           | 18           | -           | 19                      | -           | 22              | -           |
| B 18c                | of respiratory system                                | M      | 9            | -           | 21           | -           | 14                      | -           | 22              | -           |
|                      |  | F      | 3            | -           | 1            | -           | 4                       | -           | 4               | -           |
| B 18d                | of breast  | M      | -            | -           | -            | -           | -                       | -           | -               | -           |
|                      |  | F      | 11           | -           | 18           | -           | 9                       | -           | 11              | -           |
| B 18e                | of genito-urinary system                             | M      | 12           | -           | 10           | -           | 6                       | -           | 16              | -           |
|                      |  | F      | 7            | -           | 15           | -           | 12                      | -           | 15              | -           |
| B 18f                | of lymphatic and<br>haematopoietic tissues           | M      | 2            | -           | 8            | -           | 2                       | -           | 9               | -           |
|                      |  | F      | 4            | -           | 3            | -           | 1                       | -           | -               | -           |
| B 18g                | other  | M      | 10           | -           | 23           | -           | 4                       | -           | 9               | -           |
|                      |  | F      | 6            | -           | 14           | -           | 3                       | -           | 6               | -           |
| B 19                 | Benign and unspecified<br>neoplasms                  | M      | -            | -           | 1            | -           | 1                       | -           | 1               | -           |
|                      |  | F      | 3            | -           | 4            | -           | 3                       | -           | 3               | -           |
| B 20                 | Diabetes mellitus                                    | M      | 2            | -           | 5            | -           | 2                       | -           | 6               | -           |
|                      |  | F      | 4            | -           | 10           | -           | 1                       | -           | 1               | -           |
| B 21                 | Anaemias   | M      | 2            | -           | 4            | -           | -                       | -           | 1               | -           |
|                      |  | F      | -            | -           | 5            | -           | 4                       | -           | 2               | -           |
| B 22                 | Vascular lesions affecting<br>central nervous system | M      | 47           | -           | 74           | 1           | 21                      | -           | 72              | -           |
|                      |  | F      | 41           | 2           | 88           | 3           | 42                      | 1           | 57              | 1           |
| B 23                 | Non-meningococcal<br>meningitis                      | M      | -            | -           | 2            | -           | -                       | -           | 1               | -           |
|                      |  | F      | -            | -           | -            | -           | -                       | -           | -               | -           |
| B 24                 | Rheumatic fever                                      | M      | -            | -           | -            | -           | 1                       | -           | -               | -           |
|                      |  | F      | -            | -           | -            | -           | -                       | -           | -               | -           |
| B 25                 | Chronic rheumatic heart<br>disease                   | M      | 4            | -           | 3            | -           | 2                       | -           | 4               | -           |
|                      |  | F      | 1            | -           | 1            | -           | 2                       | -           | 4               | -           |
| B 26a                | Chronic endocarditis                                 | M      | 8            | -           | 4            | -           | -                       | -           | 2               | -           |
|                      |  | F      | 7            | -           | 2            | -           | -                       | -           | 2               | -           |
| B 26b                | Coronary and arteriosclerotic<br>heart disease       | M      | 97           | -           | 163          | 11          | 40                      | 1           | 99              | -           |
|                      |  | F      | 50           | 2           | 79           | 4           | 33                      | -           | 70              | -           |

TABLE 20 (contd.) - DEATHS OF RESIDENTS OF EACH COUNTY AND COUNTY BOROUGH IN 1967, CLASSIFIED BY CAUSE AND SHOWING THE NUMBER OF UNCERTIFIED DEATHS.

| Abbreviated List No. | Cause of death   |   | Clare County |             | Kerry County |             | Limerick County Borough |             | Limerick County |             |
|----------------------|--|---|--------------|-------------|--------------|-------------|-------------------------|-------------|-----------------|-------------|
|                      |  |   | Total        | Uncertified | Total        | Uncertified | Total                   | Uncertified | Total           | Uncertified |
| B 26c.               | Other myocardial degeneration                            | M | 94           | -           | 72           | 1           | 5                       | -           | 31              | 1           |
|                      |  | F | 69           | 1           | 90           | -           | 16                      | -           | 43              | 1           |
| B 27                 | Other diseases of heart                                  | M | 27           | 1           | 57           | 6           | 8                       | -           | 21              | -           |
|                      |  | F | 24           | -           | 41           | 3           | 10                      | -           | 24              | -           |
| B 28                 | Hypertension with heart disease                          | M | 7            | -           | 9            | -           | 3                       | -           | 15              | -           |
|                      |  | F | 7            | -           | 18           | -           | 8                       | -           | 9               | -           |
| B 29                 | Hypertension without mention of heart                    | M | 1            | -           | 9            | -           | 2                       | -           | 5               | -           |
|                      |  | F | 4            | -           | 6            | -           | 2                       | -           | 5               | -           |
| B 46a                | Other diseases of circulatory system                     | M | 23           | -           | 31           | 1           | 4                       | -           | 10              | -           |
|                      |  | F | 22           | 1           | 25           | -           | 7                       | -           | 17              | -           |
| B 30                 | Influenza  | M | 2            | -           | 4            | -           | 1                       | -           | 2               | -           |
|                      |  | F | 1            | -           | 5            | 3           | -                       | -           | -               | -           |
| B 31                 | Pneumonia  | M | 21           | -           | 27           | -           | 14                      | -           | 10              | -           |
|                      |  | F | 11           | -           | 13           | -           | 14                      | -           | 16              | -           |
| B 32                 | Bronchitis   | M | 27           | -           | 13           | -           | 21                      | -           | 32              | -           |
|                      |  | F | 10           | -           | 5            | -           | 11                      | -           | 7               | -           |
| B 46b                | Bronchiectasis   | M | -            | -           | 2            | -           | -                       | -           | -               | -           |
|                      |  | F | -            | -           | -            | -           | -                       | -           | 1               | -           |
| B 46c                | Other diseases of respiratory system                     | M | 3            | -           | 8            | -           | 1                       | -           | 6               | -           |
|                      |  | F | 3            | -           | 5            | -           | 2                       | -           | 1               | -           |
| B 33                 | Ulcer of stomach and duodenum                            | M | -            | -           | 9            | -           | 3                       | -           | 2               | -           |
|                      |  | F | 3            | -           | 2            | -           | -                       | -           | 1               | -           |
| B 34                 | Appendicitis   | M | 1            | -           | -            | -           | -                       | -           | -               | -           |
|                      |  | F | 1            | -           | 2            | -           | 1                       | -           | -               | -           |
| B 35                 | Intestinal obstruction and hernia                        | M | 3            | -           | 7            | -           | 1                       | -           | 2               | -           |
|                      |  | F | 2            | -           | 7            | -           | 2                       | -           | 1               | -           |
| B 36                 | Gastritis and enteritis (except of newborn)              | M | 2            | -           | 3            | -           | 2                       | -           | 2               | -           |
|                      |  | F | -            | -           | 4            | -           | 4                       | -           | -               | -           |
| B 36, 43, parts of   | Gastro-enteritis (under 2 years)                         | M | 2            | -           | 4            | -           | 4                       | -           | 3               | -           |
|                      |  | F | 3            | -           | -            | -           | 2                       | -           | -               | -           |
| B 37                 | Cirrhosis of liver                                       | M | -            | -           | 3            | -           | -                       | -           | 1               | -           |
|                      |  | F | -            | -           | -            | -           | -                       | -           | -               | -           |
| B 46d                | Other diseases of digestive system                       | M | 3            | -           | 11           | -           | 2                       | -           | 3               | -           |
|                      |  | F | 5            | -           | 1            | -           | 5                       | -           | 3               | -           |
| B 38                 | Nephritis and nephrosis                                  | M | 7            | -           | 4            | -           | 5                       | -           | 4               | -           |
|                      |  | F | 4            | -           | 5            | -           | 3                       | -           | 2               | -           |
| B 39                 | Hyperplasia of prostate                                  | M | 4            | -           | 22           | -           | 2                       | -           | 8               | -           |
| B 40                 | Deliveries and complications of pregnancy and childbirth | F | 3            | -           | 1            | -           | -                       | -           | -               | -           |
| B 41                 | Congenital malformations                                 | M | 8            | -           | 5            | -           | 11                      | -           | 12              | -           |
|                      |  | F | 6            | -           | 7            | -           | 8                       | -           | 3               | -           |
| B 42                 | Birth injuries, asphyxia and atelectasis                 | M | 4            | -           | 6            | -           | 9                       | -           | 8               | -           |
|                      |  | F | 2            | -           | 5            | -           | 8                       | -           | 4               | -           |
| B 43                 | Infections of the newborn                                | M | 2            | -           | 4            | -           | 3                       | -           | 2               | -           |
|                      |  | F | 3            | -           | 2            | -           | 1                       | -           | -               | -           |
| B 44                 | Other diseases of early infancy                          | M | 13           | -           | 8            | -           | 4                       | -           | 4               | -           |
|                      |  | F | 3            | -           | 5            | -           | 2                       | -           | 8               | -           |
| B 45a                | Senility without psychosis                               | M | 15           | 10          | 53           | 37          | 2                       | -           | 23              | 6           |
|                      |  | F | 21           | 9           | 46           | 27          | 4                       | -           | 20              | 6           |
| B 45b                | Ill-defined and unknown causes                           | M | 1            | -           | 16           | 10          | 1                       | -           | 2               | -           |
|                      |  | F | 2            | 1           | 9            | 4           | 2                       | 1           | 2               | -           |
| B 46e                | All other diseases                                       | M | 15           | -           | 35           | -           | 4                       | -           | 16              | -           |
|                      |  | F | 11           | -           | 23           | 2           | 7                       | 1           | 20              | -           |
| B 47                 | Motor vehicle accidents                                  | M | 3            | -           | 10           | -           | 5                       | -           | 7               | -           |
|                      |  | F | 2            | -           | 3            | -           | 1                       | -           | 3               | -           |
| B 48                 | All other accidents                                      | M | 14           | -           | 26           | -           | 9                       | -           | 14              | -           |
|                      |  | F | 8            | -           | 22           | -           | 6                       | -           | 7               | -           |
| B 49                 | Suicide and self-inflicted injury                        | M | 1            | -           | 5            | -           | 3                       | -           | 1               | -           |
|                      |  | F | 1            | -           | -            | -           | 1                       | -           | -               | -           |
| B 50                 | Homicide and operations of war                           | M | -            | -           | -            | -           | -                       | -           | 1               | -           |
|                      |  | F | 1            | -           | -            | -           | 1                       | -           | -               | -           |

TABLE 20 (contd.) - DEATHS OF RESIDENTS OF EACH COUNTY AND COUNTY BOROUGH IN 1967, CLASSIFIED BY CAUSE AND SHOWING THE NUMBER OF UNCERTIFIED DEATHS.

| Abbreviated List No. | Cause of death                                       |        | Tipperary North Riding |             | Tipperary South Riding |             | Waterford County Borough |             | Waterford County |             |
|----------------------|--|--------|------------------------|-------------|------------------------|-------------|--------------------------|-------------|------------------|-------------|
|                      |  |        | Total                  | Uncertified | Total                  | Uncertified | Total                    | Uncertified | Total            | Uncertified |
|                      | Total  | M<br>F | 357<br>253             | 8<br>8      | 452<br>333             | 3<br>3      | 192<br>175               | -<br>-      | 282<br>226       | 7<br>3      |
| B 1                  | Tuberculosis of respiratory system                   | M      | -                      | -           | 2                      | -           | 13                       | -           | 3                | -           |
|                      |  | F      | -                      | -           | 3                      | -           | 4                        | -           | 3                | -           |
| B 2                  | Tuberculosis, other forms                            | M      | -                      | -           | 1                      | -           | 1                        | -           | -                | -           |
|                      |  | F      | -                      | -           | -                      | -           | -                        | -           | -                | -           |
| B 3                  | Syphilis and its sequelae                            | M      | -                      | -           | -                      | -           | -                        | -           | -                | -           |
|                      |  | F      | -                      | -           | -                      | -           | -                        | -           | -                | -           |
| B 4                  | Typhoid fever  | M      | -                      | -           | -                      | -           | -                        | -           | -                | -           |
|                      |  | F      | -                      | -           | -                      | -           | -                        | -           | -                | -           |
| B 6                  | Dysentery, all forms                                 | M      | -                      | -           | -                      | -           | -                        | -           | -                | -           |
|                      |  | F      | -                      | -           | -                      | -           | -                        | -           | -                | -           |
| B 7a                 | Scarlet fever  | M      | -                      | -           | -                      | -           | -                        | -           | -                | -           |
|                      |  | F      | -                      | -           | -                      | -           | -                        | -           | -                | -           |
| B 7b                 | Streptococcal sore throat                            | M      | -                      | -           | -                      | -           | -                        | -           | -                | -           |
|                      |  | F      | -                      | -           | -                      | -           | -                        | -           | -                | -           |
| B 8                  | Diphtheria   | M      | -                      | -           | -                      | -           | -                        | -           | -                | -           |
|                      |  | F      | -                      | -           | -                      | -           | -                        | -           | -                | -           |
| B 9                  | Whooping cough                                       | M      | -                      | -           | -                      | -           | -                        | -           | -                | -           |
|                      |  | F      | -                      | -           | -                      | -           | -                        | -           | -                | -           |
| B 10                 | Meningococcal infections                             | M      | 1                      | -           | 1                      | -           | -                        | -           | -                | -           |
|                      |  | F      | -                      | -           | -                      | -           | -                        | -           | -                | -           |
| B 12                 | Acute poliomyelitis                                  | M      | -                      | -           | -                      | -           | -                        | -           | -                | -           |
|                      |  | F      | -                      | -           | -                      | -           | -                        | -           | -                | -           |
| B 14                 | Measles  | M      | -                      | -           | -                      | -           | -                        | -           | -                | -           |
|                      |  | F      | -                      | -           | -                      | -           | -                        | -           | -                | -           |
| B 16                 | Malaria  | M      | -                      | -           | -                      | -           | -                        | -           | -                | -           |
|                      |  | F      | -                      | -           | -                      | -           | -                        | -           | -                | -           |
| B 17                 | Other infective and parasitic diseases               | M      | -                      | -           | 2                      | -           | -                        | -           | 1                | -           |
|                      |  | F      | -                      | -           | 1                      | -           | 1                        | -           | 2                | -           |
| B 18a                | Malignant neoplasms:-<br>of stomach                  | M      | 10                     | -           | 10                     | -           | 3                        | -           | 6                | -           |
|                      |  | F      | 3                      | -           | 6                      | -           | 6                        | -           | 5                | -           |
| B 18b                | of other digestive organs<br>and peritoneum          | M      | 10                     | -           | 18                     | -           | 5                        | -           | 19               | -           |
|                      |  | F      | 8                      | -           | 27                     | -           | 11                       | -           | 12               | -           |
| B 18c                | of respiratory system                                | M      | 9                      | -           | 18                     | -           | 8                        | -           | 13               | -           |
|                      |  | F      | 4                      | -           | 5                      | -           | -                        | -           | 6                | -           |
| B 18d                | of breast  | M      | -                      | -           | -                      | -           | -                        | -           | -                | -           |
|                      |  | F      | 9                      | 1           | 8                      | -           | 3                        | -           | 6                | -           |
| B 18e                | of genito-urinary system                             | M      | 7                      | 1           | 8                      | -           | 6                        | -           | 2                | -           |
|                      |  | F      | 3                      | -           | 8                      | -           | 1                        | -           | 8                | -           |
| B 18f                | of lymphatic and<br>haematopoietic tissues           | M      | 3                      | -           | 5                      | -           | -                        | -           | -                | -           |
|                      |  | F      | 2                      | -           | 2                      | -           | 2                        | -           | 1                | -           |
| B 18g                | other  | M      | 9                      | -           | 9                      | -           | 1                        | -           | 8                | -           |
|                      |  | F      | 1                      | -           | 6                      | -           | 4                        | -           | 3                | -           |
| B 19                 | Benign and unspecified<br>neoplasms                  | M      | -                      | -           | -                      | -           | -                        | -           | 2                | -           |
|                      |  | F      | -                      | -           | 1                      | -           | -                        | -           | 1                | -           |
| B 20                 | Diabetes mellitus                                    | M      | 2                      | -           | 2                      | -           | -                        | -           | 2                | -           |
|                      |  | F      | 3                      | -           | 3                      | -           | -                        | -           | 1                | -           |
| B 21                 | Anaemias   | M      | 2                      | -           | 2                      | -           | -                        | -           | 1                | -           |
|                      |  | F      | 1                      | -           | -                      | -           | 1                        | -           | 2                | -           |
| B 22                 | Vascular lesions affecting<br>central nervous system | M      | 31                     | -           | 66                     | -           | 24                       | -           | 34               | -           |
|                      |  | F      | 46                     | 1           | 60                     | -           | 37                       | -           | 33               | 1           |
| B 23                 | Non-meningococcal<br>meningitis                      | M      | 1                      | -           | -                      | -           | -                        | -           | -                | -           |
|                      |  | F      | -                      | -           | -                      | -           | -                        | -           | -                | -           |
| B 24                 | Rheumatic fever                                      | M      | -                      | -           | -                      | -           | -                        | -           | -                | -           |
|                      |  | F      | -                      | -           | -                      | -           | -                        | -           | -                | -           |
| B 25                 | Chronic rheumatic heart disease                      | M      | 3                      | -           | 5                      | -           | -                        | -           | -                | -           |
|                      |  | F      | 1                      | -           | 2                      | -           | 1                        | -           | 4                | -           |
| B 26a                | Chronic endocarditis                                 | M      | 1                      | -           | 3                      | -           | -                        | -           | 1                | -           |
|                      |  | F      | 4                      | -           | -                      | -           | 1                        | -           | -                | -           |
| B 26b                | Coronary and arteriosclerotic<br>heart disease       | M      | 64                     | -           | 105                    | 1           | 58                       | -           | 54               | 3           |
|                      |  | F      | 17                     | 1           | 43                     | 1           | 24                       | -           | 30               | -           |



TABLE 20 (contd.) - DEATHS OF RESIDENTS OF EACH COUNTY AND COUNTY BOROUGH IN 1967, CLASSIFIED BY CAUSE AND SHOWING THE NUMBER OF UNCERTIFIED DEATHS.

| Abbreviated List No. | Cause of death                                    |   | Galway County |             | Leitrim County |             | Mayo County |             | Roscommon County |             |
|----------------------|---|---|---------------|-------------|----------------|-------------|-------------|-------------|------------------|-------------|
|                      |   |   | Total         | Uncertified | Total          | Uncertified | Total       | Uncertified | Total            | Uncertified |
|                      | Total   |   |               |             |                |             |             |             |                  |             |
|                      |   | M | 962           | 46          | 271            | 24          | 803         | 46          | 411              | 27          |
|                      |   | F | 766           | 57          | 172            | 15          | 659         | 47          | 320              | 17          |
| B 1                  | Tuberculosis of respiratory system                | M | 4             | -           | 1              | -           | 4           | -           | 1                | -           |
|                      |   | F | 1             | -           | -              | -           | -           | -           | 2                | -           |
| B 2                  | Tuberculosis, other forms                         | M | 2             | -           | -              | -           | 1           | -           | 1                | -           |
|                      |   | F | 1             | -           | -              | -           | -           | -           | -                | -           |
| B 3                  | Syphilis and its sequelae                         | M | -             | -           | -              | -           | -           | -           | -                | -           |
|                      |   | F | -             | -           | -              | -           | -           | -           | -                | -           |
| B 4                  | Typhoid fever                                     | M | -             | -           | -              | -           | -           | -           | -                | -           |
|                      |   | F | -             | -           | -              | -           | -           | -           | -                | -           |
| B 6                  | Dysentery, all forms                              | M | -             | -           | -              | -           | -           | -           | -                | -           |
|                      |   | F | -             | -           | -              | -           | -           | -           | -                | -           |
| B 7a                 | Scarlet fever                                     | M | -             | -           | -              | -           | -           | -           | -                | -           |
|                      |   | F | -             | -           | -              | -           | -           | -           | -                | -           |
| B 7b                 | Streptococcal sore throat                         | M | -             | -           | -              | -           | -           | -           | -                | -           |
|                      |   | F | -             | -           | -              | -           | -           | -           | -                | -           |
| B 8                  | Diphtheria  | M | -             | -           | -              | -           | -           | -           | -                | -           |
|                      |   | F | -             | -           | -              | -           | -           | -           | -                | -           |
| B 9                  | Whooping cough                                    | M | -             | -           | -              | -           | 1           | -           | -                | -           |
|                      |   | F | -             | -           | -              | -           | -           | -           | -                | -           |
| B 10                 | Meningococcal infections                          | M | -             | -           | -              | -           | -           | -           | -                | -           |
|                      |   | F | -             | -           | -              | -           | -           | -           | -                | -           |
| B 12                 | Acute poliomyelitis                               | M | -             | -           | -              | -           | -           | -           | -                | -           |
|                      |   | F | -             | -           | -              | -           | -           | -           | -                | -           |
| B 14                 | Measles   | M | -             | -           | -              | -           | -           | -           | -                | -           |
|                      |   | F | -             | -           | -              | -           | 1           | -           | -                | -           |
| B 16                 | Malaria   | M | -             | -           | -              | -           | -           | -           | -                | -           |
|                      |   | F | -             | -           | -              | -           | -           | -           | -                | -           |
| B 17                 | Other infective and parasitic diseases            | M | 1             | -           | 1              | -           | 4           | -           | 1                | -           |
|                      |   | F | 3             | -           | -              | -           | 1           | -           | -                | -           |
| B 18a                | Malignant neoplasms:- of stomach                  | M | 27            | -           | 8              | -           | 27          | 1           | 15               | -           |
|                      |   | F | 14            | -           | 3              | -           | 12          | -           | 12               | -           |
| B 18b                | of other digestive organs and peritoneum          | M | 45            | -           | 7              | -           | 28          | -           | 9                | -           |
|                      |   | F | 28            | -           | 9              | -           | 27          | -           | 22               | -           |
| B 18c                | of respiratory system                             | M | 16            | -           | 2              | -           | 17          | -           | 10               | -           |
|                      |   | F | 9             | -           | 1              | -           | 5           | -           | 2                | -           |
| B 18d                | of breast   | M | -             | -           | -              | -           | -           | -           | -                | -           |
|                      |   | F | 31            | -           | 2              | -           | 23          | -           | 7                | -           |
| B 18e                | of genito-urinary system                          | M | 24            | -           | 6              | -           | 21          | -           | 8                | -           |
|                      |   | F | 20            | -           | 7              | -           | 9           | -           | 4                | -           |
| B 18f                | of lymphatic and haematopoietic tissues           | M | 16            | -           | -              | -           | 9           | -           | 3                | -           |
|                      |   | F | 4             | -           | 1              | -           | 5           | -           | 3                | -           |
| B 18g                | other   | M | 24            | -           | 6              | -           | 14          | -           | 6                | -           |
|                      |   | F | 10            | 1           | 4              | -           | 14          | -           | 7                | -           |
| B 19                 | Benign and unspecified neoplasms                  | M | 1             | -           | -              | -           | -           | -           | 1                | -           |
|                      |   | F | 1             | -           | -              | -           | -           | -           | 2                | -           |
| B 20                 | Diabetes mellitus                                 | M | 1             | -           | 2              | -           | 4           | -           | 3                | -           |
|                      |   | F | 10            | -           | 3              | -           | 7           | -           | 4                | -           |
| B 21                 | Anaemias  | M | 3             | -           | -              | -           | 2           | -           | -                | -           |
|                      |   | F | 5             | -           | 1              | -           | 2           | -           | 1                | -           |
| B 22                 | Vascular lesions affecting central nervous system | M | 118           | 2           | 32             | -           | 100         | 2           | 53               | 1           |
|                      |   | F | 135           | 2           | 49             | -           | 106         | 4           | 45               | 1           |
| B 23                 | Non-meningococcal meningitis                      | M | -             | -           | -              | -           | 2           | -           | -                | -           |
|                      |   | F | -             | -           | -              | -           | -           | -           | -                | -           |
| B 24                 | Rheumatic fever                                   | M | -             | -           | -              | -           | -           | -           | -                | -           |
|                      |   | F | -             | -           | -              | -           | -           | -           | -                | -           |
| B 25                 | Chronic rheumatic heart disease                   | M | 12            | -           | 1              | -           | 2           | -           | 2                | -           |
|                      |   | F | 8             | -           | -              | -           | 3           | -           | 3                | -           |
| B 26a                | Chronic endocarditis                              | M | 8             | -           | 2              | -           | 4           | -           | -                | -           |
|                      |   | F | 4             | -           | 3              | -           | 7           | -           | -                | -           |
| B 26b                | Coronary and arteriosclerotic heart disease       | M | 211           | 1           | 57             | 3           | 149         | 2           | 79               | -           |
|                      |   | F | 126           | 2           | 15             | -           | 96          | 2           | 36               | -           |





TABLE 20 (contd.) - DEATHS OF RESIDENTS OF EACH COUNTY AND COUNTY BOROUGH IN 1967, CLASSIFIED BY CAUSE AND SHOWING THE NUMBER OF UNCERTIFIED DEATHS.

| Abbreviated<br>List<br>No. | Cause of death                                       |        | Sligo<br>County |                  | Cavan<br>County |                  | Donegal<br>County |                  | Monaghan<br>County |                  |
|----------------------------|--|--------|-----------------|------------------|-----------------|------------------|-------------------|------------------|--------------------|------------------|
|                            |  |        | Total           | Uncer-<br>tified | Total           | Uncer-<br>tified | Total             | Uncer-<br>tified | Total              | Uncer-<br>tified |
|                            | Total  | M<br>F | 365<br>291      | 11<br>10         | 395<br>263      | 9<br>7           | 685<br>536        | 29<br>37         | 292<br>233         | 2<br>1           |
| B 1                        | Tuberculosis of respiratory system                   | M<br>F | 1<br>1          | -<br>-           | 2<br>-          | -<br>-           | 5<br>1            | 1<br>-           | -<br>-             | -<br>-           |
| B 2                        | Tuberculosis, other forms                            | M<br>F | -<br>-          | -<br>-           | -<br>-          | 1<br>2           | -<br>-            | -<br>-           | -<br>-             | -<br>-           |
| B 3                        | Syphilis and its sequelae                            | M<br>F | -<br>-          | -<br>-           | -<br>-          | -<br>-           | -<br>-            | -<br>-           | -<br>-             | -<br>-           |
| B 4                        | Typhoid fever  | M<br>F | -<br>-          | -<br>-           | -<br>-          | -<br>-           | -<br>-            | -<br>-           | -<br>-             | -<br>-           |
| B 6                        | Dysentery, all forms                                 | M<br>F | -<br>-          | -<br>-           | -<br>-          | -<br>-           | -<br>-            | -<br>-           | -<br>-             | -<br>-           |
| B 7a                       | Scarlet fever  | M<br>F | -<br>-          | -<br>-           | -<br>-          | -<br>-           | -<br>-            | -<br>-           | -<br>-             | -<br>-           |
| B 7b                       | Streptococcal sore throat                            | M<br>F | -<br>-          | -<br>-           | -<br>-          | -<br>-           | -<br>-            | -<br>-           | -<br>-             | -<br>-           |
| B 8                        | Diphtheria   | M<br>F | -<br>-          | -<br>-           | -<br>-          | -<br>-           | -<br>-            | -<br>-           | -<br>-             | -<br>-           |
| B 9                        | Whooping cough                                       | M<br>F | 1<br>-          | -<br>-           | -<br>-          | -<br>-           | -<br>-            | -<br>-           | 1<br>-             | -<br>-           |
| B 10                       | Meningococcal infections                             | M<br>F | -<br>-          | -<br>-           | -<br>-          | -<br>-           | -<br>-            | -<br>-           | -<br>-             | -<br>-           |
| B 12                       | Acute poliomyelitis                                  | M<br>F | -<br>-          | -<br>-           | -<br>-          | -<br>-           | -<br>-            | -<br>-           | -<br>-             | -<br>-           |
| B 14                       | Measles  | M<br>F | -<br>-          | -<br>-           | -<br>-          | 1<br>-           | -<br>-            | -<br>1           | -<br>-             | -<br>-           |
| B 16                       | Malaria  | M<br>F | -<br>-          | -<br>-           | -<br>-          | -<br>-           | -<br>-            | -<br>-           | -<br>-             | -<br>-           |
| B 17                       | Other infective and parasitic diseases               | M<br>F | -<br>2          | -<br>-           | 2<br>-          | -<br>-           | 1<br>1            | -<br>-           | 1<br>2             | -<br>-           |
| B 18a                      | Malignant neoplasms:-<br>of stomach                  | M<br>F | 8<br>9          | -<br>-           | 20<br>7         | -<br>-           | 30<br>11          | -<br>-           | 7<br>9             | -<br>-           |
| B 18b                      | of other digestive organs<br>and peritoneum          | M<br>F | 19<br>15        | -<br>-           | 11<br>6         | -<br>-           | 22<br>15          | -<br>-           | 12<br>12           | -<br>-           |
| B 18c                      | of respiratory system                                | M<br>F | 12<br>7         | -<br>-           | 7<br>5          | -<br>-           | 15<br>4           | -<br>-           | 8<br>-             | -<br>-           |
| B 18d                      | of breast  | M<br>F | -<br>10         | -<br>-           | -<br>4          | -<br>-           | -<br>14           | -<br>-           | -<br>7             | -<br>-           |
| B 18e                      | of genito-urinary system                             | M<br>F | 14<br>4         | -<br>-           | 4<br>9          | -<br>-           | 11<br>7           | -<br>-           | 6<br>8             | -<br>-           |
| B 18f                      | of lymphatic and<br>haematopoietic tissues           | M<br>F | 5<br>-          | -<br>-           | 4<br>4          | -<br>-           | 8<br>7            | -<br>-           | 4<br>2             | -<br>-           |
| B 18g                      | other  | M<br>F | 7<br>7          | -<br>-           | 4<br>6          | -<br>-           | 16<br>13          | 1<br>-           | 5<br>2             | -<br>-           |
| B 19                       | Benign and unspecified<br>neoplasms                  | M<br>F | 1<br>-          | -<br>-           | -<br>-          | -<br>-           | 1<br>1            | -<br>-           | -<br>-             | -<br>-           |
| B 20                       | Diabetes mellitus                                    | M<br>F | 1<br>2          | -<br>-           | 5<br>3          | -<br>-           | 3<br>7            | 1<br>-           | 3<br>4             | -<br>-           |
| B 21                       | Anaemias   | M<br>F | 3<br>1          | -<br>-           | 1<br>1          | -<br>-           | 3<br>4            | -<br>1           | -<br>1             | -<br>-           |
| B 22                       | Vascular lesions affecting<br>central nervous system | M<br>F | 58<br>49        | -<br>-           | 63<br>53        | -<br>-           | 72<br>84          | -<br>2           | 45<br>44           | -<br>-           |
| B 23                       | Non-meningococcal<br>meningitis                      | M<br>F | -<br>-          | -<br>-           | -<br>-          | -<br>-           | -<br>-            | -<br>-           | -<br>-             | -<br>-           |
| B 24                       | Rheumatic fever                                      | M<br>F | -<br>-          | -<br>-           | -<br>-          | -<br>-           | -<br>-            | -<br>-           | -<br>-             | -<br>-           |
| B 25                       | Chronic rheumatic heart disease                      | M<br>F | 5<br>4          | -<br>-           | 3<br>1          | -<br>-           | 5<br>3            | -<br>-           | 4<br>4             | -<br>-           |
| B 26a                      | Chronic endocarditis                                 | M<br>F | 2<br>1          | -<br>-           | 4<br>4          | -<br>-           | 4<br>5            | -<br>-           | 1<br>3             | -<br>-           |
| B 26b                      | Coronary and arteriosclerotic<br>heart disease       | M<br>F | 86<br>43        | 1<br>-           | 83<br>44        | 3<br>1           | 150<br>97         | 9<br>5           | 72<br>32           | 1<br>1           |

TABLE 20 (contd.) - DEATHS OF RESIDENTS OF EACH COUNTY AND COUNTY BOROUGH IN 1967, CLASSIFIED BY CAUSE AND SHOWING THE NUMBER OF UNCERTIFIED DEATHS.

| Abbreviated List No.   | Cause of death   |   | Sligo County |             | Cavan County |             | Donegal County |             | Monaghan County |             |
|------------------------|--|---|--------------|-------------|--------------|-------------|----------------|-------------|-----------------|-------------|
|                        |  |   | Total        | Uncertified | Total        | Uncertified | Total          | Uncertified | Total           | Uncertified |
| B 26c                  | Other myocardial degeneration                            | M | 22           | -           | 41           | -           | 46             | 2           | 22              | -           |
|                        |  | F | 17           | -           | 28           | -           | 51             | 4           | 24              | -           |
| B 27                   | Other diseases of heart                                  | M | 8            | -           | 13           | -           | 29             | -           | 25              | -           |
|                        |  | F | 14           | -           | 10           | -           | 17             | 1           | 14              | -           |
| B 28                   | Hypertension with heart disease                          | M | 1            | -           | 4            | -           | 6              | -           | 2               | -           |
|                        |  | F | 4            | -           | 1            | -           | 7              | -           | 3               | -           |
| B 29                   | Hypertension without mention of heart                    | M | 7            | -           | 2            | -           | 7              | -           | 1               | -           |
|                        |  | F | 8            | -           | 1            | -           | 5              | -           | -               | -           |
| B 46a                  | Other diseases of circulatory system                     | M | 18           | -           | 11           | 1           | 22             | 1           | 6               | -           |
|                        |  | F | 11           | -           | 10           | -           | 10             | 1           | 9               | -           |
| B 30                   | Influenza  | M | 1            | -           | 1            | -           | 3              | -           | 1               | -           |
|                        |  | F | -            | -           | 2            | -           | 5              | -           | 1               | -           |
| B 31                   | Pneumonia  | M | 3            | -           | 6            | -           | 40             | 1           | 13              | -           |
|                        |  | F | 3            | -           | 5            | -           | 37             | 1           | 7               | -           |
| B 32                   | Bronchitis   | M | 14           | -           | 16           | -           | 26             | 2           | 7               | -           |
|                        |  | F | 16           | -           | 4            | -           | 12             | 1           | 6               | -           |
| B 46b                  | Bronchiectasis   | M | -            | -           | 2            | -           | 1              | -           | 2               | -           |
|                        |  | F | 1            | -           | -            | -           | -              | -           | -               | -           |
| B 46c                  | Other diseases of respiratory system                     | M | 3            | -           | 4            | -           | 6              | -           | 2               | -           |
|                        |  | F | 2            | -           | 1            | -           | 6              | -           | 4               | -           |
| B 33                   | Ulcer of stomach and duodenum                            | M | 3            | -           | 6            | -           | 4              | 1           | -               | -           |
|                        |  | F | 1            | -           | 4            | -           | 3              | -           | -               | -           |
| B 34                   | Appendicitis   | M | -            | -           | -            | -           | -              | -           | -               | -           |
|                        |  | F | 1            | -           | -            | -           | -              | -           | -               | -           |
| B 35                   | Intestinal obstruction and hernia                        | M | 1            | -           | 2            | -           | 1              | -           | -               | -           |
|                        |  | F | 1            | -           | 7            | -           | 1              | -           | 1               | -           |
| B 36                   | Gastritis and enteritis (except of newborn)              | M | -            | -           | 2            | -           | 4              | -           | 1               | -           |
|                        |  | F | 1            | -           | -            | -           | 6              | -           | 1               | -           |
| B 36, 43, parts of     | Gastro-enteritis (under 2 years)                         | M | -            | -           | -            | -           | 2              | -           | 1               | -           |
|                        |  | F | 1            | -           | -            | -           | -              | -           | 2               | -           |
| B 37                   | Cirrhosis of liver                                       | M | -            | -           | 2            | -           | 1              | -           | -               | -           |
|                        |  | F | 1            | -           | 1            | -           | -              | -           | -               | -           |
| B 46d                  | Other diseases of digestive system                       | M | 1            | -           | 2            | -           | 2              | -           | 1               | -           |
|                        |  | F | 3            | -           | 7            | -           | 4              | -           | 1               | -           |
| B 38                   | Nephritis and nephrosis                                  | M | 8            | -           | 7            | -           | 14             | -           | 2               | -           |
|                        |  | F | 3            | -           | 5            | -           | 12             | 1           | 2               | -           |
| B 39                   | Hyperplasia of prostate                                  | M | 1            | -           | 6            | -           | 9              | -           | 5               | -           |
| B 40                   | Deliveries and complications of pregnancy and childbirth | F | -            | -           | -            | -           | -              | -           | -               | -           |
| B 41                   | Congenital malformations                                 | M | 5            | -           | 4            | 1           | 6              | -           | 4               | -           |
|                        |  | F | 2            | -           | 1            | -           | 2              | -           | 1               | -           |
| B 42                   | Birth injuries, asphyxia and atelectasis                 | M | 2            | -           | 6            | -           | 4              | -           | 1               | -           |
|                        |  | F | 1            | -           | 1            | -           | 5              | -           | 1               | -           |
| B 43                   | Infections of the newborn                                | M | 1            | -           | -            | -           | 1              | -           | -               | -           |
|                        |  | F | -            | -           | -            | -           | 3              | -           | 1               | -           |
| B 44                   | Other diseases of early infancy                          | M | 4            | -           | 2            | -           | 7              | -           | 2               | -           |
|                        |  | F | 3            | -           | 1            | -           | 4              | -           | 3               | -           |
| B 45a                  | Senility without psychosis                               | M | 15           | 9           | 13           | 4           | 25             | 9           | 2               | 1           |
|                        |  | F | 18           | 10          | 13           | 5           | 32             | 17          | 4               | -           |
| B 45b                  | Ill-defined and unknown causes                           | M | 1            | 1           | 1            | -           | 12             | 1           | 3               | -           |
|                        |  | F | 7            | -           | 3            | 1           | 11             | 2           | -               | -           |
| B 46e                  | All other diseases                                       | M | 14           | -           | 13           | -           | 39             | 1           | 7               | -           |
|                        |  | F | 9            | -           | 8            | -           | 16             | -           | 12              | -           |
| <b>External Causes</b> |  |   |              |             |              |             |                |             |                 |             |
| B 47                   | Motor vehicle accidents                                  | M | 4            | -           | 7            | -           | 4              | -           | 5               | -           |
|                        |  | F | -            | -           | 3            | -           | 2              | -           | -               | -           |
| B 48                   | All other accidents                                      | M | 4            | -           | 7            | -           | 14             | -           | 9               | -           |
|                        |  | F | 9            | -           | -            | -           | 6              | -           | 7               | -           |
| B 49                   | Suicide and self-inflicted injury                        | M | 1            | -           | 2            | -           | 4              | -           | -               | -           |
|                        |  | F | -            | -           | -            | -           | 1              | -           | -               | -           |
| B 50                   | Homicide and operations of war                           | M | -            | -           | -            | -           | -              | -           | -               | -           |
|                        |  | F | -            | -           | -            | -           | 2              | -           | -               | -           |

TABLE 21 - DEATHS REGISTERED IN 1967, CLASSIFIED BY CAUSE (INTERNATIONAL ABBREVIATED LIST), SEX AND AGE, OF RESIDENTS IN DUBLIN COUNTY BOROUGH, REMAINING URBAN DISTRICTS AND AGGREGATE RURAL DISTRICTS.

## DUBLIN COUNTY BOROUGH

| Ab-<br>bre-<br>viated<br>List<br>No. | Cause of death                                       |   | Age at death |                    |     |      |       |       |       |       |       |       | 75<br>years<br>and<br>over |
|--------------------------------------|--|---|--------------|--------------------|-----|------|-------|-------|-------|-------|-------|-------|----------------------------|
|                                      |  |   | All<br>ages  | Under<br>1<br>year | 1-4 | 5-14 | 15-24 | 25-34 | 35-44 | 45-54 | 55-64 | 65-74 |                            |
|                                      | All Causes   | M | 2,715        | 215                | 32  | 30   | 45    | 36    | 59    | 203   | 554   | 809   | 732                        |
|                                      |  | F | 2,688        | 163                | 14  | 19   | 16    | 29    | 66    | 156   | 327   | 635   | 1,263                      |
| B 1                                  | Tuberculosis of respiratory system                   | M | 45           | -                  | -   | -    | -     | 1     | 1     | 2     | 8     | 25    | 8                          |
|                                      |  | F | 14           | -                  | -   | -    | -     | -     | 3     | 2     | 2     | 4     | 3                          |
| B 2                                  | Tuberculosis, other forms                            | M | 1            | -                  | -   | -    | -     | -     | -     | -     | 1     | -     | -                          |
|                                      |  | F | 6            | -                  | 1   | -    | -     | -     | 1     | 1     | 1     | -     | 2                          |
| B 3                                  | Syphilis and its sequelae                            | M | 1            | -                  | -   | -    | -     | -     | -     | -     | -     | 1     | -                          |
|                                      |  | F | 1            | -                  | -   | -    | -     | -     | -     | -     | 1     | -     | -                          |
| B 4                                  | Typhoid fever  | M | -            | -                  | -   | -    | -     | -     | -     | -     | -     | -     | -                          |
|                                      |  | F | -            | -                  | -   | -    | -     | -     | -     | -     | -     | -     | -                          |
| B 6                                  | Dysentery, all forms                                 | M | 1            | -                  | 1   | -    | -     | -     | -     | -     | -     | -     | -                          |
|                                      |  | F | -            | -                  | -   | -    | -     | -     | -     | -     | -     | -     | -                          |
| B 7a                                 | Scarlet fever  | M | -            | -                  | -   | -    | -     | -     | -     | -     | -     | -     | -                          |
|                                      |  | F | -            | -                  | -   | -    | -     | -     | -     | -     | -     | -     | -                          |
| B 7b                                 | Streptococcal sore throat                            | M | -            | -                  | -   | -    | -     | -     | -     | -     | -     | -     | -                          |
|                                      |  | F | -            | -                  | -   | -    | -     | -     | -     | -     | -     | -     | -                          |
| B 8                                  | Diphtheria   | M | -            | -                  | -   | -    | -     | -     | -     | -     | -     | -     | -                          |
|                                      |  | F | -            | -                  | -   | -    | -     | -     | -     | -     | -     | -     | -                          |
| B 9                                  | Whooping cough                                       | M | -            | -                  | -   | -    | -     | -     | -     | -     | -     | -     | -                          |
|                                      |  | F | 1            | 1                  | -   | -    | -     | -     | -     | -     | -     | -     | -                          |
| B 10                                 | Meningococcal infections                             | M | -            | -                  | -   | -    | -     | -     | -     | -     | -     | -     | -                          |
|                                      |  | F | 1            | 1                  | -   | -    | -     | -     | -     | -     | -     | -     | -                          |
| B 12                                 | Acute poliomyelitis                                  | M | -            | -                  | -   | -    | -     | -     | -     | -     | -     | -     | -                          |
|                                      |  | F | -            | -                  | -   | -    | -     | -     | -     | -     | -     | -     | -                          |
| B 14                                 | Measles  | M | -            | -                  | -   | -    | -     | -     | -     | -     | -     | -     | -                          |
|                                      |  | F | 1            | -                  | -   | -    | -     | -     | -     | 1     | -     | -     | -                          |
| B 16                                 | Malaria  | M | -            | -                  | -   | -    | -     | -     | -     | -     | -     | -     | -                          |
|                                      |  | F | -            | -                  | -   | -    | -     | -     | -     | -     | -     | -     | -                          |
| B 17                                 | Other infective and parasitic diseases               | M | 8            | 2                  | 1   | 1    | 2     | -     | 1     | 1     | -     | -     | -                          |
|                                      |  | F | 3            | -                  | -   | -    | -     | 1     | -     | -     | 1     | -     | 1                          |
| B 18a                                | Malignant neoplasms:-<br>of stomach                  | M | 79           | -                  | -   | -    | -     | 1     | 1     | 6     | 26    | 28    | 17                         |
|                                      |  | F | 74           | -                  | -   | -    | 1     | 2     | 2     | 6     | 7     | 24    | 32                         |
| B 18b                                | of other digestive organs<br>and peritoneum          | M | 118          | -                  | -   | -    | 1     | -     | 1     | 13    | 21    | 55    | 27                         |
|                                      |  | F | 132          | -                  | -   | -    | -     | 2     | 1     | 11    | 21    | 45    | 52                         |
| B 18c                                | of respiratory system                                | M | 205          | -                  | -   | -    | -     | 1     | 3     | 11    | 78    | 75    | 37                         |
|                                      |  | F | 52           | -                  | -   | -    | -     | -     | 3     | 7     | 19    | 12    | 11                         |
| B 18d                                | of breast  | M | 1            | -                  | -   | -    | -     | -     | -     | 1     | -     | -     | -                          |
|                                      |  | F | 80           | -                  | -   | -    | -     | 1     | 10    | 21    | 12    | 18    | 18                         |
| B 18e                                | of genito-urinary system                             | M | 57           | 1                  | -   | -    | -     | -     | -     | 2     | 16    | 17    | 21                         |
|                                      |  | F | 62           | -                  | 1   | 1    | -     | -     | 4     | 9     | 18    | 22    | 7                          |
| B 18f                                | of lymphatic and<br>haematopoietic tissues           | M | 27           | -                  | 1   | 3    | 3     | 3     | 1     | 5     | 2     | 5     | 4                          |
|                                      |  | F | 35           | -                  | 3   | -    | 2     | -     | 2     | 1     | 10    | 12    | 5                          |
| B 18g                                | other  | M | 57           | -                  | 2   | 1    | 1     | 2     | 3     | 8     | 13    | 18    | 9                          |
|                                      |  | F | 42           | -                  | -   | -    | 1     | -     | 5     | 4     | 7     | 15    | 10                         |
| B 19                                 | Benign and unspecified<br>neoplasms                  | M | 8            | -                  | -   | -    | 2     | -     | -     | 2     | -     | 3     | 1                          |
|                                      |  | F | 13           | 1                  | -   | 1    | -     | -     | -     | 1     | 3     | 3     | 4                          |
| B 20                                 | Diabetes mellitus                                    | M | 15           | -                  | -   | -    | -     | -     | -     | 3     | 2     | 6     | 4                          |
|                                      |  | F | 39           | -                  | -   | -    | -     | -     | -     | 1     | 5     | 13    | 20                         |
| B 21                                 | Anaemias   | M | 1            | -                  | -   | -    | -     | -     | -     | -     | -     | -     | 1                          |
|                                      |  | F | 12           | -                  | -   | -    | -     | -     | -     | -     | 1     | -     | 11                         |
| B 22                                 | Vascular lesions affecting<br>central nervous system | M | 214          | -                  | 1   | 1    | -     | 5     | 3     | 17    | 36    | 75    | 76                         |
|                                      |  | F | 363          | -                  | -   | -    | -     | 5     | 5     | 18    | 38    | 90    | 207                        |
| B 23                                 | Non-meningococcal meningitis                         | M | 2            | -                  | 1   | -    | -     | -     | 1     | -     | -     | -     | -                          |
|                                      |  | F | 3            | 1                  | -   | -    | -     | -     | 1     | -     | -     | -     | 1                          |
| B 24                                 | Rheumatic fever                                      | M | -            | -                  | -   | -    | -     | -     | -     | -     | -     | -     | -                          |
|                                      |  | F | 2            | -                  | -   | 1    | -     | -     | -     | -     | 1     | -     | -                          |
| B 25                                 | Chronic rheumatic heart<br>disease                   | M | 12           | -                  | -   | -    | 1     | -     | 3     | -     | 5     | 2     | 1                          |
|                                      |  | F | 49           | -                  | -   | -    | 2     | 1     | 3     | 5     | 5     | 12    | 21                         |
| B 26a                                | Chronic endocarditis                                 | M | 13           | -                  | -   | -    | -     | -     | -     | -     | 3     | 3     | 7                          |
|                                      |  | F | 24           | -                  | -   | -    | -     | -     | -     | 1     | 3     | 10    | 10                         |
| B 26b                                | Coronary and arteriosclerotic<br>heart disease       | M | 633          | -                  | -   | -    | -     | 2     | 12    | 61    | 167   | 217   | 174                        |
|                                      |  | F | 450          | -                  | -   | -    | -     | -     | 5     | 20    | 68    | 143   | 214                        |



TABLE 21 (contd.) - DEATHS REGISTERED IN 1967, CLASSIFIED BY CAUSE (INTERNATIONAL ABBREVIATED LIST), SEX AND AGE, OF RESIDENTS IN DUBLIN COUNTY BOROUGH, REMAINING URBAN DISTRICTS AND AGGREGATE RURAL DISTRICTS.

REMAINING URBAN DISTRICTS

| Ab-<br>bre-<br>viated<br>List<br>No. | Cause of death                                       |   | Age at death |                    |     |      |       |       |       |       |       |       |                            |
|--------------------------------------|--|---|--------------|--------------------|-----|------|-------|-------|-------|-------|-------|-------|----------------------------|
|                                      |  |   | All<br>ages  | Under<br>1<br>year | 1-4 | 5-14 | 15-24 | 25-34 | 35-44 | 45-54 | 55-64 | 65-74 | 75<br>years<br>and<br>over |
|                                      | All Causes   | M | 2,973        | 179                | 18  | 38   | 34    | 43    | 72    | 252   | 554   | 844   | 939                        |
|                                      |  | F | 2,870        | 133                | 21  | 14   | 9     | 28    | 50    | 190   | 358   | 713   | 1,354                      |
| B 1                                  | Tuberculosis of respiratory system                   | M | 38           | -                  | -   | -    | -     | -     | 3     | 7     | 10    | 13    | 5                          |
|                                      |  | F | 24           | -                  | -   | -    | -     | -     | 2     | 4     | 11    | 4     | 3                          |
| B 2                                  | Tuberculosis, other forms                            | M | 6            | -                  | 1   | -    | -     | 1     | -     | 2     | 1     | 1     | -                          |
|                                      |  | F | 3            | -                  | 1   | -    | -     | 1     | -     | 1     | -     | -     | -                          |
| B 3                                  | Syphilis and its sequelae                            | M | -            | -                  | -   | -    | -     | -     | -     | -     | -     | -     | -                          |
|                                      |  | F | 2            | -                  | -   | -    | -     | -     | -     | -     | 1     | 1     | -                          |
| B 4                                  | Typhoid fever  | M | -            | -                  | -   | -    | -     | -     | -     | -     | -     | -     | -                          |
|                                      |  | F | -            | -                  | -   | -    | -     | -     | -     | -     | -     | -     | -                          |
| B 6                                  | Dysentery, all forms                                 | M | 1            | -                  | -   | -    | -     | -     | -     | -     | 1     | -     | -                          |
|                                      |  | F | -            | -                  | -   | -    | -     | -     | -     | -     | -     | -     | -                          |
| B 7a                                 | Scarlet fever  | M | -            | -                  | -   | -    | -     | -     | -     | -     | -     | -     | -                          |
|                                      |  | F | -            | -                  | -   | -    | -     | -     | -     | -     | -     | -     | -                          |
| B 7b                                 | Streptococcal sore throat                            | M | -            | -                  | -   | -    | -     | -     | -     | -     | -     | -     | -                          |
|                                      |  | F | -            | -                  | -   | -    | -     | -     | -     | -     | -     | -     | -                          |
| B 8                                  | Diphtheria   | M | -            | -                  | -   | -    | -     | -     | -     | -     | -     | -     | -                          |
|                                      |  | F | -            | -                  | -   | -    | -     | -     | -     | -     | -     | -     | -                          |
| B 9                                  | Whooping cough                                       | M | -            | -                  | -   | -    | -     | -     | -     | -     | -     | -     | -                          |
|                                      |  | F | 1            | 1                  | -   | -    | -     | -     | -     | -     | -     | -     | -                          |
| B 10                                 | Meningococcal infections                             | M | 3            | 1                  | -   | 2    | -     | -     | -     | -     | -     | -     | -                          |
|                                      |  | F | -            | -                  | -   | -    | -     | -     | -     | -     | -     | -     | -                          |
| B 12                                 | Acute poliomyelitis                                  | M | -            | -                  | -   | -    | -     | -     | -     | -     | -     | -     | -                          |
|                                      |  | F | -            | -                  | -   | -    | -     | -     | -     | -     | -     | -     | -                          |
| B 14                                 | Measles  | M | -            | -                  | -   | -    | -     | -     | -     | -     | -     | -     | -                          |
|                                      |  | F | 1            | -                  | 1   | -    | -     | -     | -     | -     | -     | -     | -                          |
| B 16                                 | Malaria  | M | -            | -                  | -   | -    | -     | -     | -     | -     | -     | -     | -                          |
|                                      |  | F | -            | -                  | -   | -    | -     | -     | -     | -     | -     | -     | -                          |
| B 17                                 | Other infective and parasitic diseases               | M | 7            | -                  | -   | 2    | -     | -     | 1     | 2     | -     | 1     | 1                          |
|                                      |  | F | 15           | 3                  | 1   | 2    | -     | 1     | -     | 1     | 1     | 3     | 3                          |
| B 18a                                | Malignant neoplasms:-<br>of stomach                  | M | 77           | -                  | -   | -    | -     | 3     | -     | 4     | 25    | 26    | 19                         |
|                                      |  | F | 68           | -                  | -   | -    | -     | -     | -     | 6     | 17    | 15    | 30                         |
| B 18b                                | of other digestive organs<br>and peritoneum          | M | 131          | -                  | -   | -    | -     | 3     | 3     | 13    | 28    | 46    | 38                         |
|                                      |  | F | 154          | -                  | -   | -    | -     | 2     | 2     | 12    | 32    | 62    | 44                         |
| B 18c                                | of respiratory system                                | M | 176          | -                  | -   | -    | -     | -     | 5     | 25    | 59    | 63    | 24                         |
|                                      |  | F | 45           | -                  | -   | -    | -     | -     | -     | 14    | 15    | 11    | 5                          |
| B 18d                                | of breast  | M | -            | -                  | -   | -    | -     | -     | -     | -     | -     | -     | -                          |
|                                      |  | F | 90           | -                  | -   | -    | -     | -     | 5     | 25    | 17    | 27    | 16                         |
| B 18e                                | of genito-urinary system                             | M | 69           | -                  | -   | -    | -     | 2     | -     | 2     | 9     | 25    | 31                         |
|                                      |  | F | 69           | -                  | 1   | -    | -     | 1     | 8     | 11    | 17    | 22    | 9                          |
| B 18f                                | of lymphatic and<br>haematopoietic tissues           | M | 30           | -                  | -   | 6    | 1     | 3     | 3     | 5     | 7     | 4     | 1                          |
|                                      |  | F | 20           | -                  | -   | -    | 2     | 2     | -     | 3     | 7     | 4     | 2                          |
| B 18g                                | other  | M | 50           | 1                  | 1   | 1    | 3     | 1     | 6     | 4     | 10    | 11    | 12                         |
|                                      |  | F | 52           | -                  | -   | -    | 1     | 2     | 3     | 4     | 8     | 16    | 18                         |
| B 19                                 | Benign and unspecified<br>neoplasms                  | M | 6            | -                  | -   | -    | 1     | -     | 1     | -     | 1     | 2     | 1                          |
|                                      |  | F | 10           | 1                  | -   | -    | -     | 1     | 1     | 1     | 1     | 1     | 4                          |
| B 20                                 | Diabetes mellitus                                    | M | 22           | -                  | -   | 1    | -     | -     | 4     | 2     | 3     | 5     | 7                          |
|                                      |  | F | 26           | -                  | -   | -    | -     | -     | -     | -     | 5     | 12    | 9                          |
| B 21                                 | Anaemias   | M | 11           | -                  | -   | -    | 1     | -     | 1     | 1     | 2     | 4     | 2                          |
|                                      |  | F | 14           | -                  | -   | 1    | -     | -     | -     | 1     | 2     | 5     | 5                          |
| B 22                                 | Vascular lesions affecting<br>central nervous system | M | 318          | -                  | -   | 1    | -     | 1     | 3     | 24    | 49    | 95    | 145                        |
|                                      |  | F | 484          | -                  | -   | -    | -     | 1     | 1     | 20    | 51    | 129   | 282                        |
| B 23                                 | Non-meningococcal meningitis                         | M | 4            | 1                  | 1   | 1    | -     | -     | -     | 1     | -     | -     | -                          |
|                                      |  | F | -            | -                  | -   | -    | -     | -     | -     | -     | -     | -     | -                          |
| B 24                                 | Rheumatic fever                                      | M | 1            | 1                  | -   | -    | -     | -     | -     | -     | -     | -     | -                          |
|                                      |  | F | 1            | -                  | -   | -    | -     | -     | -     | 1     | -     | -     | -                          |
| B 25                                 | Chronic rheumatic heart<br>disease                   | M | 16           | -                  | -   | -    | -     | 1     | 1     | 6     | 4     | 1     | 3                          |
|                                      |  | F | 39           | -                  | -   | -    | -     | 1     | 2     | 9     | 6     | 12    | 9                          |
| B 26a                                | Chronic endocarditis                                 | M | 17           | -                  | -   | -    | -     | -     | -     | 3     | 1     | 2     | 11                         |
|                                      |  | F | 18           | -                  | -   | -    | -     | -     | 1     | 1     | 1     | 7     | 8                          |
| B 26b                                | Coronary and arteriosclerotic<br>heart disease       | M | 674          | -                  | -   | -    | -     | 3     | 10    | 72    | 190   | 234   | 165                        |
|                                      |  | F | 414          | -                  | -   | -    | -     | -     | 3     | 25    | 66    | 143   | 177                        |

TABLE 21 (contd.) - DEATHS REGISTERED IN 1967 CLASSIFIED BY CAUSE (INTERNATIONAL ABBREVIATED LIST), SEX AND AGE, OF RESIDENTS IN DUBLIN COUNTY BOROUGH, REMAINING URBAN DISTRICTS AND AGGREGATE RURAL DISTRICTS

REMAINING URBAN DISTRICTS

| Ab-<br>bre-<br>viated<br>List<br>No. | Cause of death  |   | Age at death |                    |     |      |       |       |       |       |       |       |                            |
|--------------------------------------|---|---|--------------|--------------------|-----|------|-------|-------|-------|-------|-------|-------|----------------------------|
|                                      |   |   | All<br>ages  | Under<br>1<br>year | 1-4 | 5-14 | 15-24 | 25-34 | 35-44 | 45-54 | 55-64 | 65-74 | 75<br>years<br>and<br>over |
| B 26c                                | Other myocardial degeneration                               | M | 158          | -                  | -   | -    | -     | 1     | -     | 1     | 3     | 38    | 115                        |
|                                      |   | F | 242          | -                  | -   | -    | -     | 1     | -     | 3     | 9     | 45    | 184                        |
| B 27                                 | Other diseases of heart                                     | M | 107          | -                  | -   | -    | -     | -     | -     | 6     | 17    | 39    | 45                         |
|                                      |   | F | 125          | -                  | -   | -    | 1     | -     | 2     | 2     | 13    | 38    | 69                         |
| B 28                                 | Hypertension with heart                                     | M | 31           | -                  | -   | -    | -     | -     | 2     | 2     | 3     | 8     | 16                         |
|                                      |   | F | 55           | -                  | -   | -    | -     | -     | -     | 2     | 5     | 12    | 36                         |
| B 29                                 | Hypertension without mention<br>of heart                    | M | 30           | -                  | -   | -    | -     | -     | 1     | 6     | 5     | 9     | 9                          |
|                                      |   | F | 24           | -                  | -   | -    | -     | -     | -     | 1     | 4     | 6     | 13                         |
| B 46a                                | Other diseases of<br>circulatory system                     | M | 81           | -                  | -   | -    | -     | -     | -     | 3     | 7     | 24    | 47                         |
|                                      |   | F | 104          | -                  | -   | -    | -     | -     | 1     | -     | 9     | 23    | 71                         |
| B 30                                 | Influenza   | M | 4            | -                  | -   | -    | -     | -     | -     | 1     | 1     | 1     | 1                          |
|                                      |   | F | 6            | -                  | -   | -    | -     | -     | -     | -     | -     | 1     | 5                          |
| B 31                                 | Pneumonia   | M | 97           | 12                 | 2   | 2    | 1     | 2     | 2     | 1     | 10    | 27    | 38                         |
|                                      |   | F | 128          | 6                  | 4   | 1    | -     | 3     | 2     | 4     | 10    | 20    | 78                         |
| B 32                                 | Bronchitis  | M | 207          | 1                  | -   | 1    | -     | -     | 4     | 18    | 36    | 77    | 70                         |
|                                      |   | F | 87           | -                  | 1   | -    | -     | 1     | 3     | 6     | 12    | 25    | 39                         |
| B 46b                                | Bronchiectasis  | M | 13           | -                  | -   | 1    | -     | -     | 1     | 1     | -     | 7     | 3                          |
|                                      |   | F | 3            | -                  | -   | -    | -     | -     | -     | -     | -     | 1     | 2                          |
| B 46c                                | Other diseases of<br>respiratory system                     | M | 33           | 1                  | -   | 1    | 1     | 1     | 1     | 3     | 9     | 5     | 11                         |
|                                      |   | F | 27           | 1                  | -   | -    | -     | 1     | -     | 4     | 3     | 4     | 14                         |
| B 33                                 | Ulcer of stomach and duodenum                               | M | 31           | -                  | -   | -    | -     | 1     | 1     | 4     | 4     | 13    | 8                          |
|                                      |   | F | 14           | 1                  | -   | -    | -     | -     | 2     | 1     | 2     | 4     | 4                          |
| B 34                                 | Appendicitis  | M | 2            | -                  | -   | -    | -     | -     | -     | -     | -     | 2     | -                          |
|                                      |   | F | 3            | -                  | -   | -    | -     | -     | -     | 2     | -     | -     | 1                          |
| B 35                                 | Intestinal obstruction and<br>hernia                        | M | 13           | 1                  | -   | -    | 1     | -     | -     | -     | 1     | 5     | 5                          |
|                                      |   | F | 17           | -                  | -   | -    | 1     | -     | -     | 1     | 2     | 4     | 9                          |
| B 36                                 | Gastritis and enteritis<br>(except of newborn)              | M | 23           | 11                 | 1   | -    | 1     | -     | -     | 2     | 1     | 5     | 2                          |
|                                      |   | F | 24           | 11                 | 1   | -    | -     | -     | 1     | 1     | 2     | 2     | 6                          |
| B 36,<br>43,<br>parts of             | Gastro-enteritis<br>(under 2 years)                         | M | 15           | 14                 | 1   | -    | -     | -     | -     | -     | -     | -     | -                          |
|                                      |   | F | 12           | 11                 | 1   | -    | -     | -     | -     | -     | -     | -     | -                          |
| B 37                                 | Cirrhosis of liver  | M | 12           | -                  | -   | -    | -     | -     | -     | 2     | 7     | 3     | -                          |
|                                      |   | F | 5            | -                  | -   | -    | -     | -     | -     | 2     | -     | 2     | 1                          |
| B 46d                                | Other diseases of digestive<br>system                       | M | 14           | -                  | -   | -    | -     | 2     | 1     | 2     | 3     | 4     | 2                          |
|                                      |   | F | 27           | -                  | 2   | -    | -     | -     | 1     | 1     | 3     | 9     | 11                         |
| B 38                                 | Nephritis and nephrosis                                     | M | 31           | -                  | -   | 1    | 2     | 1     | 2     | 3     | 10    | 4     | 8                          |
|                                      |   | F | 27           | -                  | -   | 1    | 1     | -     | -     | 6     | 4     | 5     | 10                         |
| B 39                                 | Hyperplasia of prostate                                     | M | 23           | -                  | -   | -    | -     | -     | -     | 1     | -     | 8     | 14                         |
| B 40                                 | Deliveries and complications<br>of pregnancy and childbirth | F | 3            | -                  | -   | -    | -     | 1     | 2     | -     | -     | -     | -                          |
| B 41                                 | Congenital malformations                                    | M | 55           | 45                 | 3   | 3    | 2     | -     | 1     | 1     | -     | -     | -                          |
|                                      |   | F | 47           | 41                 | 3   | 1    | -     | 1     | -     | -     | -     | -     | 1                          |
| B 42                                 | Birth injuries, asphyxia and<br>atelectasis                 | M | 49           | 49                 | -   | -    | -     | -     | -     | -     | -     | -     | -                          |
|                                      |   | F | 33           | 33                 | -   | -    | -     | -     | -     | -     | -     | -     | -                          |
| B 43                                 | Infections of the newborn                                   | M | 9            | 9                  | -   | -    | -     | -     | -     | -     | -     | -     | -                          |
|                                      |   | F | 3            | 3                  | -   | -    | -     | -     | -     | -     | -     | -     | -                          |
| B 44                                 | Other diseases of early<br>infancy                          | M | 40           | 40                 | -   | -    | -     | -     | -     | -     | -     | -     | -                          |
|                                      |   | F | 26           | 26                 | -   | -    | -     | -     | -     | -     | -     | -     | -                          |
| B 45a                                | Senility without psychosis                                  | M | 38           | -                  | -   | -    | -     | -     | -     | -     | -     | -     | 38                         |
|                                      |   | F | 76           | -                  | -   | -    | -     | -     | -     | -     | -     | 1     | 75                         |
| B 45b                                | Ill-defined and unknown<br>causes                           | M | 12           | -                  | -   | -    | -     | -     | -     | -     | 2     | 2     | 8                          |
|                                      |   | F | 27           | -                  | -   | -    | -     | -     | -     | -     | 1     | 1     | 25                         |
| B 46e                                | All other diseases  | M | 79           | 3                  | 1   | 2    | 1     | 2     | 6     | 7     | 17    | 19    | 21                         |
|                                      |   | F | 105          | 3                  | 2   | 2    | 2     | 5     | 3     | 10    | 16    | 26    | 36                         |
| External Causes                      |   |   |              |                    |     |      |       |       |       |       |       |       |                            |
| B 47                                 | Motor vehicle accidents                                     | M | 48           | -                  | 4   | 3    | 10    | 6     | 3     | 6     | 7     | 4     | 5                          |
|                                      |   | F | 10           | -                  | 2   | 1    | 1     | 2     | 1     | 2     | 1     | -     | -                          |
| B 48                                 | All other accidents   | M | 66           | 3                  | 4   | 10   | 8     | 8     | 5     | 5     | 10    | 6     | 7                          |
|                                      |   | F | 64           | 3                  | 2   | 2    | -     | -     | 2     | 3     | 3     | 9     | 40                         |
| B 49                                 | Suicide and self-inflicted<br>injury                        | M | 10           | -                  | -   | -    | 1     | 1     | 1     | 4     | 1     | 1     | 1                          |
|                                      |   | F | 5            | -                  | -   | -    | -     | 1     | 2     | -     | 1     | 1     | -                          |
| B 50                                 | Homicide and operation of war                               | M | -            | -                  | -   | -    | -     | -     | -     | -     | -     | -     | -                          |
|                                      |   | F | 3            | -                  | -   | 3    | -     | -     | -     | -     | -     | -     | -                          |

TABLE 21 (contd.) - DEATHS REGISTERED IN 1967, CLASSIFIED BY CAUSE (INTERNATIONAL ABBREVIATED LIST), SEX AND AGE, OF RESIDENTS IN DUBLIN COUNTY BOROUGH, REMAINING URBAN DISTRICTS AND AGGREGATE RURAL DISTRICTS.

## RURAL DISTRICTS

| Ab-<br>bre-<br>viated<br>List<br>No. | Cause of death                                       |   | Age at death |                    |     |      |       |       |       |       |       |       |                            |
|--------------------------------------|--|---|--------------|--------------------|-----|------|-------|-------|-------|-------|-------|-------|----------------------------|
|                                      |  |   | All<br>ages  | Under<br>1<br>year | 1-4 | 5-14 | 15-24 | 25-34 | 35-44 | 45-54 | 55-64 | 65-74 | 75<br>years<br>and<br>over |
|                                      | <b>All causes</b>                                    | M | 11,347       | 466                | 71  | 67   | 121   | 105   | 221   | 722   | 1,544 | 3,039 | 4,991                      |
|                                      |  | F | 8,807        | 342                | 46  | 51   | 54    | 65    | 168   | 492   | 924   | 2,073 | 4,592                      |
| B 1                                  | Tuberculosis of respiratory system                   | M | 60           | -                  | -   | -    | 1     | 2     | 5     | 11    | 11    | 20    | 10                         |
|                                      |  | F | 32           | 1                  | -   | -    | -     | -     | 1     | 11    | 7     | 10    | 2                          |
| B 2                                  | Tuberculosis, other forms                            | M | 11           | -                  | -   | 3    | -     | -     | 1     | 3     | 2     | 2     | -                          |
|                                      |  | F | 11           | -                  | -   | -    | -     | 1     | 1     | 2     | 3     | 4     | -                          |
| B 3                                  | Syphilis and its sequelae                            | M | 2            | -                  | -   | -    | -     | -     | -     | 2     | -     | -     | -                          |
|                                      |  | F | -            | -                  | -   | -    | -     | -     | -     | -     | -     | -     | -                          |
| B 4                                  | Typhoid fever  | M | -            | -                  | -   | -    | -     | -     | -     | -     | -     | -     | -                          |
|                                      |  | F | -            | -                  | -   | -    | -     | -     | -     | -     | -     | -     | -                          |
| B 6                                  | Dysentery, all forms                                 | M | 1            | -                  | -   | -    | -     | -     | -     | -     | -     | -     | 1                          |
|                                      |  | F | -            | -                  | -   | -    | -     | -     | -     | -     | -     | -     | -                          |
| B 7a                                 | Scarlet fever  | M | -            | -                  | -   | -    | -     | -     | -     | -     | -     | -     | -                          |
|                                      |  | F | -            | -                  | -   | -    | -     | -     | -     | -     | -     | -     | -                          |
| B 7b                                 | Streptococcal sore throat                            | M | 1            | -                  | -   | -    | -     | -     | -     | -     | -     | 1     | -                          |
|                                      |  | F | -            | -                  | -   | -    | -     | -     | -     | -     | -     | -     | -                          |
| B 8                                  | Diphtheria   | M | -            | -                  | -   | -    | -     | -     | -     | -     | -     | -     | -                          |
|                                      |  | F | 1            | -                  | -   | 1    | -     | -     | -     | -     | -     | -     | -                          |
| B 9                                  | Whooping cough                                       | M | 4            | 3                  | 1   | -    | -     | -     | -     | -     | -     | -     | -                          |
|                                      |  | F | 1            | 1                  | -   | -    | -     | -     | -     | -     | -     | -     | -                          |
| B 10                                 | Meningococcal infections                             | M | 1            | -                  | 1   | -    | -     | -     | -     | -     | -     | -     | -                          |
|                                      |  | F | -            | -                  | -   | -    | -     | -     | -     | -     | -     | -     | -                          |
| B 12                                 | Acute poliomyelitis                                  | M | -            | -                  | -   | -    | -     | -     | -     | -     | -     | -     | -                          |
|                                      |  | F | -            | -                  | -   | -    | -     | -     | -     | -     | -     | -     | -                          |
| B 14                                 | Measles  | M | 3            | 1                  | 2   | -    | -     | -     | -     | -     | -     | -     | -                          |
|                                      |  | F | 4            | -                  | -   | 3    | -     | -     | 1     | -     | -     | -     | -                          |
| B 16                                 | Malaria  | M | -            | -                  | -   | -    | -     | -     | -     | -     | -     | -     | -                          |
|                                      |  | F | -            | -                  | -   | -    | -     | -     | -     | -     | -     | -     | -                          |
| B 17                                 | Other infective and parasitic diseases               | M | 32           | 2                  | 1   | 3    | 2     | 2     | 4     | 3     | 4     | 7     | 4                          |
|                                      |  | F | 19           | 1                  | 1   | 1    | 1     | 1     | 1     | 1     | 2     | 6     | 4                          |
| B 18a                                | Malignant neoplasms: -<br>of stomach                 | M | 323          | -                  | -   | 1    | -     | -     | 9     | 31    | 72    | 109   | 101                        |
|                                      |  | F | 200          | -                  | -   | -    | -     | 1     | 5     | 12    | 29    | 66    | 87                         |
| B 18b                                | of other digestive organs<br>and peritoneum          | M | 440          | -                  | -   | -    | 1     | 2     | 6     | 44    | 102   | 127   | 158                        |
|                                      |  | F | 386          | -                  | -   | 1    | 1     | 2     | 9     | 33    | 87    | 125   | 128                        |
| B 18c                                | of respiratory system                                | M | 316          | -                  | -   | -    | 1     | -     | 8     | 47    | 96    | 104   | 60                         |
|                                      |  | F | 91           | -                  | -   | -    | 2     | -     | 2     | 18    | 26    | 27    | 16                         |
| B 18d                                | of breast  | M | 1            | -                  | -   | -    | -     | -     | -     | -     | -     | 1     | -                          |
|                                      |  | F | 252          | -                  | -   | -    | -     | 4     | 19    | 63    | 60    | 59    | 47                         |
| B 18e                                | of genito-urinary system                             | M | 245          | 1                  | 3   | 1    | 1     | -     | 1     | 16    | 29    | 81    | 112                        |
|                                      |  | F | 207          | -                  | -   | 2    | -     | 5     | 13    | 45    | 54    | 41    | 47                         |
| B 18f                                | of lymphatic and<br>haematopoietic tissues           | M | 126          | 1                  | 8   | 8    | 4     | 5     | 6     | 16    | 20    | 30    | 28                         |
|                                      |  | F | 66           | -                  | 1   | 6    | 1     | 1     | 6     | 10    | 17    | 18    | 6                          |
| B 18g                                | other  | M | 228          | -                  | -   | 1    | 8     | 3     | 10    | 23    | 38    | 62    | 83                         |
|                                      |  | F | 163          | 2                  | 2   | 1    | 4     | 6     | 6     | 13    | 28    | 53    | 48                         |
| B 19                                 | Benign and unspecified<br>neoplasms                  | M | 26           | -                  | 1   | -    | -     | -     | 1     | 8     | 6     | 5     | 5                          |
|                                      |  | F | 28           | -                  | -   | 1    | 1     | 1     | -     | 3     | 5     | 10    | 7                          |
| B 20                                 | Diabetes mellitus                                    | M | 67           | -                  | -   | -    | -     | -     | 2     | 7     | 11    | 25    | 22                         |
|                                      |  | F | 104          | -                  | -   | -    | -     | -     | -     | 5     | 15    | 34    | 50                         |
| B 21                                 | Anaemias   | M | 37           | -                  | -   | -    | 1     | 1     | -     | -     | 6     | 12    | 17                         |
|                                      |  | F | 39           | -                  | -   | -    | 2     | 2     | -     | 1     | 8     | 12    | 14                         |
| B 22                                 | Vascular lesions affecting<br>central nervous system | M | 1,345        | -                  | -   | 3    | 7     | 3     | 13    | 53    | 139   | 425   | 702                        |
|                                      |  | F | 1,451        | 1                  | 2   | -    | 1     | 3     | 7     | 55    | 117   | 402   | 863                        |
| B 23                                 | Non-meningococcal<br>meningitis                      | M | 11           | 6                  | 1   | -    | -     | -     | -     | 3     | 1     | -     | -                          |
|                                      |  | F | 3            | 2                  | -   | -    | -     | -     | -     | -     | 1     | -     | -                          |
| B 24                                 | Rheumatic fever                                      | M | 1            | -                  | -   | -    | -     | -     | -     | -     | -     | -     | 1                          |
|                                      |  | F | 2            | -                  | -   | 1    | -     | -     | -     | 1     | -     | -     | -                          |
| B 25                                 | Chronic rheumatic heart<br>disease                   | M | 84           | -                  | -   | -    | 2     | -     | 8     | 9     | 13    | 30    | 22                         |
|                                      |  | F | 73           | -                  | -   | -    | 2     | 2     | 2     | 11    | 16    | 15    | 25                         |
| B 26a                                | Chronic endocarditis                                 | M | 89           | -                  | -   | -    | -     | -     | 2     | 4     | 14    | 25    | 44                         |
|                                      |  | F | 74           | -                  | -   | -    | -     | -     | 3     | 1     | 4     | 22    | 44                         |
| B 26b                                | Coronary and arteriosclerotic<br>heart disease       | M | 2,283        | -                  | -   | -    | -     | 7     | 47    | 193   | 457   | 813   | 766                        |
|                                      |  | F | 1,186        | -                  | -   | -    | -     | 4     | 18    | 50    | 170   | 380   | 564                        |

TABLE 21 (contd.) - DEATHS REGISTERED IN 1967, CLASSIFIED BY CAUSE (INTERNATIONAL ABBREVIATED LIST), SEX AND AGE, OF RESIDENTS IN DUBLIN COUNTY BOROUGH, REMAINING URBAN DISTRICTS AND AGGREGATE RURAL DISTRICTS.

## RURAL DISTRICTS

| Ab-<br>brev-<br>iated<br>List<br>No. | Cause of death   |   | Age at death |                    |     |      |       |       |       |       |       |       |                            |     |
|--------------------------------------|--|---|--------------|--------------------|-----|------|-------|-------|-------|-------|-------|-------|----------------------------|-----|
|                                      |  |   | All<br>ages  | Under<br>1<br>year | 1-4 | 5-14 | 15-24 | 25-34 | 35-44 | 45-54 | 55-64 | 65-74 | 75<br>years<br>and<br>over |     |
| B 26c                                | Other myocardial degeneration                            | M | 1,003        | -                  | -   | -    | -     | -     | -     | -     | 8     | 28    | 171                        | 796 |
|                                      |  | F | 1,051        | 1                  | -   | -    | -     | 1     | 4     | 12    | 24    | 151   | 858                        |     |
| B 27                                 | Other diseases of heart                                  | M | 509          | -                  | -   | 1    | 1     | 1     | 7     | 17    | 48    | 133   | 301                        |     |
|                                      |  | F | 414          | -                  | 1   | -    | 2     | 2     | 3     | 16    | 29    | 113   | 248                        |     |
| B 28                                 | Hypertension with heart disease                          | M | 183          | -                  | -   | -    | -     | -     | -     | 3     | 17    | 61    | 102                        |     |
|                                      |  | F | 150          | -                  | -   | -    | -     | -     | -     | 9     | 6     | 44    | 91                         |     |
| B 29                                 | Hypertension without mention of heart                    | M | 100          | -                  | -   | -    | 1     | -     | 2     | 10    | 21    | 31    | 35                         |     |
|                                      |  | F | 80           | -                  | -   | -    | -     | -     | 2     | 5     | 13    | 20    | 40                         |     |
| B 46a                                | Other diseases of circulatory system                     | M | 392          | -                  | -   | -    | 1     | 1     | 3     | 9     | 32    | 88    | 258                        |     |
|                                      |  | F | 349          | 1                  | -   | -    | -     | 1     | 6     | 10    | 18    | 51    | 262                        |     |
| B 30                                 | Influenza  | M | 40           | 2                  | -   | -    | -     | 1     | -     | 1     | 3     | 10    | 23                         |     |
|                                      |  | F | 40           | 2                  | -   | -    | -     | 1     | -     | 2     | 5     | 7     | 23                         |     |
| B 31                                 | Pneumonia  | M | 380          | 35                 | 13  | 4    | 3     | -     | 5     | 14    | 21    | 90    | 195                        |     |
|                                      |  | F | 295          | 30                 | 8   | 7    | -     | 3     | 5     | 14    | 12    | 61    | 155                        |     |
| B 32                                 | Bronchitis   | M | 506          | 1                  | 1   | -    | 1     | 3     | 2     | 21    | 106   | 159   | 212                        |     |
|                                      |  | F | 240          | 1                  | 1   | -    | 2     | 1     | 4     | 8     | 25    | 67    | 131                        |     |
| B 46b                                | Bronchiectasis   | M | 20           | -                  | -   | -    | 1     | 1     | 1     | -     | 4     | 7     | 6                          |     |
|                                      |  | F | 15           | -                  | -   | 1    | -     | 1     | -     | 5     | -     | 2     | 6                          |     |
| B 46c                                | Other diseases of respiratory system                     | M | 113          | 3                  | -   | -    | -     | -     | 1     | 5     | 22    | 39    | 43                         |     |
|                                      |  | F | 79           | -                  | -   | -    | 1     | -     | 1     | 2     | 9     | 19    | 47                         |     |
| B 33                                 | Ulcer of stomach and duodenum                            | M | 84           | -                  | -   | -    | -     | 3     | 2     | 8     | 14    | 31    | 26                         |     |
|                                      |  | F | 39           | -                  | -   | -    | -     | -     | -     | 1     | 5     | 17    | 16                         |     |
| B 34                                 | Appendicitis   | M | 8            | -                  | 3   | -    | 1     | 1     | -     | -     | 2     | 1     | -                          |     |
|                                      |  | F | 7            | -                  | -   | 1    | 2     | -     | -     | 1     | 1     | -     | 2                          |     |
| B 35                                 | Intestinal obstruction and hernia                        | M | 50           | 1                  | -   | -    | 1     | -     | 2     | 5     | 8     | 16    | 17                         |     |
|                                      |  | F | 44           | 1                  | 1   | 1    | -     | -     | 1     | 4     | 4     | 14    | 18                         |     |
| B 36                                 | Gastritis and enteritis (except of newborn)              | M | 59           | 34                 | 2   | -    | -     | -     | 1     | 3     | 3     | 10    | 6                          |     |
|                                      |  | F | 50           | 16                 | 2   | 1    | -     | -     | -     | 3     | 7     | 10    | 11                         |     |
| B 36,<br>43,<br>parts of             | Gastro-enteritis (under 2 years)                         | M | 46           | 44                 | 2   | -    | -     | -     | -     | -     | -     | -     | -                          |     |
|                                      |  | F | 23           | 21                 | 2   | -    | -     | -     | -     | -     | -     | -     | -                          |     |
| B 37                                 | Cirrhosis of liver                                       | M | 25           | -                  | -   | -    | -     | -     | 1     | 6     | 7     | 7     | 4                          |     |
|                                      |  | F | 10           | -                  | -   | -    | -     | -     | -     | 2     | 3     | 4     | 1                          |     |
| B 46d                                | Other diseases of digestive system                       | M | 67           | 1                  | 2   | 1    | 1     | 2     | 1     | 6     | 7     | 21    | 25                         |     |
|                                      |  | F | 55           | 1                  | -   | -    | -     | 1     | 1     | 3     | 11    | 22    | 16                         |     |
| B 38                                 | Nephritis and nephrosis                                  | M | 140          | -                  | 3   | -    | 6     | 5     | 7     | 15    | 19    | 30    | 55                         |     |
|                                      |  | F | 94           | 2                  | -   | 1    | 4     | 3     | 4     | 13    | 15    | 21    | 31                         |     |
| B 39                                 | Hyperplasia of prostate                                  | M | 127          | -                  | -   | -    | -     | -     | -     | -     | 2     | 22    | 103                        |     |
| B 40                                 | Deliveries and complications of pregnancy and childbirth | F | 8            | -                  | -   | -    | 1     | 1     | 6     | -     | -     | -     | -                          |     |
| B 41                                 | Congenital malformations                                 | M | 153          | 124                | 8   | 6    | 1     | 3     | 3     | 2     | 4     | 2     | -                          |     |
|                                      |  | F | 115          | 91                 | 10  | 2    | 4     | 1     | 3     | 2     | 1     | -     | 1                          |     |
| B 42                                 | Birth injuries, asphyxia and atelectasis                 | M | 96           | 96                 | -   | -    | -     | -     | -     | -     | -     | -     | -                          |     |
|                                      |  | F | 73           | 73                 | -   | -    | -     | -     | -     | -     | -     | -     | -                          |     |
| B 43                                 | Infections of the newborn                                | M | 27           | 27                 | -   | -    | -     | -     | -     | -     | -     | -     | -                          |     |
|                                      |  | F | 29           | 29                 | -   | -    | -     | -     | -     | -     | -     | -     | -                          |     |
| B 44                                 | Other diseases of early infancy                          | M | 99           | 99                 | -   | -    | -     | -     | -     | -     | -     | -     | -                          |     |
|                                      |  | F | 69           | 69                 | -   | -    | -     | -     | -     | -     | -     | -     | -                          |     |
| B 45a                                | Senility without psychosis                               | M | 387          | -                  | -   | -    | -     | -     | -     | -     | -     | 12    | 375                        |     |
|                                      |  | F | 430          | -                  | -   | -    | -     | -     | -     | -     | -     | 15    | 415                        |     |
| B 45b                                | Ill-defined and unknown causes                           | M | 122          | 1                  | -   | 1    | -     | -     | 1     | 6     | 11    | 32    | 70                         |     |
|                                      |  | F | 92           | -                  | -   | -    | -     | -     | 1     | 3     | 5     | 20    | 63                         |     |
| B 46e                                | All other diseases                                       | M | 408          | 13                 | 8   | 10   | 13    | 14    | 19    | 40    | 60    | 119   | 112                        |     |
|                                      |  | F | 317          | 7                  | 6   | 3    | 7     | 9     | 19    | 25    | 55    | 93    | 93                         |     |
| External Causes                      |  |   |              |                    |     |      |       |       |       |       |       |       |                            |     |
| B 47                                 | Motor vehicle accidents                                  | M | 183          | -                  | 1   | 9    | 31    | 19    | 17    | 36    | 27    | 29    | 14                         |     |
|                                      |  | F | 55           | -                  | 5   | 9    | 9     | 4     | 3     | 5     | 8     | 10    | 2                          |     |
| B 48                                 | All other accidents                                      | M | 287          | 14                 | 12  | 15   | 29    | 23    | 18    | 26    | 44    | 31    | 75                         |     |
|                                      |  | F | 201          | 9                  | 6   | 8    | 6     | 2     | 10    | 8     | 17    | 26    | 109                        |     |
| B 49                                 | Suicide and self-inflicted injury                        | M | 39           | -                  | -   | -    | 2     | 3     | 5     | 7     | 12    | 8     | 2                          |     |
|                                      |  | F | 10           | -                  | -   | -    | 1     | 1     | 1     | 4     | 1     | 2     | -                          |     |
| B 50                                 | Homicide and operations of war                           | M | 3            | 1                  | -   | -    | -     | -     | -     | 1     | 1     | -     | -                          |     |
|                                      |  | F | 3            | 1                  | -   | -    | -     | -     | -     | -     | 1     | -     | 1                          |     |



TABLE 22 - DEATHS OF RESIDENTS OF EACH PROVINCE, COUNTY AND COUNTY BOROUGH REGISTERED IN 1967  
CLASSIFIED BY PLACE OF OCCURRENCE.

| Area                      |   | Total deaths | Place of occurrence                             |                  |                              |             |
|---------------------------|---|--------------|---|------------------|------------------------------|-------------|
|                           |   |              | General and Special Hospitals and Nursing Homes | Mental Hospitals | Local Authority Institutions | Domiciliary |
| Total                     | M | 17,035       | 2,833   | 498              | 6,323                        | 7,381       |
|                           | F | 14,365       | 2,629   | 504              | 4,830                        | 6,402       |
| LEINSTER                  | M | 7,350        | 1,869   | 189              | 2,326                        | 2,966       |
|                           | F | 6,534        | 1,749   | 238              | 1,876                        | 2,671       |
| MUNSTER                   | M | 5,501        | 706   | 149              | 2,329                        | 2,317       |
|                           | F | 4,591        | 651   | 144              | 1,765                        | 2,031       |
| CONNACHT                  | M | 2,812        | 169   | 127              | 1,169                        | 1,347       |
|                           | F | 2,208        | 180   | 90               | 846                          | 1,092       |
| ULSTER (part of)          | M | 1,372        | 89  | 33               | 499                          | 751         |
|                           | F | 1,032        | 49  | 32               | 343                          | 608         |
| LEINSTER                  |   |              |   |                  |                              |             |
| Carlow                    | M | 186          | 31  | 6                | 49                           | 100         |
|                           | F | 161          | 30  | 15               | 47                           | 69          |
| Dublin County Borough     | M | 2,715        | 1,052   | 67               | 653                          | 943         |
|                           | F | 2,688        | 967   | 107              | 635                          | 979         |
| Dun Laoghaire Borough     | M | 296          | 116   | 4                | 53                           | 123         |
|                           | F | 334          | 135   | 11               | 64                           | 124         |
| Dublin County (remainder) | M | 606          | 211   | 15               | 147                          | 233         |
|                           | F | 527          | 201   | 12               | 93                           | 221         |
| Kildare                   | M | 348          | 63  | 12               | 129                          | 144         |
|                           | F | 269          | 52  | 11               | 90                           | 116         |
| Kilkenny                  | M | 400          | 36  | 15               | 176                          | 173         |
|                           | F | 297          | 41  | 8                | 120                          | 128         |
| Laois                     | M | 295          | 20  | 4                | 145                          | 126         |
|                           | F | 218          | 15  | 10               | 97                           | 96          |
| Longford                  | M | 206          | 23  | 3                | 82                           | 98          |
|                           | F | 154          | 19  | 4                | 60                           | 71          |
| Louth                     | M | 374          | 73  | 8                | 134                          | 159         |
|                           | F | 328          | 80  | 5                | 109                          | 134         |
| Meath                     | M | 397          | 74  | 11               | 141                          | 171         |
|                           | F | 308          | 44  | 13               | 120                          | 131         |
| Offaly                    | M | 323          | 17  | 5                | 156                          | 145         |
|                           | F | 223          | 17  | 5                | 81                           | 120         |
| Westmeath                 | M | 330          | 23  | 15               | 167                          | 125         |
|                           | F | 273          | 17  | 22               | 141                          | 93          |
| Wexford                   | M | 518          | 49  | 19               | 193                          | 257         |
|                           | F | 449          | 54  | 9                | 146                          | 240         |
| Wicklow                   | M | 356          | 81  | 5                | 101                          | 169         |
|                           | F | 305          | 77  | 6                | 73                           | 149         |
| MUNSTER                   |   |              |   |                  |                              |             |
| Clare                     | M | 531          | 42  | 19               | 237                          | 233         |
|                           | F | 389          | 40  | 19               | 161                          | 169         |
| Cork County Borough       | M | 650          | 172   | 15               | 207                          | 256         |
|                           | F | 666          | 207   | 18               | 178                          | 263         |
| Cork County               | M | 1,443        | 210   | 30               | 578                          | 625         |
|                           | F | 1,252        | 165   | 37               | 429                          | 621         |
| Kerry                     | M | 837          | 72  | 32               | 368                          | 365         |
|                           | F | 621          | 56  | 14               | 265                          | 286         |
| Limerick County Borough   | M | 233          | 51  | 1                | 116                          | 65          |
|                           | F | 268          | 42  | 6                | 163                          | 57          |
| Limerick County           | M | 524          | 35  | 11               | 246                          | 232         |
|                           | F | 408          | 32  | 15               | 168                          | 193         |
| Tipperary, North Riding   | M | 357          | 24  | 6                | 146                          | 181         |
|                           | F | 253          | 19  | 5                | 123                          | 106         |
| Tipperary, South Riding   | M | 452          | 47  | 6                | 219                          | 180         |
|                           | F | 333          | 54  | 8                | 138                          | 133         |
| Waterford County Borough  | M | 192          | 29  | 10               | 76                           | 77          |
|                           | F | 175          | 18  | 14               | 41                           | 102         |
| Waterford County          | M | 282          | 24  | 19               | 136                          | 103         |
|                           | F | 226          | 18  | 8                | 99                           | 101         |
| CONNACHT                  |   |              |   |                  |                              |             |
| Galway                    | M | 962          | 78  | 41               | 429                          | 414         |
|                           | F | 766          | 90  | 28               | 314                          | 334         |
| Leitrim                   | M | 271          | 17  | 9                | 105                          | 140         |
|                           | F | 172          | 11  | 9                | 72                           | 80          |
| Mayo                      | M | 803          | 28  | 39               | 336                          | 400         |
|                           | F | 659          | 35  | 33               | 228                          | 363         |
| Roscommon                 | M | 411          | 21  | 22               | 162                          | 206         |
|                           | F | 320          | 17  | 15               | 130                          | 158         |
| Sligo                     | M | 365          | 25  | 16               | 137                          | 187         |
|                           | F | 291          | 27  | 5                | 102                          | 157         |
| ULSTER (part of)          |   |              |   |                  |                              |             |
| Cavan                     | M | 395          | 18  | 6                | 184                          | 187         |
|                           | F | 263          | 18  | 7                | 102                          | 136         |
| Donegal                   | M | 685          | 41  | 20               | 198                          | 426         |
|                           | F | 536          | 16  | 19               | 149                          | 352         |
| Monaghan                  | M | 292          | 30  | 7                | 117                          | 138         |
|                           | F | 233          | 15  | 6                | 92                           | 120         |



TABLE 24 - DEATHS IN 1967 CLASSIFIED BY PRINCIPAL GROUPS OF CAUSES, SEX AND AGE, OF RESIDENTS IN EACH COUNTY AND COUNTY BOROUGH.

| Cause of death                                    |   | Age at death    |              |            |            |            |            |            |              |              |              |                   |
|---|---|-----------------|--------------|------------|------------|------------|------------|------------|--------------|--------------|--------------|-------------------|
|   |   | All ages        | Under 1 year | 1-4        | 5-14       | 15-24      | 25-34      | 35-44      | 45-54        | 55-64        | 65-74        | 75 years and over |
|   |   | <b>TOTAL</b>    |              |            |            |            |            |            |              |              |              |                   |
| Tuberculosis of respiratory system                | M | 143             | -            | -          | -          | 1          | 3          | 9          | 20           | 29           | 58           | 23                |
|   | F | 70              | 1            | -          | -          | -          | -          | 6          | 17           | 20           | 18           | 8                 |
| Tuberculosis, other forms                         | M | 18              | -            | 1          | 3          | -          | 1          | 1          | 5            | 4            | 3            | -                 |
|   | F | 20              | -            | 2          | -          | -          | 2          | 2          | 4            | 4            | 4            | 2                 |
| Other infective and parasitic diseases            | M | 65              | 9            | 7          | 8          | 3          | 2          | 6          | 8            | 5            | 10           | 7                 |
|   | F | 51              | 8            | 3          | 7          | 1          | 3          | 2          | 3            | 6            | 10           | 8                 |
| Malignant neoplasms                               | M | 2,756           | 4            | 15         | 22         | 25         | 29         | 66         | 276          | 651          | 887          | 781               |
|   | F | 2,340           | 2            | 8          | 11         | 15         | 31         | 105        | 328          | 508          | 694          | 638               |
| Vascular lesions affecting central nervous system | M | 1,877           | -            | 1          | 5          | 7          | 9          | 19         | 94           | 224          | 595          | 923               |
|   | F | 2,298           | 1            | 2          | -          | 1          | 9          | 13         | 93           | 206          | 621          | 1,352             |
| Diseases of the heart                             | M | 6,014           | -            | -          | 1          | 4          | 16         | 94         | 392          | 998          | 1,834        | 2,675             |
|   | F | 4,655           | 1            | 1          | 1          | 7          | 13         | 46         | 169          | 449          | 1,195        | 2,773             |
| Other diseases of the circulatory system          | M | 704             | 2            | -          | -          | 3          | 2          | 8          | 36           | 85           | 175          | 393               |
|   | F | 685             | 1            | -          | 2          | -          | 3          | 13         | 25           | 50           | 132          | 459               |
| Diseases of the respiratory system                | M | 1,810           | 87           | 22         | 12         | 10         | 12         | 21         | 83           | 289          | 550          | 724               |
|   | F | 1,249           | 59           | 16         | 12         | 5          | 13         | 23         | 62           | 106          | 269          | 684               |
| Senility  | M | 429             | -            | -          | -          | -          | -          | -          | -            | -            | 12           | 417               |
|   | F | 520             | -            | -          | -          | -          | -          | -          | -            | -            | 16           | 504               |
| Other diseases                                    | M | 2,461           | 737          | 45         | 29         | 41         | 41         | 67         | 167          | 251          | 480          | 603               |
|   | F | 2,038           | 544          | 33         | 20         | 30         | 34         | 55         | 111          | 219          | 402          | 590               |
| Accidents and other external causes               | M | 758             | 21           | 30         | 55         | 106        | 69         | 61         | 96           | 116          | 88           | 116               |
|   | F | 439             | 21           | 16         | 31         | 20         | 14         | 19         | 26           | 41           | 60           | 191               |
| <b>All causes</b>                                 | M | <b>17,035</b>   | <b>860</b>   | <b>121</b> | <b>135</b> | <b>200</b> | <b>184</b> | <b>352</b> | <b>1,177</b> | <b>2,652</b> | <b>4,692</b> | <b>6,662</b>      |
|   | F | <b>14,365</b>   | <b>638</b>   | <b>81</b>  | <b>84</b>  | <b>79</b>  | <b>122</b> | <b>284</b> | <b>838</b>   | <b>1,609</b> | <b>3,421</b> | <b>7,209</b>      |
|   |   | <b>LEINSTER</b> |              |            |            |            |            |            |              |              |              |                   |
| Tuberculosis of respiratory system                | M | 80              | -            | -          | -          | -          | 1          | 3          | 11           | 14           | 37           | 14                |
|   | F | 32              | 1            | -          | -          | -          | -          | 3          | 7            | 7            | 8            | 6                 |
| Tuberculosis, other forms                         | M | 8               | -            | -          | -          | -          | 1          | 1          | 2            | 2            | 2            | -                 |
|   | F | 13              | -            | 2          | -          | -          | -          | 2          | 3            | 1            | 3            | 2                 |
| Other infective and parasitic diseases            | M | 25              | 3            | 3          | 3          | 2          | -          | 2          | 1            | 2            | 5            | 4                 |
|   | F | 22              | 5            | 2          | 4          | -          | 2          | -          | 2            | 3            | 2            | 2                 |
| Malignant neoplasms                               | M | 1,312           | 3            | 8          | 12         | 12         | 18         | 26         | 126          | 318          | 452          | 337               |
|   | F | 1,125           | 1            | 5          | 4          | 7          | 17         | 61         | 149          | 250          | 318          | 313               |
| Vascular lesions affecting central nervous system | M | 724             | -            | 1          | 2          | 1          | 8          | 10         | 41           | 99           | 244          | 318               |
|   | F | 1,010           | -            | 1          | -          | -          | 7          | 10         | 54           | 91           | 260          | 587               |
| Diseases of the heart                             | M | 2,492           | -            | -          | -          | 2          | 12         | 54         | 171          | 480          | 763          | 1,010             |
|   | F | 1,996           | -            | 1          | 1          | 4          | 7          | 18         | 73           | 221          | 514          | 1,157             |
| Other diseases of the circulatory system          | M | 316             | 1            | -          | -          | 1          | 1          | 5          | 15           | 47           | 81           | 165               |
|   | F | 358             | 1            | -          | 2          | -          | 3          | 7          | 14           | 24           | 68           | 239               |
| Diseases of the respiratory system                | M | 876             | 55           | 10         | 8          | 4          | 7          | 7          | 39           | 156          | 270          | 320               |
|   | F | 655             | 40           | 13         | 9          | 3          | 5          | 12         | 33           | 55           | 124          | 361               |
| Senility  | M | 85              | -            | -          | -          | -          | -          | -          | -            | -            | 3            | 82                |
|   | F | 128             | -            | -          | -          | -          | -          | -          | -            | -            | 3            | 125               |
| Other diseases                                    | M | 1,094           | 400          | 24         | 11         | 22         | 19         | 26         | 80           | 112          | 196          | 204               |
|   | F | 988             | 314          | 18         | 9          | 10         | 16         | 20         | 51           | 95           | 163          | 292               |
| Accidents and other external causes               | M | 338             | 8            | 14         | 32         | 59         | 35         | 32         | 39           | 44           | 36           | 39                |
|   | F | 207             | 9            | 6          | 13         | 13         | 8          | 9          | 15           | 21           | 32           | 81                |
| <b>All causes</b>                                 | M | <b>7,350</b>    | <b>470</b>   | <b>60</b>  | <b>68</b>  | <b>103</b> | <b>102</b> | <b>166</b> | <b>525</b>   | <b>1,274</b> | <b>2,089</b> | <b>2,493</b>      |
|   | F | <b>6,534</b>    | <b>371</b>   | <b>48</b>  | <b>42</b>  | <b>37</b>  | <b>65</b>  | <b>142</b> | <b>401</b>   | <b>768</b>   | <b>1,495</b> | <b>3,165</b>      |

TABLE 24 (contd.) - DEATHS IN 1967 CLASSIFIED BY PRINCIPAL GROUPS OF CAUSES, SEX AND AGE, OF RESIDENTS IN EACH COUNTY AND COUNTY BOROUGH.

| Cause of death                                    |   | Age at death |              |     |      |       |       |       |       |       |       |                   |
|---|---|--------------|--------------|-----|------|-------|-------|-------|-------|-------|-------|-------------------|
|   |   | All ages     | Under 1 year | 1-4 | 5-14 | 15-24 | 25-34 | 35-44 | 45-54 | 55-64 | 65-74 | 75 years and over |
| <b>MUNSTER</b>                                    |   |              |              |     |      |       |       |       |       |       |       |                   |
| Tuberculosis of respiratory system                | M | 45           | -            | -   | -    | -     | 1     | 5     | 6     | 11    | 15    | 7                 |
|   | F | 33           | -            | -   | -    | -     | -     | 2     | 8     | 12    | 9     | 2                 |
| Tuberculosis, other forms                         | M | 5            | -            | 1   | 1    | -     | -     | -     | 3     | -     | -     | -                 |
|   | F | 4            | -            | -   | -    | -     | 2     | -     | 1     | 1     | -     | -                 |
| Other infective and parasitic diseases            | M | 25           | 3            | 2   | 4    | 1     | 1     | 3     | 5     | 2     | 2     | 2                 |
|   | F | 18           | 2            | -   | 2    | 1     | 1     | 1     | -     | 1     | 6     | 4                 |
| Malignant neoplasms                               | M | 837          | -            | 4   | 6    | 7     | 8     | 23    | 91    | 210   | 261   | 227               |
|   | F | 716          | 1            | 1   | 3    | 3     | 6     | 26    | 122   | 151   | 227   | 176               |
| Vascular lesions affecting central nervous system | M | 612          | -            | -   | 1    | 5     | -     | 4     | 34    | 68    | 190   | 310               |
|   | F | 723          | -            | -   | -    | 1     | 1     | 2     | 23    | 69    | 211   | 416               |
| Diseases of the heart                             | M | 1,986        | -            | -   | -    | -     | 1     | 26    | 145   | 302   | 616   | 896               |
|   | F | 1,553        | -            | -   | -    | 1     | 6     | 16    | 56    | 145   | 420   | 909               |
| Other diseases of circulatory system              | M | 211          | 1            | -   | -    | -     | -     | 2     | 12    | 20    | 52    | 124               |
|   | F | 195          | -            | -   | -    | -     | -     | 5     | 4     | 11    | 41    | 134               |
| Diseases of the respiratory system                | M | 549          | 21           | 8   | 3    | 3     | 3     | 8     | 25    | 88    | 173   | 217               |
|   | F | 358          | 8            | 2   | 3    | 2     | 6     | 8     | 17    | 38    | 89    | 185               |
| Senility  | M | 169          | -            | -   | -    | -     | -     | -     | -     | -     | 3     | 166               |
|   | F | 196          | -            | -   | -    | -     | -     | -     | -     | -     | 4     | 192               |
| Other diseases                                    | M | 797          | 226          | 11  | 12   | 10    | 14    | 22    | 47    | 80    | 157   | 218               |
|   | F | 648          | 161          | 13  | 6    | 11    | 13    | 26    | 37    | 69    | 145   | 167               |
| Accidents and other external causes               | M | 265          | 12           | 10  | 13   | 26    | 25    | 22    | 31    | 51    | 29    | 46                |
|   | F | 147          | 10           | 2   | 11   | 3     | 3     | 5     | 6     | 18    | 18    | 71                |
| All causes  | M | 5,501        | 263          | 36  | 40   | 52    | 53    | 115   | 399   | 832   | 1,498 | 2,213             |
|   | F | 4,591        | 182          | 18  | 25   | 22    | 38    | 91    | 274   | 515   | 1,170 | 2,256             |
| <b>CONNACHT</b>                                   |   |              |              |     |      |       |       |       |       |       |       |                   |
| Tuberculosis of respiratory system                | M | 11           | -            | -   | -    | -     | 1     | 1     | 3     | 3     | 2     | 1                 |
|   | F | 4            | -            | -   | -    | -     | -     | -     | 2     | 1     | 1     | -                 |
| Tuberculosis, other forms                         | M | 4            | -            | -   | 2    | -     | -     | -     | -     | 1     | 1     | -                 |
|   | F | 1            | -            | -   | -    | -     | -     | -     | -     | -     | 1     | -                 |
| Other infective and parasitic diseases            | M | 9            | 2            | 1   | 1    | -     | -     | 1     | -     | 1     | 2     | 1                 |
|   | F | 7            | 1            | 1   | -    | -     | -     | 1     | 1     | 1     | -     | 2                 |
| Malignant neoplasms                               | M | 413          | 1            | 1   | 2    | 2     | 3     | 11    | 37    | 79    | 116   | 161               |
|   | F | 347          | -            | 1   | 4    | 5     | 6     | 12    | 43    | 73    | 103   | 100               |
| Vascular lesions affecting central nervous system | M | 361          | -            | -   | 1    | -     | 1     | 5     | 15    | 42    | 93    | 204               |
|   | F | 384          | 1            | 1   | -    | -     | 1     | 1     | 9     | 30    | 113   | 228               |
| Diseases of the heart                             | M | 1,022        | -            | -   | 1    | -     | 2     | 7     | 52    | 136   | 298   | 526               |
|   | F | 758          | 1            | -   | -    | 2     | -     | 6     | 23    | 50    | 200   | 476               |
| Other diseases of the circulatory system          | M | 128          | -            | -   | -    | 2     | 1     | 1     | 5     | 13    | 32    | 74                |
|   | F | 97           | -            | -   | -    | -     | -     | 1     | 5     | 11    | 20    | 60                |
| Diseases of the respiratory system                | M | 255          | 7            | 3   | -    | 1     | -     | 5     | 13    | 32    | 70    | 124               |
|   | F | 146          | 6            | -   | -    | -     | 1     | 1     | 10    | 5     | 37    | 86                |
| Senility  | M | 135          | -            | -   | -    | -     | -     | -     | -     | -     | 5     | 130               |
|   | F | 147          | -            | -   | -    | -     | -     | -     | -     | -     | 9     | 138               |
| Other diseases                                    | M | 371          | 70           | 8   | 5    | 6     | 8     | 16    | 25    | 41    | 81    | 111               |
|   | F | 253          | 43           | 2   | 4    | 6     | 2     | 8     | 15    | 37    | 57    | 79                |
| Accidents and other external causes               | M | 103          | -            | 3   | 6    | 14    | 5     | 7     | 15    | 12    | 17    | 24                |
|   | F | 64           | 1            | 7   | 4    | 3     | 3     | 5     | 5     | 1     | 5     | 30                |
| All causes  | M | 2,812        | 80           | 16  | 18   | 25    | 21    | 54    | 165   | 360   | 717   | 1,356             |
|   | F | 2,208        | 53           | 12  | 12   | 16    | 13    | 35    | 113   | 209   | 546   | 1,199             |

TABLE 24 (contd.) - DEATHS IN 1967 CLASSIFIED BY PRINCIPAL GROUPS OF CAUSES, SEX AND AGE, OF RESIDENTS IN EACH COUNTY AND COUNTY BOROUGH.

| Cause of death                                    |   | Age at death |              |          |          |           |          |           |           |            |            |                   |
|---|---|--------------|--------------|----------|----------|-----------|----------|-----------|-----------|------------|------------|-------------------|
|   |   | All ages     | Under 1 year | 1-4      | 5-14     | 15-24     | 25-34    | 35-44     | 45-54     | 55-64      | 65-74      | 75 years and over |
| <b>ULSTER (part of)</b>                           |   |              |              |          |          |           |          |           |           |            |            |                   |
| Tuberculosis of respiratory system                | M | 7            | -            | -        | -        | 1         | -        | -         | -         | 1          | 4          | 1                 |
|   | F | 1            | -            | -        | -        | -         | -        | 1         | -         | -          | -          | -                 |
| Tuberculosis, other forms                         | M | 1            | -            | -        | -        | -         | -        | -         | -         | 1          | -          | -                 |
|   | F | 2            | -            | -        | -        | -         | -        | -         | -         | 2          | -          | -                 |
| Other infective and parasitic diseases            | M | 6            | 1            | 1        | -        | -         | 1        | -         | 2         | -          | 1          | -                 |
|   | F | 4            | -            | -        | 1        | -         | -        | -         | -         | 1          | 2          | -                 |
| Malignant neoplasms                               | M | 194          | -            | 2        | 2        | 4         | -        | 6         | 22        | 44         | 58         | 56                |
|   | F | 152          | -            | 1        | -        | -         | 2        | 6         | 14        | 34         | 46         | 49                |
| Vascular lesions affecting central nervous system | M | 180          | -            | -        | 1        | 1         | -        | -         | 4         | 15         | 68         | 91                |
|   | F | 181          | -            | -        | -        | -         | -        | -         | 7         | 16         | 37         | 121               |
| Diseases of the heart                             | M | 514          | -            | -        | -        | 2         | 1        | 7         | 24        | 80         | 157        | 243               |
|   | F | 348          | -            | -        | -        | -         | -        | 6         | 17        | 33         | 61         | 231               |
| Other diseases of the circulatory system          | M | 49           | -            | -        | -        | -         | -        | -         | 4         | 5          | 10         | 30                |
|   | F | 35           | -            | -        | -        | -         | -        | -         | 2         | 4          | 3          | 26                |
| Diseases of the respiratory system                | M | 130          | 4            | 1        | 1        | 2         | 2        | 1         | 6         | 13         | 37         | 63                |
|   | F | 90           | 5            | 1        | -        | -         | 1        | 2         | 2         | 8          | 19         | 52                |
| Senility  | M | 40           | -            | -        | -        | -         | -        | -         | -         | -          | 1          | 39                |
|   | F | 49           | -            | -        | -        | -         | -        | -         | -         | -          | -          | 49                |
| Other diseases                                    | M | 199          | 41           | 2        | 1        | 3         | -        | 3         | 15        | 18         | 46         | 70                |
|   | F | 149          | 26           | -        | 1        | 3         | 3        | 1         | 8         | 18         | 37         | 52                |
| Accidents and other external causes               | M | 52           | 1            | 3        | 4        | 7         | 4        | -         | 11        | 9          | 6          | 7                 |
|   | F | 21           | 1            | 1        | 3        | 1         | -        | -         | -         | 1          | 5          | 9                 |
| <b>All causes</b>                                 | M | <b>1,372</b> | <b>47</b>    | <b>9</b> | <b>9</b> | <b>20</b> | <b>8</b> | <b>17</b> | <b>88</b> | <b>186</b> | <b>388</b> | <b>600</b>        |
|   | F | <b>1,032</b> | <b>32</b>    | <b>3</b> | <b>5</b> | <b>4</b>  | <b>6</b> | <b>16</b> | <b>50</b> | <b>117</b> | <b>210</b> | <b>589</b>        |
| <b>COUNTY CARLOW</b>                              |   |              |              |          |          |           |          |           |           |            |            |                   |
| Tuberculosis of respiratory system                | M | 2            | -            | -        | -        | -         | -        | 1         | -         | 1          | -          | -                 |
|   | F | -            | -            | -        | -        | -         | -        | -         | -         | -          | -          | -                 |
| Tuberculosis, other forms                         | M | 1            | -            | -        | -        | -         | 1        | -         | -         | -          | -          | -                 |
|   | F | 2            | -            | -        | -        | -         | -        | -         | 1         | -          | 1          | -                 |
| Other infective and parasitic diseases            | M | -            | -            | -        | -        | -         | -        | -         | -         | -          | -          | -                 |
|   | F | -            | -            | -        | -        | -         | -        | -         | -         | -          | -          | -                 |
| Malignant neoplasms                               | M | 36           | -            | 1        | -        | 1         | -        | 2         | 4         | 5          | 11         | 12                |
|   | F | 28           | -            | -        | -        | -         | -        | -         | 4         | 6          | 7          | 11                |
| Vascular lesions affecting central nervous system | M | 20           | -            | -        | -        | -         | 1        | 1         | 1         | 2          | 7          | 8                 |
|   | F | 27           | -            | -        | -        | -         | -        | 1         | -         | -          | 6          | 20                |
| Diseases of the heart                             | M | 56           | -            | -        | -        | -         | -        | 1         | 5         | 10         | 12         | 28                |
|   | F | 56           | -            | -        | -        | 1         | 1        | -         | 1         | 2          | 16         | 35                |
| Other diseases of the circulatory system          | M | 12           | -            | -        | -        | -         | -        | -         | -         | -          | 5          | 7                 |
|   | F | 10           | -            | -        | -        | -         | -        | -         | -         | -          | 1          | 9                 |
| Diseases of the respiratory system                | M | 25           | 1            | 1        | 1        | -         | -        | -         | -         | 4          | 9          | 9                 |
|   | F | 4            | -            | -        | -        | -         | 1        | -         | 1         | -          | 1          | 1                 |
| Senility  | M | 1            | -            | -        | -        | -         | -        | -         | -         | -          | -          | 1                 |
|   | F | 4            | -            | -        | -        | -         | -        | -         | -         | -          | -          | 4                 |
| Other diseases                                    | M | 24           | 7            | 1        | -        | -         | 1        | 3         | -         | 2          | 4          | 6                 |
|   | F | 27           | 9            | -        | -        | 1         | 1        | 1         | 3         | 2          | 4          | 6                 |
| Accidents and other external causes               | M | 9            | -            | -        | 1        | 2         | -        | 1         | 1         | 2          | 1          | 1                 |
|   | F | 3            | -            | -        | -        | 1         | -        | -         | 1         | 1          | -          | -                 |
| <b>All causes</b>                                 | M | <b>186</b>   | <b>8</b>     | <b>3</b> | <b>2</b> | <b>3</b>  | <b>3</b> | <b>9</b>  | <b>11</b> | <b>26</b>  | <b>49</b>  | <b>72</b>         |
|   | F | <b>161</b>   | <b>9</b>     | <b>-</b> | <b>-</b> | <b>3</b>  | <b>3</b> | <b>2</b>  | <b>11</b> | <b>11</b>  | <b>36</b>  | <b>86</b>         |

TABLE 24 (contd.) - DEATHS IN 1967 CLASSIFIED BY PRINCIPAL GROUPS OF CAUSES, SEX AND AGE, OF RESIDENTS IN EACH COUNTY AND COUNTY BOROUGH.

| Cause of death                                    |   | Age at death |              |           |           |           |           |           |            |            |            |                   |
|---|---|--------------|--------------|-----------|-----------|-----------|-----------|-----------|------------|------------|------------|-------------------|
|   |   | All ages     | Under 1 year | 1-4       | 5-14      | 15-24     | 25-34     | 35-44     | 45-54      | 55-64      | 65-74      | 75 years and over |
| <b>DUBLIN COUNTY BOROUGH</b>                      |   |              |              |           |           |           |           |           |            |            |            |                   |
| Tuberculosis of respiratory system                | M | 45           | -            | -         | -         | -         | 1         | 1         | 2          | 8          | 25         | 8                 |
|   | F | 14           | -            | -         | -         | -         | -         | 3         | 2          | 2          | 4          | 3                 |
| Tuberculosis, other forms                         | M | 1            | -            | -         | -         | -         | -         | -         | -          | 1          | -          | -                 |
|   | F | 6            | -            | 1         | -         | -         | -         | 1         | 1          | 1          | -          | 2                 |
| Other infective and parasitic diseases            | M | 10           | 2            | 2         | 1         | 2         | -         | 1         | 1          | -          | 1          | -                 |
|   | F | 7            | 2            | -         | -         | -         | 1         | -         | 1          | 2          | -          | 1                 |
| Malignant neoplasms                               | M | 544          | 1            | 3         | 4         | 5         | 7         | 9         | 46         | 156        | 198        | 115               |
|   | F | 477          | -            | 4         | 1         | 4         | 5         | 27        | 59         | 94         | 148        | 135               |
| Vascular lesions affecting central nervous system | M | 214          | -            | 1         | 1         | -         | 5         | 3         | 17         | 36         | 75         | 76                |
|   | F | 363          | -            | -         | -         | -         | 5         | 5         | 18         | 38         | 90         | 207               |
| Diseases of the heart                             | M | 860          | -            | -         | -         | 1         | 3         | 17        | 68         | 203        | 279        | 289               |
|   | F | 814          | -            | -         | 1         | 2         | 2         | 8         | 28         | 100        | 213        | 460               |
| Other diseases of the circulatory system          | M | 99           | 1            | -         | -         | 1         | 1         | 2         | 8          | 20         | 23         | 43                |
|   | F | 125          | -            | -         | 1         | -         | 2         | 4         | 7          | 6          | 32         | 73                |
| Diseases of the respiratory system                | M | 397          | 32           | 6         | 3         | 3         | 4         | 4         | 18         | 77         | 128        | 122               |
|   | F | 329          | 19           | 2         | 3         | 2         | 2         | 8         | 17         | 30         | 62         | 184               |
| Senility  | M | 4            | -            | -         | -         | -         | -         | -         | -          | -          | -          | 4                 |
|   | F | 14           | -            | -         | -         | -         | -         | -         | -          | -          | -          | 14                |
| Other diseases                                    | M | 419          | 176          | 11        | 3         | 8         | 6         | 10        | 32         | 39         | 71         | 63                |
|   | F | 451          | 134          | 6         | 5         | 5         | 8         | 10        | 19         | 45         | 74         | 145               |
| Accidents and other external causes               | M | 122          | 3            | 9         | 18        | 25        | 9         | 12        | 11         | 14         | 9          | 12                |
|   | F | 88           | 8            | 1         | 8         | 3         | 4         | -         | 4          | 9          | 12         | 39                |
| <b>All causes</b>                                 | M | <b>2,715</b> | <b>215</b>   | <b>32</b> | <b>30</b> | <b>45</b> | <b>36</b> | <b>59</b> | <b>203</b> | <b>554</b> | <b>809</b> | <b>732</b>        |
|   | F | <b>2,688</b> | <b>163</b>   | <b>14</b> | <b>19</b> | <b>16</b> | <b>29</b> | <b>66</b> | <b>156</b> | <b>327</b> | <b>635</b> | <b>1,263</b>      |
| <b>DUN LAOGHAIRE BOROUGH</b>                      |   |              |              |           |           |           |           |           |            |            |            |                   |
| Tuberculosis of respiratory system                | M | 2            | -            | -         | -         | -         | -         | -         | 1          | -          | 1          | -                 |
|   | F | -            | -            | -         | -         | -         | -         | -         | -          | -          | -          | -                 |
| Tuberculosis, other forms                         | M | 1            | -            | -         | -         | -         | -         | -         | -          | 1          | -          | -                 |
|   | F | -            | -            | -         | -         | -         | -         | -         | -          | -          | -          | -                 |
| Other infective and parasitic diseases            | M | 1            | -            | -         | -         | -         | -         | -         | -          | -          | 1          | -                 |
|   | F | 1            | 1            | -         | -         | -         | -         | -         | -          | -          | -          | -                 |
| Malignant neoplasms                               | M | 71           | 1            | -         | 1         | -         | 1         | 4         | 5          | 15         | 24         | 20                |
|   | F | 56           | -            | -         | -         | -         | -         | -         | 6          | 20         | 15         | 15                |
| Vascular lesions affecting central nervous system | M | 32           | -            | -         | 1         | -         | -         | -         | 2          | 4          | 6          | 19                |
|   | F | 59           | -            | -         | -         | -         | 1         | -         | -          | 6          | 10         | 42                |
| Diseases of the heart                             | M | 98           | -            | -         | -         | -         | -         | 2         | 4          | 22         | 31         | 39                |
|   | F | 96           | -            | -         | -         | -         | -         | 2         | 5          | 5          | 23         | 61                |
| Other diseases of the circulatory system          | M | 9            | -            | -         | -         | -         | -         | -         | 1          | 1          | 3          | 4                 |
|   | F | 18           | -            | -         | -         | -         | -         | -         | -          | 2          | 3          | 13                |
| Diseases of the respiratory system                | M | 29           | 1            | -         | -         | -         | -         | -         | 2          | 5          | 10         | 11                |
|   | F | 32           | 1            | 1         | -         | -         | -         | -         | 2          | 2          | 8          | 18                |
| Senility  | M | -            | -            | -         | -         | -         | -         | -         | -          | -          | -          | -                 |
|   | F | 9            | -            | -         | -         | -         | -         | -         | -          | -          | -          | 9                 |
| Other diseases                                    | M | 45           | 15           | -         | -         | 1         | 1         | 2         | 3          | 3          | 13         | 7                 |
|   | F | 54           | 17           | -         | -         | -         | 2         | 1         | 4          | 2          | 10         | 18                |
| Accidents and other external causes               | M | 8            | -            | -         | -         | 1         | 1         | 2         | 2          | -          | 1          | 1                 |
|   | F | 9            | -            | 2         | -         | -         | 1         | -         | -          | -          | 2          | 4                 |
| <b>All causes</b>                                 | M | <b>296</b>   | <b>17</b>    | <b>-</b>  | <b>2</b>  | <b>2</b>  | <b>3</b>  | <b>10</b> | <b>20</b>  | <b>51</b>  | <b>90</b>  | <b>101</b>        |
|   | F | <b>334</b>   | <b>19</b>    | <b>3</b>  | <b>-</b>  | <b>-</b>  | <b>4</b>  | <b>3</b>  | <b>17</b>  | <b>37</b>  | <b>71</b>  | <b>180</b>        |

TABLE 24 (contd.) - DEATHS IN 1967 CLASSIFIED BY PRINCIPAL GROUPS OF CAUSES, SEX AND AGE, OF RESIDENTS IN EACH COUNTY AND COUNTY BOROUGH.

| Cause of death                                    |          | Age at death |              |           |          |          |          |           |           |           |            |                   |
|---|----------|--------------|--------------|-----------|----------|----------|----------|-----------|-----------|-----------|------------|-------------------|
|   |          | All ages     | Under 1 year | 1-4       | 5-14     | 15-24    | 25-34    | 35-44     | 45-54     | 55-64     | 65-74      | 75 years and over |
| <b>DUBLIN COUNTY (remainder)</b>                  |          |              |              |           |          |          |          |           |           |           |            |                   |
| Tuberculosis of respiratory system                | M        | 1            | -            | -         | -        | -        | -        | -         | -         | -         | -          | 1                 |
|   | F        | 3            | -            | -         | -        | -        | -        | -         | 1         | 1         | 1          | -                 |
| Tuberculosis, other forms                         | M        | -            | -            | -         | -        | -        | -        | -         | -         | -         | -          | -                 |
|   | F        | -            | -            | -         | -        | -        | -        | -         | -         | -         | -          | -                 |
| Other infective and parasitic diseases            | M        | 4            | 1            | 1         | 1        | -        | -        | -         | -         | 1         | -          | -                 |
|   | F        | 3            | -            | -         | 2        | -        | -        | -         | -         | -         | 1          | -                 |
| Malignant neoplasms                               | M        | 113          | -            | 1         | 1        | -        | 1        | 5         | 11        | 29        | 33         | 32                |
|   | F        | 98           | -            | 1         | 1        | -        | 3        | 6         | 20        | 22        | 22         | 23                |
| Vascular lesions affecting central nervous system | M        | 51           | -            | -         | -        | -        | 1        | 1         | 3         | 5         | 21         | 20                |
|   | F        | 79           | -            | -         | -        | -        | 1        | -         | 5         | 5         | 23         | 45                |
| Diseases of the heart                             | M        | 195          | -            | -         | -        | -        | 1        | 10        | 17        | 34        | 59         | 74                |
|   | F        | 149          | -            | 1         | -        | -        | -        | 2         | 9         | 16        | 37         | 84                |
| Other diseases of the circulatory system          | M        | 20           | -            | -         | -        | -        | -        | -         | 1         | 5         | 5          | 9                 |
|   | F        | 14           | 1            | -         | -        | -        | -        | -         | -         | 1         | 2          | 10                |
| Diseases of the respiratory system                | M        | 68           | 6            | -         | 1        | -        | -        | -         | 5         | 7         | 23         | 26                |
|   | F        | 63           | 4            | 3         | 2        | 1        | -        | -         | 3         | 7         | 12         | 31                |
| Senility  | M        | 1            | -            | -         | -        | -        | -        | -         | -         | -         | -          | 1                 |
|   | F        | 8            | -            | -         | -        | -        | -        | -         | -         | -         | -          | 8                 |
| Other diseases                                    | M        | 111          | 66           | 2         | -        | -        | 1        | 2         | 5         | 9         | 11         | 15                |
|   | F        | 78           | 37           | 4         | -        | 2        | 1        | -         | 4         | 7         | 9          | 14                |
| Accidents and other external causes               | M        | 42           | 1            | 2         | 2        | 8        | 5        | 5         | 6         | 7         | 5          | 1                 |
|   | F        | 32           | -            | 1         | 1        | 4        | 1        | 4         | 2         | 4         | 7          | 8                 |
| <b>All causes</b>                                 | <b>M</b> | <b>606</b>   | <b>74</b>    | <b>6</b>  | <b>5</b> | <b>8</b> | <b>9</b> | <b>23</b> | <b>48</b> | <b>97</b> | <b>157</b> | <b>179</b>        |
|   | <b>F</b> | <b>527</b>   | <b>42</b>    | <b>10</b> | <b>6</b> | <b>7</b> | <b>6</b> | <b>12</b> | <b>44</b> | <b>63</b> | <b>114</b> | <b>223</b>        |
| <b>COUNTY KILDARE</b>                             |          |              |              |           |          |          |          |           |           |           |            |                   |
| Tuberculosis of respiratory system                | M        | 3            | -            | -         | -        | -        | -        | -         | 1         | 1         | 1          | -                 |
|   | F        | 2            | -            | -         | -        | -        | -        | -         | 1         | 1         | -          | -                 |
| Tuberculosis, other forms                         | M        | 1            | -            | -         | -        | -        | -        | 1         | -         | -         | -          | -                 |
|   | F        | -            | -            | -         | -        | -        | -        | -         | -         | -         | -          | -                 |
| Other infective and parasitic diseases            | M        | -            | -            | -         | -        | -        | -        | -         | -         | -         | -          | -                 |
|   | F        | -            | -            | -         | -        | -        | -        | -         | -         | -         | -          | -                 |
| Malignant neoplasms                               | M        | 56           | 1            | 1         | 1        | -        | 2        | -         | 9         | 6         | 20         | 16                |
|   | F        | 46           | -            | -         | 1        | -        | 1        | 6         | 7         | 7         | 10         | 14                |
| Vascular lesions affecting central nervous system | M        | 36           | -            | -         | -        | -        | -        | 1         | 1         | 5         | 15         | 14                |
|   | F        | 34           | -            | -         | -        | -        | -        | -         | 5         | 3         | 7          | 19                |
| Diseases of the heart                             | M        | 122          | -            | -         | -        | 1        | -        | 4         | 9         | 21        | 48         | 39                |
|   | F        | 94           | -            | -         | -        | -        | -        | 2         | 5         | 17        | 21         | 49                |
| Other diseases of the circulatory system          | M        | 13           | -            | -         | -        | -        | -        | -         | -         | 3         | 3          | 7                 |
|   | F        | 13           | -            | -         | -        | -        | -        | -         | 1         | 2         | 4          | 6                 |
| Diseases of the respiratory system                | M        | 44           | 4            | -         | 1        | -        | -        | -         | -         | 6         | 10         | 23                |
|   | F        | 29           | 3            | -         | -        | -        | -        | 1         | -         | 2         | 8          | 15                |
| Senility  | M        | 2            | -            | -         | -        | -        | -        | -         | -         | -         | 1          | 1                 |
|   | F        | 2            | -            | -         | -        | -        | -        | -         | -         | -         | -          | 2                 |
| Other diseases                                    | M        | 50           | 16           | 1         | 1        | 2        | 1        | 1         | 6         | 5         | 11         | 6                 |
|   | F        | 33           | 12           | -         | -        | -        | 1        | -         | 4         | 4         | 3          | 9                 |
| Accidents and other external causes               | M        | 21           | -            | -         | -        | 5        | 5        | 4         | 2         | 4         | 1          | -                 |
|   | F        | 16           | -            | -         | 2        | 2        | -        | 1         | 1         | 1         | 3          | 6                 |
| <b>All causes</b>                                 | <b>M</b> | <b>348</b>   | <b>21</b>    | <b>2</b>  | <b>3</b> | <b>8</b> | <b>8</b> | <b>11</b> | <b>28</b> | <b>51</b> | <b>110</b> | <b>106</b>        |
|   | <b>F</b> | <b>269</b>   | <b>15</b>    | <b>-</b>  | <b>3</b> | <b>2</b> | <b>2</b> | <b>10</b> | <b>24</b> | <b>37</b> | <b>56</b>  | <b>120</b>        |

TABLE 24 (contd.) - DEATHS IN 1967 CLASSIFIED BY PRINCIPAL GROUPS OF CAUSES, SEX AND AGE, OF RESIDENTS IN EACH COUNTY AND COUNTY BOROUGH.

| Cause of death                                    |   | Age at death |              |     |      |       |       |       |       |       |       |                   |
|---|---|--------------|--------------|-----|------|-------|-------|-------|-------|-------|-------|-------------------|
|   |   | All ages     | Under 1 year | 1-4 | 5-14 | 15-24 | 25-34 | 35-44 | 45-54 | 55-64 | 65-74 | 75 years and over |
| <b>COUNTY KILKENNY</b>                            |   |              |              |     |      |       |       |       |       |       |       |                   |
| Tuberculosis of respiratory system                | M | 1            | -            | -   | -    | -     | -     | -     | -     | 1     | -     | -                 |
|   | F | 2            | 1            | -   | -    | -     | -     | -     | -     | 1     | -     | -                 |
| Tuberculosis, other forms                         | M | -            | -            | -   | -    | -     | -     | -     | -     | -     | -     | -                 |
|   | F | 1            | -            | -   | -    | -     | -     | -     | 1     | -     | -     | -                 |
| Other infective and parasitic diseases            | M | -            | -            | -   | -    | -     | -     | -     | -     | -     | -     | -                 |
|   | F | 1            | -            | -   | 1    | -     | -     | -     | -     | -     | -     | -                 |
| Malignant neoplasms                               | M | 47           | -            | -   | -    | -     | -     | -     | 3     | 9     | 21    | 14                |
|   | F | 47           | -            | -   | -    | 1     | 2     | 2     | 4     | 11    | 14    | 13                |
| Vascular lesions affecting central nervous system | M | 59           | -            | -   | -    | -     | -     | -     | 4     | 5     | 25    | 25                |
|   | F | 47           | -            | -   | -    | -     | -     | -     | 1     | 4     | 12    | 30                |
| Diseases of the heart                             | M | 135          | -            | -   | -    | -     | -     | 3     | 9     | 21    | 47    | 55                |
|   | F | 91           | -            | -   | -    | 1     | -     | -     | 4     | 8     | 30    | 48                |
| Other diseases of the circulatory system          | M | 19           | -            | -   | -    | -     | -     | -     | 1     | 2     | 9     | 7                 |
|   | F | 23           | -            | -   | 1    | -     | 1     | 1     | 1     | 2     | 3     | 14                |
| Diseases of the respiratory system                | M | 39           | 1            | -   | 1    | -     | 1     | -     | 2     | 5     | 16    | 13                |
|   | F | 24           | 1            | 1   | 1    | -     | -     | 1     | 1     | 1     | 5     | 13                |
| Senility  | M | 28           | -            | -   | -    | -     | -     | -     | -     | -     | 1     | 27                |
|   | F | 21           | -            | -   | -    | -     | -     | -     | -     | -     | -     | 21                |
| Other diseases                                    | M | 57           | 12           | 1   | 2    | -     | 1     | 2     | 4     | 4     | 14    | 17                |
|   | F | 34           | 7            | 1   | 2    | -     | -     | -     | -     | 3     | 9     | 12                |
| Accidents and other external causes               | M | 15           | 1            | 1   | 1    | 2     | -     | 1     | 1     | 1     | 3     | 4                 |
|   | F | 6            | -            | 1   | -    | -     | -     | 1     | -     | -     | -     | 4                 |
| All causes  | M | 400          | 14           | 2   | 4    | 2     | 2     | 6     | 24    | 48    | 136   | 162               |
|   | F | 297          | 9            | 3   | 5    | 2     | 3     | 5     | 13    | 29    | 73    | 155               |
| <b>COUNTY LAOIS</b>                               |   |              |              |     |      |       |       |       |       |       |       |                   |
| Tuberculosis of respiratory system                | M | 1            | -            | -   | -    | -     | -     | -     | -     | -     | 1     | -                 |
|   | F | -            | -            | -   | -    | -     | -     | -     | -     | -     | -     | -                 |
| Tuberculosis, other forms                         | M | 1            | -            | -   | -    | -     | -     | -     | 1     | -     | -     | -                 |
|   | F | -            | -            | -   | -    | -     | -     | -     | -     | -     | -     | -                 |
| Other infective and parasitic diseases            | M | 1            | -            | -   | -    | -     | -     | -     | -     | -     | -     | 1                 |
|   | F | -            | -            | -   | -    | -     | -     | -     | -     | -     | -     | -                 |
| Malignant neoplasms                               | M | 38           | -            | -   | -    | -     | -     | -     | 7     | 6     | 10    | 15                |
|   | F | 34           | -            | -   | -    | -     | 1     | 4     | 5     | 9     | 6     | 9                 |
| Vascular lesions affecting central nervous system | M | 35           | -            | -   | -    | -     | -     | -     | 2     | 5     | 11    | 17                |
|   | F | 40           | -            | -   | -    | -     | -     | -     | -     | 6     | 12    | 22                |
| Diseases of the heart                             | M | 130          | -            | -   | -    | -     | -     | 1     | 6     | 13    | 45    | 65                |
|   | F | 80           | -            | -   | -    | -     | -     | 1     | 3     | 7     | 25    | 44                |
| Other diseases of the circulatory system          | M | 17           | -            | -   | -    | -     | -     | -     | 1     | 1     | 2     | 13                |
|   | F | 12           | -            | -   | -    | -     | -     | -     | 1     | -     | -     | 11                |
| Diseases of the respiratory system                | M | 30           | -            | -   | -    | -     | -     | 1     | 2     | 4     | 8     | 15                |
|   | F | 14           | 1            | -   | -    | -     | -     | -     | 1     | 1     | 4     | 7                 |
| Senility  | M | 4            | -            | -   | -    | -     | -     | -     | -     | -     | -     | 4                 |
|   | F | 7            | -            | -   | -    | -     | -     | -     | -     | -     | -     | 7                 |
| Other diseases                                    | M | 33           | 13           | -   | -    | 1     | -     | -     | 1     | 7     | 6     | 5                 |
|   | F | 30           | 6            | 1   | -    | -     | 1     | 1     | 1     | 4     | 10    | 6                 |
| Accidents and other external causes               | M | 5            | -            | -   | -    | 1     | 1     | -     | -     | 3     | -     | 1                 |
|   | F | 1            | -            | -   | -    | -     | -     | -     | -     | -     | -     | 1                 |
| All causes  | M | 295          | 13           | -   | -    | 2     | 1     | 2     | 20    | 39    | 83    | 135               |
|   | F | 218          | 7            | 1   | -    | -     | 2     | 6     | 11    | 27    | 57    | 107               |



TABLE 24 (contd.) - DEATHS IN 1967 CLASSIFIED BY PRINCIPAL GROUPS OF CAUSES, SEX AND AGE, OF RESIDENTS IN EACH COUNTY AND COUNTY BOROUGH.

| Cause of death                                    |   | Age at death |              |     |      |       |       |       |       |       |       |                   |
|---|---|--------------|--------------|-----|------|-------|-------|-------|-------|-------|-------|-------------------|
|   |   | All ages     | Under 1 year | 1-4 | 5-14 | 15-24 | 25-34 | 35-44 | 45-54 | 55-64 | 65-74 | 75 years and over |
| <b>COUNTY LONGFORD</b>                            |   |              |              |     |      |       |       |       |       |       |       |                   |
| Tuberculosis of respiratory system                | M | 1            | -            | -   | -    | -     | -     | -     | -     | -     | 1     | -                 |
|   | F | 2            | -            | -   | -    | -     | -     | -     | -     | -     | 1     | 1                 |
| Tuberculosis, other forms                         | M | 1            | -            | -   | -    | -     | -     | -     | -     | -     | 1     | -                 |
|   | F | -            | -            | -   | -    | -     | -     | -     | -     | -     | -     | -                 |
| Other infective and parasitic diseases            | M | 2            | -            | -   | -    | -     | -     | -     | -     | 1     | 1     | -                 |
|   | F | -            | -            | -   | -    | -     | -     | -     | -     | -     | -     | -                 |
| Malignant neoplasms                               | M | 24           | -            | -   | 1    | 1     | -     | -     | 5     | 6     | 8     | 3                 |
|   | F | 23           | -            | -   | -    | -     | -     | 3     | 3     | 3     | 7     | 7                 |
| Vascular lesions affecting central nervous system | M | 25           | -            | -   | -    | 1     | -     | 1     | 2     | 5     | 9     | 7                 |
|   | F | 26           | -            | -   | -    | -     | -     | -     | 4     | -     | 3     | 19                |
| Diseases of the heart                             | M | 84           | -            | -   | -    | -     | -     | 1     | 4     | 11    | 26    | 42                |
|   | F | 55           | -            | -   | -    | -     | -     | -     | 2     | 3     | 11    | 39                |
| Other diseases of the circulatory system          | M | 15           | -            | -   | -    | -     | -     | 2     | 1     | 2     | 2     | 8                 |
|   | F | 12           | -            | -   | -    | -     | -     | -     | 1     | 1     | -     | 10                |
| Diseases of the respiratory system                | M | 14           | -            | 2   | -    | -     | -     | -     | -     | 4     | 3     | 5                 |
|   | F | 7            | 1            | 1   | -    | -     | -     | -     | -     | -     | -     | 5                 |
| Senility  | M | 7            | -            | -   | -    | -     | -     | -     | -     | -     | 1     | 6                 |
|   | F | 10           | -            | -   | -    | -     | -     | -     | -     | -     | 1     | 9                 |
| Other diseases                                    | M | 23           | 3            | 1   | 1    | -     | -     | -     | 3     | 3     | 4     | 8                 |
|   | F | 16           | 4            | -   | -    | -     | -     | -     | 1     | 3     | 1     | 7                 |
| Accidents and other external causes               | M | 10           | -            | 1   | -    | 1     | 1     | 2     | 2     | 1     | -     | 2                 |
|   | F | 3            | -            | -   | 1    | -     | -     | -     | -     | -     | -     | 2                 |
| All causes  | M | 206          | 3            | 4   | 2    | 3     | 1     | 6     | 17    | 33    | 56    | 81                |
|   | F | 154          | 5            | 1   | 1    | -     | -     | 3     | 11    | 10    | 24    | 99                |
| <b>COUNTY LOUTH</b>                               |   |              |              |     |      |       |       |       |       |       |       |                   |
| Tuberculosis of respiratory system                | M | 6            | -            | -   | -    | -     | -     | -     | 1     | 1     | 2     | 2                 |
|   | F | 2            | -            | -   | -    | -     | -     | -     | -     | 1     | -     | 1                 |
| Tuberculosis, other forms                         | M | -            | -            | -   | -    | -     | -     | -     | -     | -     | -     | -                 |
|   | F | 3            | -            | 1   | -    | -     | -     | -     | -     | -     | 2     | -                 |
| Other infective and parasitic diseases            | M | 5            | -            | -   | 1    | -     | -     | 1     | -     | -     | 1     | 2                 |
|   | F | 2            | 1            | -   | -    | -     | 1     | -     | -     | -     | -     | -                 |
| Malignant neoplasms                               | M | 71           | -            | -   | -    | 1     | 1     | 1     | 4     | 14    | 28    | 22                |
|   | F | 55           | -            | -   | -    | -     | -     | 4     | 7     | 13    | 14    | 17                |
| Vascular lesions affecting central nervous system | M | 33           | -            | -   | -    | -     | -     | -     | 1     | 3     | 17    | 12                |
|   | F | 54           | -            | -   | -    | -     | -     | 2     | 6     | 2     | 13    | 31                |
| Diseases of the heart                             | M | 132          | -            | -   | -    | -     | 1     | -     | 14    | 29    | 35    | 53                |
|   | F | 101          | -            | -   | -    | -     | -     | -     | 3     | 13    | 22    | 63                |
| Other diseases of the circulatory system          | M | 9            | -            | -   | -    | -     | -     | -     | 2     | 2     | 1     | 4                 |
|   | F | 11           | -            | -   | -    | -     | -     | -     | 1     | 3     | 3     | 4                 |
| Diseases of the respiratory system                | M | 24           | 2            | -   | -    | -     | -     | -     | 2     | 2     | 7     | 11                |
|   | F | 24           | 2            | 1   | -    | -     | 2     | -     | -     | 1     | 5     | 13                |
| Senility  | M | 14           | -            | -   | -    | -     | -     | -     | -     | -     | -     | 14                |
|   | F | 21           | -            | -   | -    | -     | -     | -     | -     | -     | 1     | 20                |
| Other diseases                                    | M | 58           | 18           | 2   | 1    | 1     | 1     | 2     | 1     | 11    | 9     | 12                |
|   | F | 48           | 23           | -   | -    | -     | 1     | -     | 2     | 4     | 7     | 11                |
| Accidents and other external causes               | M | 22           | -            | -   | 3    | 1     | 1     | 3     | 3     | 4     | 5     | 2                 |
|   | F | 7            | -            | 1   | 1    | -     | -     | 1     | 1     | -     | 1     | 2                 |
| All causes  | M | 374          | 20           | 2   | 5    | 3     | 4     | 7     | 28    | 66    | 105   | 134               |
|   | F | 328          | 26           | 3   | 1    | -     | 4     | 7     | 20    | 37    | 68    | 162               |

TABLE 24 (contd.) - DEATHS IN 1967 CLASSIFIED BY PRINCIPAL GROUPS OF CAUSES, SEX AND AGE, OF RESIDENTS IN EACH COUNTY AND COUNTY BOROUGH.

| Cause of death                                    |   | Age at death |              |          |          |          |           |          |           |           |            |                   |
|---|---|--------------|--------------|----------|----------|----------|-----------|----------|-----------|-----------|------------|-------------------|
|   |   | All ages     | Under 1 year | 1-4      | 5-14     | 15-24    | 25-34     | 35-44    | 45-54     | 55-64     | 65-74      | 75 years and over |
| <b>COUNTY MEATH</b>                               |   |              |              |          |          |          |           |          |           |           |            |                   |
| Tuberculosis of respiratory system                | M | -            | -            | -        | -        | -        | -         | -        | -         | -         | -          | -                 |
|   | F | -            | -            | -        | -        | -        | -         | -        | -         | -         | -          | -                 |
| Tuberculosis, other forms                         | M | -            | -            | -        | -        | -        | -         | -        | -         | -         | -          | -                 |
|   | F | -            | -            | -        | -        | -        | -         | -        | -         | -         | -          | -                 |
| Other infective and parasitic diseases            | M | -            | -            | -        | -        | -        | -         | -        | -         | -         | -          | -                 |
|   | F | 1            | -            | 1        | -        | -        | -         | -        | -         | -         | -          | -                 |
| Malignant neoplasms                               | M | 61           | -            | -        | -        | 1        | 2         | -        | 5         | 17        | 15         | 21                |
|   | F | 45           | -            | -        | 1        | -        | 1         | -        | 5         | 12        | 13         | 13                |
| Vascular lesions affecting central nervous system | M | 44           | -            | -        | -        | -        | 1         | -        | 1         | 4         | 11         | 27                |
|   | F | 66           | -            | -        | -        | -        | -         | 1        | 2         | 11        | 22         | 30                |
| Diseases of the heart                             | M | 128          | -            | -        | -        | -        | 3         | 6        | 3         | 23        | 37         | 56                |
|   | F | 93           | -            | -        | -        | -        | -         | 2        | 4         | 8         | 17         | 62                |
| Other diseases of the circulatory system          | M | 16           | -            | -        | -        | -        | -         | -        | -         | -         | 7          | 9                 |
|   | F | 17           | -            | -        | -        | -        | -         | -        | -         | 2         | 2          | 13                |
| Diseases of the respiratory system                | M | 57           | 1            | -        | -        | -        | -         | 1        | 3         | 10        | 15         | 27                |
|   | F | 24           | 3            | -        | -        | -        | -         | -        | 1         | 3         | 5          | 12                |
| Senility  | M | 9            | -            | -        | -        | -        | -         | -        | -         | -         | -          | 9                 |
|   | F | 12           | -            | -        | -        | -        | -         | -        | -         | -         | -          | 12                |
| Other diseases                                    | M | 66           | 21           | 1        | -        | 2        | 3         | 1        | 4         | 8         | 13         | 13                |
|   | F | 44           | 13           | 1        | -        | 1        | -         | 3        | 2         | 4         | 8          | 12                |
| Accidents and other external causes               | M | 16           | -            | -        | -        | 4        | 2         | -        | 4         | 1         | 3          | 2                 |
|   | F | 6            | -            | -        | -        | -        | -         | -        | -         | -         | 3          | 3                 |
| <b>All causes</b>                                 | M | <b>397</b>   | <b>22</b>    | <b>1</b> | <b>-</b> | <b>7</b> | <b>11</b> | <b>8</b> | <b>20</b> | <b>63</b> | <b>101</b> | <b>164</b>        |
|   | F | <b>308</b>   | <b>16</b>    | <b>2</b> | <b>1</b> | <b>1</b> | <b>1</b>  | <b>6</b> | <b>14</b> | <b>40</b> | <b>70</b>  | <b>157</b>        |
| <b>COUNTY OFFALY</b>                              |   |              |              |          |          |          |           |          |           |           |            |                   |
| Tuberculosis of respiratory system                | M | 5            | -            | -        | -        | -        | -         | -        | -         | 1         | 4          | -                 |
|   | F | 1            | -            | -        | -        | -        | -         | -        | -         | -         | -          | 1                 |
| Tuberculosis, other forms                         | M | 1            | -            | -        | -        | -        | -         | -        | 1         | -         | -          | -                 |
|   | F | -            | -            | -        | -        | -        | -         | -        | -         | -         | -          | -                 |
| Other infective and parasitic diseases            | M | 1            | -            | -        | -        | -        | -         | -        | -         | -         | -          | 1                 |
|   | F | 1            | 1            | -        | -        | -        | -         | -        | -         | -         | -          | -                 |
| Malignant neoplasms                               | M | 43           | -            | -        | -        | 1        | 1         | 2        | 3         | 9         | 16         | 11                |
|   | F | 35           | -            | -        | -        | 1        | -         | 1        | 6         | 10        | 11         | 6                 |
| Vascular lesions affecting central nervous system | M | 34           | -            | -        | -        | -        | -         | 1        | 1         | 3         | 12         | 17                |
|   | F | 41           | -            | -        | -        | -        | -         | -        | 4         | 1         | 14         | 22                |
| Diseases of the heart                             | M | 110          | -            | -        | -        | -        | 1         | 2        | 6         | 15        | 31         | 55                |
|   | F | 61           | -            | -        | -        | -        | -         | 1        | -         | 3         | 16         | 41                |
| Other diseases of the circulatory system          | M | 15           | -            | -        | -        | -        | -         | -        | -         | 3         | 3          | 9                 |
|   | F | 11           | -            | -        | -        | -        | -         | -        | -         | -         | -          | 11                |
| Diseases of the respiratory system                | M | 44           | 1            | -        | -        | -        | -         | -        | -         | 12        | 10         | 21                |
|   | F | 17           | 2            | -        | -        | -        | -         | -        | 1         | 1         | 3          | 10                |
| Senility  | M | 5            | -            | -        | -        | -        | -         | -        | -         | -         | -          | 5                 |
|   | F | 6            | -            | -        | -        | -        | -         | -        | -         | -         | 1          | 5                 |
| Other diseases                                    | M | 52           | 13           | -        | 1        | -        | -         | 1        | 7         | 6         | 11         | 13                |
|   | F | 40           | 10           | 1        | -        | -        | -         | 1        | 3         | 4         | 4          | 17                |
| Accidents and other external causes               | M | 13           | 2            | -        | -        | 2        | -         | -        | 2         | 1         | 2          | 4                 |
|   | F | 10           | 1            | -        | -        | -        | 1         | -        | 1         | 3         | 1          | 3                 |
| <b>All causes</b>                                 | M | <b>323</b>   | <b>16</b>    | <b>-</b> | <b>1</b> | <b>3</b> | <b>2</b>  | <b>6</b> | <b>20</b> | <b>50</b> | <b>89</b>  | <b>136</b>        |
|   | F | <b>223</b>   | <b>14</b>    | <b>1</b> | <b>-</b> | <b>1</b> | <b>1</b>  | <b>3</b> | <b>15</b> | <b>22</b> | <b>50</b>  | <b>116</b>        |

TABLE 24 (contd.) - DEATHS IN 1967 CLASSIFIED BY PRINCIPAL GROUPS OF CAUSES, SEX AND AGE, OF RESIDENTS IN EACH COUNTY AND COUNTY BOROUGH.

| Cause of death                                    |   | Age at death |              |          |          |          |           |          |           |           |            |                   |
|---|---|--------------|--------------|----------|----------|----------|-----------|----------|-----------|-----------|------------|-------------------|
|   |   | All ages     | Under 1 year | 1-4      | 5-14     | 15-24    | 25-34     | 35-44    | 45-54     | 55-64     | 65-74      | 75 years and over |
| <b>COUNTY WESTMEATH</b>                           |   |              |              |          |          |          |           |          |           |           |            |                   |
| Tuberculosis of respiratory system                | M | 1            | -            | -        | -        | -        | -         | -        | 1         | -         | -          | -                 |
|   | F | -            | -            | -        | -        | -        | -         | -        | -         | -         | -          | -                 |
| Tuberculosis, other forms                         | M | -            | -            | -        | -        | -        | -         | -        | -         | -         | -          | -                 |
|   | F | 1            | -            | -        | -        | -        | -         | 1        | -         | -         | -          | -                 |
| Other infective and parasitic diseases            | M | -            | -            | -        | -        | -        | -         | -        | -         | -         | -          | -                 |
|   | F | 2            | -            | -        | 1        | -        | -         | -        | -         | -         | -          | 1                 |
| Malignant neoplasms                               | M | 62           | -            | -        | -        | 2        | 1         | 1        | 6         | 19        | 18         | 15                |
|   | F | 39           | -            | -        | -        | 1        | 1         | 3        | 4         | 8         | 15         | 7                 |
| Vascular lesions affecting central nervous system | M | 38           | -            | -        | -        | -        | -         | -        | 1         | 10        | 9          | 18                |
|   | F | 42           | -            | 1        | -        | -        | -         | -        | 1         | 3         | 13         | 24                |
| Diseases of the heart                             | M | 123          | -            | -        | -        | -        | 1         | 1        | 9         | 14        | 36         | 62                |
|   | F | 96           | -            | -        | -        | -        | -         | -        | 1         | 10        | 26         | 59                |
| Other diseases of the circulatory system          | M | 13           | -            | -        | -        | -        | -         | -        | -         | 3         | 5          | 5                 |
|   | F | 13           | -            | -        | -        | -        | -         | 1        | 1         | 1         | 3          | 7                 |
| Diseases of the respiratory system                | M | 26           | 2            | -        | -        | -        | -         | -        | -         | 5         | 8          | 11                |
|   | F | 24           | 1            | 1        | 2        | -        | -         | 1        | 1         | 1         | 4          | 13                |
| Senility  | M | 4            | -            | -        | -        | -        | -         | -        | -         | -         | -          | 4                 |
|   | F | 5            | -            | -        | -        | -        | -         | -        | -         | -         | -          | 5                 |
| Other diseases                                    | M | 45           | 9            | 1        | 2        | 2        | 1         | 1        | 3         | 4         | 9          | 13                |
|   | F | 48           | 13           | 1        | -        | 1        | 1         | 1        | 3         | 3         | 11         | 14                |
| Accidents and other external causes               | M | 18           | -            | -        | 3        | 3        | 1         | -        | -         | 4         | 5          | 2                 |
|   | F | 3            | -            | -        | -        | -        | -         | -        | -         | -         | 1          | 2                 |
| <b>All causes</b>                                 | M | <b>330</b>   | <b>11</b>    | <b>1</b> | <b>5</b> | <b>7</b> | <b>4</b>  | <b>3</b> | <b>20</b> | <b>59</b> | <b>90</b>  | <b>130</b>        |
|   | F | <b>273</b>   | <b>14</b>    | <b>3</b> | <b>3</b> | <b>2</b> | <b>2</b>  | <b>7</b> | <b>11</b> | <b>26</b> | <b>73</b>  | <b>132</b>        |
| <b>COUNTY WEXFORD</b>                             |   |              |              |          |          |          |           |          |           |           |            |                   |
| Tuberculosis of respiratory system                | M | 8            | -            | -        | -        | -        | -         | 1        | 3         | 1         | 2          | 1                 |
|   | F | 5            | -            | -        | -        | -        | -         | -        | 2         | 1         | 2          | -                 |
| Tuberculosis, other forms                         | M | -            | -            | -        | -        | -        | -         | -        | -         | -         | -          | -                 |
|   | F | -            | -            | -        | -        | -        | -         | -        | -         | -         | -          | -                 |
| Other infective and parasitic diseases            | M | 1            | -            | -        | -        | -        | -         | -        | -         | -         | 1          | -                 |
|   | F | 2            | -            | 1        | -        | -        | -         | -        | -         | 1         | -          | -                 |
| Malignant neoplasms                               | M | 82           | -            | 1        | 4        | -        | 2         | -        | 8         | 16        | 24         | 27                |
|   | F | 87           | -            | -        | -        | -        | -         | 2        | 8         | 21        | 26         | 30                |
| Vascular lesions affecting central nervous system | M | 67           | -            | -        | -        | -        | -         | 1        | 3         | 5         | 16         | 42                |
|   | F | 87           | -            | -        | -        | -        | -         | -        | 7         | 8         | 24         | 48                |
| Diseases of the heart                             | M | 182          | -            | -        | -        | -        | -         | 4        | 10        | 31        | 45         | 92                |
|   | F | 115          | -            | -        | -        | -        | 3         | -        | 4         | 14        | 35         | 59                |
| Other diseases of the circulatory system          | M | 45           | -            | -        | -        | -        | -         | -        | -         | 3         | 8          | 34                |
|   | F | 64           | -            | -        | -        | -        | -         | -        | 1         | 2         | 10         | 51                |
| Diseases of the respiratory system                | M | 44           | 3            | -        | 1        | 1        | -         | 1        | 4         | 11        | 11         | 12                |
|   | F | 32           | 2            | -        | -        | -        | -         | -        | 4         | 3         | 6          | 17                |
| Senility  | M | 2            | -            | -        | -        | -        | -         | -        | -         | -         | -          | 2                 |
|   | F | 5            | -            | -        | -        | -        | -         | -        | -         | -         | -          | 5                 |
| Other diseases                                    | M | 66           | 14           | 3        | -        | 2        | 2         | 1        | 6         | 8         | 15         | 15                |
|   | F | 42           | 16           | 1        | 1        | -        | -         | -        | 2         | 4         | 8          | 10                |
| Accidents and other external causes               | M | 21           | -            | 1        | 3        | 1        | 8         | 1        | 1         | 1         | -          | 5                 |
|   | F | 10           | -            | -        | -        | 1        | 1         | 1        | 1         | -         | 1          | 5                 |
| <b>All causes</b>                                 | M | <b>518</b>   | <b>17</b>    | <b>5</b> | <b>8</b> | <b>4</b> | <b>12</b> | <b>9</b> | <b>35</b> | <b>76</b> | <b>122</b> | <b>230</b>        |
|   | F | <b>449</b>   | <b>18</b>    | <b>2</b> | <b>1</b> | <b>1</b> | <b>4</b>  | <b>3</b> | <b>29</b> | <b>54</b> | <b>112</b> | <b>225</b>        |

TABLE 24 (contd.) - DEATHS IN 1967 CLASSIFIED BY PRINCIPAL GROUPS OF CAUSES, SEX AND AGE, OF RESIDENTS IN EACH COUNTY AND COUNTY BOROUGH.

| Cause of death                                    |   | Age at death |              |          |          |          |          |           |           |           |            |                   |
|---|---|--------------|--------------|----------|----------|----------|----------|-----------|-----------|-----------|------------|-------------------|
|   |   | All ages     | Under 1 year | 1-4      | 5-14     | 15-24    | 25-34    | 35-44     | 45-54     | 55-64     | 65-74      | 75 years and over |
| <b>COUNTY WICKLOW</b>                             |   |              |              |          |          |          |          |           |           |           |            |                   |
| Tuberculosis of respiratory system                | M | 4            | -            | -        | -        | -        | -        | -         | 2         | -         | -          | 2                 |
|   | F | 1            | -            | -        | -        | -        | -        | -         | -         | 1         | -          | -                 |
| Tuberculosis, other forms                         | M | 1            | -            | -        | -        | -        | -        | -         | -         | -         | 1          | -                 |
|   | F | -            | -            | -        | -        | -        | -        | -         | -         | -         | -          | -                 |
| Other infective and parasitic diseases            | M | -            | -            | -        | -        | -        | -        | -         | -         | -         | -          | -                 |
|   | F | 2            | -            | -        | -        | -        | -        | -         | 1         | -         | 1          | -                 |
| Malignant neoplasms                               | M | 64           | -            | 1        | -        | -        | -        | 2         | 10        | 11        | 26         | 14                |
|   | F | 55           | 1            | -        | -        | -        | 3        | 3         | 11        | 14        | 10         | 13                |
| Vascular lesions affecting central nervous system | M | 36           | -            | -        | -        | -        | -        | 1         | 2         | 7         | 10         | 16                |
|   | F | 45           | -            | -        | -        | -        | -        | 1         | 1         | 4         | 11         | 28                |
| Diseases of the heart                             | M | 137          | -            | -        | -        | -        | 2        | 2         | 7         | 33        | 32         | 61                |
|   | F | 95           | -            | -        | -        | -        | 1        | -         | 4         | 15        | 22         | 53                |
| Other diseases of the circulatory system          | M | 14           | -            | -        | -        | -        | -        | 1         | -         | 2         | 5          | 6                 |
|   | F | 15           | -            | -        | -        | -        | -        | 1         | -         | 2         | 5          | 7                 |
| Diseases of the respiratory system                | M | 35           | 1            | 1        | -        | -        | 2        | -         | 1         | 4         | 12         | 14                |
|   | F | 32           | -            | 3        | 1        | -        | -        | 1         | 1         | 3         | 1          | 22                |
| Senility  | M | 4            | -            | -        | -        | -        | -        | -         | -         | -         | -          | 4                 |
|   | F | 4            | -            | -        | -        | -        | -        | -         | -         | -         | -          | 4                 |
| Other diseases                                    | M | 45           | 17           | -        | -        | 3        | 1        | -         | 5         | 3         | 5          | 11                |
|   | F | 43           | 13           | 2        | 1        | -        | -        | 2         | 3         | 6         | 5          | 11                |
| Accidents and other external causes               | M | 16           | 1            | -        | 1        | 3        | 1        | 1         | 4         | 1         | 1          | 3                 |
|   | F | 13           | -            | -        | -        | 2        | -        | 1         | 4         | 3         | 1          | 2                 |
| <b>All causes</b>                                 | M | <b>356</b>   | <b>19</b>    | <b>2</b> | <b>1</b> | <b>6</b> | <b>6</b> | <b>7</b>  | <b>31</b> | <b>61</b> | <b>92</b>  | <b>131</b>        |
|   | F | <b>305</b>   | <b>14</b>    | <b>5</b> | <b>2</b> | <b>2</b> | <b>4</b> | <b>9</b>  | <b>25</b> | <b>48</b> | <b>56</b>  | <b>140</b>        |
| <b>COUNTY CLARE</b>                               |   |              |              |          |          |          |          |           |           |           |            |                   |
| Tuberculosis of respiratory system                | M | 5            | -            | -        | -        | -        | -        | 1         | 1         | 1         | 1          | 1                 |
|   | F | 1            | -            | -        | -        | -        | -        | -         | 1         | -         | -          | -                 |
| Tuberculosis, other forms                         | M | 1            | -            | -        | -        | -        | -        | -         | 1         | -         | -          | -                 |
|   | F | -            | -            | -        | -        | -        | -        | -         | -         | -         | -          | -                 |
| Other infective and parasitic diseases            | M | 2            | -            | -        | -        | -        | -        | 1         | -         | -         | -          | 1                 |
|   | F | -            | -            | -        | -        | -        | -        | -         | -         | -         | -          | -                 |
| Malignant neoplasms                               | M | 62           | -            | -        | -        | 2        | 1        | 2         | 5         | 6         | 22         | 24                |
|   | F | 53           | -            | -        | -        | -        | -        | 2         | 11        | 11        | 15         | 14                |
| Vascular lesions affecting central nervous system | M | 47           | -            | -        | -        | -        | -        | -         | -         | 7         | 17         | 23                |
|   | F | 41           | -            | -        | -        | -        | 1        | -         | -         | 4         | 12         | 24                |
| Diseases of the heart                             | M | 237          | -            | -        | -        | -        | -        | 4         | 17        | 25        | 55         | 136               |
|   | F | 158          | -            | -        | -        | -        | 1        | -         | 3         | 18        | 35         | 101               |
| Other diseases of the circulatory system          | M | 24           | -            | -        | -        | -        | -        | -         | 1         | -         | 6          | 17                |
|   | F | 26           | -            | -        | -        | -        | -        | -         | -         | 1         | 5          | 20                |
| Diseases of the respiratory system                | M | 53           | 3            | 1        | -        | 1        | -        | 1         | 4         | 3         | 18         | 22                |
|   | F | 25           | 2            | -        | -        | -        | -        | 1         | 1         | 4         | 9          | 8                 |
| Senility  | M | 15           | -            | -        | -        | -        | -        | -         | -         | -         | 1          | 14                |
|   | F | 21           | -            | -        | -        | -        | -        | -         | -         | -         | -          | 21                |
| Other diseases                                    | M | 67           | 29           | 1        | -        | 3        | -        | -         | 2         | 3         | 12         | 17                |
|   | F | 52           | 12           | 3        | -        | 1        | 2        | 6         | -         | 5         | 9          | 14                |
| Accidents and other external causes               | M | 18           | 1            | 1        | -        | 1        | 1        | 2         | 4         | 3         | 2          | 3                 |
|   | F | 12           | 1            | -        | 1        | 2        | -        | -         | 1         | 2         | 1          | 4                 |
| <b>All causes</b>                                 | M | <b>531</b>   | <b>33</b>    | <b>3</b> | <b>-</b> | <b>7</b> | <b>2</b> | <b>11</b> | <b>35</b> | <b>48</b> | <b>134</b> | <b>258</b>        |
|   | F | <b>389</b>   | <b>15</b>    | <b>3</b> | <b>1</b> | <b>3</b> | <b>4</b> | <b>9</b>  | <b>17</b> | <b>45</b> | <b>86</b>  | <b>206</b>        |

TABLE 24 (contd.) - DEATHS IN 1967 CLASSIFIED BY PRINCIPAL GROUPS OF CAUSES, SEX AND AGE, OF RESIDENTS IN EACH COUNTY AND COUNTY BOROUGH.

| Cause of death                                    |   | Age at death |              |          |           |           |           |           |           |            |            |                   |
|---|---|--------------|--------------|----------|-----------|-----------|-----------|-----------|-----------|------------|------------|-------------------|
|   |   | All ages     | Under 1 year | 1-4      | 5-14      | 15-24     | 25-34     | 35-44     | 45-54     | 55-64      | 65-74      | 75 years and over |
| <b>CORK COUNTY BOROUGH</b>                        |   |              |              |          |           |           |           |           |           |            |            |                   |
| Tuberculosis of respiratory system                | M | 5            | -            | -        | -         | -         | -         | -         | 1         | 2          | 1          | 1                 |
|   | F | 6            | -            | -        | -         | -         | -         | -         | 1         | 3          | 2          | -                 |
| Tuberculosis, other forms                         | M | 1            | -            | 1        | -         | -         | -         | -         | -         | -          | -          | -                 |
|   | F | -            | -            | -        | -         | -         | -         | -         | -         | -          | -          | -                 |
| Other infective and parasitic diseases            | M | 4            | 1            | -        | 1         | -         | -         | -         | 1         | 1          | -          | -                 |
|   | F | 5            | 1            | -        | 2         | -         | -         | -         | -         | -          | 1          | 1                 |
| Malignant neoplasms                               | M | 112          | -            | 1        | 1         | -         | 1         | 6         | 10        | 27         | 43         | 23                |
|   | F | 117          | -            | -        | -         | -         | 3         | 3         | 23        | 19         | 47         | 22                |
| Vascular lesions affecting central nervous system | M | 61           | -            | -        | -         | -         | -         | -         | 9         | 3          | 19         | 30                |
|   | F | 101          | -            | -        | -         | -         | -         | -         | 4         | 13         | 28         | 56                |
| Diseases of the heart                             | M | 209          | -            | -        | -         | -         | -         | -         | 16        | 37         | 73         | 83                |
|   | F | 238          | -            | -        | -         | -         | 1         | 4         | 7         | 24         | 60         | 142               |
| Other diseases of the circulatory system          | M | 29           | -            | -        | -         | -         | -         | -         | 2         | 4          | 9          | 14                |
|   | F | 31           | -            | -        | -         | -         | -         | -         | -         | 3          | 10         | 18                |
| Diseases of the respiratory system                | M | 87           | 1            | -        | 2         | 1         | 1         | 1         | 6         | 19         | 28         | 28                |
|   | F | 50           | 1            | 1        | -         | -         | 2         | 2         | 3         | 8          | 10         | 23                |
| Senility  | M | 5            | -            | -        | -         | -         | -         | -         | -         | -          | -          | 5                 |
|   | F | 8            | -            | -        | -         | -         | -         | -         | -         | -          | -          | 8                 |
| Other diseases                                    | M | 104          | 42           | 2        | 2         | 1         | 1         | 4         | 5         | 10         | 13         | 24                |
|   | F | 90           | 25           | 3        | 1         | 1         | 1         | 5         | 9         | 10         | 15         | 20                |
| Accidents and other external causes               | M | 33           | 2            | 3        | 4         | 4         | 4         | 1         | 3         | 7          | 3          | 2                 |
|   | F | 20           | 1            | -        | 2         | -         | 1         | 1         | -         | 1          | 2          | 12                |
| <b>All causes</b>                                 | M | <b>650</b>   | <b>46</b>    | <b>7</b> | <b>10</b> | <b>6</b>  | <b>7</b>  | <b>12</b> | <b>53</b> | <b>110</b> | <b>189</b> | <b>210</b>        |
|   | F | <b>666</b>   | <b>28</b>    | <b>4</b> | <b>5</b>  | <b>1</b>  | <b>8</b>  | <b>15</b> | <b>47</b> | <b>81</b>  | <b>175</b> | <b>302</b>        |
| <b>COUNTY CORK</b>                                |   |              |              |          |           |           |           |           |           |            |            |                   |
| Tuberculosis of respiratory system                | M | 7            | -            | -        | -         | -         | -         | 2         | -         | -          | 2          | 3                 |
|   | F | 6            | -            | -        | -         | -         | -         | 1         | 2         | -          | 3          | -                 |
| Tuberculosis, other forms                         | M | -            | -            | -        | -         | -         | -         | -         | -         | -          | -          | -                 |
|   | F | 2            | -            | -        | -         | -         | 1         | -         | -         | 1          | -          | -                 |
| Other infective and parasitic diseases            | M | 3            | 1            | -        | -         | -         | -         | -         | 1         | 1          | -          | -                 |
|   | F | 5            | -            | -        | -         | 1         | -         | 1         | -         | -          | 2          | 1                 |
| Malignant neoplasms                               | M | 241          | -            | 1        | 2         | 3         | 1         | 6         | 25        | 66         | 70         | 67                |
|   | F | 193          | 1            | -        | 1         | 2         | 1         | 10        | 28        | 40         | 57         | 53                |
| Vascular lesions affecting central nervous system | M | 182          | -            | -        | -         | 3         | -         | 1         | 10        | 18         | 61         | 89                |
|   | F | 218          | -            | -        | -         | -         | -         | 2         | 8         | 14         | 68         | 126               |
| Diseases of the heart                             | M | 511          | -            | -        | -         | -         | -         | 7         | 29        | 76         | 167        | 232               |
|   | F | 403          | -            | -        | -         | -         | -         | 5         | 16        | 40         | 110        | 232               |
| Other diseases of the circulatory system          | M | 53           | -            | -        | -         | -         | -         | 1         | 1         | 4          | 16         | 31                |
|   | F | 55           | -            | -        | -         | -         | -         | 2         | 2         | 1          | 11         | 39                |
| Diseases of the respiratory system                | M | 142          | 3            | 2        | 1         | -         | 1         | 3         | 5         | 18         | 43         | 66                |
|   | F | 109          | 1            | -        | 1         | 1         | 1         | 1         | 2         | 11         | 24         | 67                |
| Senility  | M | 31           | -            | -        | -         | -         | -         | -         | -         | -          | -          | 31                |
|   | F | 49           | -            | -        | -         | -         | -         | -         | -         | -          | 1          | 48                |
| Other diseases                                    | M | 191          | 37           | -        | 3         | 1         | 7         | 6         | 12        | 19         | 42         | 64                |
|   | F | 174          | 36           | 3        | 3         | 1         | 4         | 6         | 8         | 21         | 43         | 49                |
| Accidents and other external causes               | M | 82           | 3            | 2        | 1         | 6         | 6         | 7         | 10        | 17         | 14         | 16                |
|   | F | 38           | 1            | 1        | 1         | -         | -         | -         | 2         | 5          | 8          | 20                |
| <b>All causes</b>                                 | M | <b>1,443</b> | <b>44</b>    | <b>5</b> | <b>7</b>  | <b>13</b> | <b>15</b> | <b>33</b> | <b>93</b> | <b>219</b> | <b>415</b> | <b>599</b>        |
|   | F | <b>1,252</b> | <b>39</b>    | <b>4</b> | <b>6</b>  | <b>5</b>  | <b>7</b>  | <b>28</b> | <b>68</b> | <b>133</b> | <b>327</b> | <b>635</b>        |

TABLE 24 (contd.) - DEATHS IN 1967 CLASSIFIED BY PRINCIPAL GROUPS OF CAUSES, SEX AND AGE, OF RESIDENTS IN EACH COUNTY AND COUNTY BOROUGH.

| Cause of death                                    |   | Age at death |              |          |          |          |          |           |           |            |            |                   |
|---|---|--------------|--------------|----------|----------|----------|----------|-----------|-----------|------------|------------|-------------------|
|   |   | All ages     | Under 1 year | 1-4      | 5-14     | 15-24    | 25-34    | 35-44     | 45-54     | 55-64      | 65-74      | 75 years and over |
| <b>COUNTY KERRY</b>                               |   |              |              |          |          |          |          |           |           |            |            |                   |
| Tuberculosis of respiratory system                | M | 2            | -            | -        | -        | -        | -        | -         | -         | -          | 2          | -                 |
|   | F | 2            | -            | -        | -        | -        | -        | -         | -         | 1          | 1          | -                 |
| Tuberculosis, other forms                         | M | 1            | -            | -        | -        | -        | -        | -         | 1         | -          | -          | -                 |
|   | F | 1            | -            | -        | -        | -        | -        | -         | 1         | -          | -          | -                 |
| Other infective and parasitic diseases            | M | 6            | -            | -        | 2        | 1        | -        | 1         | -         | -          | 2          | -                 |
|   | F | 1            | -            | -        | -        | -        | -        | -         | -         | 1          | -          | -                 |
| Malignant neoplasms                               | M | 113          | -            | 1        | -        | -        | 1        | 4         | 14        | 34         | 27         | 32                |
|   | F | 76           | -            | -        | -        | -        | -        | 2         | 19        | 19         | 17         | 19                |
| Vascular lesions affecting central nervous system | M | 74           | -            | -        | -        | 1        | -        | 2         | 4         | 11         | 12         | 44                |
|   | F | 88           | -            | -        | -        | 1        | -        | -         | 2         | 7          | 23         | 55                |
| Diseases of the heart                             | M | 308          | -            | -        | -        | -        | -        | 5         | 28        | 45         | 93         | 137               |
|   | F | 231          | -            | -        | -        | -        | -        | 5         | 10        | 17         | 65         | 134               |
| Other diseases of the circulatory system          | M | 40           | -            | -        | -        | -        | -        | -         | 3         | 4          | 9          | 24                |
|   | F | 31           | -            | -        | -        | -        | -        | 1         | -         | 1          | 7          | 22                |
| Diseases of the respiratory system                | M | 54           | 3            | -        | -        | 1        | 1        | 1         | 1         | 13         | 15         | 19                |
|   | F | 28           | 1            | -        | -        | -        | 2        | -         | 4         | 1          | 10         | 10                |
| Senility  | M | 53           | -            | -        | -        | -        | -        | -         | -         | -          | 2          | 51                |
|   | F | 46           | -            | -        | -        | -        | -        | -         | -         | -          | 1          | 45                |
| Other diseases                                    | M | 145          | 23           | 2        | 4        | 1        | 2        | 2         | 11        | 19         | 42         | 39                |
|   | F | 92           | 16           | 1        | -        | 4        | 2        | 4         | 5         | 13         | 21         | 26                |
| Accidents and other external causes               | M | 41           | -            | -        | 1        | 5        | 5        | 5         | 5         | 7          | 2          | 11                |
|   | F | 25           | -            | -        | -        | -        | 1        | 1         | 1         | 3          | 4          | 15                |
| <b>All causes</b>                                 | M | <b>837</b>   | <b>26</b>    | <b>3</b> | <b>7</b> | <b>9</b> | <b>9</b> | <b>20</b> | <b>67</b> | <b>133</b> | <b>206</b> | <b>357</b>        |
|   | F | <b>621</b>   | <b>17</b>    | <b>1</b> | <b>-</b> | <b>5</b> | <b>5</b> | <b>13</b> | <b>42</b> | <b>63</b>  | <b>149</b> | <b>326</b>        |
| <b>LIMERICK COUNTY BOROUGH</b>                    |   |              |              |          |          |          |          |           |           |            |            |                   |
| Tuberculosis of respiratory system                | M | 2            | -            | -        | -        | -        | -        | -         | -         | 1          | 1          | -                 |
|   | F | 3            | -            | -        | -        | -        | -        | 1         | 1         | 1          | -          | -                 |
| Tuberculosis, other forms                         | M | -            | -            | -        | -        | -        | -        | -         | -         | -          | -          | -                 |
|   | F | 1            | -            | -        | -        | -        | 1        | -         | -         | -          | -          | -                 |
| Other infective and parasitic diseases            | M | -            | -            | -        | -        | -        | -        | -         | -         | -          | -          | -                 |
|   | F | 1            | 1            | -        | -        | -        | -        | -         | -         | -          | -          | -                 |
| Malignant neoplasms                               | M | 39           | -            | -        | 1        | -        | 1        | 1         | 1         | 14         | 14         | 7                 |
|   | F | 52           | -            | 1        | -        | -        | -        | 3         | 5         | 11         | 15         | 17                |
| Vascular lesions affecting central nervous system | M | 21           | -            | -        | -        | -        | -        | -         | 1         | 6          | 4          | 10                |
|   | F | 42           | -            | -        | -        | -        | -        | -         | 3         | 5          | 10         | 24                |
| Diseases of the heart                             | M | 58           | -            | -        | -        | -        | -        | 3         | 5         | 10         | 23         | 17                |
|   | F | 69           | -            | -        | -        | -        | -        | -         | 3         | 9          | 23         | 34                |
| Other diseases of the circulatory system          | M | 7            | 1            | -        | -        | -        | -        | -         | -         | 1          | 2          | 3                 |
|   | F | 9            | -            | -        | -        | -        | -        | 1         | -         | 2          | 1          | 5                 |
| Diseases of the respiratory system                | M | 37           | 4            | 1        | -        | -        | -        | -         | 1         | 3          | 14         | 14                |
|   | F | 27           | -            | 1        | -        | -        | -        | 1         | 3         | 5          | 7          | 10                |
| Senility  | M | 2            | -            | -        | -        | -        | -        | -         | -         | -          | -          | 2                 |
|   | F | 4            | -            | -        | -        | -        | -        | -         | -         | -          | 1          | 3                 |
| Other diseases                                    | M | 50           | 26           | 1        | 1        | 1        | 1        | 2         | 2         | 4          | 6          | 6                 |
|   | F | 51           | 23           | -        | -        | 1        | 1        | -         | 3         | 4          | 6          | 13                |
| Accidents and other external causes               | M | 17           | -            | -        | -        | 2        | 5        | 1         | 2         | 4          | 1          | 2                 |
|   | F | 9            | 1            | -        | 2        | -        | -        | -         | -         | 2          | -          | 4                 |
| <b>All causes</b>                                 | M | <b>233</b>   | <b>31</b>    | <b>2</b> | <b>2</b> | <b>3</b> | <b>7</b> | <b>7</b>  | <b>12</b> | <b>43</b>  | <b>65</b>  | <b>61</b>         |
|   | F | <b>268</b>   | <b>25</b>    | <b>2</b> | <b>2</b> | <b>1</b> | <b>2</b> | <b>6</b>  | <b>18</b> | <b>39</b>  | <b>63</b>  | <b>110</b>        |

TABLE 24 (contd.) - DEATHS IN 1967 CLASSIFIED BY PRINCIPAL GROUPS OF CAUSES, SEX AND AGE, OF RESIDENTS IN EACH COUNTY AND COUNTY BOROUGH.

| Cause of death                                    |   | Age at death |              |     |      |       |       |       |       |       |       |                   |
|---|---|--------------|--------------|-----|------|-------|-------|-------|-------|-------|-------|-------------------|
|   |   | All ages     | Under 1 year | 1-4 | 5-14 | 15-24 | 25-34 | 35-44 | 45-54 | 55-64 | 65-74 | 75 years and over |
| <b>COUNTY LIMERICK</b>                            |   |              |              |     |      |       |       |       |       |       |       |                   |
| Tuberculosis of respiratory system                | M | 6            | -            | -   | -    | -     | 1     | -     | -     | 2     | 3     | -                 |
|   | F | 5            | -            | -   | -    | -     | -     | -     | 2     | 1     | 1     | 1                 |
| Tuberculosis, other forms                         | M | -            | -            | -   | -    | -     | -     | -     | -     | -     | -     | -                 |
|   | F | -            | -            | -   | -    | -     | -     | -     | -     | -     | -     | -                 |
| Other infective and parasitic diseases            | M | 5            | -            | 1   | -    | -     | 1     | 1     | 2     | -     | -     | -                 |
|   | F | 2            | -            | -   | -    | -     | -     | -     | -     | -     | 2     | -                 |
| Malignant neoplasms                               | M | 83           | -            | 1   | -    | 1     | -     | 2     | 10    | 18    | 25    | 26                |
|   | F | 65           | -            | -   | -    | -     | -     | 3     | 11    | 14    | 22    | 15                |
| Vascular lesions affecting central nervous system | M | 72           | -            | -   | 1    | 1     | -     | -     | 3     | 9     | 19    | 39                |
|   | F | 57           | -            | -   | -    | -     | -     | -     | 2     | 6     | 16    | 33                |
| Diseases of the heart                             | M | 172          | -            | -   | -    | -     | -     | 2     | 11    | 34    | 49    | 76                |
|   | F | 152          | -            | -   | -    | -     | 1     | 2     | 5     | 15    | 43    | 86                |
| Other diseases of the circulatory system          | M | 15           | -            | -   | -    | -     | -     | -     | 2     | 2     | 4     | 7                 |
|   | F | 22           | -            | -   | -    | -     | -     | 1     | -     | 1     | 4     | 16                |
| Diseases of the respiratory system                | M | 50           | 2            | 2   | -    | -     | -     | 1     | 2     | 9     | 15    | 19                |
|   | F | 25           | 3            | -   | 1    | -     | 1     | 2     | 1     | 2     | 5     | 10                |
| Senility  | M | 23           | -            | -   | -    | -     | -     | -     | -     | -     | -     | 23                |
|   | F | 20           | -            | -   | -    | -     | -     | -     | -     | -     | -     | 20                |
| Other diseases                                    | M | 75           | 29           | 1   | 1    | 1     | -     | 3     | 4     | 6     | 12    | 18                |
|   | F | 50           | 13           | 1   | 1    | 1     | 2     | 3     | 7     | 3     | 9     | 10                |
| Accidents and other external causes               | M | 23           | 3            | -   | 2    | 3     | 1     | 2     | -     | 5     | 2     | 5                 |
|   | F | 10           | 2            | 1   | 4    | -     | -     | -     | -     | -     | -     | 3                 |
| All causes  | M | 524          | 34           | 5   | 4    | 6     | 3     | 11    | 34    | 85    | 129   | 213               |
|   | F | 408          | 18           | 2   | 6    | 1     | 4     | 11    | 28    | 42    | 102   | 194               |
| <b>TIPPERARY, N.R.</b>                            |   |              |              |     |      |       |       |       |       |       |       |                   |
| Tuberculosis of respiratory system                | M | -            | -            | -   | -    | -     | -     | -     | -     | -     | -     | -                 |
|   | F | -            | -            | -   | -    | -     | -     | -     | -     | -     | -     | -                 |
| Tuberculosis, other forms                         | M | -            | -            | -   | -    | -     | -     | -     | -     | -     | -     | -                 |
|   | F | -            | -            | -   | -    | -     | -     | -     | -     | -     | -     | -                 |
| Other infective and parasitic                     | M | 1            | -            | 1   | -    | -     | -     | -     | -     | -     | -     | -                 |
|   | F | -            | -            | -   | -    | -     | -     | -     | -     | -     | -     | -                 |
| Malignant neoplasms                               | M | 48           | -            | -   | 1    | -     | -     | 1     | 6     | 12    | 18    | 10                |
|   | F | 30           | -            | -   | 1    | -     | -     | 1     | 6     | 6     | 12    | 4                 |
| Vascular lesions affecting central nervous system | M | 31           | -            | -   | -    | -     | -     | -     | 2     | 2     | 15    | 12                |
|   | F | 46           | -            | -   | -    | -     | -     | -     | 2     | 6     | 20    | 18                |
| Diseases of the heart                             | M | 142          | -            | -   | -    | -     | -     | 5     | 7     | 19    | 53    | 58                |
|   | F | 77           | -            | -   | -    | -     | 1     | -     | 11    | 2     | 24    | 39                |
| Other diseases of the circulatory system          | M | 10           | -            | -   | -    | -     | -     | -     | -     | 1     | -     | 9                 |
|   | F | 5            | -            | -   | -    | -     | -     | -     | -     | 2     | 1     | 2                 |
| Diseases of the respiratory system                | M | 34           | 1            | 2   | -    | -     | -     | -     | 1     | 9     | 11    | 10                |
|   | F | 18           | -            | -   | -    | -     | -     | -     | -     | 2     | 3     | 13                |
| Senility  | M | 27           | -            | -   | -    | -     | -     | -     | -     | -     | -     | 27                |
|   | F | 28           | -            | -   | -    | -     | -     | -     | -     | -     | 1     | 27                |
| Other diseases                                    | M | 50           | 17           | 3   | -    | -     | -     | 1     | 2     | 4     | 9     | 14                |
|   | F | 38           | 12           | 1   | -    | 1     | -     | -     | 1     | 3     | 10    | 10                |
| Accidents and other external causes               | M | 14           | 1            | 1   | -    | 2     | 2     | 2     | 2     | 2     | 1     | 1                 |
|   | F | 11           | 1            | -   | -    | 1     | -     | -     | 1     | 2     | 1     | 5                 |
| All causes  | M | 357          | 19           | 7   | 1    | 2     | 2     | 9     | 20    | 49    | 107   | 141               |
|   | F | 253          | 13           | 1   | 1    | 2     | 1     | 1     | 21    | 23    | 72    | 118               |

TABLE 24 (contd.) - DEATHS IN 1967 CLASSIFIED BY PRINCIPAL GROUPS OF CAUSES, SEX AND AGE, OF RESIDENTS IN EACH COUNTY AND COUNTY BOROUGH.

| Cause of death                                    |   | Age at death |              |          |          |          |          |          |           |           |            |                   |
|---|---|--------------|--------------|----------|----------|----------|----------|----------|-----------|-----------|------------|-------------------|
|   |   | All ages     | Under 1 year | 1-4      | 5-14     | 15-24    | 25-34    | 35-44    | 45-54     | 55-64     | 65-74      | 75 years and over |
| <b>TIPPERARY, S.R.</b>                            |   |              |              |          |          |          |          |          |           |           |            |                   |
| Tuberculosis of respiratory system                | M | 2            | -            | -        | -        | -        | -        | -        | -         | 1         | 1          | -                 |
|   | F | 3            | -            | -        | -        | -        | -        | -        | -         | 2         | 1          | -                 |
| Tuberculosis, other forms                         | M | 1            | -            | -        | 1        | -        | -        | -        | -         | -         | -          | -                 |
|   | F | -            | -            | -        | -        | -        | -        | -        | -         | -         | -          | -                 |
| Other infective and parasitic diseases            | M | 3            | 1            | -        | 1        | -        | -        | -        | 1         | -         | -          | -                 |
|   | F | 1            | -            | -        | -        | -        | 1        | -        | -         | -         | -          | -                 |
| Malignant neoplasms                               | M | 68           | -            | -        | 1        | 1        | 3        | 1        | 7         | 14        | 25         | 16                |
|   | F | 62           | -            | -        | -        | 1        | 1        | -        | 7         | 18        | 18         | 17                |
| Vascular lesions affecting central nervous system | M | 66           | -            | -        | -        | -        | -        | -        | 2         | 7         | 23         | 34                |
|   | F | 60           | -            | -        | -        | -        | -        | -        | -         | 8         | 14         | 38                |
| Diseases of the heart                             | M | 184          | -            | -        | -        | -        | -        | -        | 16        | 23        | 62         | 83                |
|   | F | 110          | -            | -        | -        | -        | 1        | -        | 1         | 9         | 32         | 67                |
| Other diseases of the circulatory system          | M | 14           | -            | -        | -        | -        | -        | 1        | 2         | 1         | 3          | 7                 |
|   | F | 7            | -            | -        | -        | -        | -        | -        | 1         | -         | -          | 6                 |
| Diseases of the respiratory system                | M | 33           | 4            | -        | -        | -        | -        | 1        | 1         | 4         | 11         | 12                |
|   | F | 21           | -            | -        | -        | -        | -        | -        | 1         | 3         | 4          | 13                |
| Senility  | M | 7            | -            | -        | -        | -        | -        | -        | -         | -         | -          | 7                 |
|   | F | 9            | -            | -        | -        | -        | -        | -        | -         | -         | -          | 9                 |
| Other diseases                                    | M | 50           | 12           | -        | -        | 2        | 1        | 2        | 5         | 4         | 9          | 15                |
|   | F | 46           | 16           | -        | 1        | 1        | -        | -        | 2         | 3         | 12         | 11                |
| Accidents and other external causes               | M | 24           | 2            | 2        | 3        | 1        | -        | 1        | 2         | 6         | 2          | 5                 |
|   | F | 14           | 2            | -        | 1        | -        | 1        | 3        | -         | 2         | 2          | 3                 |
| <b>All causes</b>                                 | M | <b>452</b>   | <b>19</b>    | <b>2</b> | <b>6</b> | <b>4</b> | <b>4</b> | <b>6</b> | <b>36</b> | <b>60</b> | <b>136</b> | <b>179</b>        |
|   | F | <b>333</b>   | <b>18</b>    | <b>-</b> | <b>2</b> | <b>2</b> | <b>4</b> | <b>3</b> | <b>12</b> | <b>45</b> | <b>83</b>  | <b>164</b>        |
| <b>WATERFORD COUNTY BOROUGH</b>                   |   |              |              |          |          |          |          |          |           |           |            |                   |
| Tuberculosis of respiratory system                | M | 13           | -            | -        | -        | -        | -        | 1        | 4         | 4         | 2          | 2                 |
|   | F | 4            | -            | -        | -        | -        | -        | -        | 1         | 2         | 1          | -                 |
| Tuberculosis, other forms                         | M | 1            | -            | -        | -        | -        | -        | -        | 1         | -         | -          | -                 |
|   | F | -            | -            | -        | -        | -        | -        | -        | -         | -         | -          | -                 |
| Other infective and parasitic diseases            | M | -            | -            | -        | -        | -        | -        | -        | -         | -         | -          | -                 |
|   | F | 1            | -            | -        | -        | -        | -        | -        | -         | -         | -          | 1                 |
| Malignant neoplasms                               | M | 23           | -            | -        | -        | -        | -        | -        | 5         | 6         | 4          | 8                 |
|   | F | 27           | -            | -        | -        | -        | 1        | 1        | 2         | 6         | 10         | 7                 |
| Vascular lesions affecting central nervous system | M | 24           | -            | -        | -        | -        | -        | -        | -         | 3         | 11         | 10                |
|   | F | 37           | -            | -        | -        | -        | -        | -        | -         | 2         | 6          | 29                |
| Diseases of the heart                             | M | 78           | -            | -        | -        | -        | -        | -        | 13        | 19        | 12         | 34                |
|   | F | 50           | -            | -        | -        | -        | -        | -        | -         | 6         | 10         | 34                |
| Other diseases of the circulatory system          | M | 6            | -            | -        | -        | -        | -        | -        | -         | 1         | 1          | 4                 |
|   | F | 4            | -            | -        | -        | -        | -        | -        | -         | -         | 1          | 3                 |
| Diseases of the respiratory system                | M | 24           | -            | -        | -        | -        | -        | -        | 3         | 3         | 7          | 11                |
|   | F | 30           | -            | -        | 1        | -        | -        | 1        | 1         | 2         | 8          | 17                |
| Senility  | M | -            | -            | -        | -        | -        | -        | -        | -         | -         | -          | -                 |
|   | F | 1            | -            | -        | -        | -        | -        | -        | -         | -         | -          | 1                 |
| Other diseases                                    | M | 21           | 9            | -        | -        | -        | -        | 1        | 2         | 3         | 1          | 5                 |
|   | F | 18           | 3            | 1        | -        | -        | -        | 1        | -         | 1         | 5          | 7                 |
| Accidents and other external causes               | M | 2            | -            | -        | 1        | -        | -        | -        | -         | -         | 1          | -                 |
|   | F | 3            | -            | -        | -        | -        | -        | -        | -         | -         | -          | 3                 |
| <b>All causes</b>                                 | M | <b>192</b>   | <b>9</b>     | <b>-</b> | <b>1</b> | <b>-</b> | <b>-</b> | <b>2</b> | <b>28</b> | <b>39</b> | <b>39</b>  | <b>74</b>         |
|   | F | <b>175</b>   | <b>3</b>     | <b>1</b> | <b>1</b> | <b>-</b> | <b>1</b> | <b>3</b> | <b>4</b>  | <b>19</b> | <b>41</b>  | <b>102</b>        |



TABLE 24 (contd.) - DEATHS IN 1967 CLASSIFIED BY PRINCIPAL GROUPS OF CAUSES, SEX AND AGE, OF RESIDENTS IN EACH COUNTY AND COUNTY BOROUGH.

| Cause of death                                    |   | Age at death |              |          |          |           |          |           |           |            |            |                   |
|---|---|--------------|--------------|----------|----------|-----------|----------|-----------|-----------|------------|------------|-------------------|
|   |   | All ages     | Under 1 year | 1-4      | 5-14     | 15-24     | 25-34    | 35-44     | 45-54     | 55-64      | 65-74      | 75 years and over |
| <b>COUNTY WATERFORD</b>                           |   |              |              |          |          |           |          |           |           |            |            |                   |
| Tuberculosis of respiratory system                | M | 3            | -            | -        | -        | -         | -        | 1         | -         | -          | 2          | -                 |
|   | F | 3            | -            | -        | -        | -         | -        | -         | -         | 2          | -          | 1                 |
| Tuberculosis, other forms                         | M | -            | -            | -        | -        | -         | -        | -         | -         | -          | -          | -                 |
|   | F | -            | -            | -        | -        | -         | -        | -         | -         | -          | -          | -                 |
| Other infective and parasitic diseases            | M | 1            | -            | -        | -        | -         | -        | -         | -         | -          | -          | 1                 |
|   | F | 2            | -            | -        | -        | -         | -        | -         | -         | -          | 1          | 1                 |
| Malignant neoplasms                               | M | 48           | -            | -        | -        | -         | -        | 8         | 13        | 13         | 14         | 14                |
|   | F | 41           | -            | -        | 1        | -         | 1        | 10        | 7         | 14         | 8          | 8                 |
| Vascular lesions affecting central nervous system | M | 34           | -            | -        | -        | -         | 1        | 3         | 2         | 9          | 19         | 19                |
|   | F | 33           | -            | -        | -        | -         | -        | 2         | 4         | 14         | 13         | 13                |
| Diseases of the heart                             | M | 87           | -            | -        | -        | 1         | -        | 3         | 14        | 29         | 40         | 40                |
|   | F | 65           | -            | -        | 1        | 1         | -        | -         | 5         | 18         | 40         | 40                |
| Other diseases of the circulatory system          | M | 13           | -            | -        | -        | -         | -        | 1         | 2         | 2          | 8          | 8                 |
|   | F | 5            | -            | -        | -        | -         | -        | 1         | -         | 1          | 3          | 3                 |
| Diseases of the respiratory system                | M | 35           | -            | -        | -        | -         | -        | 1         | 7         | 11         | 16         | 16                |
|   | F | 25           | -            | -        | 1        | -         | -        | 1         | -         | 9          | 14         | 14                |
| Senility  | M | 6            | -            | -        | -        | -         | -        | -         | -         | -          | 6          | 6                 |
|   | F | 10           | -            | -        | -        | -         | -        | -         | -         | -          | 10         | 10                |
| Other diseases                                    | M | 44           | 2            | 1        | 1        | -         | 2        | 1         | 2         | 8          | 11         | 16                |
|   | F | 37           | 5            | -        | -        | -         | 1        | 1         | 2         | 6          | 15         | 7                 |
| Accidents and other external causes               | M | 11           | -            | 1        | 1        | 2         | 1        | 1         | 3         | -          | 1          | 1                 |
|   | F | 5            | 1            | -        | -        | -         | -        | 1         | 1         | -          | 2          | 2                 |
| <b>All causes</b>                                 | M | <b>282</b>   | <b>2</b>     | <b>2</b> | <b>2</b> | <b>2</b>  | <b>4</b> | <b>4</b>  | <b>21</b> | <b>46</b>  | <b>78</b>  | <b>121</b>        |
|   | F | <b>226</b>   | <b>6</b>     | <b>-</b> | <b>1</b> | <b>2</b>  | <b>2</b> | <b>2</b>  | <b>17</b> | <b>25</b>  | <b>72</b>  | <b>99</b>         |
| <b>COUNTY GALWAY</b>                              |   |              |              |          |          |           |          |           |           |            |            |                   |
| Tuberculosis of respiratory system                | M | 4            | -            | -        | -        | -         | -        | -         | 2         | 1          | 1          | -                 |
|   | F | 1            | -            | -        | -        | -         | -        | 1         | -         | -          | -          | -                 |
| Tuberculosis, other forms                         | M | 2            | -            | -        | 1        | -         | -        | -         | -         | -          | 1          | -                 |
|   | F | 1            | -            | -        | -        | -         | -        | -         | -         | 1          | -          | -                 |
| Other infective and parasitic diseases            | M | 1            | -            | -        | 1        | -         | -        | -         | -         | -          | -          | -                 |
|   | F | 3            | -            | 1        | -        | -         | -        | 1         | 1         | -          | -          | -                 |
| Malignant neoplasms                               | M | 152          | -            | -        | -        | 1         | 1        | 5         | 16        | 27         | 41         | 61                |
|   | F | 116          | -            | -        | -        | 1         | 3        | 7         | 19        | 20         | 35         | 31                |
| Vascular lesions affecting central nervous system | M | 118          | -            | -        | -        | -         | -        | -         | 2         | 14         | 30         | 72                |
|   | F | 135          | -            | 1        | -        | -         | -        | -         | 1         | 15         | 37         | 81                |
| Diseases of the heart                             | M | 346          | -            | -        | 1        | -         | 2        | 2         | 15        | 49         | 96         | 181               |
|   | F | 257          | 1            | -        | -        | -         | -        | 3         | 11        | 18         | 75         | 149               |
| Other diseases of the circulatory system          | M | 40           | -            | -        | -        | 1         | 1        | 1         | 2         | 5          | 13         | 17                |
|   | F | 20           | -            | -        | -        | -         | -        | 1         | 3         | 5          | 6          | 5                 |
| Diseases of the respiratory system                | M | 100          | 2            | 3        | -        | -         | -        | 4         | 7         | 12         | 30         | 42                |
|   | F | 60           | 5            | -        | -        | -         | 1        | 1         | 2         | 3          | 15         | 33                |
| Senility  | M | 40           | -            | -        | -        | -         | -        | -         | -         | -          | 1          | 39                |
|   | F | 48           | -            | -        | -        | -         | -        | -         | -         | -          | 3          | 45                |
| Other diseases                                    | M | 119          | 24           | -        | 4        | 3         | 3        | 5         | 6         | 16         | 25         | 33                |
|   | F | 87           | 19           | -        | 2        | 3         | 2        | 4         | 9         | 11         | 17         | 20                |
| Accidents and other external causes               | M | 40           | -            | 1        | 2        | 9         | 2        | 1         | 3         | 8          | 5          | 9                 |
|   | F | 38           | -            | 4        | 1        | 2         | 2        | 2         | 3         | -          | 2          | 22                |
| <b>All causes</b>                                 | M | <b>962</b>   | <b>26</b>    | <b>4</b> | <b>9</b> | <b>14</b> | <b>9</b> | <b>18</b> | <b>53</b> | <b>132</b> | <b>243</b> | <b>454</b>        |
|   | F | <b>766</b>   | <b>25</b>    | <b>6</b> | <b>3</b> | <b>6</b>  | <b>8</b> | <b>18</b> | <b>50</b> | <b>73</b>  | <b>191</b> | <b>386</b>        |

TABLE 24 (contd.) - DEATHS IN 1967 CLASSIFIED BY PRINCIPAL GROUPS OF CAUSES, SEX AND AGE, OF RESIDENTS IN EACH COUNTY AND COUNTY BOROUGH.

| Cause of death                                    |   | Age at death |              |          |          |          |          |           |           |           |            |                   |
|---|---|--------------|--------------|----------|----------|----------|----------|-----------|-----------|-----------|------------|-------------------|
|   |   | All ages     | Under 1 year | 1-4      | 5-14     | 15-24    | 25-34    | 35-44     | 45-54     | 55-64     | 65-74      | 75 years and over |
| <b>COUNTY LEITRIM</b>                             |   |              |              |          |          |          |          |           |           |           |            |                   |
| Tuberculosis of respiratory system                | M | 1            | -            | -        | -        | -        | -        | -         | -         | 1         | -          | -                 |
|   | F | -            | -            | -        | -        | -        | -        | -         | -         | -         | -          | -                 |
| Tuberculosis, other forms                         | M | -            | -            | -        | -        | -        | -        | -         | -         | -         | -          | -                 |
|   | F | -            | -            | -        | -        | -        | -        | -         | -         | -         | -          | -                 |
| Other infective and parasitic diseases            | M | 1            | -            | -        | -        | -        | -        | 1         | -         | -         | -          | -                 |
|   | F | -            | -            | -        | -        | -        | -        | -         | -         | -         | -          | -                 |
| Malignant neoplasms                               | M | 29           | -            | -        | -        | -        | -        | -         | 1         | 8         | 8          | 12                |
|   | F | 27           | -            | -        | 3        | 1        | -        | -         | 2         | 7         | 4          | 10                |
| Vascular lesions affecting central nervous system | M | 32           | -            | -        | -        | -        | -        | 2         | 1         | 4         | 7          | 18                |
|   | F | 49           | -            | -        | -        | -        | -        | -         | 1         | 6         | 18         | 24                |
| Diseases of the heart                             | M | 105          | -            | -        | -        | -        | -        | 1         | 6         | 17        | 35         | 46                |
|   | F | 47           | -            | -        | -        | 1        | -        | -         | -         | 3         | 12         | 31                |
| Other diseases of the circulatory system          | M | 10           | -            | -        | -        | -        | -        | -         | -         | 1         | 3          | 6                 |
|   | F | 4            | -            | -        | -        | -        | -        | -         | -         | -         | 2          | 2                 |
| Diseases of the respiratory system                | M | 31           | 2            | -        | -        | -        | -        | -         | -         | 6         | 7          | 16                |
|   | F | 10           | -            | -        | -        | -        | -        | -         | 1         | -         | 2          | 7                 |
| Senility  | M | 18           | -            | -        | -        | -        | -        | -         | -         | -         | 1          | 17                |
|   | F | 15           | -            | -        | -        | -        | -        | -         | -         | -         | 1          | 14                |
| Other diseases                                    | M | 37           | 11           | -        | -        | -        | 1        | 3         | 6         | 5         | 5          | 6                 |
|   | F | 17           | 4            | -        | -        | -        | -        | -         | 1         | 1         | 4          | 7                 |
| Accidents and other external causes               | M | 7            | -            | -        | -        | 1        | -        | 1         | 1         | -         | 2          | 2                 |
|   | F | 3            | -            | -        | -        | -        | -        | 1         | -         | 1         | 1          | -                 |
| <b>All causes</b>                                 | M | <b>271</b>   | <b>13</b>    | <b>-</b> | <b>-</b> | <b>1</b> | <b>1</b> | <b>8</b>  | <b>15</b> | <b>42</b> | <b>68</b>  | <b>123</b>        |
|   | F | <b>172</b>   | <b>4</b>     | <b>-</b> | <b>3</b> | <b>2</b> | <b>-</b> | <b>1</b>  | <b>5</b>  | <b>18</b> | <b>44</b>  | <b>95</b>         |
| <b>COUNTY MAYO</b>                                |   |              |              |          |          |          |          |           |           |           |            |                   |
| Tuberculosis of respiratory system                | M | 4            | -            | -        | -        | -        | -        | 1         | -         | 1         | 1          | 1                 |
|   | F | -            | -            | -        | -        | -        | -        | -         | -         | -         | -          | -                 |
| Tuberculosis, other forms                         | M | 1            | -            | -        | -        | -        | -        | -         | -         | 1         | -          | -                 |
|   | F | -            | -            | -        | -        | -        | -        | -         | -         | -         | -          | -                 |
| Other infective and parasitic diseases            | M | 5            | 1            | 1        | -        | -        | -        | -         | -         | 1         | 2          | -                 |
|   | F | 2            | 1            | -        | -        | -        | -        | 1         | -         | -         | -          | -                 |
| Malignant neoplasms                               | M | 116          | 1            | -        | -        | 1        | -        | 2         | 10        | 23        | 30         | 49                |
|   | F | 95           | -            | 1        | -        | 1        | 2        | 1         | 14        | 23        | 25         | 28                |
| Vascular lesions affecting central nervous system | M | 100          | -            | -        | -        | -        | -        | 2         | 5         | 7         | 26         | 60                |
|   | F | 106          | 1            | -        | -        | -        | -        | 1         | 2         | 6         | 32         | 64                |
| Diseases of the heart                             | M | 280          | -            | -        | -        | -        | -        | 1         | 14        | 35        | 88         | 142               |
|   | F | 245          | -            | -        | -        | -        | -        | 1         | 7         | 13        | 61         | 163               |
| Other diseases of the circulatory system          | M | 38           | -            | -        | -        | -        | -        | -         | 3         | 2         | 6          | 27                |
|   | F | 34           | -            | -        | -        | -        | -        | -         | -         | 2         | 4          | 28                |
| Diseases of the respiratory system                | M | 71           | 3            | -        | -        | -        | -        | -         | 6         | 7         | 15         | 40                |
|   | F | 44           | -            | -        | -        | -        | -        | -         | 2         | 1         | 10         | 31                |
| Senility  | M | 44           | -            | -        | -        | -        | -        | -         | -         | -         | 1          | 43                |
|   | F | 53           | -            | -        | -        | -        | -        | -         | -         | -         | 3          | 50                |
| Other diseases                                    | M | 114          | 18           | 4        | 1        | 2        | 1        | 5         | 5         | 10        | 30         | 38                |
|   | F | 73           | 8            | 1        | 1        | -        | -        | 2         | 3         | 15        | 18         | 25                |
| Accidents and other external causes               | M | 30           | -            | 2        | 2        | 3        | 1        | 2         | 8         | 2         | 5          | 5                 |
|   | F | 7            | -            | 1        | 1        | -        | -        | -         | 2         | -         | 1          | 2                 |
| <b>All causes</b>                                 | M | <b>803</b>   | <b>23</b>    | <b>7</b> | <b>3</b> | <b>6</b> | <b>2</b> | <b>13</b> | <b>51</b> | <b>89</b> | <b>204</b> | <b>405</b>        |
|   | F | <b>659</b>   | <b>10</b>    | <b>3</b> | <b>2</b> | <b>1</b> | <b>2</b> | <b>6</b>  | <b>30</b> | <b>60</b> | <b>154</b> | <b>391</b>        |

TABLE 24 (contd.) - DEATHS IN 1967 CLASSIFIED BY PRINCIPAL GROUPS OF CAUSES, SEX AND AGE, OF RESIDENTS IN EACH COUNTY AND COUNTY BOROUGH.

| Cause of death                                    |   | Age at death |              |          |          |          |          |          |           |           |            |                   |
|---|---|--------------|--------------|----------|----------|----------|----------|----------|-----------|-----------|------------|-------------------|
|   |   | All ages     | Under 1 year | 1-4      | 5-14     | 15-24    | 25-34    | 35-44    | 45-54     | 55-64     | 65-74      | 75 years and over |
| <b>COUNTY ROSCOMMON</b>                           |   |              |              |          |          |          |          |          |           |           |            |                   |
| Tuberculosis of respiratory system                | M | 1            | -            | -        | -        | -        | 1        | -        | -         | -         | -          | -                 |
|   | F | 2            | -            | -        | -        | -        | -        | -        | 1         | -         | 1          | -                 |
| Tuberculosis, other forms                         | M | 1            | -            | -        | 1        | -        | -        | -        | -         | -         | -          | -                 |
|   | F | -            | -            | -        | -        | -        | -        | -        | -         | -         | -          | -                 |
| Other infective and parasitic diseases            | M | 1            | -            | -        | -        | -        | -        | -        | -         | -         | -          | 1                 |
|   | F | -            | -            | -        | -        | -        | -        | -        | -         | -         | -          | -                 |
| Malignant neoplasms                               | M | 51           | -            | 1        | -        | -        | 2        | 1        | 5         | 8         | 17         | 17                |
|   | F | 57           | -            | -        | 1        | -        | 1        | 3        | 4         | 10        | 17         | 21                |
| Vascular lesions affecting central nervous system | M | 53           | -            | -        | 1        | -        | -        | -        | 2         | 10        | 14         | 26                |
|   | F | 45           | -            | -        | -        | -        | 1        | -        | -         | 1         | 12         | 31                |
| Diseases of the heart                             | M | 167          | -            | -        | -        | -        | -        | -        | 7         | 17        | 47         | 96                |
|   | F | 126          | -            | -        | -        | 1        | -        | 2        | 3         | 7         | 27         | 86                |
| Other diseases of the circulatory system          | M | 15           | -            | -        | -        | -        | -        | -        | -         | 3         | 4          | 8                 |
|   | F | 20           | -            | -        | -        | -        | -        | -        | -         | 1         | 7          | 12                |
| Diseases of the respiratory system                | M | 32           | -            | -        | -        | 1        | -        | 1        | -         | 3         | 12         | 15                |
|   | F | 10           | -            | -        | -        | -        | -        | -        | 2         | -         | 3          | 5                 |
| Senility  | M | 18           | -            | -        | -        | -        | -        | -        | -         | -         | 2          | 16                |
|   | F | 13           | -            | -        | -        | -        | -        | -        | -         | -         | 1          | 12                |
| Other diseases                                    | M | 55           | 6            | 2        | -        | -        | 2        | 3        | 3         | 5         | 14         | 20                |
|   | F | 40           | 6            | 1        | 1        | 1        | -        | 2        | 1         | 6         | 7          | 15                |
| Accidents and other external causes               | M | 17           | -            | -        | 1        | -        | 1        | 3        | 1         | 2         | 3          | 6                 |
|   | F | 7            | -            | -        | 1        | 1        | 1        | -        | -         | -         | -          | 4                 |
| <b>All causes</b>                                 | M | <b>411</b>   | <b>6</b>     | <b>3</b> | <b>3</b> | <b>1</b> | <b>6</b> | <b>8</b> | <b>18</b> | <b>48</b> | <b>113</b> | <b>205</b>        |
|   | F | <b>320</b>   | <b>6</b>     | <b>1</b> | <b>3</b> | <b>3</b> | <b>3</b> | <b>7</b> | <b>11</b> | <b>25</b> | <b>75</b>  | <b>186</b>        |
| <b>COUNTY SLIGO</b>                               |   |              |              |          |          |          |          |          |           |           |            |                   |
| Tuberculosis of respiratory system                | M | 1            | -            | -        | -        | -        | -        | -        | 1         | -         | -          | -                 |
|   | F | 1            | -            | -        | -        | -        | -        | -        | -         | 1         | -          | -                 |
| Tuberculosis, other forms                         | M | -            | -            | -        | -        | -        | -        | -        | -         | -         | -          | -                 |
|   | F | -            | -            | -        | -        | -        | -        | -        | -         | -         | -          | -                 |
| Other infective and parasitic diseases            | M | 1            | 1            | -        | -        | -        | -        | -        | -         | -         | -          | -                 |
|   | F | 2            | -            | -        | -        | -        | -        | -        | -         | -         | -          | 2                 |
| Malignant neoplasms                               | M | 65           | -            | -        | 2        | -        | -        | 3        | 5         | 13        | 20         | 22                |
|   | F | 52           | -            | -        | -        | 2        | -        | 1        | 4         | 13        | 22         | 10                |
| Vascular lesions affecting central nervous system | M | 58           | -            | -        | -        | -        | 1        | 1        | 5         | 7         | 16         | 28                |
|   | F | 49           | -            | -        | -        | -        | -        | -        | 5         | 2         | 14         | 28                |
| Diseases of the heart                             | M | 124          | -            | -        | -        | -        | -        | 3        | 10        | 18        | 32         | 61                |
|   | F | 83           | -            | -        | -        | -        | -        | -        | 2         | 9         | 25         | 47                |
| Other diseases of the circulatory system          | M | 25           | -            | -        | -        | 1        | -        | -        | -         | 2         | 6          | 16                |
|   | F | 19           | -            | -        | -        | -        | -        | -        | 2         | 3         | 1          | 13                |
| Diseases of the respiratory system                | M | 21           | -            | -        | -        | -        | -        | -        | -         | 4         | 6          | 11                |
|   | F | 22           | 1            | -        | -        | -        | -        | -        | 3         | 1         | 7          | 10                |
| Senility  | M | 15           | -            | -        | -        | -        | -        | -        | -         | -         | -          | 15                |
|   | F | 18           | -            | -        | -        | -        | -        | -        | -         | -         | 1          | 17                |
| Other diseases                                    | M | 46           | 11           | 2        | -        | 1        | 1        | -        | 5         | 5         | 7          | 14                |
|   | F | 36           | 6            | -        | -        | 2        | -        | -        | 1         | 4         | 11         | 12                |
| Accidents and other external causes               | M | 9            | -            | -        | 1        | 1        | 1        | -        | 2         | -         | 2          | 2                 |
|   | F | 9            | 1            | 2        | 1        | -        | -        | 2        | -         | -         | 1          | 2                 |
| <b>All causes</b>                                 | M | <b>365</b>   | <b>12</b>    | <b>2</b> | <b>3</b> | <b>3</b> | <b>3</b> | <b>7</b> | <b>28</b> | <b>49</b> | <b>89</b>  | <b>169</b>        |
|   | F | <b>291</b>   | <b>8</b>     | <b>2</b> | <b>1</b> | <b>4</b> | <b>-</b> | <b>3</b> | <b>17</b> | <b>33</b> | <b>82</b>  | <b>141</b>        |

TABLE 24 (contd.) - DEATHS IN 1967 CLASSIFIED BY PRINCIPAL GROUPS OF CAUSES, SEX AND AGE, OF RESIDENTS IN EACH COUNTY AND COUNTY BOROUGH.

| Cause of death                                    |   | Age at death |              |          |          |          |          |           |           |           |            |                   |
|---|---|--------------|--------------|----------|----------|----------|----------|-----------|-----------|-----------|------------|-------------------|
|   |   | All ages     | Under 1 year | 1-4      | 5-14     | 15-24    | 25-34    | 35-44     | 45-54     | 55-64     | 65-74      | 75 years and over |
| <b>COUNTY CAVAN</b>                               |   |              |              |          |          |          |          |           |           |           |            |                   |
| Tuberculosis of respiratory system                | M | 2            | -            | -        | -        | -        | -        | -         | -         | -         | 2          | -                 |
|   | F | -            | -            | -        | -        | -        | -        | -         | -         | -         | -          | -                 |
| Tuberculosis, other forms                         | M | -            | -            | -        | -        | -        | -        | -         | -         | -         | -          | -                 |
|   | F | -            | -            | -        | -        | -        | -        | -         | -         | -         | -          | -                 |
| Other infective and parasitic diseases            | M | 2            | -            | -        | -        | -        | 1        | -         | 1         | -         | -          | -                 |
|   | F | -            | -            | -        | -        | -        | -        | -         | -         | -         | -          | -                 |
| Malignant neoplasms                               | M | 50           | -            | 1        | 1        | -        | -        | 1         | 7         | 12        | 11         | 17                |
|   | F | 41           | -            | 1        | -        | -        | -        | 2         | 4         | 10        | 15         | 9                 |
| Vascular lesions affecting central nervous system | M | 63           | -            | -        | -        | -        | -        | -         | -         | 6         | 26         | 31                |
|   | F | 53           | -            | -        | -        | -        | -        | -         | 1         | 2         | 12         | 38                |
| Diseases of the heart                             | M | 148          | -            | -        | -        | 1        | -        | 2         | 6         | 27        | 43         | 69                |
|   | F | 88           | -            | -        | -        | -        | -        | 2         | 5         | 9         | 18         | 54                |
| Other diseases of the circulatory system          | M | 13           | -            | -        | -        | -        | -        | -         | -         | 2         | 5          | 6                 |
|   | F | 11           | -            | -        | -        | -        | -        | -         | 1         | 2         | 2          | 6                 |
| Diseases of the respiratory system                | M | 29           | 2            | -        | -        | 1        | 1        | -         | 1         | 3         | 8          | 13                |
|   | F | 12           | 1            | -        | -        | -        | -        | 1         | -         | 3         | -          | 7                 |
| Senility  | M | 13           | -            | -        | -        | -        | -        | -         | -         | -         | -          | 13                |
|   | F | 13           | -            | -        | -        | -        | -        | -         | -         | -         | -          | 13                |
| Other diseases                                    | M | 59           | 11           | 1        | -        | -        | -        | 1         | 9         | 4         | 20         | 13                |
|   | F | 42           | 2            | -        | 1        | 1        | 1        | 1         | 3         | 6         | 11         | 16                |
| Accidents and other external causes               | M | 16           | -            | -        | 1        | 3        | -        | -         | 4         | 4         | 1          | 3                 |
|   | F | 3            | -            | -        | -        | -        | -        | -         | -         | -         | 3          | -                 |
| <b>All causes</b>                                 | M | <b>395</b>   | <b>13</b>    | <b>2</b> | <b>2</b> | <b>5</b> | <b>2</b> | <b>4</b>  | <b>28</b> | <b>58</b> | <b>116</b> | <b>165</b>        |
|   | F | <b>263</b>   | <b>3</b>     | <b>1</b> | <b>1</b> | <b>1</b> | <b>1</b> | <b>6</b>  | <b>14</b> | <b>32</b> | <b>61</b>  | <b>143</b>        |
| <b>COUNTY DONEGAL</b>                             |   |              |              |          |          |          |          |           |           |           |            |                   |
| Tuberculosis of respiratory system                | M | 5            | -            | -        | -        | 1        | -        | -         | -         | 1         | 2          | 1                 |
|   | F | 1            | -            | -        | -        | -        | -        | 1         | -         | -         | -          | -                 |
| Tuberculosis, other forms                         | M | 1            | -            | -        | -        | -        | -        | -         | -         | 1         | -          | -                 |
|   | F | 2            | -            | -        | -        | -        | -        | -         | -         | 2         | -          | -                 |
| Other infective and parasitic diseases            | M | 2            | -            | 1        | -        | -        | -        | -         | 1         | -         | -          | -                 |
|   | F | 1            | -            | -        | -        | -        | -        | -         | -         | -         | 1          | -                 |
| Malignant neoplasms                               | M | 102          | -            | 1        | -        | 3        | -        | 5         | 9         | 24        | 35         | 25                |
|   | F | 71           | -            | -        | -        | -        | 2        | 2         | 7         | 17        | 17         | 26                |
| Vascular lesions affecting central nervous        | M | 72           | -            | -        | 1        | 1        | -        | -         | 3         | 4         | 24         | 39                |
|   | F | 84           | -            | -        | -        | -        | -        | -         | 4         | 7         | 16         | 57                |
| Diseases of the heart                             | M | 240          | -            | -        | -        | -        | 1        | 5         | 10        | 31        | 78         | 115               |
|   | F | 180          | -            | -        | -        | -        | -        | 3         | 7         | 16        | 25         | 129               |
| Other diseases of the circulatory system          | M | 29           | -            | -        | -        | -        | -        | -         | 2         | 1         | 4          | 22                |
|   | F | 15           | -            | -        | -        | -        | -        | -         | 1         | 2         | 1          | 11                |
| Diseases of the respiratory system                | M | 76           | 1            | 1        | -        | -        | -        | 1         | 4         | 9         | 20         | 40                |
|   | F | 60           | 2            | 1        | -        | -        | 1        | 1         | 1         | 3         | 16         | 35                |
| Senility  | M | 25           | -            | -        | -        | -        | -        | -         | -         | -         | 1          | 24                |
|   | F | 32           | -            | -        | -        | -        | -        | -         | -         | -         | -          | 32                |
| Other diseases                                    | M | 111          | 21           | -        | -        | 2        | -        | 1         | 6         | 13        | 20         | 48                |
|   | F | 79           | 15           | -        | -        | 1        | 1        | -         | 5         | 9         | 19         | 29                |
| Accidents and other external causes               | M | 22           | -            | 1        | 1        | 2        | 1        | -         | 6         | 4         | 3          | 4                 |
|   | F | 11           | -            | 1        | 3        | 1        | -        | -         | -         | 1         | 1          | 4                 |
| <b>All causes</b>                                 | M | <b>685</b>   | <b>22</b>    | <b>4</b> | <b>2</b> | <b>9</b> | <b>2</b> | <b>12</b> | <b>41</b> | <b>88</b> | <b>187</b> | <b>318</b>        |
|   | F | <b>536</b>   | <b>17</b>    | <b>2</b> | <b>3</b> | <b>2</b> | <b>4</b> | <b>7</b>  | <b>25</b> | <b>57</b> | <b>96</b>  | <b>323</b>        |

TABLE 24 (contd.) - DEATHS IN 1967 CLASSIFIED BY PRINCIPAL GROUPS OF CAUSES, SEX AND AGE, OF RESIDENTS IN EACH COUNTY AND COUNTY BOROUGH.

| Cause of death                                    |   | Age at death |              |     |      |       |       |       |       |       |       |                   |
|---|---|--------------|--------------|-----|------|-------|-------|-------|-------|-------|-------|-------------------|
|   |   | All ages     | Under 1 year | 1-4 | 5-14 | 15-24 | 25-34 | 35-44 | 45-54 | 55-64 | 65-74 | 75 years and over |
| <b>COUNTY MONAGHAN</b>                            |   |              |              |     |      |       |       |       |       |       |       |                   |
| Tuberculosis of respiratory system                | M | -            | -            | -   | -    | -     | -     | -     | -     | -     | -     | -                 |
|   | F | -            | -            | -   | -    | -     | -     | -     | -     | -     | -     | -                 |
| Tuberculosis, other forms                         | M | -            | -            | -   | -    | -     | -     | -     | -     | -     | -     | -                 |
|   | F | -            | -            | -   | -    | -     | -     | -     | -     | -     | -     | -                 |
| Other infective and parasitic diseases            | M | 2            | 1            | -   | -    | -     | -     | -     | -     | -     | 1     | -                 |
|   | F | 3            | -            | -   | 1    | -     | -     | -     | -     | 1     | 1     | -                 |
| Malignant neoplasms                               | M | 42           | -            | -   | 1    | 1     | -     | -     | 6     | 8     | 12    | 14                |
|   | F | 40           | -            | -   | -    | -     | -     | 2     | 3     | 7     | 14    | 14                |
| Vascular lesions affecting central nervous system | M | 45           | -            | -   | -    | -     | -     | -     | 1     | 5     | 18    | 21                |
|   | F | 44           | -            | -   | -    | -     | -     | -     | 2     | 7     | 9     | 26                |
| Diseases of the heart                             | M | 126          | -            | -   | -    | 1     | -     | -     | 8     | 22    | 36    | 59                |
|   | F | 80           | -            | -   | -    | -     | -     | 1     | 5     | 8     | 18    | 48                |
| Other diseases of the circulatory system          | M | 7            | -            | -   | -    | -     | -     | -     | 2     | 2     | 1     | 2                 |
|   | F | 9            | -            | -   | -    | -     | -     | -     | -     | -     | -     | 9                 |
| Diseases of the respiratory system                | M | 25           | 1            | -   | 1    | 1     | 1     | -     | 1     | 1     | 9     | 10                |
|   | F | 18           | 2            | -   | -    | -     | -     | -     | 1     | 2     | 3     | 10                |
| Senility  | M | 2            | -            | -   | -    | -     | -     | -     | -     | -     | -     | 2                 |
|   | F | 4            | -            | -   | -    | -     | -     | -     | -     | -     | -     | 4                 |
| Other diseases                                    | M | 29           | 9            | 1   | 1    | 1     | -     | 1     | -     | 1     | 6     | 9                 |
|   | F | 28           | 9            | -   | -    | 1     | 1     | -     | -     | 3     | 7     | 7                 |
| Accidents and other external causes               | M | 14           | 1            | 2   | 2    | 2     | 3     | -     | 1     | 1     | 2     | -                 |
|   | F | 7            | 1            | -   | -    | -     | -     | -     | -     | -     | 1     | 5                 |
| All causes  | M | 292          | 12           | 3   | 5    | 6     | 4     | 1     | 19    | 40    | 85    | 117               |
|   | F | 233          | 12           | -   | 1    | 1     | 1     | 3     | 11    | 28    | 53    | 123               |

TABLE 25 - INFANT MORTALITY - DEATHS AT AGES UNDER 4 WEEKS, 4 WEEKS AND UNDER ONE YEAR IN 1967, CLASSIFIED BY SEX AND CAUSE ASSIGNED TO THE PRINCIPAL TOWNS, OTHER URBAN DISTRICTS AND RURAL DISTRICTS.

| International List Nos. | Cause of death  | Sex | Total         |                          | Dublin Co. Boro' and Dun Laoghaire Borough |                          | Other County Boroughs |                          | Remaining Principal Towns |                          | Other Urban Districts |                          | All Rural Districts |                          |
|-------------------------|---|-----|---------------|--------------------------|--|--------------------------|-----------------------|--------------------------|---------------------------|--------------------------|-----------------------|--------------------------|---------------------|--------------------------|
|                         |   |     | Under 4 weeks | 4 weeks and under 1 year | Under 4 weeks                              | 4 weeks and under 1 year | Under 4 weeks         | 4 weeks and under 1 year | Under 4 weeks             | 4 weeks and under 1 year | Under 4 weeks         | 4 weeks and under 1 year | Under 4 weeks       | 4 weeks and under 1 year |
|                         |   | M   | 559           | 301                      | 141  | 91                       | 55                    | 31                       | 24                        | 5                        | 33                    | 14                       | 306                 | 160                      |
|                         |   | F   | 421           | 217                      | 97   | 85                       | 39                    | 17                       | 14                        | 9                        | 29                    | 6                        | 242                 | 100                      |
| 010                     | Tuberculosis of meninges and central nervous system       | M   | -             | -                        | -  | -                        | -                     | -                        | -                         | -                        | -                     | -                        | -                   | -                        |
|                         |   | F   | -             | -                        | -  | -                        | -                     | -                        | -                         | -                        | -                     | -                        | -                   | -                        |
| 001-008                 | Tuberculosis, other forms                                 | M   | -             | -                        | -  | -                        | -                     | -                        | -                         | -                        | -                     | -                        | -                   | -                        |
| 011-019                 |   | F   | -             | 1                        | -  | -                        | -                     | -                        | -                         | -                        | -                     | -                        | -                   | 1                        |
| 020-029                 | Syphilis and its sequelae                                 | M   | -             | -                        | -  | -                        | -                     | -                        | -                         | -                        | -                     | -                        | -                   | -                        |
|                         |   | F   | -             | -                        | -  | -                        | -                     | -                        | -                         | -                        | -                     | -                        | -                   | -                        |
| 056                     | Whooping cough  | M   | -             | 3                        | -  | -                        | -                     | -                        | -                         | -                        | -                     | -                        | -                   | 3                        |
|                         |   | F   | -             | 3                        | -  | 1                        | -                     | 1                        | -                         | -                        | -                     | -                        | -                   | 1                        |
| 030-055                 | Other infective and parasitic diseases                    | M   | -             | 6                        | -  | 2                        | -                     | 1                        | -                         | -                        | -                     | -                        | -                   | 3                        |
| 057-138                 |   | F   | -             | 5                        | -  | 2                        | -                     | 1                        | -                         | 1                        | -                     | -                        | -                   | 1                        |
| 340                     | Meningitis except meningococcal and tuberculous           | M   | 2             | 5                        | -  | -                        | -                     | 1                        | -                         | -                        | -                     | -                        | 2                   | 4                        |
|                         |   | F   | -             | 3                        | -  | 1                        | -                     | -                        | -                         | -                        | -                     | -                        | -                   | 2                        |
| 330-334                 | Other diseases of the nervous system                      | M   | -             | 3                        | -  | -                        | -                     | 1                        | -                         | -                        | -                     | 1                        | -                   | 1                        |
| 341-398                 |   | F   | -             | 3                        | -  | -                        | -                     | 1                        | -                         | -                        | -                     | -                        | -                   | 2                        |
| 480-483                 | Influenza   | M   | -             | 2                        | -  | -                        | -                     | -                        | -                         | -                        | -                     | -                        | -                   | 2                        |
|                         |   | F   | -             | 2                        | -  | -                        | -                     | -                        | -                         | -                        | -                     | -                        | -                   | 2                        |
| 490-493                 | Pneumonia   | M   | -             | 77                       | -  | 31                       | -                     | 4                        | -                         | 3                        | -                     | 4                        | -                   | 35                       |
|                         |   | F   | -             | 54                       | -  | 19                       | -                     | 1                        | -                         | 2                        | -                     | 2                        | -                   | 30                       |
| 500-502                 | Bronchitis  | M   | -             | 3                        | -  | 1                        | -                     | -                        | -                         | -                        | -                     | 1                        | -                   | 1                        |
|                         |   | F   | -             | 1                        | -  | -                        | -                     | -                        | -                         | -                        | -                     | -                        | -                   | 1                        |
| 470-475                 | Other diseases of the respiratory system                  | M   | -             | 5                        | -  | 1                        | -                     | 1                        | -                         | -                        | -                     | -                        | -                   | 3                        |
| 510-527                 |   | F   | 1             | 1                        | -  | 1                        | -                     | -                        | 1                         | -                        | -                     | -                        | -                   | -                        |
| 571,764                 | Gastro-enteritis and colitis and diarrhoea of newborn     | M   | 17            | 70                       | 3  | 26                       | 2                     | 9                        | -                         | -                        | 1                     | 1                        | 11                  | 34                       |
|                         |   | F   | 9             | 44                       | 3  | 21                       | -                     | 5                        | -                         | 1                        | -                     | 1                        | 6                   | 16                       |
| 530-570                 | Other diseases of the digestive system                    | M   | 3             | 1                        | -  | 1                        | 1                     | -                        | -                         | -                        | -                     | -                        | 2                   | -                        |
| 572, 587                |   | F   | 1             | 2                        | -  | -                        | -                     | -                        | -                         | 1                        | -                     | -                        | 1                   | 1                        |
| 750-759                 | Congenital malformations                                  | M   | 135           | 78                       | 33   | 17                       | 13                    | 8                        | 3                         | 2                        | 8                     | 5                        | 78                  | 46                       |
|                         |   | F   | 122           | 68                       | 38   | 29                       | 12                    | 5                        | 3                         | 4                        | 6                     | 2                        | 63                  | 28                       |
| 760-761                 | Birth injuries  | M   | 53            | 1                        | 10   | -                        | 10                    | 1                        | 3                         | -                        | 2                     | -                        | 28                  | -                        |
|                         |   | F   | 46            | 3                        | 10   | 1                        | 6                     | 1                        | 2                         | -                        | 2                     | -                        | 26                  | 1                        |
| 762                     | Post-natal asphyxia and atelectasis                       | M   | 125           | 3                        | 30   | 2                        | 12                    | -                        | 8                         | -                        | 8                     | -                        | 67                  | 1                        |
|                         |   | F   | 81            | 2                        | 16   | 2                        | 9                     | -                        | 4                         | -                        | 6                     | -                        | 46                  | -                        |
| 763                     | Pneumonia of newborn                                      | M   | 25            | -                        | 9  | -                        | 2                     | -                        | 2                         | -                        | -                     | -                        | 12                  | -                        |
|                         |   | F   | 28            | -                        | 3  | -                        | 1                     | -                        | 1                         | -                        | -                     | -                        | 23                  | -                        |
| 765-768                 | Other infections of newborn                               | M   | 4             | 1                        | -  | -                        | -                     | 1                        | -                         | -                        | -                     | -                        | 4                   | -                        |
|                         |   | F   | 1             | -                        | -  | -                        | 1                     | -                        | -                         | -                        | -                     | -                        | -                   | -                        |
|                         | Other and ill-defined diseases of early infancy:          |     |               |                          |  |                          |                       |                          |                           |                          |                       |                          |                     |                          |
| 769.0-773.0             | Without mention of immaturity                             | M   | 34            | 3                        | 11   | 1                        | 2                     | -                        | 3                         | -                        | 1                     | -                        | 17                  | 2                        |
|                         |   | F   | 25            | -                        | 4  | -                        | 4                     | -                        | 1                         | -                        | 2                     | -                        | 14                  | -                        |
| 773.5                   | With mention of immaturity                                | M   | 35            | 1                        | 12   | -                        | 2                     | -                        | 2                         | -                        | 3                     | -                        | 16                  | 1                        |
|                         |   | F   | 18            | 1                        | 1  | -                        | 1                     | -                        | 1                         | -                        | 1                     | -                        | 14                  | 1                        |
| 774                     | Immaturity with mention of any other subsidiary condition | M   | -             | -                        | -  | -                        | -                     | -                        | -                         | -                        | -                     | -                        | -                   | -                        |
|                         |   | F   | -             | -                        | -  | -                        | -                     | -                        | -                         | -                        | -                     | -                        | -                   | -                        |
| 776                     | Immaturity unqualified                                    | M   | 116           | 2                        | 30   | -                        | 11                    | 1                        | 3                         | -                        | 10                    | -                        | 62                  | 1                        |
|                         |   | F   | 73            | -                        | 18   | -                        | 3                     | -                        | 1                         | -                        | 11                    | -                        | 40                  | -                        |
| 780.2                   | Convulsions   | M   | -             | 1                        | -  | -                        | -                     | -                        | -                         | -                        | -                     | -                        | -                   | 1                        |
|                         |   | F   | -             | -                        | -  | -                        | -                     | -                        | -                         | -                        | -                     | -                        | -                   | -                        |
|                         | Other causes  | M   | 10            | 36                       | 3  | 9                        | -                     | 3                        | -                         | -                        | -                     | 2                        | 7                   | 22                       |
|                         |   | F   | 16            | 24                       | 4  | 8                        | 2                     | 2                        | -                         | -                        | 1                     | 1                        | 9                   | 13                       |

TABLE 26 - INFANT MORTALITY DEATHS UNDER ONE YEAR IN 1967

| Detailed International List Nos. | Cause of death  |   | Total under 1 year | Under 30 mins. | 30 mins. and under 1 day | Total under 1 day | Days |    |    |    |    |   |
|----------------------------------|---|---|--------------------|----------------|--------------------------|-------------------|------|----|----|----|----|---|
|                                  |   |   |                    |                |                          |                   | 1    | 2  | 3  | 4  | 5  | 6 |
|                                  | All causes  | M | 860                | 44             | 202                      | 246               | 79   | 63 | 20 | 11 | 12 | 9 |
|                                  |   | F | 638                | 36             | 164                      | 200               | 54   | 31 | 20 | 12 | 10 | 7 |
| 010                              | Tuberculosis of meninges and central nervous system                     | M | -                  | -              | -                        | -                 | -    | -  | -  | -  | -  | - |
|                                  |   | F | -                  | -              | -                        | -                 | -    | -  | -  | -  | -  | - |
| 001-008, 011-019                 | Tuberculosis, other forms   | M | -                  | -              | -                        | -                 | -    | -  | -  | -  | -  | - |
|                                  |   | F | 1                  | -              | -                        | -                 | -    | -  | -  | -  | -  | - |
| 020-029                          | Syphilis and its sequelae   | M | -                  | -              | -                        | -                 | -    | -  | -  | -  | -  | - |
|                                  |   | F | -                  | -              | -                        | -                 | -    | -  | -  | -  | -  | - |
| 056                              | Whooping cough  | M | 3                  | -              | -                        | -                 | -    | -  | -  | -  | -  | - |
|                                  |   | F | 3                  | -              | -                        | -                 | -    | -  | -  | -  | -  | - |
| 030-055, 057-138                 | Other infective and parasitic diseases                                  | M | 6                  | -              | -                        | -                 | -    | -  | -  | -  | -  | - |
|                                  |   | F | 5                  | -              | -                        | -                 | -    | -  | -  | -  | -  | - |
| 340                              | Meningitis, except meningococcal and tuberculous                        | M | 7                  | -              | -                        | -                 | -    | -  | -  | -  | -  | - |
|                                  |   | F | 3                  | -              | -                        | -                 | -    | -  | -  | -  | -  | - |
| 330-334, 341-398                 | Other diseases of the nervous system and sense organs                   | M | 3                  | -              | -                        | -                 | -    | -  | -  | -  | -  | - |
|                                  |   | F | 3                  | -              | -                        | -                 | -    | -  | -  | -  | -  | - |
| 480-483                          | Influenza   | M | 2                  | -              | -                        | -                 | -    | -  | -  | -  | -  | - |
|                                  |   | F | 2                  | -              | -                        | -                 | -    | -  | -  | -  | -  | - |
| 490-493                          | Pneumonia   | M | 77                 | -              | -                        | -                 | -    | -  | -  | -  | -  | - |
|                                  |   | F | 54                 | -              | -                        | -                 | -    | -  | -  | -  | -  | - |
| 500-502                          | Bronchitis  | M | 3                  | -              | -                        | -                 | -    | -  | -  | -  | -  | - |
|                                  |   | F | 1                  | -              | -                        | -                 | -    | -  | -  | -  | -  | - |
| 470-475, 510-527                 | Other diseases of the respiratory system                                | M | 5                  | -              | -                        | -                 | -    | -  | -  | -  | -  | - |
|                                  |   | F | 2                  | -              | -                        | -                 | -    | -  | -  | -  | -  | - |
| 571,764                          | Gastro-enteritis, colitis and diarrhoea of newborn                      | M | 87                 | -              | -                        | -                 | -    | -  | -  | 1  | -  | - |
|                                  |   | F | 53                 | -              | -                        | -                 | -    | -  | -  | -  | -  | 1 |
| 530-570, 572-587                 | Other diseases of the digestive system                                  | M | 4                  | -              | 1                        | 1                 | 1    | -  | -  | -  | -  | - |
|                                  |   | F | 3                  | -              | 1                        | 1                 | -    | -  | -  | -  | -  | - |
| 750                              | Congenital malformations:- Monstrosity                                  | M | 13                 | 6              | 5                        | 11                | -    | -  | 1  | -  | -  | - |
|                                  |   | F | 29                 | 10             | 12                       | 22                | 5    | 1  | -  | -  | -  | - |
| 751                              | Spina bifida and meningocele  | M | 26                 | 2              | 4                        | 6                 | 1    | 3  | -  | -  | -  | 1 |
|                                  |   | F | 42                 | 3              | 5                        | 8                 | 4    | 3  | 1  | -  | 1  | - |
| 752                              | Congenital hydrocephalus  | M | 19                 | 1              | -                        | 1                 | 1    | 1  | -  | -  | -  | - |
|                                  |   | F | 17                 | 2              | 3                        | 5                 | -    | 1  | -  | -  | -  | - |
| 753                              | Other congenital malformations of nervous system and sense organs       | M | 5                  | -              | 1                        | 1                 | -    | -  | -  | -  | -  | - |
|                                  |   | F | 2                  | -              | 1                        | 1                 | -    | -  | -  | -  | -  | - |
| 754                              | Congenital malformations of circulatory system                          | M | 86                 | -              | 4                        | 4                 | 2    | 12 | 1  | 2  | 4  | 3 |
|                                  |   | F | 57                 | 1              | 5                        | 6                 | 1    | 2  | 1  | 1  | 1  | 1 |
| 755                              | Cleft palate and hairlip  | M | -                  | -              | -                        | -                 | -    | -  | -  | -  | -  | - |
|                                  |   | F | 2                  | -              | 1                        | 1                 | -    | -  | -  | -  | -  | - |
| 756                              | Congenital malformations of digestive system                            | M | 28                 | 1              | 1                        | 2                 | 1    | 1  | -  | -  | 1  | 1 |
|                                  |   | F | 19                 | -              | 1                        | 1                 | -    | -  | -  | 2  | 2  | 1 |
| 757                              | Congenital malformations of genito-urinary system                       | M | 12                 | -              | 4                        | 4                 | 1    | -  | -  | -  | -  | - |
|                                  |   | F | 8                  | 1              | -                        | 1                 | -    | -  | 1  | -  | -  | - |
| 758                              | Congenital malformations of bone and joint                              | M | 4                  | -              | 1                        | 1                 | 1    | 1  | -  | -  | -  | - |
|                                  |   | F | 3                  | -              | 2                        | 2                 | -    | -  | -  | 1  | -  | - |
| 759                              | Other and unspecified congenital malformations                          | M | 20                 | 1              | 6                        | 7                 | 2    | 1  | -  | 1  | -  | 1 |
|                                  |   | F | 11                 | -              | 3                        | 3                 | 2    | -  | 1  | -  | -  | - |
| 760.0                            | Intracranial and spinal injury at birth:- Without mention of immaturity | M | 25                 | -              | 10 <sup>1</sup>          | 10                | 6    | 5  | 2  | -  | -  | - |
|                                  |   | F | 29                 | -              | 6                        | 6                 | 5    | 5  | 3  | 2  | 1  | 1 |
| 760.5                            | With immaturity   | M | 8                  | 1              | 3                        | 4                 | -    | 1  | -  | -  | -  | - |
|                                  |   | F | 7                  | 1              | 1                        | 2                 | 1    | 1  | -  | 2  | -  | - |
| 761.0                            | Other birth injury:- Without mention of immaturity                      | M | 13                 | 6              | 2                        | 8                 | -    | 2  | 1  | -  | -  | - |
|                                  |   | F | 5                  | 2              | 1                        | 3                 | -    | 1  | 1  | -  | -  | - |
| 761.5                            | With immaturity   | M | 8                  | -              | 3                        | 3                 | 4    | 1  | -  | -  | -  | - |
|                                  |   | F | 8                  | 1              | 5                        | 6                 | 1    | -  | -  | -  | 1  | - |





TABLE 26 (contd.) - INFANT MORTALITY DEATHS UNDER ONE YEAR IN 1967

| Detailed International List Nos. | Cause of death   |   | Total under 1 year | Under 30 mins. | 30 mins. and under 1 day | Total under 1 day | Days |    |   |   |   |   |
|----------------------------------|--|---|--------------------|----------------|--------------------------|-------------------|------|----|---|---|---|---|
|                                  |  |   |                    |                |                          |                   | 1    | 2  | 3 | 4 | 5 | 6 |
| 762.0                            | Post-natal asphyxia and atelectasis:-<br>Without mention of immaturity   | M | 68                 | 5              | 31                       | 36                | 15   | 6  | 2 | - | 1 | 1 |
|                                  |  | F | 42                 | 6              | 19                       | 25                | 8    | 2  | 2 | - | - | 1 |
| 762.5                            | With immaturity  | M | 60                 | 1              | 33                       | 34                | 16   | 1  | 2 | 1 | 2 | 2 |
|                                  |  | F | 41                 | 1              | 25                       | 26                | 11   | -  | 1 | 1 | 2 | - |
| 763.0                            | Pneumonia of newborn:-<br>Without mention of immaturity  | M | 19                 | -              | 2                        | 2                 | -    | 2  | 1 | 2 | 3 | - |
|                                  |  | F | 25                 | -              | -                        | -                 | 1    | 3  | 1 | 2 | - | 2 |
| 763.5                            | With immaturity  | M | 6                  | -              | 1                        | 1                 | 1    | -  | - | - | - | - |
|                                  |  | F | 3                  | -              | -                        | -                 | 1    | 1  | - | - | - | - |
| 765.0                            | Ophthalmia neonatorum:-<br>Without mention of immaturity   | M | -                  | -              | -                        | -                 | -    | -  | - | - | - | - |
|                                  |  | F | -                  | -              | -                        | -                 | -    | -  | - | - | - | - |
| 765.5                            | With immaturity  | M | -                  | -              | -                        | -                 | -    | -  | - | - | - | - |
|                                  |  | F | -                  | -              | -                        | -                 | -    | -  | - | - | - | - |
| 766.0                            | Pemphigus neonatorum:-<br>Without mention of immaturity  | M | -                  | -              | -                        | -                 | -    | -  | - | - | - | - |
|                                  |  | F | -                  | -              | -                        | -                 | -    | -  | - | - | - | - |
| 766.5                            | With immaturity  | M | -                  | -              | -                        | -                 | -    | -  | - | - | - | - |
|                                  |  | F | -                  | -              | -                        | -                 | -    | -  | - | - | - | - |
| 767.0                            | Umbilical sepsis:-<br>Without mention of immaturity  | M | 1                  | -              | -                        | -                 | -    | -  | - | - | - | - |
|                                  |  | F | -                  | -              | -                        | -                 | -    | -  | - | - | - | - |
| 767.5                            | With immaturity  | M | -                  | -              | -                        | -                 | -    | -  | - | - | - | - |
|                                  |  | F | -                  | -              | -                        | -                 | -    | -  | - | - | - | - |
| 768.0                            | Other sepsis of newborn:-<br>Without mention of immaturity   | M | 2                  | -              | -                        | -                 | -    | -  | - | - | - | - |
|                                  |  | F | 1                  | -              | -                        | -                 | -    | -  | - | - | - | - |
| 768.5                            | With immaturity  | M | 2                  | -              | -                        | -                 | -    | -  | - | - | - | - |
|                                  |  | F | -                  | -              | -                        | -                 | -    | -  | - | - | - | - |
| 769.0-769.4                      | Neonatal disorders arising from certain diseases of the mother during pregnancy:-<br>Without mention of immaturity | M | 1                  | -              | -                        | -                 | -    | -  | - | - | - | - |
|                                  |  | F | 1                  | -              | -                        | -                 | -    | -  | 1 | - | - | - |
| 769.5-769.9                      | With immaturity  | M | 4                  | 2              | 1                        | 3                 | -    | -  | 1 | - | - | - |
|                                  |  | F | 5                  | -              | 4                        | 4                 | -    | -  | 1 | - | - | - |
| 770.0-770.2                      | Haemolytic disease of newborn (erythroblastosis):-<br>Without mention of immaturity                                | M | 16                 | 2              | 6                        | 8                 | 4    | 3  | - | 1 | - | - |
|                                  |  | F | 10                 | 1              | 4                        | 5                 | 2    | -  | 2 | - | - | - |
| 770.5                            | With immaturity  | M | 6                  | 1              | 3                        | 4                 | -    | -  | - | - | - | - |
|                                  |  | F | 3                  | -              | 3                        | 3                 | -    | -  | - | - | - | - |
| 771.0                            | Haemorrhagic disease of newborn:-<br>Without mention of immaturity   | M | 7                  | 2              | -                        | 2                 | 1    | -  | 1 | 1 | - | - |
|                                  |  | F | 3                  | -              | 2                        | 2                 | -    | -  | - | - | - | - |
| 771.5                            | With immaturity  | M | 3                  | -              | 2                        | 2                 | -    | 1  | - | - | - | - |
|                                  |  | F | 2                  | -              | -                        | -                 | 1    | 1  | - | - | - | - |
| 773.0                            | Ill-defined diseases of early infancy:-<br>Without mention of immaturity   | M | 13                 | -              | 5                        | 5                 | 4    | 2  | - | - | - | - |
|                                  |  | F | 11                 | -              | 4                        | 4                 | 1    | 1  | - | 1 | 1 | - |
| 773.5                            | With immaturity  | M | 23                 | -              | 14                       | 14                | 3    | 3  | 1 | - | - | - |
|                                  |  | F | 9                  | -              | 7                        | 7                 | 1    | -  | - | - | - | - |
| 776                              | Immaturity unqualified   | M | 118                | 12             | 56                       | 68                | 15   | 17 | 5 | 2 | 1 | - |
|                                  |  | F | 73                 | 1              | 48                       | 49                | 9    | 8  | 4 | - | - | - |
| 780.2                            | Convulsions  | M | 1                  | -              | -                        | -                 | -    | -  | - | - | - | - |
|                                  |  | F | -                  | -              | -                        | -                 | -    | -  | - | - | - | - |
|                                  | Other causes   | M | 46                 | 1              | 3                        | 4                 | -    | -  | 2 | - | - | - |
|                                  |  | F | 40                 | 6              | 1                        | 7                 | -    | 1  | - | - | 1 | - |

## CLASSIFIED BY SEX, AGE AND CAUSE (INTERNATIONAL DETAILED LIST).

| Total under 7 days | 7-13 | 14-20 | 21-27 | Total under 4 weeks | Months                     |   |    |   |   |   |   |   |   |    |    | Detailed International List Nos. |
|--------------------|------|-------|-------|---------------------|----------------------------|---|----|---|---|---|---|---|---|----|----|----------------------------------|
|                    |      |       |       |                     | 4 weeks and under 2 months | 2 | 3  | 4 | 5 | 6 | 7 | 8 | 9 | 10 | 11 |                                  |
| 61                 | 1    | 1     | 2     | 65                  | -                          | - | 1  | 1 | - | - | - | - | 1 | -  | -  | 762.0                            |
| 38                 | 1    | 1     | -     | 40                  | -                          | - | -  | 2 | - | - | - | - | - | -  | -  | 762.5                            |
| 58                 | 2    | -     | -     | 60                  | -                          | - | -  | - | - | - | - | - | - | -  | -  | 762.5                            |
| 41                 | -    | -     | -     | 41                  | -                          | - | -  | - | - | - | - | - | - | -  | -  | 763.0                            |
| 10                 | 6    | 2     | 1     | 19                  | -                          | - | -  | - | - | - | - | - | - | -  | -  | 763.0                            |
| 9                  | 7    | 7     | 2     | 25                  | -                          | - | -  | - | - | - | - | - | - | -  | -  | 763.5                            |
| 2                  | 1    | 2     | 1     | 6                   | -                          | - | -  | - | - | - | - | - | - | -  | -  | 763.5                            |
| 2                  | -    | -     | 1     | 3                   | -                          | - | -  | - | - | - | - | - | - | -  | -  | 765.0                            |
| -                  | -    | -     | -     | -                   | -                          | - | -  | - | - | - | - | - | - | -  | -  | 765.5                            |
| -                  | -    | -     | -     | -                   | -                          | - | -  | - | - | - | - | - | - | -  | -  | 766.0                            |
| -                  | -    | -     | -     | -                   | -                          | - | -  | - | - | - | - | - | - | -  | -  | 766.5                            |
| -                  | -    | -     | -     | -                   | -                          | - | -  | - | - | - | - | - | - | -  | -  | 767.0                            |
| -                  | -    | -     | 1     | 1                   | -                          | - | -  | - | - | - | - | - | - | -  | -  | 767.5                            |
| -                  | -    | -     | -     | -                   | -                          | - | -  | - | - | - | - | - | - | -  | -  | 768.0                            |
| -                  | 1    | 1     | -     | 1                   | -                          | - | 1  | - | - | - | - | - | - | -  | -  | 768.5                            |
| -                  | -    | 1     | 1     | 2                   | -                          | - | -  | - | - | - | - | - | - | -  | -  | 769.0-769.4                      |
| 1                  | -    | -     | -     | 1                   | -                          | - | -  | - | - | - | - | 1 | - | -  | -  | 769.5-769.9                      |
| 4                  | -    | -     | -     | 4                   | -                          | - | -  | - | - | - | - | - | - | -  | -  | 770.0-770.2                      |
| 5                  | -    | -     | -     | 5                   | -                          | - | -  | - | - | - | - | - | - | -  | -  | 770.5-770.7                      |
| 16                 | -    | -     | -     | 16                  | -                          | - | -  | - | - | - | - | - | - | -  | -  | 771.0                            |
| 9                  | 1    | -     | -     | 10                  | -                          | - | -  | - | - | - | - | - | - | -  | -  | 771.5                            |
| 4                  | 2    | -     | -     | 6                   | -                          | - | -  | - | - | - | - | - | - | -  | -  | 773.0                            |
| 3                  | -    | -     | -     | 3                   | -                          | - | -  | - | - | - | - | - | - | -  | -  | 773.5                            |
| 5                  | -    | -     | 1     | 6                   | 1                          | - | -  | - | - | - | - | - | - | -  | -  | 776                              |
| 2                  | 1    | -     | -     | 3                   | -                          | - | -  | - | - | - | - | - | - | -  | -  | 780.2                            |
| 3                  | -    | -     | -     | 3                   | -                          | - | -  | - | - | - | - | - | - | -  | -  | 773.0                            |
| 2                  | -    | -     | -     | 2                   | -                          | - | -  | - | - | - | - | - | - | -  | -  | 773.5                            |
| 11                 | -    | 1     | -     | 12                  | 1                          | - | -  | - | - | - | - | - | - | -  | -  | 776                              |
| 8                  | 3    | -     | -     | 11                  | -                          | - | -  | - | - | - | - | - | - | -  | -  | 780.2                            |
| 21                 | -    | 1     | -     | 22                  | 1                          | - | -  | - | - | - | - | - | - | -  | -  | 776                              |
| 8                  | -    | -     | -     | 8                   | 1                          | - | -  | - | - | - | - | - | - | -  | -  | 780.2                            |
| 108                | 3    | 4     | 1     | 116                 | 2                          | - | -  | - | - | - | - | - | - | -  | -  | 776                              |
| 70                 | -    | 1     | 2     | 73                  | -                          | - | -  | - | - | - | - | - | - | -  | -  | 780.2                            |
| -                  | -    | -     | -     | -                   | -                          | - | -  | - | - | 1 | - | - | - | -  | -  | 780.2                            |
| -                  | -    | -     | -     | -                   | -                          | - | -  | - | - | - | - | - | - | -  | -  | 780.2                            |
| 6                  | 1    | 2     | 1     | 10                  | 6                          | 7 | 10 | 4 | 1 | 3 | 2 | - | 2 | -  | 1  | 776                              |
| 9                  | 3    | -     | 4     | 16                  | 6                          | 5 | 3  | 4 | 1 | 2 | - | 2 | - | 1  | -  | 780.2                            |

TABLE 27 - INFANT MORTALITY - DEATHS OF ILLEGITIMATE INFANTS IN 1967 CLASSIFIED BY SEX, AGE AND CAUSE.

| Inter-national<br>List<br>Nos. | Cause of death  | Total<br>under<br>1<br>year | Days              |                     |                      | Total<br>under<br>4<br>weeks | Months                           |                                   |                                    |
|--------------------------------|---|-----------------------------|-------------------|---------------------|----------------------|------------------------------|----------------------------------|-----------------------------------|------------------------------------|
|                                |   |                             | Under<br>1<br>day | 1 and<br>under<br>7 | 7 and<br>under<br>28 |                              | 4 weeks<br>and under<br>3 months | 3 months<br>and under<br>6 months | 6 months<br>and under<br>12 months |
|                                | All causes  | M 23<br>F 27                | 6<br>7            | -<br>4              | 2<br>2               | 8<br>13                      | 5<br>6                           | 4<br>5                            | 6<br>3                             |
| 010                            | Tuberculosis of meninges<br>and central nervous system          | M -<br>F -                  | -                 | -                   | -                    | -                            | -                                | -                                 | -                                  |
| 001-008<br>011-019             | Tuberculosis, other forms                                       | M -<br>F -                  | -                 | -                   | -                    | -                            | -                                | -                                 | -                                  |
| 020-029                        | Syphilis and its sequelae                                       | M -<br>F -                  | -                 | -                   | -                    | -                            | -                                | -                                 | -                                  |
| 056                            | Whooping cough  | M -<br>F -                  | -                 | -                   | -                    | -                            | -                                | -                                 | -                                  |
| 030-055<br>057-138             | Other infective and parasitic<br>diseases                       | M 1<br>F -                  | -                 | -                   | -                    | -                            | -                                | -                                 | 1                                  |
| 340                            | Meningitis except meningo-<br>coccal and tuberculous            | M -<br>F -                  | -                 | -                   | -                    | -                            | -                                | -                                 | -                                  |
| 330-334<br>341-398             | Other diseases of the<br>nervous system and sense<br>organs     | M -<br>F -                  | -                 | -                   | -                    | -                            | -                                | -                                 | -                                  |
| 480-483                        | Influenza   | M 1<br>F 2                  | -                 | -                   | -                    | -                            | -                                | -                                 | 1<br>2                             |
| 490-493                        | Pneumonia   | M 4<br>F 5                  | -                 | -                   | -                    | -                            | 2<br>1                           | 1<br>3                            | 1<br>1                             |
| 500-502                        | Bronchitis  | M -<br>F -                  | -                 | -                   | -                    | -                            | -                                | -                                 | -                                  |
| 470-475<br>510-527             | Other diseases of the<br>respiratory system                     | M -<br>F -                  | -                 | -                   | -                    | -                            | -                                | -                                 | -                                  |
| 571,764                        | Gastro-enteritis, colitis<br>and diarrhoea of newborn           | M 4<br>F 5                  | -                 | -                   | 1                    | 1                            | 1<br>4                           | 2<br>1                            | -                                  |
| 530-570<br>572-587             | Other diseases of the<br>digestive system                       | M -<br>F -                  | -                 | -                   | -                    | -                            | -                                | -                                 | -                                  |
| 750-759                        | Congenital malformations  | M 7<br>F 6                  | -                 | -                   | 1<br>1               | 1<br>5                       | 2<br>-                           | 1<br>1                            | 3<br>-                             |
| 760,761                        | Birth injuries  | M 1<br>F 1                  | 1<br>-            | -                   | -                    | 1<br>-                       | -<br>1                           | -                                 | -                                  |
| 762                            | Post-natal asphyxia and<br>atelectasis                          | M 1<br>F 2                  | 1<br>1            | -<br>1              | -                    | 1<br>2                       | -                                | -                                 | -                                  |
| 763                            | Pneumonia of newborn  | M -<br>F -                  | -                 | -                   | -                    | -                            | -                                | -                                 | -                                  |
| 765-768                        | Other infections of newborn                                     | M -<br>F -                  | -                 | -                   | -                    | -                            | -                                | -                                 | -                                  |
|                                | Other and ill-defined diseases<br>of early infancy:-            |                             |                   |                     |                      |                              |                                  |                                   |                                    |
| 769.0-<br>773.0                | Without mention of<br>immaturity                                | M 1<br>F -                  | 1<br>-            | -                   | -                    | 1<br>-                       | -                                | -                                 | -                                  |
| 769.5-<br>773.5                | With mention of<br>immaturity                                   | M -<br>F 1                  | -<br>1            | -                   | -                    | -<br>1                       | -                                | -                                 | -                                  |
| 774                            | Immaturity with mention of<br>any other subsidiary<br>condition | M -<br>F -                  | -                 | -                   | -                    | -                            | -                                | -                                 | -                                  |
| 776                            | Immaturity unqualified  | M 2<br>F 2                  | 2<br>1            | -                   | 1                    | 2                            | -                                | -                                 | -                                  |
| 780.2                          | Convulsions   | M 1<br>F -                  | 1<br>-            | -                   | -                    | 1<br>-                       | -                                | -                                 | -                                  |
|                                | Other causes  | M -<br>F 3                  | -<br>3            | -                   | -                    | -<br>3                       | -                                | -                                 | -                                  |

TABLE 28 - INFANT MORTALITY - DEATHS AT AGES UNDER 4 WEEKS AND 4 WEEKS AND UNDER ONE YEAR IN 1967, CLASSIFIED BY SEX AND CAUSE, ASSIGNED TO EACH COUNTY AND COUNTY BOROUGH.

| Detailed International List Nos. | Cause of death  |   | TOTAL         |                          | LEINSTER      |                          | MUNSTER       |                          | CONNACHT      |                          | ULSTER (part of) |                          |
|----------------------------------|---|---|---------------|--------------------------|---------------|--------------------------|---------------|--------------------------|---------------|--------------------------|------------------|--------------------------|
|                                  |   |   | Under 4 weeks | 4 weeks and under 1 year | Under 4 weeks | 4 weeks and under 1 year | Under 4 weeks | 4 weeks and under 1 year | Under 4 weeks | 4 weeks and under 1 year | Under 4 weeks    | 4 weeks and under 1 year |
|                                  |   |   |               |                          |               |                          |               |                          |               |                          |                  |                          |
|                                  | All causes  | M | 559           | 301                      | 292           | 178                      | 179           | 84                       | 54            | 26                       | 34               | 13                       |
|                                  |   | F | 421           | 217                      | 223           | 148                      | 140           | 42                       | 36            | 17                       | 22               | 10                       |
| 010                              | Tuberculosis of meninges and central nervous system       | M | -             | -                        | -             | -                        | -             | -                        | -             | -                        | -                | -                        |
|                                  |   | F | -             | -                        | -             | -                        | -             | -                        | -             | -                        | -                | -                        |
| 001-008<br>011-019               | Tuberculosis, other forms                                 | M | -             | -                        | -             | -                        | -             | -                        | -             | -                        | -                | -                        |
|                                  |   | F | -             | 1                        | -             | 1                        | -             | -                        | -             | -                        | -                | -                        |
| 020-029                          | Syphilis and its sequelae                                 | M | -             | -                        | -             | -                        | -             | -                        | -             | -                        | -                | -                        |
|                                  |   | F | -             | -                        | -             | -                        | -             | -                        | -             | -                        | -                | -                        |
| 056                              | Whooping cough  | M | -             | 3                        | -             | -                        | -             | 1                        | -             | 1                        | -                | 1                        |
|                                  |   | F | -             | 3                        | -             | 2                        | -             | 1                        | -             | -                        | -                | -                        |
| 030-055<br>057-138               | Other infective and parasitic diseases                    | M | -             | 6                        | -             | 3                        | -             | 2                        | -             | 1                        | -                | -                        |
|                                  |   | F | -             | 5                        | -             | 3                        | -             | 1                        | -             | 1                        | -                | -                        |
| 340                              | Meningitis except meningococcal and tuberculous           | M | 2             | 5                        | 1             | 2                        | 1             | 2                        | -             | 1                        | -                | -                        |
|                                  |   | F | -             | 3                        | -             | 1                        | -             | 2                        | -             | -                        | -                | -                        |
| 330-334<br>341-398               | Other diseases of the nervous system and sense organs     | M | -             | 3                        | -             | -                        | -             | 1                        | -             | 2                        | -                | -                        |
|                                  |   | F | -             | 3                        | -             | -                        | -             | 1                        | -             | 1                        | -                | 1                        |
| 480-483                          | Influenza   | M | -             | 2                        | -             | 1                        | -             | 1                        | -             | -                        | -                | -                        |
|                                  |   | F | -             | 2                        | -             | 1                        | -             | -                        | -             | 1                        | -                | -                        |
| 490-493                          | Pneumonia   | M | -             | 77                       | -             | 52                       | -             | 17                       | -             | 5                        | -                | 3                        |
|                                  |   | F | -             | 54                       | -             | 38                       | -             | 8                        | -             | 4                        | -                | 4                        |
| 500-502                          | Bronchitis  | M | -             | 3                        | -             | 1                        | -             | 1                        | -             | 1                        | -                | -                        |
|                                  |   | F | -             | 1                        | -             | -                        | -             | -                        | -             | -                        | -                | 1                        |
| 470-475<br>510-527               | Other diseases of the respiratory system                  | M | -             | 5                        | -             | 1                        | -             | 2                        | -             | 1                        | -                | 1                        |
|                                  |   | F | 1             | 1                        | -             | 1                        | -             | -                        | 1             | -                        | -                | -                        |
| 571,764                          | Gastro-enteritis, colitis and diarrhoea of newborn        | M | 17            | 70                       | 8             | 46                       | 8             | 18                       | 1             | 3                        | -                | 3                        |
|                                  |   | F | 9             | 44                       | 5             | 34                       | 3             | 8                        | -             | 1                        | 1                | 1                        |
| 530-570<br>572-587               | Other diseases of the digestive system                    | M | 3             | 1                        | -             | 1                        | 3             | -                        | -             | -                        | -                | -                        |
|                                  |   | F | 1             | 2                        | 1             | -                        | -             | 2                        | -             | -                        | -                | -                        |
| 750-759                          | Congenital malformations                                  | M | 135           | 78                       | 76            | 46                       | 35            | 24                       | 14            | 5                        | 10               | 3                        |
|                                  |   | F | 122           | 68                       | 76            | 50                       | 34            | 11                       | 11            | 6                        | 1                | 1                        |
| 760,761                          | Birth injuries  | M | 53            | 1                        | 21            | -                        | 21            | 1                        | 4             | -                        | 7                | -                        |
|                                  |   | F | 46            | 3                        | 21            | 2                        | 16            | 1                        | 5             | -                        | 4                | -                        |
| 762                              | Postnatal asphyxia and atelectasis                        | M | 125           | 3                        | 67            | 2                        | 41            | -                        | 13            | 1                        | 4                | -                        |
|                                  |   | F | 81            | 2                        | 41            | 2                        | 28            | -                        | 9             | -                        | 3                | -                        |
| 763                              | Pneumonia of newborn                                      | M | 25            | -                        | 15            | -                        | 6             | -                        | 3             | -                        | 1                | -                        |
|                                  |   | F | 28            | -                        | 14            | -                        | 8             | -                        | 3             | -                        | 3                | -                        |
| 765-768                          | Other infections of newborn                               | M | 4             | 1                        | 3             | -                        | 1             | 1                        | -             | -                        | -                | -                        |
|                                  |   | F | 1             | -                        | -             | -                        | 1             | -                        | -             | -                        | -                | -                        |
|                                  | Other and ill-defined diseases of early infancy:-         |   |               |                          |               |                          |               |                          |               |                          |                  |                          |
| 769.0-<br>773.0                  | Without mention of immaturity                             | M | 34            | 3                        | 18            | 2                        | 10            | 1                        | 4             | -                        | 2                | -                        |
|                                  |   | F | 25            | -                        | 10            | -                        | 10            | -                        | 2             | -                        | 3                | -                        |
| 769.5-<br>773.5                  | With mention of immaturity                                | M | 35            | 1                        | 22            | 1                        | 7             | -                        | 4             | -                        | 2                | -                        |
|                                  |   | F | 18            | 1                        | 9             | -                        | 6             | -                        | 2             | 1                        | 1                | -                        |
| 774                              | Immaturity with mention of any other subsidiary condition | M | -             | -                        | -             | -                        | -             | -                        | -             | -                        | -                | -                        |
|                                  |   | F | -             | -                        | -             | -                        | -             | -                        | -             | -                        | -                | -                        |
| 776                              | Immaturity unqualified                                    | M | 116           | 2                        | 57            | -                        | 41            | 2                        | 11            | -                        | 7                | -                        |
|                                  |   | F | 73            | -                        | 40            | -                        | 27            | -                        | 2             | -                        | 4                | -                        |
| 780.2                            | Convulsions   | M | -             | 1                        | -             | -                        | -             | 1                        | -             | -                        | -                | -                        |
|                                  |   | F | -             | -                        | -             | -                        | -             | -                        | -             | -                        | -                | -                        |
|                                  | Other causes  | M | 10            | 36                       | 4             | 20                       | 5             | 9                        | -             | 5                        | 1                | 2                        |
|                                  |   | F | 16            | 24                       | 6             | 13                       | 7             | 7                        | 1             | 2                        | 2                | 2                        |

TABLE 28 (contd.) - INFANT MORTALITY - DEATHS AT AGES UNDER 4 WEEKS AND 4 WEEKS AND UNDER ONE YEAR IN 1967, CLASSIFIED BY SEX AND CAUSE ASSIGNED TO EACH COUNTY AND COUNTY BOROUGH.

| Detailed International List Nos. | Cause of death  |   | CARLOW COUNTY |                          | DUBLIN COUNTY BOROUGH |                          | DUN LAOGHAIRE BOROUGH |                          | DUBLIN COUNTY (remainder) |                          | KILDARE COUNTY |                          |
|----------------------------------|---|---|---------------|--------------------------|-----------------------|--------------------------|-----------------------|--------------------------|---------------------------|--------------------------|----------------|--------------------------|
|                                  |   |   | Under 4 weeks | 4 weeks and under 1 year | Under 4 weeks         | 4 weeks and under 1 year | Under 4 weeks         | 4 weeks and under 1 year | Under 4 weeks             | 4 weeks and under 1 year | Under 4 weeks  | 4 weeks and under 1 year |
|                                  |   |   | All causes    | M                        | 3                     | 5                        | 128                   | 87                       | 13                        | 4                        | 36             | 38                       |
|                                  | F   | 6 | 3             | 90                       | 73                    | 7                        | 12                    | 27                       | 15                        | 11                       | 4              |                          |
| 010                              | Tuberculosis of meninges and central nervous system       | M | -             | -                        | -                     | -                        | -                     | -                        | -                         | -                        | -              |                          |
|                                  |   | F | -             | -                        | -                     | -                        | -                     | -                        | -                         | -                        | -              |                          |
| 001-008<br>011-019               | Tuberculosis, other forms                                 | M | -             | -                        | -                     | -                        | -                     | -                        | -                         | -                        | -              |                          |
|                                  |   | F | -             | -                        | -                     | -                        | -                     | -                        | -                         | -                        | -              |                          |
| 020-029                          | Syphilis and its sequelae                                 | M | -             | -                        | -                     | -                        | -                     | -                        | -                         | -                        | -              |                          |
|                                  |   | F | -             | -                        | -                     | -                        | -                     | -                        | -                         | -                        | -              |                          |
| 056                              | Whooping cough  | M | -             | -                        | -                     | -                        | -                     | -                        | -                         | -                        | -              |                          |
|                                  |   | F | -             | -                        | -                     | 1                        | -                     | -                        | -                         | -                        | -              |                          |
| 030-055<br>057-138               | Other infective and parasitic diseases                    | M | -             | -                        | -                     | 2                        | -                     | -                        | 1                         | -                        | -              |                          |
|                                  |   | F | -             | -                        | -                     | 1                        | -                     | 1                        | -                         | -                        | -              |                          |
| 340                              | Meningitis except meningococcal and tuberculous           | M | -             | -                        | -                     | -                        | -                     | 1                        | 1                         | -                        | -              |                          |
|                                  |   | F | -             | -                        | -                     | 1                        | -                     | -                        | -                         | -                        | -              |                          |
| 330-334<br>341-398               | Other diseases of the nervous system and sense organs     | M | -             | -                        | -                     | -                        | -                     | -                        | -                         | -                        | -              |                          |
|                                  |   | F | -             | -                        | -                     | -                        | -                     | -                        | -                         | -                        | -              |                          |
| 480-483                          | Influenza   | M | -             | -                        | -                     | -                        | -                     | -                        | -                         | -                        | -              |                          |
|                                  |   | F | -             | -                        | -                     | -                        | -                     | -                        | -                         | -                        | -              |                          |
| 490-493                          | Pneumonia   | M | -             | 1                        | -                     | 30                       | -                     | 1                        | -                         | 6                        | -              |                          |
|                                  |   | F | -             | -                        | -                     | 18                       | -                     | 1                        | -                         | 4                        | 4              |                          |
| 500-502                          | Bronchitis  | M | -             | -                        | -                     | 1                        | -                     | -                        | -                         | -                        | -              |                          |
|                                  |   | F | -             | -                        | -                     | -                        | -                     | -                        | -                         | -                        | -              |                          |
| 470-475<br>510-527               | Other diseases of the respiratory system                  | M | -             | -                        | -                     | 1                        | -                     | -                        | -                         | -                        | -              |                          |
|                                  |   | F | -             | -                        | -                     | 1                        | -                     | -                        | -                         | -                        | -              |                          |
| 571,764                          | Gastro-enteritis, colitis and diarrhoea of newborn        | M | -             | 2                        | 2                     | 25                       | 1                     | 1                        | 3                         | 8                        | 1              |                          |
|                                  |   | F | -             | 1                        | 3                     | 17                       | -                     | 4                        | 2                         | 4                        | 2              |                          |
| 530-570<br>572-587               | Other diseases of the digestive system                    | M | -             | -                        | -                     | 1                        | -                     | -                        | -                         | -                        | -              |                          |
|                                  |   | F | -             | -                        | -                     | -                        | -                     | -                        | -                         | -                        | -              |                          |
| 750-759                          | Congenital malformations                                  | M | -             | 2                        | 28                    | 16                       | 5                     | 1                        | 13                        | 17                       | 5              |                          |
|                                  |   | F | 3             | 1                        | 35                    | 23                       | 3                     | 6                        | 7                         | 6                        | 2              |                          |
| 760,761                          | Birth injuries  | M | -             | -                        | 7                     | -                        | 3                     | -                        | 2                         | -                        | 2              |                          |
|                                  |   | F | -             | -                        | 9                     | 1                        | 1                     | -                        | 3                         | -                        | -              |                          |
| 762                              | Postnatal asphyxia and atelectasis                        | M | -             | -                        | 28                    | 2                        | 2                     | -                        | 6                         | -                        | 2              |                          |
|                                  |   | F | 1             | -                        | 14                    | 2                        | 2                     | -                        | 4                         | -                        | 4              |                          |
| 763                              | Pneumonia of newborn                                      | M | -             | -                        | 9                     | -                        | -                     | -                        | -                         | -                        | -              |                          |
|                                  |   | F | -             | -                        | 3                     | -                        | -                     | 2                        | -                         | 2                        | -              |                          |
| 765-768                          | Other infections of newborn                               | M | -             | -                        | -                     | -                        | -                     | 1                        | -                         | 1                        | -              |                          |
|                                  |   | F | -             | -                        | -                     | -                        | -                     | -                        | -                         | -                        | -              |                          |
|                                  | Other and ill-defined diseases of early infancy:-         |   |               |                          |                       |                          |                       |                          |                           |                          |                |                          |
| 769.0-<br>773.0                  | Without mention of immaturity                             | M | 1             | -                        | 11                    | 1                        | -                     | -                        | 1                         | 1                        | 1              |                          |
|                                  |   | F | -             | -                        | 4                     | -                        | -                     | -                        | 1                         | -                        | -              |                          |
| 769.5<br>773.5                   | With mention of immaturity                                | M | -             | -                        | 12                    | -                        | -                     | -                        | 4                         | -                        | -              |                          |
|                                  |   | F | -             | -                        | -                     | -                        | 1                     | -                        | 2                         | -                        | -              |                          |
| 774                              | Immaturity with mention of any other subsidiary condition | M | -             | -                        | -                     | -                        | -                     | -                        | -                         | -                        | -              |                          |
|                                  |   | F | -             | -                        | -                     | -                        | -                     | -                        | -                         | -                        | -              |                          |
| 776                              | Immaturity unqualified                                    | M | 2             | -                        | 28                    | -                        | 2                     | -                        | 4                         | -                        | 1              |                          |
|                                  |   | F | 2             | -                        | 18                    | -                        | -                     | -                        | 5                         | -                        | 3              |                          |
| 780.2                            | Convulsions   | M | -             | -                        | -                     | -                        | -                     | -                        | -                         | -                        | -              |                          |
|                                  |   | F | -             | -                        | -                     | -                        | -                     | -                        | -                         | -                        | -              |                          |
|                                  | Other causes  | M | -             | -                        | 3                     | 8                        | -                     | 1                        | 1                         | 4                        | 1              |                          |
|                                  |   | F | -             | 1                        | 4                     | 8                        | -                     | -                        | 1                         | 1                        | -              |                          |

TABLE 28 (contd.) - INFANT MORTALITY - DEATHS AT AGES UNDER 4 WEEKS AND 4 WEEKS AND UNDER ONE YEAR IN 1967, CLASSIFIED BY SEX AND CAUSE, ASSIGNED TO EACH COUNTY AND COUNTY BOROUGH.

| Detailed International List Nos. | Cause of death  |   | KILKENNY COUNTY |                          | LAOIS COUNTY  |                          | LONGFORD COUNTY |                          | LOUTH COUNTY  |                          | MEATH COUNTY  |                          |
|----------------------------------|---|---|-----------------|--------------------------|---------------|--------------------------|-----------------|--------------------------|---------------|--------------------------|---------------|--------------------------|
|                                  |   |   | Under 4 weeks   | 4 weeks and under 1 year | Under 4 weeks | 4 weeks and under 1 year | Under 4 weeks   | 4 weeks and under 1 year | Under 4 weeks | 4 weeks and under 1 year | Under 4 weeks | 4 weeks and under 1 year |
|                                  |   |   |                 |                          |               |                          |                 |                          |               |                          |               |                          |
|                                  | All causes  | M | 10              | 4                        | 11            | 2                        | 2               | 1                        | 16            | 4                        | 14            | 8                        |
|                                  |   | F | 6               | 3                        | 3             | 4                        | 3               | 2                        | 20            | 6                        | 10            | 6                        |
| 010                              | Tuberculosis of meninges and central nervous system       | M | -               | -                        | -             | -                        | -               | -                        | -             | -                        | -             | -                        |
|                                  |   | F | -               | -                        | -             | -                        | -               | -                        | -             | -                        | -             | -                        |
| 001-008                          | Tuberculosis, other forms                                 | M | -               | -                        | -             | -                        | -               | -                        | -             | -                        | -             | -                        |
| 011-019                          |   | F | -               | 1                        | -             | -                        | -               | -                        | -             | -                        | -             | -                        |
| 020-029                          | Syphilis and its sequelae                                 | M | -               | -                        | -             | -                        | -               | -                        | -             | -                        | -             | -                        |
|                                  |   | F | -               | -                        | -             | -                        | -               | -                        | -             | -                        | -             | -                        |
| 056                              | Whooping cough  | M | -               | -                        | -             | -                        | -               | -                        | -             | -                        | -             | -                        |
|                                  |   | F | -               | -                        | -             | -                        | -               | -                        | -             | -                        | -             | -                        |
| 030-055                          | Other infective and parasitic diseases                    | M | -               | -                        | -             | -                        | -               | -                        | -             | -                        | -             | -                        |
| 057-138                          |   | F | -               | -                        | -             | -                        | -               | -                        | -             | 1                        | -             | -                        |
| 340                              | Meningitis except meningococcal and tuberculous           | M | -               | -                        | -             | -                        | -               | -                        | -             | -                        | -             | -                        |
|                                  |   | F | -               | -                        | -             | -                        | -               | -                        | -             | -                        | -             | -                        |
| 330-334                          | Other diseases of the nervous system and sense organs     | M | -               | -                        | -             | -                        | -               | -                        | -             | -                        | -             | -                        |
| 341-398                          |   | F | -               | -                        | -             | -                        | -               | -                        | -             | -                        | -             | -                        |
| 480-483                          | Influenza   | M | -               | -                        | -             | -                        | -               | -                        | -             | -                        | -             | -                        |
|                                  |   | F | -               | -                        | -             | -                        | -               | -                        | -             | -                        | -             | -                        |
| 490-493                          | Pneumonia   | M | -               | 1                        | -             | -                        | -               | -                        | -             | 2                        | -             | 1                        |
|                                  |   | F | -               | 1                        | -             | 1                        | -               | 1                        | -             | 2                        | -             | 3                        |
| 500-502                          | Bronchitis  | M | -               | -                        | -             | -                        | -               | -                        | -             | -                        | -             | -                        |
|                                  |   | F | -               | -                        | -             | -                        | -               | -                        | -             | -                        | -             | -                        |
| 470-475                          | Other diseases of the respiratory system                  | M | -               | -                        | -             | -                        | -               | -                        | -             | -                        | -             | -                        |
| 510-527                          |   | F | -               | -                        | -             | -                        | -               | -                        | -             | -                        | -             | -                        |
| 571,764                          | Gastro-enteritis, colitis and diarrhoea of newborn        | M | -               | -                        | -             | 1                        | 1               | -                        | -             | -                        | -             | 4                        |
|                                  |   | F | -               | -                        | -             | 1                        | -               | -                        | -             | -                        | -             | 1                        |
| 530-570                          | Other diseases of the digestive system                    | M | -               | -                        | -             | -                        | -               | -                        | -             | -                        | -             | -                        |
| 572-587                          |   | F | -               | -                        | -             | -                        | -               | -                        | 1             | -                        | -             | -                        |
| 750-759                          | Congenital malformations                                  | M | -               | 2                        | 5             | 1                        | 1               | -                        | 3             | 2                        | 3             | 3                        |
|                                  |   | F | 1               | 1                        | 2             | 2                        | -               | 1                        | 5             | 2                        | 5             | 1                        |
| 760,761                          | Birth injuries  | M | -               | -                        | 2             | -                        | -               | -                        | 1             | -                        | 1             | -                        |
|                                  |   | F | 1               | -                        | -             | -                        | -               | -                        | 1             | -                        | 2             | 1                        |
| 762                              | Postnatal asphyxia and atelectasis                        | M | 4               | -                        | 2             | -                        | -               | -                        | 5             | -                        | 6             | -                        |
|                                  |   | F | -               | -                        | 1             | -                        | -               | -                        | 7             | -                        | 2             | -                        |
| 763                              | Pneumonia of newborn                                      | M | -               | -                        | -             | -                        | -               | -                        | 1             | -                        | 1             | -                        |
|                                  |   | F | 2               | -                        | -             | -                        | -               | -                        | 1             | -                        | 1             | -                        |
| 765-768                          | Other infections of newborn                               | M | -               | -                        | -             | -                        | -               | -                        | -             | -                        | 1             | -                        |
|                                  |   | F | -               | -                        | -             | -                        | -               | -                        | -             | -                        | -             | -                        |
|                                  | Other and ill-defined diseases of early infancy:-         |   |                 |                          |               |                          |                 |                          |               |                          |               |                          |
| 769.0-773.0                      | Without mention of immaturity                             | M | -               | -                        | 1             | -                        | -               | -                        | 1             | -                        | -             | -                        |
|                                  |   | F | 1               | -                        | -             | -                        | -               | -                        | 2             | -                        | -             | -                        |
| 769.5-773.5                      | With mention of immaturity                                | M | 1               | -                        | -             | -                        | -               | -                        | 2             | -                        | -             | -                        |
|                                  |   | F | -               | -                        | -             | -                        | 2               | -                        | 2             | -                        | -             | -                        |
| 774                              | Immaturity with mention of any other subsidiary condition | M | -               | -                        | -             | -                        | -               | -                        | -             | -                        | -             | -                        |
|                                  |   | F | -               | -                        | -             | -                        | -               | -                        | -             | -                        | -             | -                        |
| 776                              | Immaturity unqualified                                    | M | 5               | -                        | 1             | -                        | -               | -                        | 3             | -                        | 2             | -                        |
|                                  |   | F | 1               | -                        | -             | -                        | 1               | -                        | 1             | -                        | -             | -                        |
| 780.2                            | Convulsions   | M | -               | -                        | -             | -                        | -               | -                        | -             | -                        | -             | -                        |
|                                  |   | F | -               | -                        | -             | -                        | -               | -                        | -             | -                        | -             | -                        |
|                                  | Other causes  | M | -               | 1                        | -             | -                        | -               | 1                        | -             | -                        | -             | -                        |
|                                  |   | F | -               | -                        | -             | -                        | -               | -                        | -             | 1                        | -             | -                        |

TABLE 28 (contd.) - INFANT MORTALITY - DEATHS AT AGES UNDER 4 WEEKS AND 4 WEEKS AND UNDER ONE YEAR IN 1967, CLASSIFIED BY SEX AND CAUSE, ASSIGNED TO EACH COUNTY AND COUNTY BOROUGH.

| Detailed International List Nos. | Cause of death  |   | OFFALY COUNTY |                          | WESTMEATH COUNTY |                          | WEXFORD COUNTY |                          | WICKLOW COUNTY |                          | CLARE COUNTY  |                          |
|----------------------------------|---|---|---------------|--------------------------|------------------|--------------------------|----------------|--------------------------|----------------|--------------------------|---------------|--------------------------|
|                                  |   |   | Under 4 weeks | 4 weeks and under 1 year | Under 4 weeks    | 4 weeks and under 1 year | Under 4 weeks  | 4 weeks and under 1 year | Under 4 weeks  | 4 weeks and under 1 year | Under 4 weeks | 4 weeks and under 1 year |
|                                  |   |   |               |                          |                  |                          |                |                          |                |                          |               |                          |
|                                  | All causes  | M | 13            | 3                        | 7                | 4                        | 11             | 6                        | 15             | 4                        | 23            | 10                       |
|                                  |   | F | 9             | 5                        | 12               | 2                        | 10             | 8                        | 9              | 5                        | 13            | 2                        |
| 010                              | Tuberculosis of meninges and central nervous system       | M | -             | -                        | -                | -                        | -              | -                        | -              | -                        | -             | -                        |
|                                  |   | F | -             | -                        | -                | -                        | -              | -                        | -              | -                        | -             | -                        |
| 001-008                          | Tuberculosis, other forms                                 | M | -             | -                        | -                | -                        | -              | -                        | -              | -                        | -             | -                        |
| 011-019                          |   | F | -             | -                        | -                | -                        | -              | -                        | -              | -                        | -             | -                        |
| 020-029                          | Syphilis and its sequelae                                 | M | -             | -                        | -                | -                        | -              | -                        | -              | -                        | -             | -                        |
|                                  |   | F | -             | -                        | -                | -                        | -              | -                        | -              | -                        | -             | -                        |
| 056                              | Whooping cough  | M | -             | -                        | -                | -                        | -              | -                        | -              | -                        | -             | -                        |
|                                  |   | F | -             | 1                        | -                | -                        | -              | -                        | -              | -                        | -             | -                        |
| 030-055                          | Other infective and parasitic diseases                    | M | -             | -                        | -                | -                        | -              | -                        | -              | -                        | -             | -                        |
| 057-138                          |   | F | -             | -                        | -                | -                        | -              | -                        | -              | -                        | -             | -                        |
| 340                              | Meningitis except meningococcal and tuberculous           | M | -             | -                        | -                | -                        | -              | 1                        | -              | -                        | -             | -                        |
|                                  |   | F | -             | -                        | -                | -                        | -              | -                        | -              | -                        | -             | -                        |
| 330-334                          | Other diseases of the nervous system and sense organs     | M | -             | -                        | -                | -                        | -              | -                        | -              | -                        | -             | -                        |
| 341-398                          |   | F | -             | -                        | -                | -                        | -              | -                        | -              | -                        | -             | -                        |
| 480-483                          | Influenza   | M | -             | -                        | -                | -                        | -              | 1                        | -              | -                        | -             | -                        |
|                                  |   | F | -             | 1                        | -                | -                        | -              | -                        | -              | -                        | -             | -                        |
| 490-493                          | Pneumonia   | M | -             | 1                        | -                | 2                        | -              | 2                        | -              | 1                        | -             | 3                        |
|                                  |   | F | -             | 1                        | -                | 1                        | -              | 2                        | -              | -                        | -             | 2                        |
| 500-502                          | Bronchitis  | M | -             | -                        | -                | -                        | -              | -                        | -              | -                        | -             | -                        |
|                                  |   | F | -             | -                        | -                | -                        | -              | -                        | -              | -                        | -             | -                        |
| 470-475                          | Other diseases of the respiratory system                  | M | -             | -                        | -                | -                        | -              | -                        | -              | -                        | -             | -                        |
| 510-527                          |   | F | -             | -                        | -                | -                        | -              | -                        | -              | -                        | -             | -                        |
| 571,764                          | Gastro-enteritis, colitis and diarrhoea of newborn        | M | -             | -                        | -                | 1                        | -              | -                        | -              | 2                        | 1             | 2                        |
|                                  |   | F | -             | 2                        | -                | -                        | -              | 3                        | -              | 1                        | 3             | -                        |
| 530-570                          | Other diseases of the digestive system                    | M | -             | -                        | -                | -                        | -              | -                        | -              | -                        | -             | -                        |
| 572-587                          |   | F | -             | -                        | -                | -                        | -              | -                        | -              | -                        | -             | -                        |
| 750-759                          | Congenital malformations                                  | M | 3             | -                        | 3                | 1                        | 3              | -                        | 4              | -                        | 3             | 5                        |
|                                  |   | F | 5             | -                        | 3                | -                        | 2              | 3                        | 3              | 3                        | 4             | -                        |
| 760,761                          | Birth injuries  | M | 2             | -                        | -                | -                        | 1              | -                        | -              | -                        | -             | -                        |
|                                  |   | F | 1             | -                        | 2                | -                        | -              | -                        | 1              | -                        | -             | -                        |
| 762                              | Postnatal asphyxia and atelectasis                        | M | 5             | -                        | 1                | -                        | 3              | -                        | 3              | -                        | 4             | -                        |
|                                  |   | F | 1             | -                        | 1                | -                        | 2              | -                        | 2              | -                        | 2             | -                        |
| 763                              | Pneumonia of newborn                                      | M | -             | -                        | -                | -                        | 2              | -                        | 2              | -                        | -             | -                        |
|                                  |   | F | -             | -                        | 2                | -                        | 1              | -                        | -              | -                        | -             | -                        |
| 765-768                          | Other infections of newborn                               | M | -             | -                        | -                | -                        | -              | -                        | -              | -                        | 1             | -                        |
|                                  |   | F | -             | -                        | -                | -                        | -              | -                        | -              | -                        | -             | -                        |
|                                  | Other and ill-defined diseases of early infancy:-         |   |               |                          |                  |                          |                |                          |                |                          |               |                          |
| 769.0                            | Without mention of immaturity                             | M | -             | -                        | -                | -                        | -              | -                        | 2              | -                        | 1             | -                        |
| 773.0                            |   | F | 1             | -                        | -                | -                        | 1              | -                        | -              | -                        | -             | -                        |
| 769.5                            | With mention of immaturity                                | M | 2             | -                        | 1                | -                        | -              | 1                        | -              | -                        | -             | -                        |
| 773.5                            |   | F | -             | -                        | -                | -                        | 1              | -                        | 1              | -                        | -             | -                        |
| 774                              | Immaturity with mention of any other subsidiary condition | M | -             | -                        | -                | -                        | -              | -                        | -              | -                        | -             | -                        |
|                                  |   | F | -             | -                        | -                | -                        | -              | -                        | -              | -                        | -             | -                        |
| 776                              | Immaturity unqualified                                    | M | 1             | -                        | 2                | -                        | 2              | -                        | 4              | -                        | 12            | -                        |
|                                  |   | F | -             | -                        | 4                | -                        | 3              | -                        | 2              | -                        | 3             | -                        |
| 780.2                            | Convulsions   | M | -             | -                        | -                | -                        | -              | -                        | -              | -                        | -             | -                        |
|                                  |   | F | -             | -                        | -                | -                        | -              | -                        | -              | -                        | -             | -                        |
|                                  | Other causes  | M | -             | 2                        | -                | -                        | -              | 1                        | -              | 1                        | 1             | -                        |
|                                  |   | F | 1             | -                        | -                | 1                        | -              | -                        | -              | 1                        | 1             | -                        |

TABLE 28 (contd.) - INFANT MORTALITY - DEATHS AT AGES UNDER 4 WEEKS AND 4 WEEKS AND UNDER ONE YEAR IN 1967, CLASSIFIED BY SEX AND CAUSE, ASSIGNED TO EACH COUNTY AND COUNTY BOROUGH.

| Detailed International List Nos. | Cause of death  |   | CORK COUNTY BOROUGH |                          | CORK COUNTY   |                          | KERRY COUNTY  |                          | LIMERICK COUNTY BOROUGH |                          | LIMERICK COUNTY |                          |
|----------------------------------|---|---|---------------------|--------------------------|---------------|--------------------------|---------------|--------------------------|-------------------------|--------------------------|-----------------|--------------------------|
|                                  |   |   | Under 4 weeks       | 4 weeks and under 1 year | Under 4 weeks | 4 weeks and under 1 year | Under 4 weeks | 4 weeks and under 1 year | Under 4 weeks           | 4 weeks and under 1 year | Under 4 weeks   | 4 weeks and under 1 year |
|                                  |   |   |                     |                          |               |                          |               |                          |                         |                          |                 |                          |
|                                  | All causes  | M | 27                  | 19                       | 31            | 13                       | 21            | 5                        | 19                      | 12                       | 24              | 10                       |
|                                  |   | F | 17                  | 11                       | 30            | 9                        | 13            | 4                        | 20                      | 5                        | 15              | 3                        |
| 010                              | Tuberculosis of meninges and central nervous system       | M | -                   | -                        | -             | -                        | -             | -                        | -                       | -                        | -               | -                        |
|                                  |   | F | -                   | -                        | -             | -                        | -             | -                        | -                       | -                        | -               | -                        |
| 001-008                          | Tuberculosis, other forms                                 | M | -                   | -                        | -             | -                        | -             | -                        | -                       | -                        | -               | -                        |
| 011-019                          |   | F | -                   | -                        | -             | -                        | -             | -                        | -                       | -                        | -               | -                        |
| 020-029                          | Syphilis and its sequelae                                 | M | -                   | -                        | -             | -                        | -             | -                        | -                       | -                        | -               | -                        |
|                                  |   | F | -                   | -                        | -             | -                        | -             | -                        | -                       | -                        | -               | -                        |
| 056                              | Whooping cough  | M | -                   | -                        | -             | 1                        | -             | -                        | -                       | -                        | -               | -                        |
|                                  |   | F | -                   | 1                        | -             | -                        | -             | -                        | -                       | -                        | -               | -                        |
| 030-055                          | Other infective and parasitic diseases                    | M | -                   | 1                        | -             | -                        | -             | -                        | -                       | -                        | -               | -                        |
| 057-138                          |   | F | -                   | -                        | -             | -                        | -             | -                        | -                       | 1                        | -               | -                        |
| 340                              | Meningitis except meningococcal and tuberculous           | M | -                   | 1                        | -             | -                        | -             | 1                        | -                       | -                        | 1               | -                        |
|                                  |   | F | -                   | -                        | -             | 2                        | -             | -                        | -                       | -                        | -               | -                        |
| 330-334                          | Other diseases of the nervous system and sense organs     | M | -                   | 1                        | -             | -                        | -             | -                        | -                       | -                        | -               | -                        |
| 341-398                          |   | F | -                   | 1                        | -             | -                        | -             | -                        | -                       | -                        | -               | -                        |
| 480-483                          | Influenza   | M | -                   | -                        | -             | -                        | -             | -                        | -                       | -                        | -               | 1                        |
|                                  |   | F | -                   | -                        | -             | -                        | -             | -                        | -                       | -                        | -               | -                        |
| 490-493                          | Pneumonia   | M | -                   | -                        | -             | 2                        | -             | 3                        | -                       | 4                        | -               | 1                        |
|                                  |   | F | -                   | 1                        | -             | 1                        | -             | 1                        | -                       | -                        | -               | 3                        |
| 500-502                          | Bronchitis  | M | -                   | -                        | -             | 1                        | -             | -                        | -                       | -                        | -               | -                        |
|                                  |   | F | -                   | -                        | -             | -                        | -             | -                        | -                       | -                        | -               | -                        |
| 470-475                          | Other diseases of the respiratory system                  | M | -                   | 1                        | -             | -                        | -             | -                        | -                       | -                        | -               | -                        |
| 510-527                          |   | F | -                   | -                        | -             | -                        | -             | -                        | -                       | -                        | -               | -                        |
| 571,764                          | Gastro-enteritis, colitis and diarrhoea of newborn        | M | -                   | 7                        | -             | 2                        | 3             | 1                        | 2                       | 2                        | 1               | 2                        |
|                                  |   | F | -                   | 2                        | -             | 2                        | -             | -                        | -                       | 2                        | -               | -                        |
| 530-570                          | Other diseases of the digestive system                    | M | 1                   | -                        | 1             | -                        | -             | -                        | -                       | -                        | 1               | -                        |
| 572-587                          |   | F | -                   | -                        | -             | -                        | -             | -                        | -                       | -                        | -               | -                        |
| 750-759                          | Congenital malformations                                  | M | 6                   | 5                        | 3             | 3                        | 3             | -                        | 5                       | 3                        | 6               | 5                        |
|                                  |   | F | 5                   | 4                        | 7             | 2                        | 1             | 3                        | 7                       | 1                        | 1               | -                        |
| 760,761                          | Birth injuries  | M | 5                   | 1                        | -             | -                        | 3             | -                        | 5                       | -                        | 5               | -                        |
|                                  |   | F | 1                   | 1                        | 4             | -                        | 4             | -                        | 5                       | -                        | 1               | -                        |
| 762                              | Postnatal asphyxia and atelectasis                        | M | 6                   | -                        | 15            | -                        | 3             | -                        | 4                       | -                        | 3               | -                        |
|                                  |   | F | 4                   | -                        | 8             | -                        | 1             | -                        | 3                       | -                        | 3               | -                        |
| 763                              | Pneumonia of newborn                                      | M | 2                   | -                        | 1             | -                        | 1             | -                        | -                       | -                        | 1               | -                        |
|                                  |   | F | 1                   | -                        | 4             | -                        | 2             | -                        | -                       | -                        | -               | -                        |
| 765-768                          | Other infections of newborn                               | M | -                   | -                        | -             | -                        | -             | -                        | -                       | 1                        | -               | -                        |
|                                  |   | F | -                   | -                        | -             | -                        | -             | -                        | 1                       | -                        | -               | -                        |
|                                  | Other and ill-defined diseases of early infancy:-         |   |                     |                          |               |                          |               |                          |                         |                          |                 |                          |
| 769.0-773.0                      | Without mention of immaturity                             | M | 1                   | -                        | 3             | -                        | 1             | -                        | 1                       | -                        | 2               | 1                        |
|                                  |   | F | 2                   | -                        | -             | -                        | 3             | -                        | 2                       | -                        | 2               | -                        |
| 769.5-773.5                      | With mention of immaturity                                | M | 1                   | -                        | 3             | -                        | 2             | -                        | 1                       | -                        | -               | -                        |
|                                  |   | F | 1                   | -                        | -             | -                        | 1             | -                        | -                       | -                        | 2               | -                        |
| 774                              | Immaturity with mention of any other subsidiary condition | M | -                   | -                        | -             | -                        | -             | -                        | -                       | -                        | -               | -                        |
|                                  |   | F | -                   | -                        | -             | -                        | -             | -                        | -                       | -                        | -               | -                        |
| 776                              | Immaturity unqualified                                    | M | 5                   | -                        | 4             | -                        | 5             | -                        | 1                       | 1                        | 1               | -                        |
|                                  |   | F | 3                   | -                        | 7             | -                        | 1             | -                        | -                       | -                        | 4               | -                        |
| 780.2                            | Convulsions   | M | -                   | -                        | -             | 1                        | -             | -                        | -                       | -                        | -               | -                        |
|                                  |   | F | -                   | -                        | -             | -                        | -             | -                        | -                       | -                        | -               | -                        |
|                                  | Other causes  | M | -                   | 2                        | 1             | 3                        | -             | -                        | -                       | 1                        | 3               | -                        |
|                                  |   | F | -                   | 1                        | -             | 2                        | -             | -                        | 2                       | 1                        | 2               | -                        |



TABLE 28 (contd.) - INFANT MORTALITY - DEATHS AT AGES UNDER 4 WEEKS AND 4 WEEKS AND UNDER ONE YEAR IN 1967, CLASSIFIED BY SEX AND CAUSE, ASSIGNED TO EACH COUNTY AND COUNTY BOROUGH.

| Detailed International List Nos. | Cause of death  |   | TIPPERARY N.R. |                          | TIPPERARY S.R. |                          | WATERFORD COUNTY BOROUGH |                          | WATERFORD COUNTY |                          | GALWAY COUNTY |                          | LEITRIM COUNTY |                          |
|----------------------------------|---|---|----------------|--------------------------|----------------|--------------------------|--------------------------|--------------------------|------------------|--------------------------|---------------|--------------------------|----------------|--------------------------|
|                                  |   |   | Under 4 weeks  | 4 weeks and under 1 year | Under 4 weeks  | 4 weeks and under 1 year | Under 4 weeks            | 4 weeks and under 1 year | Under 4 weeks    | 4 weeks and under 1 year | Under 4 weeks | 4 weeks and under 1 year | Under 4 weeks  | 4 weeks and under 1 year |
|                                  |   |   | M              | F                        | M              | F                        | M                        | F                        | M                | F                        | M             | F                        | M              | F                        |
|                                  | All causes  |   | 14             | 5                        | 9              | 10                       | 9                        | -                        | 2                | -                        | 19            | 7                        | 10             | 3                        |
|                                  |   |   | 13             | -                        | 14             | 4                        | 2                        | 1                        | 3                | 3                        | 17            | 8                        | 4              | -                        |
| 010                              | Tuberculosis of meninges and central nervous system       | M | -              | -                        | -              | -                        | -                        | -                        | -                | -                        | -             | -                        | -              | -                        |
|                                  |   | F | -              | -                        | -              | -                        | -                        | -                        | -                | -                        | -             | -                        | -              | -                        |
| 001-008<br>011-019               | Tuberculosis, other forms                                 | M | -              | -                        | -              | -                        | -                        | -                        | -                | -                        | -             | -                        | -              | -                        |
|                                  |   | F | -              | -                        | -              | -                        | -                        | -                        | -                | -                        | -             | -                        | -              | -                        |
| 020-029                          | Syphilis and its sequelae                                 | M | -              | -                        | -              | -                        | -                        | -                        | -                | -                        | -             | -                        | -              | -                        |
|                                  |   | F | -              | -                        | -              | -                        | -                        | -                        | -                | -                        | -             | -                        | -              | -                        |
| 056                              | Whooping cough  | M | -              | -                        | -              | -                        | -                        | -                        | -                | -                        | -             | -                        | -              | -                        |
|                                  |   | F | -              | -                        | -              | -                        | -                        | -                        | -                | -                        | -             | -                        | -              | -                        |
| 030-055<br>057-138               | Other infective and parasitic diseases                    | M | -              | -                        | -              | 1                        | -                        | -                        | -                | -                        | -             | -                        | -              | -                        |
|                                  |   | F | -              | -                        | -              | -                        | -                        | -                        | -                | -                        | -             | -                        | -              | -                        |
| 340                              | Meningitis except meningococcal and tuberculous           | M | -              | -                        | -              | -                        | -                        | -                        | -                | -                        | -             | -                        | -              | -                        |
|                                  |   | F | -              | -                        | -              | -                        | -                        | -                        | -                | -                        | -             | -                        | -              | -                        |
| 330-334<br>341-398               | Other diseases of the nervous system and sense organs     | M | -              | -                        | -              | -                        | -                        | -                        | -                | -                        | -             | -                        | -              | -                        |
|                                  |   | F | -              | -                        | -              | -                        | -                        | -                        | -                | -                        | -             | -                        | -              | -                        |
| 480-483                          | Influenza   | M | -              | -                        | -              | -                        | -                        | -                        | -                | -                        | -             | -                        | -              | -                        |
|                                  |   | F | -              | -                        | -              | -                        | -                        | -                        | -                | -                        | -             | 1                        | -              | -                        |
| 490-493                          | Pneumonia   | M | -              | -                        | -              | 4                        | -                        | -                        | -                | -                        | -             | 1                        | -              | 2                        |
|                                  |   | F | -              | -                        | -              | -                        | -                        | -                        | -                | -                        | -             | 4                        | -              | -                        |
| 500-502                          | Bronchitis  | M | -              | -                        | -              | -                        | -                        | -                        | -                | -                        | -             | -                        | -              | -                        |
|                                  |   | F | -              | -                        | -              | -                        | -                        | -                        | -                | -                        | -             | -                        | -              | -                        |
| 470-475<br>510-527               | Other diseases of the respiratory system                  | M | -              | 1                        | -              | -                        | -                        | -                        | -                | -                        | -             | 1                        | -              | -                        |
|                                  |   | F | -              | -                        | -              | -                        | -                        | -                        | -                | -                        | -             | -                        | -              | -                        |
| 571,764                          | Gastro-enteritis, colitis and diarrhoea of newborn        | M | 1              | -                        | -              | 2                        | -                        | -                        | -                | -                        | -             | 2                        | 1              | -                        |
|                                  |   | F | -              | -                        | -              | -                        | -                        | 1                        | -                | 1                        | -             | -                        | -              | -                        |
| 530-570<br>572-587               | Other diseases of the digestive system                    | M | -              | -                        | -              | -                        | -                        | -                        | -                | -                        | -             | -                        | -              | -                        |
|                                  |   | F | -              | -                        | -              | 1                        | -                        | -                        | -                | 1                        | -             | -                        | -              | -                        |
| 750-759                          | Congenital malformations                                  | M | 5              | 3                        | 1              | -                        | 2                        | -                        | 1                | -                        | 8             | 2                        | 2              | 1                        |
|                                  |   | F | 6              | -                        | 3              | 1                        | -                        | -                        | -                | -                        | 5             | 2                        | 1              | -                        |
| 760,761                          | Birth injuries  | M | 3              | -                        | -              | -                        | -                        | -                        | -                | -                        | -             | -                        | -              | -                        |
|                                  |   | F | -              | -                        | -              | -                        | -                        | -                        | 1                | -                        | 4             | -                        | -              | -                        |
| 762                              | Postnatal asphyxia and atelectasis                        | M | 2              | -                        | 2              | -                        | 2                        | -                        | -                | -                        | 6             | 1                        | -              | -                        |
|                                  |   | F | 1              | -                        | 4              | -                        | 2                        | -                        | -                | -                        | 5             | -                        | -              | -                        |
| 763                              | Pneumonia of newborn                                      | M | -              | -                        | 1              | -                        | -                        | -                        | -                | -                        | 1             | -                        | -              | -                        |
|                                  |   | F | -              | -                        | 1              | -                        | -                        | -                        | -                | -                        | 2             | -                        | -              | -                        |
| 765-768                          | Other infections of newborn                               | M | -              | -                        | -              | -                        | -                        | -                        | -                | -                        | -             | -                        | -              | -                        |
|                                  |   | F | -              | -                        | -              | -                        | -                        | -                        | -                | -                        | -             | -                        | -              | -                        |
|                                  | Other and ill-defined diseases of early infancy:-         |   |                |                          |                |                          |                          |                          |                  |                          |               |                          |                |                          |
| 769.0-<br>773.0                  | Without mention of immaturity                             | M | -              | -                        | 1              | -                        | -                        | -                        | -                | -                        | 2             | -                        | 2              | -                        |
|                                  |   | F | -              | -                        | 1              | -                        | -                        | -                        | -                | -                        | 1             | -                        | 1              | -                        |
| 769.5-<br>773.5                  | With mention of immaturity                                | M | -              | -                        | -              | -                        | -                        | -                        | -                | -                        | -             | -                        | 2              | -                        |
|                                  |   | F | -              | -                        | 1              | -                        | -                        | -                        | 1                | -                        | -             | -                        | 1              | -                        |
| 774                              | Immaturity with mention of any other subsidiary condition | M | -              | -                        | -              | -                        | -                        | -                        | -                | -                        | -             | -                        | -              | -                        |
|                                  |   | F | -              | -                        | -              | -                        | -                        | -                        | -                | -                        | -             | -                        | -              | -                        |
| 776                              | Immaturity unqualified                                    | M | 3              | -                        | 4              | 1                        | 5                        | -                        | 1                | -                        | 2             | -                        | 3              | -                        |
|                                  |   | F | 5              | -                        | 4              | -                        | -                        | -                        | -                | -                        | -             | -                        | 1              | -                        |
| 780.2                            | Convulsions   | M | -              | -                        | -              | -                        | -                        | -                        | -                | -                        | -             | -                        | -              | -                        |
|                                  |   | F | -              | -                        | -              | -                        | -                        | -                        | -                | -                        | -             | -                        | -              | -                        |
|                                  | Other causes  | M | -              | 1                        | -              | 2                        | -                        | -                        | -                | -                        | -             | -                        | -              | -                        |
|                                  |   | F | 1              | -                        | -              | 2                        | -                        | -                        | 1                | 1                        | -             | 1                        | -              | -                        |

TABLE 28 (contd.) - INFANT MORTALITY - DEATHS AT AGES UNDER 4 WEEKS AND 4 WEEKS AND UNDER ONE YEAR IN 1967, CLASSIFIED BY SEX AND CAUSE, ASSIGNED TO EACH COUNTY AND COUNTY BOROUGH.

| Detailed International List Nos. | Cause of death  |   | MAYO COUNTY   |                          | ROSCOMMON COUNTY |                          | SLIGO COUNTY  |                          | CAVAN COUNTY  |                          | DONEGAL COUNTY |                          | MONAGHAN COUNTY |                          |
|----------------------------------|---|---|---------------|--------------------------|------------------|--------------------------|---------------|--------------------------|---------------|--------------------------|----------------|--------------------------|-----------------|--------------------------|
|                                  |   |   | Under 4 weeks | 4 weeks and under 1 year | Under 4 weeks    | 4 weeks and under 1 year | Under 4 weeks | 4 weeks and under 1 year | Under 4 weeks | 4 weeks and under 1 year | Under 4 weeks  | 4 weeks and under 1 year | Under 4 weeks   | 4 weeks and under 1 year |
|                                  |   |   |               |                          |                  |                          |               |                          |               |                          |                |                          |                 |                          |
|                                  | All causes  | M | 11            | 12                       | 5                | 1                        | 9             | 3                        | 10            | 3                        | 16             | 6                        | 8               | 4                        |
|                                  |   | F | 6             | 4                        | 5                | 1                        | 4             | 4                        | 2             | 1                        | 13             | 4                        | 7               | 5                        |
| 010                              | Tuberculosis of meninges and central nervous system       | M | -             | -                        | -                | -                        | -             | -                        | -             | -                        | -              | -                        | -               | -                        |
|                                  |   | F | -             | -                        | -                | -                        | -             | -                        | -             | -                        | -              | -                        | -               | -                        |
| 001-008<br>011-019               | Tuberculosis, other forms                                 | M | -             | -                        | -                | -                        | -             | -                        | -             | -                        | -              | -                        | -               | -                        |
|                                  |   | F | -             | -                        | -                | -                        | -             | -                        | -             | -                        | -              | -                        | -               | -                        |
| 020-029                          | Syphilis and its sequelae                                 | M | -             | -                        | -                | -                        | -             | -                        | -             | -                        | -              | -                        | -               | -                        |
|                                  |   | F | -             | -                        | -                | -                        | -             | -                        | -             | -                        | -              | -                        | -               | -                        |
| 056                              | Whooping cough  | M | -             | -                        | -                | -                        | -             | 1                        | -             | -                        | -              | -                        | -               | 1                        |
|                                  |   | F | -             | -                        | -                | -                        | -             | -                        | -             | -                        | -              | -                        | -               | -                        |
| 030-055<br>057-138               | Other infective and parasitic diseases                    | M | -             | 1                        | -                | -                        | -             | -                        | -             | -                        | -              | -                        | -               | -                        |
|                                  |   | F | -             | 1                        | -                | -                        | -             | -                        | -             | -                        | -              | -                        | -               | -                        |
| 340                              | Meningitis except meningococcal and tuberculous           | M | -             | 1                        | -                | -                        | -             | -                        | -             | -                        | -              | -                        | -               | -                        |
|                                  |   | F | -             | -                        | -                | -                        | -             | -                        | -             | -                        | -              | -                        | -               | -                        |
| 330-334<br>341-398               | Other diseases of the nervous system and sense organs     | M | -             | 2                        | -                | -                        | -             | -                        | -             | -                        | -              | -                        | -               | -                        |
|                                  |   | F | -             | 1                        | -                | -                        | -             | -                        | -             | -                        | 1              | -                        | -               | -                        |
| 480-483                          | Influenza   | M | -             | -                        | -                | -                        | -             | -                        | -             | -                        | -              | -                        | -               | -                        |
|                                  |   | F | -             | -                        | -                | -                        | -             | -                        | -             | -                        | -              | -                        | -               | -                        |
| 490-493                          | Pneumonia   | M | -             | 2                        | -                | -                        | -             | -                        | 1             | -                        | 1              | -                        | -               | 1                        |
|                                  |   | F | -             | -                        | -                | -                        | -             | -                        | 1             | -                        | 1              | -                        | -               | 2                        |
| 500-502                          | Bronchitis  | M | -             | 1                        | -                | -                        | -             | -                        | -             | -                        | -              | 1                        | -               | -                        |
|                                  |   | F | -             | -                        | -                | -                        | -             | -                        | -             | -                        | -              | -                        | -               | -                        |
| 470-475<br>510-527               | Other diseases of the respiratory system                  | M | -             | -                        | -                | -                        | 1             | -                        | -             | 1                        | -              | -                        | -               | -                        |
|                                  |   | F | -             | -                        | -                | -                        | -             | -                        | -             | -                        | -              | -                        | -               | -                        |
| 571,764                          | Gastro-enteritis, colitis and diarrhoea of newborn        | M | -             | 1                        | -                | -                        | -             | -                        | -             | -                        | 2              | -                        | 1               | 1                        |
|                                  |   | F | -             | -                        | -                | -                        | -             | 1                        | -             | -                        | -              | -                        | 1               | 1                        |
| 530-570<br>572-587               | Other diseases of the digestive system                    | M | -             | -                        | -                | -                        | -             | -                        | -             | -                        | -              | -                        | -               | -                        |
|                                  |   | F | -             | -                        | -                | -                        | -             | -                        | -             | -                        | -              | -                        | -               | -                        |
| 750-759                          | Congenital malformations                                  | M | -             | -                        | 2                | -                        | 2             | 2                        | 2             | 1                        | 4              | 2                        | 4               | -                        |
|                                  |   | F | 3             | 2                        | 2                | 1                        | -             | 1                        | -             | -                        | 1              | 1                        | 1               | -                        |
| 760,761                          | Birth injuries  | M | 4             | -                        | -                | -                        | -             | -                        | 4             | -                        | 3              | -                        | -               | -                        |
|                                  |   | F | 1             | -                        | -                | -                        | -             | -                        | -             | -                        | 3              | -                        | 1               | -                        |
| 762                              | Postnatal asphyxia and atelectasis                        | M | 4             | -                        | 1                | -                        | 2             | -                        | 2             | -                        | 1              | -                        | 1               | -                        |
|                                  |   | F | 2             | -                        | 1                | -                        | 1             | -                        | 1             | -                        | 2              | -                        | -               | -                        |
| 763                              | Pneumonia of newborn                                      | M | -             | -                        | 1                | -                        | 1             | -                        | -             | -                        | 1              | -                        | -               | -                        |
|                                  |   | F | -             | -                        | 1                | -                        | -             | -                        | -             | -                        | 3              | -                        | -               | -                        |
| 765-768                          | Other infections of newborn                               | M | -             | -                        | -                | -                        | -             | -                        | -             | -                        | -              | -                        | -               | -                        |
|                                  |   | F | -             | -                        | -                | -                        | -             | -                        | -             | -                        | -              | -                        | -               | -                        |
|                                  | Other and ill-defined diseases of early infancy:-         |   |               |                          |                  |                          |               |                          |               |                          |                |                          |                 |                          |
| 769.0-<br>773.0                  | Without mention of immaturity                             | M | -             | -                        | -                | -                        | -             | -                        | -             | -                        | 1              | -                        | 1               | -                        |
|                                  |   | F | -             | -                        | -                | -                        | -             | -                        | 1             | -                        | 2              | -                        | -               | -                        |
| 769.5-<br>773.5                  | With mention of immaturity                                | M | 1             | -                        | 1                | -                        | -             | -                        | -             | -                        | 1              | -                        | 1               | -                        |
|                                  |   | F | -             | -                        | -                | -                        | 1             | 1                        | -             | -                        | -              | -                        | 1               | -                        |
| 774                              | Immaturity with mention of any other subsidiary condition | M | -             | -                        | -                | -                        | -             | -                        | -             | -                        | -              | -                        | -               | -                        |
|                                  |   | F | -             | -                        | -                | -                        | -             | -                        | -             | -                        | -              | -                        | -               | -                        |
| 776                              | Immaturity unqualified                                    | M | 2             | -                        | -                | -                        | 4             | -                        | 2             | -                        | 5              | -                        | -               | -                        |
|                                  |   | F | -             | -                        | -                | -                        | 1             | -                        | -             | -                        | 2              | -                        | 2               | -                        |
| 780.2                            | Convulsions   | M | -             | -                        | -                | -                        | -             | -                        | -             | -                        | -              | -                        | -               | -                        |
|                                  |   | F | -             | -                        | -                | -                        | -             | -                        | -             | -                        | -              | -                        | -               | -                        |
|                                  | Other causes  | M | -             | 4                        | -                | 1                        | -             | -                        | -             | -                        | 1              | 1                        | 1               | 1                        |
|                                  |   | F | -             | -                        | 1                | -                        | -             | 1                        | -             | -                        | 1              | -                        | 1               | 2                        |

TABLE 29 - LATE FOETAL DEATHS NOTIFIED IN 1967 CLASSIFIED BY CAUSE AND AGE OF MOTHER AT MATERNITY

| Inter-National List Nos. (Y30-Y39) | Cause of death  | Age at maternity |       |       |       |       |       |             |            | Total |
|------------------------------------|---|------------------|-------|-------|-------|-------|-------|-------------|------------|-------|
|                                    |   | Under 20         | 20-24 | 25-29 | 30-34 | 35-39 | 40-44 | 45 and over | Not stated |       |
| 30                                 | <b>Chronic disease in mother</b>  |                  |       |       |       |       |       |             |            |       |
| 30.2                               | Diabetes mellitus   | -                | 1     | 2     | -     | 6     | 1     | -           | -          | 10    |
| 30.3                               | Chronic disease of circulatory system   | -                | 1     | 1     | 1     | 3     | 2     | 1           | -          | 9     |
| 30.4                               | Chronic disease of genito-urinary system                                      | -                | -     | 1     | -     | -     | -     | -           | -          | 1     |
| 30.5                               | Other chronic disease   | -                | -     | -     | -     | 1     | -     | -           | -          | 1     |
| 31                                 | <b>Acute disease in mother</b>  |                  |       |       |       |       |       |             |            |       |
| 31.1                               | Influenza   | -                | -     | -     | -     | 1     | -     | -           | -          | 1     |
| 31.2                               | Pneumonia   | -                | -     | -     | -     | -     | -     | -           | -          | -     |
| 31.4                               | Other acute disease or condition  | -                | -     | 1     | 1     | -     | -     | -           | -          | 2     |
| 32                                 | <b>Diseases and conditions of pregnancy and childbirth</b>                    |                  |       |       |       |       |       |             |            |       |
| 32.2                               | Haemorrhage without mention of placental condition                            | 2                | 7     | 9     | 13    | 12    | 11    | 1           | -          | 55    |
| 32.3                               | Toxaemia with convulsions during pregnancy or labour (eclampsia)              | -                | -     | -     | 1     | -     | -     | -           | -          | 1     |
| 32.4                               | Other toxaemias of pregnancy  | 3                | 11    | 10    | 15    | 21    | 10    | 3           | -          | 73    |
| 32.5                               | Infection (ante and intra-partum)   | -                | -     | 1     | -     | -     | -     | -           | -          | 1     |
| 34                                 | <b>Difficulties in labour</b>   |                  |       |       |       |       |       |             |            |       |
| 34.0                               | Difficult labour with abnormality of bones of pelvis                          | -                | -     | -     | -     | -     | -     | -           | -          | -     |
| 34.1                               | Difficult labour with disproportion, with no mention of abnormality of pelvis | -                | -     | 1     | 1     | -     | 1     | -           | -          | 3     |
| 34.2                               | Difficult labour with malposition of foetus                                   | 1                | 2     | 1     | 3     | 4     | 1     | -           | -          | 12    |
| 34.3                               | Difficult labour with abnormality of forces of labour                         | -                | -     | 1     | -     | -     | -     | -           | -          | 1     |
| 34.4                               | Difficult labour with operative delivery                                      | -                | -     | 1     | -     | 1     | -     | -           | -          | 2     |
| 34.5                               | Difficult labour with abnormality of organs or tissues of pelvis              | -                | -     | -     | -     | -     | -     | 1           | -          | 1     |
| 34.6                               | Difficult labour without mention of underlying condition                      | -                | -     | 4     | 5     | 6     | 4     | 1           | -          | 20    |
| 35                                 | <b>Other causes in mother</b>   |                  |       |       |       |       |       |             |            |       |
| 35.0                               | Fall  | -                | -     | 1     | -     | 1     | -     | -           | -          | 2     |
| 35.1                               | Other accident or violence  | -                | -     | -     | 1     | -     | -     | -           | -          | 1     |
| 35.2                               | Over exertion   | -                | -     | -     | -     | 1     | -     | -           | -          | 1     |
| 35.3                               | Other and ill-defined causes in mother  | -                | 1     | -     | 1     | -     | 1     | -           | -          | 3     |

TABLE 29 (contd.) - LATE FOETAL DEATHS NOTIFIED IN 1967 CLASSIFIED BY CAUSE AND AGE OF MOTHER AT MATERNITY

| Inter-National List Nos. (Y30-Y39) | Cause of death  | Age at maternity |            |            |            |            |            |             |            | Total        |
|------------------------------------|---|------------------|------------|------------|------------|------------|------------|-------------|------------|--------------|
|                                    |   | Under 20         | 20-24      | 25-29      | 30-34      | 35-39      | 40-44      | 45 and over | Not stated |              |
| 36                                 | <b>Placental and cord conditions</b>                                      |                  |            |            |            |            |            |             |            |              |
| 36.0                               | Cord condition without mention of placental abnormality                   | 2                | 12         | 13         | 25         | 13         | 10         | 2           | -          | 77           |
| 36.1                               | Placenta praevia  | -                | 1          | 2          | 5          | -          | 3          | -           | -          | 11           |
| 36.2                               | Premature separation of normally implanted placenta                       | 1                | 4          | 18         | 23         | 31         | 12         | 2           | 2          | 93           |
| 36.3                               | Placenta praevia with cord abnormality                                    | -                | -          | -          | -          | -          | -          | -           | -          | -            |
| 36.4                               | Premature separation of normally implanted placenta with cord abnormality | 1                | -          | -          | -          | 1          | -          | -           | -          | 2            |
| 36.5                               | Placental infarct   | -                | 3          | 8          | 12         | 7          | 6          | -           | -          | 36           |
| 36.6                               | Other abnormality of placenta and cord                                    | 2                | 9          | 13         | 11         | 9          | 9          | -           | -          | 53           |
| 37                                 | <b>Birth injury</b>   |                  |            |            |            |            |            |             |            |              |
| 37.3                               | Birth injury with malposition of foetus                                   | -                | -          | -          | -          | -          | -          | -           | -          | -            |
| 37.8                               | Birth injury due to other or unspecified cause                            | -                | -          | -          | 2          | -          | -          | -           | -          | 2            |
| 38                                 | <b>Congenital malformation of foetus</b>                                  |                  |            |            |            |            |            |             |            |              |
| 38.0                               | Anencephalus  | 8                | 25         | 37         | 33         | 20         | 8          | 2           | -          | 133          |
| 38.1                               | Hydrocephalus   | 1                | 6          | 11         | 17         | 8          | 1          | 1           | -          | 45           |
| 38.2                               | Spina bifida  | -                | 2          | 1          | 2          | 3          | -          | -           | -          | 8            |
| 38.3                               | Other malformation of the central nervous system                          | -                | -          | -          | 1          | 1          | 1          | -           | -          | 3            |
| 38.4                               | Malformation of the cardiovascular system                                 | -                | -          | 1          | -          | -          | -          | -           | -          | 1            |
| 38.5                               | Malformation of other specified system or part                            | -                | -          | 1          | -          | -          | 1          | -           | -          | 2            |
| 38.6                               | Monster   | -                | -          | -          | -          | -          | -          | -           | -          | -            |
| 38.7                               | Other and unspecified malformations                                       | 2                | 1          | 5          | 1          | -          | 1          | -           | -          | 10           |
| 39                                 | <b>Diseases of foetus and ill-defined causes</b>                          |                  |            |            |            |            |            |             |            |              |
| 39.1                               | Infection other than syphilis   | -                | -          | 1          | -          | 1          | -          | -           | -          | 2            |
| 39.2                               | Erythroblastosis  | -                | 6          | 19         | 31         | 19         | 9          | 2           | -          | 86           |
| 39.3                               | Other cause originated in the foetus                                      | -                | 1          | -          | -          | -          | -          | -           | -          | 1            |
| 39.4                               | Maceration, cause not specified   | 4                | 10         | 12         | 36         | 23         | 13         | 1           | -          | 99           |
| 39.5                               | Other ill-defined cause   | 1                | 17         | 10         | 19         | 6          | 5          | 1           | -          | 59           |
| 39.6                               | Cause unspecified   | 2                | 13         | 17         | 14         | 19         | 11         | -           | 1          | 77           |
|                                    | <b>Total</b>  | <b>30</b>        | <b>133</b> | <b>203</b> | <b>274</b> | <b>218</b> | <b>121</b> | <b>18</b>   | <b>3</b>   | <b>1,000</b> |
|                                    | <b>Foetal Deaths per 1,000 Total Births</b>                               | <b>16</b>        | <b>11</b>  | <b>12</b>  | <b>18</b>  | <b>20</b>  | <b>28</b>  | <b>48</b>   | <b>6</b>   | <b>16</b>    |

TABLE 30 - LATE FOETAL DEATHS NOTIFIED IN 1967 CLASSIFIED BY CAUSE AND PERIOD OF GESTATION

| Inter-National List Nos. (Y30-Y39) | Cause of death                                      | Period of gestation |                   |              |
|------------------------------------|---|---------------------|-------------------|--------------|
|                                    |   | 28 - 36 weeks       | 37 weeks and over | Total        |
| 30                                 | Chronic disease in mother                           | 11                  | 10                | 21           |
| 31                                 | Acute disease in mother                             | 1                   | 2                 | 3            |
| 32                                 | Diseases and conditions of pregnancy and childbirth | 86                  | 44                | 130          |
| 34                                 | Difficulties in labour                              | 7                   | 32                | 39           |
| 35                                 | Other causes in mother                              | 4                   | 3                 | 7            |
| 36                                 | Placental and cord conditions                       | 92                  | 180               | 272          |
| 37                                 | Birth injury  | 1                   | 1                 | 2            |
| 38                                 | Congenital malformation of foetus                   | 105                 | 97                | 202          |
| 39.0 to .4                         | Diseases of foetus                                  | 109                 | 79                | 188          |
| 39.5 to .6                         | Ill-defined or unknown causes                       | 51                  | 85                | 136          |
|                                    | <b>Total</b>  | <b>467</b>          | <b>533</b>        | <b>1,000</b> |

TABLE 31 - LATE FOETAL DEATHS NOTIFIED IN 1967 CLASSIFIED BY CAUSE AND NUMBER OF PREVIOUS CHILDREN

| Inter-National List Nos. (Y30-Y39) | Cause of death                                      | Number of previous children |            |            |            |              |
|------------------------------------|---|-----------------------------|------------|------------|------------|--------------|
|                                    |   | 0                           | 1 or 2     | 3, 4 or 5  | 6 or more  | Total        |
| 30                                 | Chronic disease in mother                           | 4                           | 5          | 4          | 8          | 21           |
| 31                                 | Acute disease in mother                             | -                           | 1          | 1          | 1          | 3            |
| 32                                 | Diseases and conditions of pregnancy and childbirth | 31                          | 43         | 33         | 23         | 130          |
| 34                                 | Difficulties in labour                              | 10                          | 5          | 13         | 11         | 39           |
| 35                                 | Other causes in mother                              | 1                           | 1          | 2          | 3          | 7            |
| 36                                 | Placental and cord conditions                       | 63                          | 62         | 83         | 64         | 272          |
| 37                                 | Birth injury  | -                           | -          | 2          | -          | 2            |
| 38                                 | Congenital malformation of foetus                   | 61                          | 58         | 61         | 22         | 202          |
| 39.0 to .4                         | Diseases of foetus                                  | 24                          | 51         | 66         | 47         | 188          |
| 39.5 to .6                         | Ill-defined or unknown causes                       | 43                          | 33         | 36         | 24         | 136          |
|                                    | <b>Total</b>  | <b>237</b>                  | <b>259</b> | <b>301</b> | <b>203</b> | <b>1,000</b> |

TABLE 32 - LATE FOETAL DEATHS NOTIFIED IN 1967 CLASSIFIED BY SEX AND PERIOD OF GESTATION

| Sex          | Period of gestation |                   |              |
|--------------|---------------------|-------------------|--------------|
|              | 28 - 36 weeks       | 37 weeks and over | Total        |
| Males        | 240                 | 267               | 507          |
| Females      | 227                 | 266               | 493          |
| <b>Total</b> | <b>467</b>          | <b>533</b>        | <b>1,000</b> |

TABLE 33 - LATE FOETAL DEATHS NOTIFIED IN 1967 CLASSIFIED BY AGE OF MOTHER AND NUMBER OF PREVIOUS CHILDREN

| Previous children | Age of Mother |            |            |            |            |            |             |            | Total        |
|-------------------|---------------|------------|------------|------------|------------|------------|-------------|------------|--------------|
|                   | Under 20      | 20-24      | 25-29      | 30-34      | 35-39      | 40-44      | 45 and over | Not stated |              |
| 0                 | 19            | 84         | 72         | 38         | 15         | 9          | -           | -          | 237          |
| 1                 | 7             | 20         | 42         | 38         | 17         | 2          | -           | -          | 126          |
| 2                 | 3             | 13         | 31         | 43         | 33         | 9          | -           | 1          | 133          |
| 3                 | 1             | 10         | 25         | 53         | 24         | 6          | -           | 2          | 121          |
| 4                 | -             | 5          | 13         | 28         | 26         | 9          | -           | -          | 81           |
| 5                 | -             | 1          | 14         | 33         | 30         | 17         | 4           | -          | 99           |
| 6                 | -             | -          | 2          | 12         | 16         | 16         | 1           | -          | 47           |
| 7                 | -             | -          | 3          | 8          | 16         | 14         | 1           | -          | 42           |
| 8                 | -             | -          | -          | 10         | 14         | 12         | 3           | -          | 39           |
| 9                 | -             | -          | -          | 4          | 8          | 6          | 3           | -          | 21           |
| 10                | -             | -          | -          | 2          | 10         | 5          | 3           | -          | 20           |
| 11                | -             | -          | -          | 3          | 4          | 3          | 1           | -          | 11           |
| 12                | -             | -          | 1          | -          | 4          | 4          | -           | -          | 9            |
| 13                | -             | -          | -          | 2          | 1          | 4          | -           | -          | 7            |
| 14                | -             | -          | -          | -          | -          | 2          | 1           | -          | 3            |
| 15 and over       | -             | -          | -          | -          | -          | 3          | 1           | -          | 4            |
| <b>Total</b>      | <b>30</b>     | <b>133</b> | <b>203</b> | <b>274</b> | <b>218</b> | <b>121</b> | <b>18</b>   | <b>3</b>   | <b>1,000</b> |

TABLE 34 - DEATHS REGISTERED IN 1967 OF RESIDENTS OF EACH COUNTY AND COUNTY BOROUGH  
SHOWING THE NUMBERS REGISTERED EACH QUARTER

| Area                              | 1st Quarter  |              | 2nd Quarter  |              | 3rd Quarter  |              | 4th Quarter  |              | Year          |               |
|-----------------------------------|--------------|--------------|--------------|--------------|--------------|--------------|--------------|--------------|---------------|---------------|
|                                   | Males        | Females      | Males        | Females      | Males        | Females      | Males        | Females      | Males         | Females       |
| <b>Total .. ..</b>                | <b>4,741</b> | <b>3,902</b> | <b>4,261</b> | <b>3,579</b> | <b>3,814</b> | <b>3,281</b> | <b>4,219</b> | <b>3,603</b> | <b>17,035</b> | <b>14,366</b> |
| Carlow .. ..                      | 60           | 38           | 50           | 47           | 35           | 32           | 41           | 44           | 186           | 161           |
| Dublin Co. Borough                | 702          | 731          | 665          | 635          | 609          | 645          | 739          | 677          | 2,715         | 2,688         |
| Dun Laoghaire Boro'               | 91           | 92           | 64           | 84           | 66           | 78           | 75           | 80           | 296           | 334           |
| Dublin Co. (remainder)            | 169          | 139          | 132          | 150          | 141          | 111          | 164          | 127          | 606           | 527           |
| Kildare .. ..                     | 84           | 69           | 91           | 78           | 96           | 54           | 77           | 68           | 348           | 269           |
| Kilkenny .. ..                    | 110          | 75           | 100          | 89           | 87           | 63           | 103          | 70           | 400           | 297           |
| Laois .. ..                       | 68           | 62           | 67           | 51           | 71           | 48           | 89           | 57           | 295           | 218           |
| Longford .. ..                    | 61           | 40           | 50           | 29           | 38           | 40           | 57           | 45           | 206           | 154           |
| Louth .. ..                       | 122          | 87           | 92           | 77           | 77           | 78           | 83           | 86           | 374           | 328           |
| Meath .. ..                       | 121          | 72           | 94           | 80           | 96           | 66           | 86           | 90           | 397           | 308           |
| Offaly .. ..                      | 99           | 57           | 78           | 59           | 82           | 38           | 64           | 69           | 323           | 223           |
| Westmeath .. ..                   | 95           | 60           | 83           | 69           | 67           | 67           | 85           | 77           | 330           | 273           |
| Wexford .. ..                     | 151          | 131          | 141          | 127          | 120          | 90           | 106          | 101          | 518           | 449           |
| Wicklow .. ..                     | 86           | 86           | 91           | 71           | 86           | 63           | 93           | 85           | 356           | 305           |
| <b>Leinster .. ..</b>             | <b>2,019</b> | <b>1,739</b> | <b>1,798</b> | <b>1,646</b> | <b>1,671</b> | <b>1,473</b> | <b>1,862</b> | <b>1,676</b> | <b>7,350</b>  | <b>6,534</b>  |
| Clare .. ..                       | 156          | 103          | 118          | 98           | 115          | 99           | 142          | 89           | 531           | 389           |
| Cork Co. Borough                  | 157          | 182          | 184          | 156          | 156          | 146          | 153          | 182          | 650           | 666           |
| Cork County .. ..                 | 403          | 352          | 392          | 314          | 298          | 288          | 350          | 298          | 1,443         | 1,252         |
| Kerry .. ..                       | 251          | 205          | 196          | 143          | 185          | 132          | 205          | 141          | 837           | 621           |
| Limerick Co. Borough              | 63           | 61           | 59           | 61           | 50           | 69           | 61           | 77           | 233           | 268           |
| Limerick County ..                | 144          | 104          | 119          | 91           | 132          | 104          | 129          | 109          | 524           | 408           |
| Tipperary, N.R. ..                | 111          | 71           | 84           | 62           | 73           | 51           | 89           | 69           | 357           | 253           |
| Tipperary, S.R. ..                | 129          | 89           | 127          | 93           | 97           | 77           | 99           | 74           | 452           | 333           |
| Waterford County<br>Borough .. .. | 52           | 71           | 49           | 31           | 35           | 36           | 56           | 37           | 192           | 175           |
| Waterford County                  | 68           | 72           | 75           | 53           | 65           | 54           | 74           | 47           | 282           | 226           |
| <b>Munster .. ..</b>              | <b>1,534</b> | <b>1,310</b> | <b>1,403</b> | <b>1,102</b> | <b>1,206</b> | <b>1,056</b> | <b>1,358</b> | <b>1,123</b> | <b>5,501</b>  | <b>4,591</b>  |
| Galway .. ..                      | 257          | 218          | 271          | 186          | 201          | 170          | 233          | 192          | 962           | 766           |
| Leitrim .. ..                     | 86           | 52           | 60           | 41           | 58           | 30           | 67           | 49           | 271           | 172           |
| Mayo .. ..                        | 231          | 166          | 201          | 169          | 179          | 154          | 192          | 170          | 803           | 659           |
| Roscommon .. ..                   | 109          | 78           | 96           | 76           | 109          | 94           | 97           | 72           | 411           | 320           |
| Sligo .. ..                       | 112          | 79           | 96           | 70           | 69           | 73           | 88           | 69           | 365           | 291           |
| <b>Connacht .. ..</b>             | <b>795</b>   | <b>593</b>   | <b>724</b>   | <b>542</b>   | <b>616</b>   | <b>521</b>   | <b>677</b>   | <b>552</b>   | <b>2,812</b>  | <b>2,208</b>  |
| Cavan .. ..                       | 117          | 60           | 93           | 66           | 92           | 74           | 93           | 63           | 395           | 263           |
| Donegal .. ..                     | 191          | 136          | 166          | 152          | 159          | 111          | 169          | 137          | 685           | 536           |
| Monaghan .. ..                    | 85           | 64           | 77           | 71           | 70           | 46           | 60           | 52           | 292           | 233           |
| <b>Ulster (part of) ..</b>        | <b>393</b>   | <b>260</b>   | <b>336</b>   | <b>289</b>   | <b>321</b>   | <b>231</b>   | <b>322</b>   | <b>252</b>   | <b>1,372</b>  | <b>1,032</b>  |

TABLE 35 - BIRTHS SHOWING THE NUMBERS REGISTERED IN EACH QUARTER IN 1967 ASSIGNED TO THE COUNTIES AND COUNTY BOROUGHS.

| Area                              | 1st Quarter |         | 2nd Quarter |         | 3rd Quarter |         | 4th Quarter |         | Year   |         |
|-----------------------------------|-------------|---------|-------------|---------|-------------|---------|-------------|---------|--------|---------|
|                                   | Males       | Females | Males       | Females | Males       | Females | Males       | Females | Males  | Females |
| Total .. ..                       | 7,769       | 7,264   | 8,633       | 8,058   | 7,917       | 7,446   | 7,323       | 6,907   | 31,642 | 29,666  |
| Carlow .. ..                      | 93          | 98      | 113         | 96      | 98          | 88      | 92          | 90      | 396    | 372     |
| Dublin Co. Borough                | 1,560       | 1,363   | 1,762       | 1,677   | 1,607       | 1,465   | 1,518       | 1,413   | 6,447  | 5,918   |
| Dun Laoghaire Boro'               | 141         | 136     | 124         | 166     | 150         | 142     | 138         | 134     | 553    | 578     |
| Dublin Co. (remainder)            | 667         | 629     | 726         | 696     | 652         | 663     | 609         | 529     | 2,654  | 2,517   |
| Kildare .. ..                     | 185         | 220     | 197         | 218     | 251         | 180     | 182         | 167     | 815    | 785     |
| Kilkenny .. ..                    | 124         | 131     | 175         | 163     | 146         | 142     | 139         | 128     | 584    | 564     |
| Laois .. ..                       | 122         | 91      | 129         | 99      | 121         | 125     | 115         | 98      | 487    | 413     |
| Longford .. ..                    | 84          | 65      | 88          | 64      | 70          | 79      | 71          | 65      | 313    | 273     |
| Louth .. ..                       | 177         | 203     | 262         | 234     | 218         | 195     | 205         | 206     | 862    | 838     |
| Meath .. ..                       | 155         | 164     | 216         | 186     | 197         | 202     | 182         | 191     | 750    | 743     |
| Offaly .. ..                      | 149         | 130     | 182         | 145     | 167         | 131     | 145         | 133     | 643    | 539     |
| Westmeath .. ..                   | 147         | 150     | 188         | 154     | 162         | 154     | 153         | 129     | 650    | 587     |
| Wexford .. ..                     | 255         | 217     | 245         | 202     | 241         | 248     | 215         | 209     | 956    | 876     |
| Wicklow .. ..                     | 161         | 176     | 195         | 168     | 168         | 146     | 155         | 162     | 679    | 652     |
| Leinster .. ..                    | 4,020       | 3,773   | 4,602       | 4,268   | 4,248       | 3,960   | 3,919       | 3,654   | 16,789 | 15,665  |
| Clare .. ..                       | 188         | 164     | 210         | 187     | 157         | 164     | 136         | 138     | 691    | 653     |
| Cork Co. Borough                  | 350         | 317     | 463         | 375     | 366         | 320     | 417         | 395     | 1,596  | 1,407   |
| Cork County .. ..                 | 582         | 524     | 597         | 615     | 536         | 531     | 535         | 531     | 2,250  | 2,201   |
| Kerry .. ..                       | 269         | 260     | 259         | 220     | 260         | 240     | 226         | 244     | 1,014  | 964     |
| Limerick Co. Borough              | 189         | 182     | 207         | 221     | 181         | 165     | 191         | 155     | 768    | 723     |
| Limerick County ..                | 227         | 211     | 219         | 190     | 209         | 204     | 182         | 182     | 837    | 787     |
| Tipperary, N.R. ..                | 141         | 129     | 152         | 149     | 145         | 154     | 140         | 113     | 578    | 545     |
| Tipperary, S.R. ..                | 198         | 194     | 185         | 184     | 206         | 192     | 164         | 152     | 753    | 722     |
| Waterford County<br>Borough .. .. | 109         | 93      | 87          | 87      | 99          | 76      | 86          | 80      | 381    | 336     |
| Waterford County                  | 105         | 99      | 134         | 98      | 119         | 109     | 76          | 91      | 434    | 397     |
| Munster .. ..                     | 2,358       | 2,173   | 2,513       | 2,326   | 2,278       | 2,155   | 2,153       | 2,081   | 9,302  | 8,735   |
| Galway .. ..                      | 398         | 372     | 389         | 351     | 365         | 338     | 340         | 280     | 1,492  | 1,341   |
| Leitrim .. ..                     | 57          | 51      | 69          | 63      | 70          | 36      | 63          | 51      | 259    | 201     |
| Mayo .. ..                        | 250         | 222     | 236         | 253     | 260         | 235     | 216         | 236     | 962    | 946     |
| Roscommon .. ..                   | 120         | 113     | 118         | 113     | 89          | 98      | 107         | 80      | 434    | 404     |
| Sligo .. ..                       | 89          | 104     | 161         | 136     | 114         | 122     | 111         | 90      | 475    | 452     |
| Connacht .. ..                    | 914         | 862     | 973         | 916     | 898         | 829     | 837         | 737     | 3,622  | 3,344   |
| Cavan .. ..                       | 122         | 105     | 137         | 157     | 104         | 122     | 100         | 121     | 463    | 505     |
| Donegal .. ..                     | 237         | 241     | 286         | 279     | 268         | 250     | 220         | 214     | 1,011  | 984     |
| Monaghan .. ..                    | 118         | 100     | 122         | 112     | 121         | 130     | 94          | 100     | 455    | 442     |
| Ulster (part of)                  | 477         | 446     | 545         | 548     | 493         | 502     | 414         | 435     | 1,929  | 1,931   |



TABLE 36 - BIRTHS, REGISTERED IN 1967, IN EACH COUNTY AND COUNTY BOROUGH SHOWING PLACE OF OCCURRENCE AND AREAS OF NORMAL RESIDENCE.

| Area                     | Number registered |             | Transferred from area |             | Transferred to area |             | Net number |             |
|--------------------------|-------------------|-------------|-----------------------|-------------|---------------------|-------------|------------|-------------|
|                          | Hospital*         | Domiciliary | Hospital*             | Domiciliary | Hospital*           | Domiciliary | Hospital*  | Domiciliary |
| Total                    | 57,168            | 4,139       | -                     | -           | -                   | -           | 57,168     | 4,139       |
| Carlow .. ..             | 592               | 27          | 74                    | 2           | 222                 | 3           | 740        | 28          |
| Dublin Co. Borough       | 19,135            | 1,164       | 8,073                 | 10          | 146                 | 3           | 11,208     | 1,157       |
| Dun Laoghaire Boro'      | 1,352             | 68          | 865                   | -           | 576                 | -           | 1,063      | 68          |
| Dublin Co. (remainder)   | 221               | 344         | 179                   | 1           | 4,780               | 6           | 4,822      | 349         |
| Kildare .. ..            | 286               | 146         | 10                    | -           | 1,176               | 2           | 1,452      | 148         |
| Kilkenny .. ..           | 828               | 78          | 55                    | -           | 296                 | 1           | 1,069      | 79          |
| Laois .. ..              | 630               | 85          | 26                    | 4           | 214                 | 1           | 818        | 82          |
| Longford .. ..           | 383               | 47          | 111                   | -           | 267                 | -           | 539        | 47          |
| Louth .. ..              | 3,070             | 44          | 1,457                 | 1           | 44                  | -           | 1,657      | 43          |
| Meath .. ..              | 189               | 57          | 4                     | 1           | 1,251               | 1           | 1,436      | 57          |
| Offaly .. ..             | 888               | 123         | 38                    | 1           | 210                 | -           | 1,060      | 122         |
| Westmeath .. ..          | 1,114             | 76          | 225                   | -           | 272                 | -           | 1,161      | 76          |
| Wexford .. ..            | 1,283             | 220         | 39                    | -           | 367                 | 1           | 1,611      | 221         |
| Wicklow .. ..            | 167               | 192         | 5                     | 1           | 977                 | 1           | 1,139      | 192         |
| Clare .. ..              | 946               | 58          | 14                    | -           | 354                 | -           | 1,286      | 58          |
| Cork Co. Borough ..      | 6,215             | 112         | 3,335                 | 3           | 13                  | 1           | 2,893      | 110         |
| Cork County .. ..        | 1,412             | 96          | 46                    | -           | 2,987               | 2           | 4,353      | 98          |
| Kerry .. ..              | 1,622             | 60          | 13                    | -           | 308                 | 1           | 1,917      | 61          |
| Limerick Co. Borough     | 3,569             | 70          | 2,159                 | -           | 11                  | -           | 1,421      | 70          |
| Limerick County ..       | 5                 | 66          | -                     | 1           | 1,553               | 1           | 1,558      | 66          |
| Tipperary, N.R. ..       | 920               | 49          | 183                   | -           | 336                 | 1           | 1,073      | 50          |
| Tipperary, S.R. ..       | 1,426             | 69          | 126                   | -           | 106                 | -           | 1,406      | 69          |
| Waterford Co. Borough .. | 1,460             | 136         | 895                   | -           | 16                  | -           | 581        | 136         |
| Waterford County ..      | 132               | 99          | 8                     | -           | 608                 | -           | 732        | 99          |
| Galway .. ..             | 3,499             | 119         | 861                   | -           | 76                  | -           | 2,714      | 119         |
| Leitrim .. ..            | 206               | 14          | 10                    | -           | 250                 | -           | 446        | 14          |
| Mayo .. ..               | 1,353             | 109         | 17                    | -           | 462                 | 1           | 1,798      | 110         |
| Roscommon .. ..          | 450               | 29          | 39                    | -           | 398                 | -           | 809        | 29          |
| Sligo .. ..              | 900               | 58          | 99                    | 1           | 69                  | -           | 870        | 57          |
| Cavan .. ..              | 597               | 87          | 35                    | 1           | 319                 | 1           | 881        | 87          |
| Donegal .. ..            | 1,748             | 225         | 26                    | -           | 48                  | -           | 1,770      | 225         |
| Monaghan .. ..           | 570               | 12          | 61                    | -           | 376                 | -           | 885        | 12          |

\* Including registered private maternity homes.

TABLE 37 - BIRTHS REGISTERED IN 1967 CLASSIFIED BY SEX AND AGE OF MOTHER AT MATERNITY AND SHOWING THE NUMBER OF ILLEGITIMATE BIRTHS

| Age of mother at maternity | Total births (including illegitimate) |               |               | Illegitimate births |            |            |
|----------------------------|---------------------------------------|---------------|---------------|---------------------|------------|------------|
|                            | Total                                 | Males         | Females       | Total               | Males      | Females    |
| <b>All ages</b>            | <b>61,307</b>                         | <b>31,642</b> | <b>29,665</b> | <b>1,540</b>        | <b>779</b> | <b>761</b> |
| 15 and under               | 44                                    | 22            | 22            | 38                  | 18         | 20         |
| 16                         | 111                                   | 63            | 48            | 66                  | 39         | 27         |
| 17                         | 224                                   | 131           | 93            | 81                  | 54         | 27         |
| 18                         | 542                                   | 280           | 262           | 172                 | 83         | 89         |
| 19                         | 904                                   | 433           | 471           | 159                 | 78         | 81         |
| <b>Under 20</b>            | <b>1,825</b>                          | <b>929</b>    | <b>896</b>    | <b>516</b>          | <b>272</b> | <b>244</b> |
| 20                         | 1,328                                 | 694           | 634           | 156                 | 82         | 74         |
| 21                         | 1,840                                 | 923           | 917           | 155                 | 73         | 82         |
| 22                         | 2,481                                 | 1,252         | 1,229         | 124                 | 64         | 60         |
| 23                         | 2,912                                 | 1,477         | 1,435         | 93                  | 49         | 44         |
| 24                         | 3,455                                 | 1,781         | 1,674         | 83                  | 45         | 38         |
| <b>20-24</b>               | <b>12,016</b>                         | <b>6,127</b>  | <b>5,889</b>  | <b>611</b>          | <b>313</b> | <b>298</b> |
| 25                         | 3,168                                 | 1,603         | 1,565         | 52                  | 27         | 25         |
| 26                         | 3,282                                 | 1,697         | 1,585         | 42                  | 23         | 19         |
| 27                         | 3,553                                 | 1,844         | 1,709         | 38                  | 16         | 22         |
| 28                         | 3,459                                 | 1,797         | 1,662         | 33                  | 18         | 15         |
| 29                         | 3,236                                 | 1,660         | 1,576         | 25                  | 8          | 17         |
| <b>25-29</b>               | <b>16,698</b>                         | <b>8,601</b>  | <b>8,097</b>  | <b>190</b>          | <b>92</b>  | <b>98</b>  |
| 30                         | 3,407                                 | 1,775         | 1,632         | 31                  | 15         | 16         |
| 31                         | 3,190                                 | 1,712         | 1,478         | 15                  | 7          | 8          |
| 32                         | 2,912                                 | 1,490         | 1,422         | 17                  | 8          | 9          |
| 33                         | 2,763                                 | 1,412         | 1,351         | 10                  | 3          | 7          |
| 34                         | 2,817                                 | 1,512         | 1,305         | 20                  | 7          | 13         |
| <b>30-34</b>               | <b>15,089</b>                         | <b>7,901</b>  | <b>7,188</b>  | <b>93</b>           | <b>40</b>  | <b>53</b>  |
| 35                         | 2,501                                 | 1,299         | 1,202         | 15                  | 5          | 10         |
| 36                         | 2,224                                 | 1,117         | 1,107         | 10                  | 6          | 4          |
| 37                         | 2,193                                 | 1,124         | 1,069         | 10                  | 6          | 4          |
| 38                         | 1,919                                 | 1,017         | 902           | 10                  | 4          | 6          |
| 39                         | 1,741                                 | 905           | 836           | 13                  | 5          | 8          |
| <b>35-39</b>               | <b>10,578</b>                         | <b>5,462</b>  | <b>5,116</b>  | <b>58</b>           | <b>26</b>  | <b>32</b>  |
| 40                         | 1,438                                 | 747           | 691           | 7                   | 4          | 3          |
| 41                         | 1,085                                 | 570           | 515           | 4                   | 1          | 3          |
| 42                         | 834                                   | 426           | 408           | 3                   | 3          | -          |
| 43                         | 585                                   | 291           | 294           | 2                   | 1          | 1          |
| 44                         | 321                                   | 147           | 174           | 1                   | -          | 1          |
| <b>40-44</b>               | <b>4,263</b>                          | <b>2,181</b>  | <b>2,082</b>  | <b>17</b>           | <b>9</b>   | <b>8</b>   |
| 45                         | 207                                   | 114           | 93            | -                   | -          | -          |
| 46                         | 91                                    | 48            | 43            | 2                   | 1          | 1          |
| 47                         | 36                                    | 19            | 17            | 1                   | -          | 1          |
| 48                         | 13                                    | 6             | 7             | 1                   | 1          | -          |
| 49                         | 6                                     | 5             | 1             | -                   | -          | -          |
| <b>45-49</b>               | <b>353</b>                            | <b>192</b>    | <b>161</b>    | <b>4</b>            | <b>2</b>   | <b>2</b>   |
| 50-55                      | 4                                     | 2             | 2             | -                   | -          | -          |
| Age not stated             | 481                                   | 247           | 234           | 51                  | 25         | 26         |

TABLE 38 - BIRTHS REGISTERED IN 1967, CLASSIFIED BY AGE OF MOTHER AT MATERNITY AND COUNTY OF NORMAL RESIDENCE.

| Age of mother at maternity | Total births including illegitimate |            |            | Illegitimate births |           |           | Total births including illegitimate |              |              | Illegitimate births |            |            |
|----------------------------|-------------------------------------|------------|------------|---------------------|-----------|-----------|-------------------------------------|--------------|--------------|---------------------|------------|------------|
|                            | Total                               | Males      | Fem.       | Total               | Males     | Fem.      | Total                               | Males        | Fem.         | Total               | Males      | Fem.       |
|                            | CARLOW                              |            |            |                     |           |           | DUBLIN COUNTY BOROUGH               |              |              |                     |            |            |
| Under 20 years             | 25                                  | 12         | 13         | 8                   | 3         | 5         | 404                                 | 198          | 206          | 96                  | 49         | 47         |
| 20-24 years                | 158                                 | 80         | 78         | 5                   | -         | 5         | 2,941                               | 1,513        | 1,428        | 136                 | 66         | 70         |
| 25-29 years                | 184                                 | 97         | 87         | 2                   | 1         | 1         | 3,575                               | 1,863        | 1,712        | 59                  | 37         | 22         |
| 30-34 years                | 207                                 | 106        | 101        | -                   | -         | -         | 2,841                               | 1,518        | 1,323        | 29                  | 12         | 17         |
| 35-39 years                | 137                                 | 73         | 64         | -                   | -         | -         | 1,836                               | 956          | 880          | 16                  | 6          | 10         |
| 40-44 years                | 50                                  | 28         | 22         | -                   | -         | -         | 693                                 | 365          | 328          | 3                   | 2          | 1          |
| 45 years and over          | 3                                   | -          | 3          | -                   | -         | -         | 50                                  | 23           | 27           | 1                   | 1          | -          |
| Age not stated             | 4                                   | -          | 4          | -                   | -         | -         | 25                                  | 11           | 14           | 13                  | 5          | 8          |
| <b>All ages</b>            | <b>768</b>                          | <b>396</b> | <b>372</b> | <b>15</b>           | <b>4</b>  | <b>11</b> | <b>12,365</b>                       | <b>6,447</b> | <b>5,918</b> | <b>353</b>          | <b>178</b> | <b>175</b> |
|                            | DUN LAOGHAIRE BOROUGH               |            |            |                     |           |           | DUBLIN COUNTY (remainder)           |              |              |                     |            |            |
| Under 20 years             | 31                                  | 18         | 13         | 9                   | 7         | 2         | 115                                 | 63           | 52           | 41                  | 23         | 18         |
| 20-24 years                | 242                                 | 119        | 123        | 10                  | 3         | 7         | 994                                 | 513          | 481          | 48                  | 24         | 24         |
| 25-29 years                | 364                                 | 170        | 194        | 2                   | 2         | -         | 1,742                               | 888          | 854          | 17                  | 5          | 12         |
| 30-34 years                | 265                                 | 136        | 129        | 1                   | 1         | -         | 1,325                               | 673          | 652          | 10                  | 4          | 6          |
| 35-39 years                | 175                                 | 84         | 91         | -                   | -         | -         | 727                                 | 379          | 348          | 8                   | 2          | 6          |
| 40-44 years                | 50                                  | 23         | 27         | 1                   | 1         | -         | 254                                 | 133          | 121          | -                   | -          | -          |
| 45 years and over          | 2                                   | 2          | -          | -                   | -         | -         | 9                                   | 4            | 5            | -                   | -          | -          |
| Age not stated             | 2                                   | 1          | 1          | 2                   | 1         | 1         | 5                                   | 1            | 4            | 2                   | -          | 2          |
| <b>All ages</b>            | <b>1,131</b>                        | <b>553</b> | <b>578</b> | <b>25</b>           | <b>15</b> | <b>10</b> | <b>5,171</b>                        | <b>2,654</b> | <b>2,517</b> | <b>126</b>          | <b>58</b>  | <b>68</b>  |
|                            | KILDARE                             |            |            |                     |           |           | KILKENNY                            |              |              |                     |            |            |
| Under 20 years             | 80                                  | 41         | 39         | 18                  | 10        | 8         | 34                                  | 21           | 13           | 7                   | 5          | 2          |
| 20-24 years                | 387                                 | 193        | 194        | 20                  | 10        | 10        | 219                                 | 95           | 124          | 12                  | 5          | 7          |
| 25-29 years                | 421                                 | 219        | 202        | 7                   | -         | 7         | 264                                 | 124          | 140          | 2                   | 1          | 1          |
| 30-34 years                | 353                                 | 174        | 179        | 5                   | 3         | 2         | 311                                 | 175          | 136          | -                   | -          | -          |
| 35-39 years                | 208                                 | 104        | 104        | 5                   | 4         | 1         | 205                                 | 117          | 88           | -                   | -          | -          |
| 40-44 years                | 118                                 | 67         | 51         | 2                   | 1         | 1         | 105                                 | 47           | 58           | -                   | -          | -          |
| 45 years and over          | 11                                  | 6          | 5          | 1                   | -         | 1         | 7                                   | 4            | 3            | -                   | -          | -          |
| Age not stated             | 22                                  | 11         | 11         | -                   | -         | -         | 3                                   | 1            | 2            | 1                   | -          | 1          |
| <b>All ages</b>            | <b>1,600</b>                        | <b>815</b> | <b>785</b> | <b>58</b>           | <b>28</b> | <b>30</b> | <b>1,148</b>                        | <b>584</b>   | <b>564</b>   | <b>22</b>           | <b>11</b>  | <b>11</b>  |
|                            | LAOIS                               |            |            |                     |           |           | LONGFORD                            |              |              |                     |            |            |
| Under 20 years             | 23                                  | 13         | 10         | 7                   | 3         | 4         | 17                                  | 11           | 6            | 7                   | 5          | 2          |
| 20-24 years                | 172                                 | 93         | 79         | 9                   | 7         | 2         | 105                                 | 54           | 51           | 5                   | 3          | 2          |
| 25-29 years                | 241                                 | 131        | 110        | 1                   | 1         | -         | 129                                 | 72           | 57           | 3                   | -          | 3          |
| 30-34 years                | 208                                 | 114        | 94         | 1                   | -         | 1         | 147                                 | 86           | 61           | -                   | -          | -          |
| 35-39 years                | 151                                 | 77         | 74         | -                   | -         | -         | 132                                 | 64           | 68           | 1                   | 1          | -          |
| 40-44 years                | 75                                  | 43         | 32         | 1                   | 1         | -         | 48                                  | 22           | 26           | -                   | -          | -          |
| 45 years and over          | 10                                  | 6          | 4          | -                   | -         | -         | 6                                   | 3            | 3            | -                   | -          | -          |
| Age not stated             | 20                                  | 10         | 10         | -                   | -         | -         | 2                                   | 1            | 1            | -                   | -          | -          |
| <b>All ages</b>            | <b>900</b>                          | <b>487</b> | <b>413</b> | <b>19</b>           | <b>12</b> | <b>7</b>  | <b>586</b>                          | <b>313</b>   | <b>273</b>   | <b>16</b>           | <b>9</b>   | <b>7</b>   |

TABLE 38 (contd.) - BIRTHS REGISTERED IN 1967, CLASSIFIED BY AGE OF MOTHER AT MATERNITY AND COUNTY OF NORMAL RESIDENCE.

| Age of mother at maternity | Total births including illegitimate |       |       | Illegitimate births |       |      | Total births including illegitimate |       |       | Illegitimate births |       |      |
|----------------------------|-------------------------------------|-------|-------|---------------------|-------|------|-------------------------------------|-------|-------|---------------------|-------|------|
|                            | Total                               | Males | Fem.  | Total               | Males | Fem. | Total                               | Males | Fem.  | Total               | Males | Fem. |
|                            | LOUTH                               |       |       |                     |       |      | MEATH                               |       |       |                     |       |      |
| Under 20 years             | 59                                  | 30    | 29    | 9                   | 4     | 5    | 67                                  | 40    | 27    | 26                  | 14    | 12   |
| 20-24 years                | 388                                 | 201   | 187   | 4                   | 2     | 2    | 326                                 | 163   | 163   | 33                  | 18    | 15   |
| 25-29 years                | 458                                 | 233   | 225   | 2                   | 1     | 1    | 388                                 | 211   | 177   | 6                   | 3     | 3    |
| 30-34 years                | 402                                 | 191   | 211   | 2                   | 1     | 1    | 367                                 | 181   | 186   | 5                   | 1     | 4    |
| 35-39 years                | 282                                 | 160   | 122   | 1                   | 1     | -    | 229                                 | 105   | 124   | 4                   | 1     | 3    |
| 40-44 years                | 103                                 | 42    | 61    | -                   | -     | -    | 97                                  | 41    | 56    | 2                   | 1     | 1    |
| 45 years and over          | 6                                   | 3     | 3     | -                   | -     | -    | 9                                   | 5     | 4     | -                   | -     | -    |
| Age not stated             | 2                                   | 2     | -     | 1                   | 1     | -    | 10                                  | 4     | 6     | 5                   | 3     | 2    |
| All ages                   | 1,700                               | 862   | 838   | 19                  | 10    | 9    | 1,493                               | 750   | 743   | 81                  | 41    | 40   |
|                            | OFFALY                              |       |       |                     |       |      | WESTMEATH                           |       |       |                     |       |      |
| Under 20 years             | 37                                  | 12    | 25    | 13                  | 6     | 7    | 45                                  | 14    | 31    | 11                  | 3     | 8    |
| 20-24 years                | 231                                 | 129   | 102   | 12                  | 6     | 6    | 236                                 | 127   | 109   | 14                  | 4     | 10   |
| 25-29 years                | 312                                 | 168   | 144   | 2                   | 1     | 1    | 321                                 | 179   | 142   | 3                   | 1     | 2    |
| 30-34 years                | 276                                 | 159   | 117   | -                   | -     | -    | 312                                 | 153   | 159   | 4                   | 2     | 2    |
| 35-39 years                | 186                                 | 93    | 93    | -                   | -     | -    | 208                                 | 117   | 91    | 1                   | 1     | -    |
| 40-44 years                | 95                                  | 60    | 35    | -                   | -     | -    | 93                                  | 49    | 44    | 1                   | -     | 1    |
| 45 years and over          | 6                                   | -     | 6     | -                   | -     | -    | 11                                  | 5     | 6     | -                   | -     | -    |
| Age not stated             | 39                                  | 22    | 17    | -                   | -     | -    | 11                                  | 6     | 5     | -                   | -     | -    |
| All ages                   | 1,182                               | 643   | 539   | 27                  | 13    | 14   | 1,237                               | 650   | 587   | 34                  | 11    | 23   |
|                            | WEXFORD                             |       |       |                     |       |      | WICKLOW                             |       |       |                     |       |      |
| Under 20 years             | 84                                  | 49    | 35    | 20                  | 10    | 10   | 62                                  | 28    | 34    | 17                  | 8     | 9    |
| 20-24 years                | 386                                 | 207   | 179   | 21                  | 12    | 9    | 314                                 | 155   | 159   | 17                  | 6     | 11   |
| 25-29 years                | 465                                 | 222   | 243   | 6                   | 1     | 5    | 370                                 | 183   | 187   | 7                   | 5     | 2    |
| 30-34 years                | 430                                 | 235   | 195   | 1                   | -     | 1    | 275                                 | 145   | 130   | 4                   | 2     | 2    |
| 35-39 years                | 312                                 | 167   | 145   | 3                   | 1     | 2    | 203                                 | 111   | 92    | 1                   | -     | 1    |
| 40-44 years                | 131                                 | 65    | 66    | -                   | -     | -    | 85                                  | 42    | 43    | -                   | -     | -    |
| 45 years and over          | 12                                  | 4     | 8     | -                   | -     | -    | 8                                   | 7     | 1     | -                   | -     | -    |
| Age not stated             | 12                                  | 7     | 5     | -                   | -     | -    | 14                                  | 8     | 6     | 3                   | 3     | -    |
| All ages                   | 1,832                               | 956   | 876   | 51                  | 24    | 27   | 1,331                               | 679   | 652   | 49                  | 24    | 25   |
|                            | CORK COUNTY BOROUGH                 |       |       |                     |       |      | CORK COUNTY                         |       |       |                     |       |      |
| Under 20 years             | 86                                  | 46    | 40    | 23                  | 15    | 8    | 109                                 | 58    | 51    | 30                  | 16    | 14   |
| 20-24 years                | 630                                 | 332   | 298   | 27                  | 13    | 14   | 736                                 | 369   | 367   | 50                  | 35    | 15   |
| 25-29 years                | 949                                 | 498   | 451   | 10                  | 4     | 6    | 1,083                               | 548   | 535   | 11                  | 5     | 6    |
| 30-34 years                | 750                                 | 407   | 343   | 4                   | 2     | 2    | 1,203                               | 622   | 581   | 3                   | 2     | 1    |
| 35-39 years                | 427                                 | 227   | 200   | -                   | -     | -    | 895                                 | 450   | 445   | 4                   | 2     | 2    |
| 40-44 years                | 146                                 | 75    | 71    | -                   | -     | -    | 345                                 | 161   | 184   | 2                   | 1     | 1    |
| 45 years and over          | 8                                   | 6     | 2     | -                   | -     | -    | 32                                  | 17    | 15    | 1                   | -     | 1    |
| Age not stated             | 7                                   | 5     | 2     | 3                   | 2     | 1    | 48                                  | 25    | 23    | 4                   | -     | 4    |
| All ages                   | 3,003                               | 1,596 | 1,407 | 67                  | 36    | 31   | 4,451                               | 2,250 | 2,201 | 105                 | 61    | 44   |

TABLE 38 (contd.) - BIRTHS REGISTERED IN 1967, CLASSIFIED BY AGE OF MOTHER AT MATERNITY AND COUNTY OF NORMAL RESIDENCE.

| Age of mother at maternity | Total births including illegitimate |       |      | Illegitimate births |       |      | Total births including illegitimate |       |      | Illegitimate births |       |      |
|----------------------------|-------------------------------------|-------|------|---------------------|-------|------|-------------------------------------|-------|------|---------------------|-------|------|
|                            | Total                               | Males | Fem. | Total               | Males | Fem. | Total                               | Males | Fem. | Total               | Males | Fem. |
|                            | CLARE                               |       |      |                     |       |      | KERRY                               |       |      |                     |       |      |
| Under 20 years             | 25                                  | 14    | 11   | 8                   | 4     | 4    | 47                                  | 23    | 24   | 16                  | 8     | 8    |
| 20-24 years                | 222                                 | 111   | 111  | 5                   | 2     | 3    | 298                                 | 148   | 150  | 22                  | 12    | 10   |
| 25-29 years                | 344                                 | 191   | 153  | 5                   | 1     | 4    | 491                                 | 235   | 256  | 1                   | 1     | -    |
| 30-34 years                | 338                                 | 160   | 178  | 1                   | 1     | -    | 479                                 | 251   | 228  | 1                   | -     | 1    |
| 35-39 years                | 281                                 | 140   | 141  | 2                   | 1     | 1    | 415                                 | 213   | 202  | 1                   | 1     | -    |
| 40-44 years                | 108                                 | 58    | 50   | -                   | -     | -    | 164                                 | 98    | 66   | 1                   | -     | 1    |
| 45 years and over          | 12                                  | 9     | 3    | -                   | -     | -    | 13                                  | 8     | 5    | -                   | -     | -    |
| Age not stated             | 14                                  | 8     | 6    | 2                   | 1     | 1    | 71                                  | 38    | 33   | 1                   | 1     | -    |
| All ages                   | 1,344                               | 691   | 653  | 23                  | 10    | 13   | 1,978                               | 1,014 | 964  | 43                  | 23    | 20   |
|                            | LIMERICK COUNTY BOROUGH             |       |      |                     |       |      | LIMERICK COUNTY                     |       |      |                     |       |      |
| Under 20 years             | 50                                  | 26    | 24   | 9                   | 6     | 3    | 49                                  | 24    | 25   | 14                  | 8     | 6    |
| 20-24 years                | 366                                 | 179   | 187  | 6                   | 2     | 4    | 268                                 | 138   | 130  | 21                  | 12    | 9    |
| 25-29 years                | 429                                 | 226   | 203  | -                   | -     | -    | 382                                 | 207   | 175  | 2                   | 1     | 1    |
| 30-34 years                | 345                                 | 188   | 157  | 2                   | 1     | 1    | 422                                 | 216   | 206  | 4                   | 1     | 3    |
| 35-39 years                | 222                                 | 109   | 113  | 2                   | -     | 2    | 304                                 | 157   | 147  | 3                   | 2     | 1    |
| 40-44 years                | 77                                  | 39    | 38   | 1                   | -     | 1    | 174                                 | 81    | 93   | -                   | -     | -    |
| 45 years and over          | 2                                   | 1     | 1    | -                   | -     | -    | 10                                  | 5     | 5    | 1                   | 1     | -    |
| Age not stated             | -                                   | -     | -    | -                   | -     | -    | 15                                  | 9     | 6    | 3                   | 2     | 1    |
| All ages                   | 1,491                               | 768   | 723  | 20                  | 9     | 11   | 1,624                               | 837   | 787  | 48                  | 27    | 21   |
|                            | TIPPERARY, NORTH RIDING             |       |      |                     |       |      | TIPPERARY, SOUTH RIDING             |       |      |                     |       |      |
| Under 20 years             | 32                                  | 17    | 15   | 13                  | 6     | 7    | 45                                  | 23    | 22   | 8                   | 2     | 6    |
| 20-24 years                | 190                                 | 89    | 101  | 14                  | 5     | 9    | 265                                 | 123   | 142  | 15                  | 10    | 5    |
| 25-29 years                | 280                                 | 148   | 132  | 7                   | 3     | 4    | 348                                 | 170   | 178  | 7                   | 2     | 5    |
| 30-34 years                | 316                                 | 156   | 160  | -                   | -     | -    | 373                                 | 195   | 178  | 1                   | -     | 1    |
| 35-39 years                | 204                                 | 113   | 91   | 1                   | 1     | -    | 288                                 | 157   | 131  | 1                   | 1     | -    |
| 40-44 years                | 85                                  | 42    | 43   | -                   | -     | -    | 144                                 | 79    | 65   | -                   | -     | -    |
| 45 years and over          | 11                                  | 10    | 1    | -                   | -     | -    | 7                                   | 4     | 3    | -                   | -     | -    |
| Age not stated             | 5                                   | 3     | 2    | 2                   | 1     | 1    | 5                                   | 2     | 3    | 1                   | 1     | -    |
| All ages                   | 1,123                               | 578   | 545  | 37                  | 16    | 21   | 1,475                               | 753   | 722  | 33                  | 16    | 17   |
|                            | WATERFORD COUNTY BOROUGH            |       |      |                     |       |      | WATERFORD COUNTY                    |       |      |                     |       |      |
| Under 20 years             | 32                                  | 17    | 15   | 9                   | 8     | 1    | 21                                  | 9     | 12   | 9                   | 3     | 6    |
| 20-24 years                | 159                                 | 85    | 74   | 5                   | 4     | 1    | 176                                 | 87    | 89   | 11                  | 9     | 2    |
| 25-29 years                | 235                                 | 121   | 114  | 5                   | 2     | 3    | 230                                 | 125   | 105  | 1                   | 1     | -    |
| 30-34 years                | 159                                 | 89    | 70   | 2                   | -     | 2    | 194                                 | 107   | 87   | 2                   | 1     | 1    |
| 35-39 years                | 96                                  | 46    | 50   | -                   | -     | -    | 138                                 | 71    | 67   | 1                   | -     | 1    |
| 40-44 years                | 35                                  | 22    | 13   | 1                   | -     | 1    | 56                                  | 29    | 27   | -                   | -     | -    |
| 45 years and over          | -                                   | -     | -    | -                   | -     | -    | 7                                   | 2     | 5    | -                   | -     | -    |
| Age not stated             | 1                                   | 1     | -    | -                   | -     | -    | 9                                   | 4     | 5    | 2                   | 1     | 1    |
| All ages                   | 717                                 | 381   | 336  | 22                  | 14    | 8    | 831                                 | 434   | 397  | 26                  | 15    | 11   |

TABLE 38 (contd.) - BIRTHS REGISTERED IN 1967, CLASSIFIED BY AGE OF MOTHER AT MATERNITY AND COUNTY OF NORMAL RESIDENCE

| Age of mother at maternity | Total births including illegitimate |              |              | Illegitimate births |           |           | Total births including illegitimate |            |            | Illegitimate births |           |           |
|----------------------------|-------------------------------------|--------------|--------------|---------------------|-----------|-----------|-------------------------------------|------------|------------|---------------------|-----------|-----------|
|                            | Total                               | Males        | Fem.         | Total               | Males     | Fem.      | Total                               | Males      | Fem.       | Total               | Males     | Fem.      |
|                            | GALWAY                              |              |              |                     |           |           | LEITRIM                             |            |            |                     |           |           |
| Under 20 years             | 60                                  | 35           | 25           | 21                  | 12        | 9         | 9                                   | 4          | 5          | 4                   | 3         | 1         |
| 20-24 years                | 440                                 | 239          | 201          | 13                  | 4         | 9         | 50                                  | 31         | 19         | 1                   | 1         | -         |
| 25-29 years                | 720                                 | 375          | 345          | 2                   | 2         | -         | 111                                 | 55         | 56         | -                   | -         | -         |
| 30-34 years                | 736                                 | 396          | 340          | -                   | -         | -         | 124                                 | 75         | 49         | -                   | -         | -         |
| 35-39 years                | 571                                 | 289          | 282          | 2                   | 1         | 1         | 114                                 | 68         | 46         | -                   | -         | -         |
| 40-44 years                | 239                                 | 121          | 118          | -                   | -         | -         | 46                                  | 22         | 24         | -                   | -         | -         |
| 45 years and over          | 33                                  | 21           | 12           | -                   | -         | -         | 3                                   | 1          | 2          | -                   | -         | -         |
| Age not stated             | 34                                  | 16           | 18           | 2                   | 1         | 1         | 3                                   | 3          | -          | -                   | -         | -         |
| <b>All ages</b>            | <b>2,833</b>                        | <b>1,492</b> | <b>1,341</b> | <b>40</b>           | <b>20</b> | <b>20</b> | <b>460</b>                          | <b>259</b> | <b>201</b> | <b>5</b>            | <b>4</b>  | <b>1</b>  |
|                            | MAYO                                |              |              |                     |           |           | ROSCOMMON                           |            |            |                     |           |           |
| Under 20 years             | 25                                  | 12           | 13           | 6                   | 3         | 3         | 10                                  | 4          | 6          | 6                   | 3         | 3         |
| 20-24 years                | 231                                 | 122          | 109          | 12                  | 7         | 5         | 115                                 | 48         | 67         | 11                  | 4         | 7         |
| 25-29 years                | 477                                 | 237          | 240          | 7                   | 5         | 2         | 203                                 | 113        | 90         | 2                   | -         | 2         |
| 30-34 years                | 513                                 | 269          | 244          | -                   | -         | -         | 223                                 | 119        | 104        | -                   | -         | -         |
| 35-39 years                | 459                                 | 219          | 240          | -                   | -         | -         | 208                                 | 104        | 104        | -                   | -         | -         |
| 40-44 years                | 162                                 | 79           | 83           | -                   | -         | -         | 65                                  | 35         | 30         | -                   | -         | -         |
| 45 years and over          | 18                                  | 11           | 7            | -                   | -         | -         | 9                                   | 8          | 1          | -                   | -         | -         |
| Age not stated             | 23                                  | 13           | 10           | 1                   | -         | 1         | 5                                   | 3          | 2          | -                   | -         | -         |
| <b>All ages</b>            | <b>1,908</b>                        | <b>962</b>   | <b>946</b>   | <b>26</b>           | <b>15</b> | <b>11</b> | <b>838</b>                          | <b>434</b> | <b>404</b> | <b>19</b>           | <b>7</b>  | <b>12</b> |
|                            | SLIGO                               |              |              |                     |           |           | CAVAN                               |            |            |                     |           |           |
| Under 20 years             | 21                                  | 12           | 9            | 13                  | 7         | 6         | 31                                  | 15         | 16         | 13                  | 8         | 5         |
| 20-24 years                | 147                                 | 74           | 73           | 11                  | 8         | 3         | 133                                 | 63         | 70         | 9                   | 7         | 2         |
| 25-29 years                | 239                                 | 117          | 122          | 3                   | 2         | 1         | 210                                 | 98         | 112        | 2                   | 1         | 1         |
| 30-34 years                | 240                                 | 125          | 115          | 2                   | 1         | 1         | 246                                 | 119        | 127        | 5                   | 3         | 2         |
| 35-39 years                | 179                                 | 97           | 82           | -                   | -         | -         | 217                                 | 106        | 111        | -                   | -         | -         |
| 40-44 years                | 93                                  | 45           | 48           | -                   | -         | -         | 102                                 | 50         | 52         | -                   | -         | -         |
| 45 years and over          | 4                                   | 3            | 1            | -                   | -         | -         | 11                                  | 4          | 7          | -                   | -         | -         |
| Age not stated             | 4                                   | 2            | 2            | 1                   | -         | 1         | 18                                  | 8          | 10         | -                   | -         | -         |
| <b>All ages</b>            | <b>927</b>                          | <b>475</b>   | <b>452</b>   | <b>30</b>           | <b>18</b> | <b>12</b> | <b>968</b>                          | <b>463</b> | <b>505</b> | <b>29</b>           | <b>19</b> | <b>10</b> |
|                            | DONEGAL                             |              |              |                     |           |           | MONAGHAN                            |            |            |                     |           |           |
| Under 20 years             | 69                                  | 28           | 41           | 15                  | 5         | 10        | 22                                  | 13         | 9          | 10                  | 5         | 5         |
| 20-24 years                | 341                                 | 176          | 165          | 23                  | 9         | 14        | 150                                 | 71         | 79         | 9                   | 3         | 6         |
| 25-29 years                | 509                                 | 259          | 250          | 5                   | 3         | 2         | 224                                 | 118        | 106        | 1                   | -         | 1         |
| 30-34 years                | 472                                 | 247          | 225          | 2                   | 1         | 1         | 237                                 | 114        | 123        | 2                   | 1         | 1         |
| 35-39 years                | 393                                 | 199          | 194          | -                   | -         | -         | 175                                 | 89         | 86         | 1                   | -         | 1         |
| 40-44 years                | 144                                 | 73           | 71           | 1                   | 1         | -         | 81                                  | 45         | 36         | 1                   | 1         | -         |
| 45 years and over          | 21                                  | 9            | 12           | -                   | -         | -         | 6                                   | 3          | 3          | -                   | -         | -         |
| Age not stated             | 46                                  | 20           | 26           | 2                   | 2         | -         | 2                                   | 2          | -          | -                   | -         | -         |
| <b>All ages</b>            | <b>1,995</b>                        | <b>1,011</b> | <b>984</b>   | <b>48</b>           | <b>21</b> | <b>27</b> | <b>897</b>                          | <b>455</b> | <b>442</b> | <b>24</b>           | <b>10</b> | <b>14</b> |

TABLE 39 - TOTAL BIRTHS REGISTERED IN 1967 CLASSIFIED BY AGE

| Age of mother<br>at maternity | Number of previous |        |        |       |       |       |       |       |       |       |     |
|-------------------------------|--------------------|--------|--------|-------|-------|-------|-------|-------|-------|-------|-----|
|                               | Total              | 0      | 1      | 2     | 3     | 4     | 5     | 6     | 7     | 8     | 9   |
| All ages                      | 61,307             | 14,815 | 12,306 | 9,962 | 7,561 | 5,376 | 3,570 | 2,427 | 1,663 | 1,143 | 794 |
| 15 and under                  | 44                 | 42     | 2      | -     | -     | -     | -     | -     | -     | -     | -   |
| 16                            | 111                | 105    | 4      | -     | -     | -     | -     | -     | -     | -     | -   |
| 17                            | 224                | 202    | 19     | 3     | -     | -     | -     | -     | -     | -     | -   |
| 18                            | 542                | 448    | 79     | 14    | -     | -     | -     | -     | -     | -     | -   |
| 19                            | 904                | 644    | 201    | 45    | 11    | 3     | -     | -     | -     | -     | -   |
| Under 20                      | 1,825              | 1,441  | 305    | 62    | 11    | 3     | -     | -     | -     | -     | -   |
| 20                            | 1,328              | 868    | 331    | 100   | 23    | 6     | -     | -     | -     | -     | -   |
| 21                            | 1,840              | 1,092  | 485    | 201   | 46    | 16    | -     | -     | -     | -     | -   |
| 22                            | 2,481              | 1,335  | 702    | 292   | 126   | 17    | 8     | -     | 1     | -     | -   |
| 23                            | 2,912              | 1,460  | 861    | 371   | 162   | 42    | 14    | 1     | 1     | -     | -   |
| 24                            | 3,455              | 1,409  | 1,114  | 514   | 269   | 102   | 35    | 8     | 3     | -     | -   |
| 20-24                         | 12,016             | 6,164  | 3,493  | 1,478 | 626   | 183   | 57    | 9     | 5     | -     | -   |
| 25                            | 3,168              | 1,143  | 1,003  | 547   | 263   | 146   | 46    | 16    | 3     | 1     | -   |
| 26                            | 3,282              | 994    | 979    | 695   | 347   | 148   | 80    | 25    | 11    | 3     | -   |
| 27                            | 3,553              | 867    | 1,053  | 781   | 449   | 206   | 109   | 55    | 17    | 12    | 3   |
| 28                            | 3,459              | 720    | 893    | 821   | 511   | 257   | 133   | 66    | 26    | 16    | 14  |
| 29                            | 3,236              | 589    | 772    | 763   | 511   | 299   | 144   | 84    | 41    | 20    | 10  |
| 25-29                         | 16,698             | 4,313  | 4,700  | 3,607 | 2,081 | 1,056 | 512   | 246   | 98    | 52    | 27  |
| 30                            | 3,407              | 509    | 694    | 805   | 579   | 364   | 209   | 120   | 63    | 29    | 28  |
| 31                            | 3,190              | 422    | 592    | 656   | 597   | 378   | 239   | 146   | 79    | 45    | 20  |
| 32                            | 2,912              | 331    | 486    | 608   | 541   | 383   | 231   | 134   | 87    | 48    | 26  |
| 33                            | 2,763              | 300    | 396    | 521   | 473   | 389   | 247   | 180   | 108   | 66    | 37  |
| 34                            | 2,817              | 239    | 374    | 451   | 539   | 432   | 259   | 197   | 125   | 92    | 43  |
| 30-34                         | 15,089             | 1,801  | 2,542  | 3,041 | 2,729 | 1,946 | 1,185 | 777   | 462   | 280   | 154 |
| 35                            | 2,501              | 193    | 281    | 408   | 415   | 400   | 259   | 195   | 128   | 91    | 55  |
| 36                            | 2,224              | 186    | 229    | 329   | 336   | 316   | 264   | 177   | 128   | 95    | 80  |
| 37                            | 2,193              | 137    | 194    | 271   | 337   | 321   | 280   | 203   | 166   | 81    | 71  |
| 38                            | 1,919              | 133    | 165    | 207   | 302   | 294   | 228   | 146   | 129   | 103   | 73  |
| 39                            | 1,741              | 119    | 134    | 185   | 236   | 246   | 204   | 179   | 122   | 97    | 66  |
| 35-39                         | 10,578             | 768    | 1,003  | 1,400 | 1,626 | 1,577 | 1,235 | 900   | 673   | 467   | 345 |
| 40                            | 1,438              | 75     | 89     | 142   | 162   | 195   | 173   | 142   | 110   | 95    | 75  |
| 41                            | 1,085              | 56     | 58     | 82    | 124   | 137   | 153   | 111   | 99    | 83    | 57  |
| 42                            | 834                | 40     | 48     | 60    | 78    | 115   | 95    | 78    | 89    | 48    | 48  |
| 43                            | 585                | 29     | 26     | 42    | 57    | 76    | 65    | 71    | 56    | 51    | 31  |
| 44                            | 321                | 12     | 6      | 18    | 23    | 33    | 39    | 46    | 30    | 29    | 23  |
| 40-44                         | 4,263              | 212    | 227    | 344   | 444   | 556   | 525   | 448   | 384   | 306   | 234 |
| 45                            | 207                | 11     | 3      | 10    | 16    | 22    | 28    | 24    | 19    | 16    | 17  |
| 46                            | 91                 | 3      | 2      | 4     | 4     | 10    | 13    | 13    | 7     | 7     | 8   |
| 47                            | 36                 | 2      | 1      | -     | 4     | 6     | 4     | 1     | 2     | 5     | 4   |
| 48                            | 13                 | 1      | -      | 1     | 2     | 2     | 2     | 1     | 1     | 1     | 1   |
| 49 and over                   | 10                 | 2      | 1      | -     | 1     | 1     | 1     | -     | 1     | 1     | -   |
| 45 and over                   | 357                | 19     | 7      | 15    | 27    | 41    | 48    | 39    | 30    | 30    | 30  |
| Age not<br>stated             | 481                | 97     | 29     | 15    | 17    | 14    | 8     | 8     | 11    | 8     | 4   |

## OF MOTHER AT MATERNITY AND NUMBER OF PREVIOUS LIVEBORN CHILDREN

| liveborn children |     |     |     |    |    |    |    |    |    |    |    |                |               | Age of mother<br>at maternity |
|-------------------|-----|-----|-----|----|----|----|----|----|----|----|----|----------------|---------------|-------------------------------|
| 10                | 11  | 12  | 13  | 14 | 15 | 16 | 17 | 18 | 19 | 20 | 21 | 22 and<br>over | Not<br>stated |                               |
| 497               | 360 | 243 | 141 | 77 | 51 | 29 | 11 | 7  | -  | 1  | -  | -              | 273           | All ages                      |
| -                 | -   | -   | -   | -  | -  | -  | -  | -  | -  | -  | -  | -              | -             | 15 and under                  |
| -                 | -   | -   | -   | -  | -  | -  | -  | -  | -  | -  | -  | -              | 2             | 16                            |
| -                 | -   | -   | -   | -  | -  | -  | -  | -  | -  | -  | -  | -              | -             | 17                            |
| -                 | -   | -   | -   | -  | -  | -  | -  | -  | -  | -  | -  | -              | 1             | 18                            |
| -                 | -   | -   | -   | -  | -  | -  | -  | -  | -  | -  | -  | -              | -             | 19                            |
| -                 | -   | -   | -   | -  | -  | -  | -  | -  | -  | -  | -  | -              | 3             | Under 20                      |
| -                 | -   | -   | -   | -  | -  | -  | -  | -  | -  | -  | -  | -              | -             | 20                            |
| -                 | -   | -   | -   | -  | -  | -  | -  | -  | -  | -  | -  | -              | -             | 21                            |
| -                 | -   | -   | -   | -  | -  | -  | -  | -  | -  | -  | -  | -              | -             | 22                            |
| -                 | -   | -   | -   | -  | -  | -  | -  | -  | -  | -  | -  | -              | -             | 23                            |
| -                 | -   | -   | -   | -  | -  | -  | -  | -  | -  | -  | -  | -              | 1             | 24                            |
| -                 | -   | -   | -   | -  | -  | -  | -  | -  | -  | -  | -  | -              | 1             | 20-24                         |
| -                 | -   | -   | -   | -  | -  | -  | -  | -  | -  | -  | -  | -              | -             | 25                            |
| -                 | -   | -   | -   | -  | -  | -  | -  | -  | -  | -  | -  | -              | -             | 26                            |
| 1                 | -   | -   | -   | -  | -  | -  | -  | -  | -  | -  | -  | -              | -             | 27                            |
| 2                 | -   | -   | -   | -  | -  | -  | -  | -  | -  | -  | -  | -              | -             | 28                            |
| 3                 | -   | -   | -   | -  | -  | -  | -  | -  | -  | -  | -  | -              | -             | 29                            |
| 6                 | -   | -   | -   | -  | -  | -  | -  | -  | -  | -  | -  | -              | -             | 25-29                         |
| 3                 | 4   | -   | -   | -  | -  | -  | -  | -  | -  | -  | -  | -              | -             | 30                            |
| 10                | 4   | 1   | -   | -  | -  | -  | -  | -  | -  | -  | -  | -              | 1             | 31                            |
| 21                | 8   | 4   | 2   | 2  | -  | -  | -  | -  | -  | -  | -  | -              | -             | 32                            |
| 21                | 14  | 5   | 4   | -  | -  | -  | -  | -  | -  | -  | -  | -              | 2             | 33                            |
| 28                | 24  | 7   | 4   | 1  | 1  | -  | -  | -  | -  | -  | -  | -              | 1             | 34                            |
| 83                | 54  | 17  | 10  | 3  | 1  | -  | -  | -  | -  | -  | -  | -              | 4             | 30-34                         |
| 37                | 16  | 12  | 8   | 1  | 1  | 1  | -  | -  | -  | -  | -  | -              | -             | 35                            |
| 34                | 27  | 13  | 6   | -  | 2  | 2  | -  | -  | -  | -  | -  | -              | -             | 36                            |
| 44                | 38  | 19  | 16  | 6  | 5  | 2  | 1  | 1  | -  | -  | -  | -              | -             | 37                            |
| 50                | 40  | 27  | 11  | 7  | 4  | -  | -  | -  | -  | -  | -  | -              | -             | 38                            |
| 45                | 34  | 38  | 17  | 10 | 4  | 3  | 2  | -  | -  | -  | -  | -              | -             | 39                            |
| 210               | 155 | 109 | 58  | 24 | 16 | 8  | 3  | 1  | -  | -  | -  | -              | -             | 35-39                         |
| 63                | 42  | 28  | 18  | 16 | 3  | 5  | 3  | 2  | -  | -  | -  | -              | -             | 40                            |
| 40                | 22  | 25  | 13  | 7  | 9  | 5  | 1  | 2  | -  | -  | -  | -              | 1             | 41                            |
| 35                | 35  | 26  | 19  | 8  | 5  | 4  | 2  | 1  | -  | -  | -  | -              | -             | 42                            |
| 19                | 18  | 17  | 10  | 4  | 9  | 2  | 1  | 1  | -  | -  | -  | -              | -             | 43                            |
| 19                | 15  | 10  | 5   | 6  | 4  | 1  | 1  | -  | -  | 1  | -  | -              | -             | 44                            |
| 176               | 132 | 106 | 65  | 41 | 30 | 17 | 8  | 6  | -  | 1  | -  | -              | 1             | 40-44                         |
| 14                | 13  | 4   | 5   | 3  | -  | 2  | -  | -  | -  | -  | -  | -              | -             | 45                            |
| 2                 | 3   | 4   | 3   | 2  | 3  | 2  | -  | -  | -  | -  | -  | -              | 1             | 46                            |
| 4                 | 1   | 1   | -   | -  | 1  | -  | -  | -  | -  | -  | -  | -              | -             | 47                            |
| -                 | -   | -   | -   | 1  | -  | -  | -  | -  | -  | -  | -  | -              | -             | 48                            |
| -                 | -   | 1   | -   | 1  | -  | -  | -  | -  | -  | -  | -  | -              | -             | 49 and over                   |
| 20                | 17  | 10  | 8   | 7  | 4  | 4  | -  | -  | -  | -  | -  | -              | 1             | 45 and over                   |
| 2                 | 2   | 1   | -   | 2  | -  | -  | -  | -  | -  | -  | -  | -              | 263           | Age not<br>stated             |



TABLE 40 - LEGITIMATE BIRTHS REGISTERED IN 1967, CLASSIFIED

| Age of mother at maternity | Legitimate births: the year of |              |              |              |              |              |              |              |              |              |              |              |
|----------------------------|--------------------------------|--------------|--------------|--------------|--------------|--------------|--------------|--------------|--------------|--------------|--------------|--------------|
|                            | Total                          | 1967         | 1966         | 1965         | 1964         | 1963         | 1962         | 1961         | 1960         | 1959         | 1958         | 1957         |
| <b>All ages</b>            | <b>59,767</b>                  | <b>1,498</b> | <b>8,934</b> | <b>6,219</b> | <b>5,680</b> | <b>5,029</b> | <b>4,445</b> | <b>3,976</b> | <b>3,728</b> | <b>3,112</b> | <b>2,680</b> | <b>2,302</b> |
| 15                         | 6                              | 4            | 2            | -            | -            | -            | -            | -            | -            | -            | -            | -            |
| 16                         | 45                             | 23           | 20           | 2            | -            | -            | -            | -            | -            | -            | -            | -            |
| 17                         | 143                            | 64           | 64           | 13           | 1            | -            | 1            | -            | -            | -            | -            | -            |
| 18                         | 370                            | 121          | 165          | 63           | 13           | 8            | -            | -            | -            | -            | -            | -            |
| 19                         | 745                            | 157          | 340          | 156          | 57           | 31           | -            | 2            | -            | -            | -            | -            |
| <b>Under 20</b>            | <b>1,309</b>                   | <b>369</b>   | <b>591</b>   | <b>234</b>   | <b>71</b>    | <b>39</b>    | <b>1</b>     | <b>2</b>     | <b>-</b>     | <b>-</b>     | <b>-</b>     | <b>-</b>     |
| 20                         | 1,172                          | 186          | 542          | 250          | 125          | 45           | 17           | 3            | 1            | -            | -            | -            |
| 21                         | 1,685                          | 154          | 758          | 374          | 221          | 118          | 42           | 10           | 7            | -            | -            | -            |
| 22                         | 2,357                          | 154          | 961          | 548          | 340          | 211          | 91           | 32           | 15           | 3            | -            | -            |
| 23                         | 2,819                          | 143          | 1,042        | 614          | 432          | 309          | 176          | 58           | 33           | 5            | 1            | 1            |
| 24                         | 3,372                          | 100          | 957          | 705          | 589          | 418          | 288          | 170          | 105          | 24           | 12           | -            |
| <b>20-24</b>               | <b>11,405</b>                  | <b>737</b>   | <b>4,260</b> | <b>2,491</b> | <b>1,707</b> | <b>1,101</b> | <b>614</b>   | <b>273</b>   | <b>161</b>   | <b>32</b>    | <b>13</b>    | <b>1</b>     |
| 25                         | 3,116                          | 83           | 782          | 540          | 526          | 420          | 331          | 208          | 142          | 56           | 16           | 3            |
| 26                         | 3,240                          | 57           | 646          | 489          | 548          | 456          | 391          | 289          | 185          | 97           | 35           | 23           |
| 27                         | 3,515                          | 45           | 526          | 478          | 465          | 509          | 432          | 404          | 309          | 170          | 94           | 49           |
| 28                         | 3,426                          | 33           | 425          | 371          | 447          | 418          | 408          | 413          | 352          | 238          | 129          | 91           |
| 29                         | 3,211                          | 23           | 342          | 316          | 372          | 359          | 400          | 344          | 322          | 264          | 176          | 130          |
| <b>25-29</b>               | <b>16,508</b>                  | <b>241</b>   | <b>2,721</b> | <b>2,194</b> | <b>2,358</b> | <b>2,162</b> | <b>1,962</b> | <b>1,658</b> | <b>1,310</b> | <b>825</b>   | <b>450</b>   | <b>296</b>   |
| 30                         | 3,376                          | 22           | 280          | 280          | 290          | 348          | 351          | 367          | 364          | 341          | 261          | 179          |
| 31                         | 3,175                          | 20           | 247          | 196          | 246          | 248          | 309          | 325          | 308          | 335          | 263          | 234          |
| 32                         | 2,895                          | 17           | 174          | 172          | 190          | 239          | 237          | 274          | 301          | 264          | 253          | 229          |
| 33                         | 2,753                          | 22           | 157          | 121          | 185          | 189          | 201          | 232          | 238          | 250          | 238          | 203          |
| 34                         | 2,797                          | 16           | 112          | 108          | 163          | 153          | 188          | 204          | 217          | 235          | 255          | 238          |
| <b>30-34</b>               | <b>14,996</b>                  | <b>97</b>    | <b>970</b>   | <b>877</b>   | <b>1,074</b> | <b>1,177</b> | <b>1,286</b> | <b>1,402</b> | <b>1,428</b> | <b>1,425</b> | <b>1,270</b> | <b>1,083</b> |
| 35                         | 2,486                          | 12           | 96           | 92           | 120          | 132          | 115          | 157          | 197          | 188          | 216          | 193          |
| 36                         | 2,214                          | 12           | 79           | 76           | 85           | 105          | 128          | 113          | 155          | 149          | 166          | 161          |
| 37                         | 2,183                          | 8            | 53           | 69           | 72           | 76           | 89           | 97           | 135          | 152          | 152          | 142          |
| 38                         | 1,909                          | 3            | 50           | 66           | 55           | 67           | 75           | 77           | 113          | 104          | 137          | 136          |
| 39                         | 1,728                          | 4            | 39           | 42           | 49           | 53           | 64           | 77           | 83           | 74           | 99           | 97           |
| <b>35-39</b>               | <b>10,520</b>                  | <b>39</b>    | <b>317</b>   | <b>345</b>   | <b>381</b>   | <b>433</b>   | <b>471</b>   | <b>521</b>   | <b>683</b>   | <b>667</b>   | <b>770</b>   | <b>729</b>   |
| 40                         | 1,431                          | 6            | 27           | 27           | 30           | 47           | 38           | 40           | 56           | 62           | 63           | 62           |
| 41                         | 1,081                          | 2            | 17           | 14           | 12           | 29           | 33           | 29           | 39           | 45           | 56           | 49           |
| 42                         | 831                            | 1            | 12           | 15           | 18           | 14           | 15           | 17           | 22           | 31           | 24           | 29           |
| 43                         | 583                            | 3            | 8            | 8            | 9            | 14           | 11           | 13           | 15           | 12           | 10           | 24           |
| 44                         | 320                            | 1            | 1            | 4            | 1            | 4            | 2            | 8            | 6            | 4            | 12           | 20           |
| <b>40-44</b>               | <b>4,246</b>                   | <b>13</b>    | <b>65</b>    | <b>68</b>    | <b>70</b>    | <b>108</b>   | <b>99</b>    | <b>107</b>   | <b>138</b>   | <b>154</b>   | <b>165</b>   | <b>184</b>   |
| 45                         | 207                            | -            | 1            | -            | 6            | -            | 2            | 2            | 2            | 4            | 7            | 4            |
| 46                         | 89                             | -            | -            | 1            | -            | 1            | 2            | 2            | -            | 3            | 1            | 2            |
| 47                         | 35                             | -            | -            | 1            | -            | -            | -            | 1            | 1            | -            | 1            | -            |
| 48                         | 12                             | -            | -            | -            | -            | -            | -            | -            | -            | -            | -            | -            |
| 49 and over                | 10                             | -            | 1            | -            | -            | -            | -            | -            | -            | -            | -            | -            |
| <b>45 and over</b>         | <b>353</b>                     | <b>-</b>     | <b>2</b>     | <b>2</b>     | <b>6</b>     | <b>1</b>     | <b>4</b>     | <b>5</b>     | <b>3</b>     | <b>7</b>     | <b>9</b>     | <b>6</b>     |
| <b>Age not stated</b>      | <b>430</b>                     | <b>2</b>     | <b>8</b>     | <b>8</b>     | <b>13</b>    | <b>8</b>     | <b>8</b>     | <b>8</b>     | <b>5</b>     | <b>2</b>     | <b>3</b>     | <b>3</b>     |

## BY AGE OF MOTHER AT MATERNITY AND YEAR OF MARRIAGE

| marriage being |              |              |              |              |            |            |            |            |              |                  |            | Age of mother at maternity |
|----------------|--------------|--------------|--------------|--------------|------------|------------|------------|------------|--------------|------------------|------------|----------------------------|
| 1956           | 1955         | 1954         | 1953         | 1952         | 1951       | 1950       | 1949       | 1948       | 1943 to 1947 | 1942 and earlier | Not stated |                            |
| <b>2,105</b>   | <b>1,824</b> | <b>1,528</b> | <b>1,234</b> | <b>1,093</b> | <b>810</b> | <b>814</b> | <b>585</b> | <b>445</b> | <b>1,194</b> | <b>109</b>       | <b>423</b> | <b>All ages</b>            |
| -              | -            | -            | -            | -            | -          | -          | -          | -          | -            | -                | -          | 15                         |
| -              | -            | -            | -            | -            | -          | -          | -          | -          | -            | -                | -          | 16                         |
| -              | -            | -            | -            | -            | -          | -          | -          | -          | -            | -                | -          | 17                         |
| -              | -            | -            | -            | -            | -          | -          | -          | -          | -            | -                | -          | 18                         |
| -              | -            | -            | -            | -            | -          | -          | -          | -          | -            | -                | 2          | 19                         |
| -              | -            | -            | -            | -            | -          | -          | -          | -          | -            | -                | 2          | Under 20                   |
| -              | -            | -            | -            | -            | -          | -          | -          | -          | -            | -                | 3          | 20                         |
| -              | -            | -            | -            | -            | -          | -          | -          | -          | -            | -                | 1          | 21                         |
| -              | -            | -            | -            | -            | -          | -          | -          | -          | -            | -                | 2          | 22                         |
| -              | -            | -            | -            | -            | -          | -          | -          | -          | -            | -                | 5          | 23                         |
| 1              | -            | -            | -            | -            | -          | -          | -          | -          | -            | -                | 3          | 24                         |
| 1              | -            | -            | -            | -            | -          | -          | -          | -          | -            | -                | 14         | 20-24                      |
| 4              | 3            | -            | -            | -            | -          | -          | -          | -          | -            | -                | 2          | 25                         |
| 11             | 6            | -            | -            | -            | -          | -          | -          | -          | -            | -                | 7          | 26                         |
| 17             | 4            | 3            | 5            | 1            | -          | -          | -          | -          | -            | -                | 4          | 27                         |
| 51             | 33           | 11           | 2            | -            | -          | -          | -          | -          | -            | -                | 4          | 28                         |
| 89             | 42           | 19           | 6            | 2            | 2          | -          | -          | -          | -            | -                | 3          | 29                         |
| 172            | 88           | 33           | 13           | 3            | 2          | -          | -          | -          | -            | -                | 20         | 25-29                      |
| 126            | 68           | 50           | 23           | 11           | 3          | 2          | -          | -          | -            | -                | 10         | 30                         |
| 169            | 127          | 74           | 38           | 14           | 6          | 5          | 2          | -          | -            | -                | 9          | 31                         |
| 189            | 129          | 93           | 64           | 44           | 15         | 7          | -          | -          | -            | -                | 4          | 32                         |
| 188            | 175          | 132          | 89           | 80           | 24         | 18         | 3          | 2          | 1            | -                | 5          | 33                         |
| 214            | 208          | 163          | 104          | 103          | 54         | 34         | 13         | 6          | 3            | -                | 6          | 34                         |
| 886            | 707          | 512          | 318          | 252          | 102        | 66         | 18         | 8          | 4            | -                | 34         | 30-34                      |
| 191            | 196          | 135          | 144          | 123          | 70         | 45         | 37         | 12         | 9            | -                | 6          | 35                         |
| 164            | 175          | 141          | 114          | 112          | 94         | 84         | 39         | 29         | 29           | -                | 4          | 36                         |
| 183            | 171          | 174          | 112          | 115          | 122        | 101        | 67         | 40         | 50           | -                | 3          | 37                         |
| 120            | 123          | 135          | 118          | 107          | 73         | 100        | 80         | 63         | 104          | 1                | 2          | 38                         |
| 138            | 121          | 134          | 99           | 98           | 76         | 99         | 82         | 56         | 139          | 1                | 4          | 39                         |
| 796            | 786          | 719          | 587          | 555          | 435        | 429        | 305        | 200        | 331          | 2                | 19         | 35-39                      |
| 80             | 71           | 106          | 97           | 98           | 78         | 92         | 72         | 73         | 196          | 6                | 4          | 40                         |
| 68             | 62           | 59           | 73           | 68           | 63         | 77         | 63         | 45         | 173          | 4                | 1          | 41                         |
| 31             | 46           | 42           | 55           | 49           | 53         | 61         | 50         | 54         | 167          | 23               | 2          | 42                         |
| 30             | 29           | 25           | 45           | 30           | 30         | 46         | 29         | 33         | 134          | 24               | 1          | 43                         |
| 17             | 16           | 15           | 12           | 15           | 24         | 25         | 21         | 16         | 77           | 19               | -          | 44                         |
| 226            | 224          | 247          | 282          | 260          | 248        | 301        | 235        | 221        | 747          | 76               | 8          | 40-44                      |
| 14             | 8            | 9            | 19           | 13           | 15         | 14         | 11         | 6          | 54           | 16               | -          | 45                         |
| 4              | 3            | 2            | 5            | 6            | 2          | 4          | 7          | 3          | 29           | 11               | 1          | 46                         |
| 1              | -            | -            | 2            | 1            | 1          | -          | 5          | 3          | 17           | 1                | -          | 47                         |
| 1              | 2            | -            | 1            | 1            | 1          | -          | 1          | -          | 5            | -                | -          | 48                         |
| 1              | 1            | -            | -            | -            | 2          | -          | -          | 1          | 3            | 1                | -          | 49 and over                |
| 21             | 14           | 11           | 27           | 21           | 21         | 18         | 24         | 13         | 108          | 29               | 1          | 45 and over                |
| 3              | 5            | 6            | 7            | 2            | 2          | -          | 3          | 3          | 4            | 2                | 325        | Age not stated             |





TABLE 42 - MARRIAGES REGISTERED IN EACH

| Area                           | Total marriages | Catholic marriages | Marriages other than Catholic |                   |              |           |          |                               |                 |
|--------------------------------|-----------------|--------------------|-------------------------------|-------------------|--------------|-----------|----------|-------------------------------|-----------------|
|                                |                 |                    | Total                         | Church of Ireland | Presbyterian | Methodist | Jewish   | Other religious denominations | Civil marriages |
| <b>Total</b>                   | <b>17,788</b>   | <b>17,097</b>      | <b>691</b>                    | <b>475</b>        | <b>103</b>   | <b>30</b> | <b>3</b> | <b>6</b>                      | <b>74</b>       |
| Carlow ... ..                  | 169             | 163                | 6                             | 6                 | -            | -         | -        | -                             | -               |
| Dublin County Borough          | 5,075           | 4,840              | 235                           | 118               | 25           | 17        | 3        | 4                             | 68              |
| Dun Laoghaire-Borough          | 424             | 404                | 20                            | 19                | 1            | -         | -        | -                             | -               |
| Dublin County (remainder)      | 821             | 783                | 38                            | 38                | -            | -         | -        | -                             | -               |
| Kildare ... ..                 | 387             | 376                | 11                            | 11                | -            | -         | -        | -                             | -               |
| Kilkenny ... ..                | 346             | 343                | 3                             | 3                 | -            | -         | -        | -                             | -               |
| Laois ... ..                   | 201             | 187                | 14                            | 14                | -            | -         | -        | -                             | -               |
| Longford ... ..                | 142             | 136                | 6                             | 5                 | -            | 1         | -        | -                             | -               |
| Louth ... ..                   | 543             | 539                | 4                             | 3                 | 1            | -         | -        | -                             | -               |
| Meath ... ..                   | 368             | 364                | 4                             | 4                 | -            | -         | -        | -                             | -               |
| Offaly ... ..                  | 256             | 248                | 8                             | 8                 | -            | -         | -        | -                             | -               |
| Westmeath ... ..               | 316             | 314                | 2                             | 2                 | -            | -         | -        | -                             | -               |
| Wexford ... ..                 | 477             | 454                | 23                            | 22                | -            | 1         | -        | -                             | -               |
| Wicklow ... ..                 | 431             | 382                | 49                            | 47                | 2            | -         | -        | -                             | -               |
| <b>Leinster ... ..</b>         | <b>9,956</b>    | <b>9,533</b>       | <b>423</b>                    | <b>300</b>        | <b>29</b>    | <b>19</b> | <b>3</b> | <b>4</b>                      | <b>68</b>       |
| Clare ... ..                   | 359             | 358                | 1                             | -                 | -            | -         | -        | -                             | 1               |
| Cork County Borough ...        | 983             | 971                | 12                            | 8                 | 1            | 2         | -        | -                             | 1               |
| Cork County ... ..             | 1,112           | 1,071              | 41                            | 34                | 2            | 3         | -        | -                             | 2               |
| Kerry ... ..                   | 509             | 508                | 1                             | 1                 | -            | -         | -        | -                             | -               |
| Limerick County Borough        | 608             | 605                | 3                             | 3                 | -            | -         | -        | -                             | -               |
| Limerick County ... ..         | 376             | 371                | 5                             | 3                 | -            | 2         | -        | -                             | -               |
| Tipperary, N.R. ... ..         | 279             | 274                | 5                             | 4                 | -            | 1         | -        | -                             | -               |
| Tipperary, S.R. ... ..         | 340             | 332                | 8                             | 8                 | -            | -         | -        | -                             | -               |
| Waterford County Borough       | 243             | 242                | 1                             | -                 | 1            | -         | -        | -                             | -               |
| Waterford County ... ..        | 195             | 191                | 4                             | 4                 | -            | -         | -        | -                             | -               |
| <b>Munster ... ..</b>          | <b>5,004</b>    | <b>4,923</b>       | <b>81</b>                     | <b>65</b>         | <b>4</b>     | <b>8</b>  | <b>-</b> | <b>-</b>                      | <b>4</b>        |
| Galway ... ..                  | 697             | 694                | 3                             | 2                 | -            | -         | -        | -                             | 1               |
| Leitrim ... ..                 | 97              | 93                 | 4                             | 4                 | -            | -         | -        | -                             | -               |
| Mayo ... ..                    | 464             | 463                | 1                             | 1                 | -            | -         | -        | -                             | -               |
| Roscommon ... ..               | 241             | 241                | -                             | -                 | -            | -         | -        | -                             | -               |
| Sligo ... ..                   | 218             | 206                | 12                            | 10                | 1            | -         | -        | -                             | 1               |
| <b>Connacht ... ..</b>         | <b>1,717</b>    | <b>1,697</b>       | <b>20</b>                     | <b>17</b>         | <b>1</b>     | <b>-</b>  | <b>-</b> | <b>-</b>                      | <b>2</b>        |
| Cavan ... ..                   | 229             | 202                | 27                            | 21                | 4            | 1         | -        | 1                             | -               |
| Donegal ... ..                 | 638             | 546                | 92                            | 41                | 48           | 2         | -        | 1                             | -               |
| Monaghan ... ..                | 244             | 196                | 48                            | 31                | 17           | -         | -        | -                             | -               |
| <b>Ulster (part of) ... ..</b> | <b>1,111</b>    | <b>944</b>         | <b>167</b>                    | <b>93</b>         | <b>69</b>    | <b>3</b>  | <b>-</b> | <b>2</b>                      | <b>-</b>        |

## COUNTY AND COUNTY BOROUGH DURING 1967.

| Total marriages registered in the Quarter ending the last day of |              |              |              | Marriages contracted between |                      |                        |                     | Area                      |
|--|--------------|--------------|--------------|------------------------------|----------------------|------------------------|---------------------|---------------------------|
| March  | June         | September    | December     | Bachelors and Spinsters      | Bachelors and Widows | Widowers and Spinsters | Widowers and Widows |                           |
| <b>3,255</b>   | <b>4,055</b> | <b>6,540</b> | <b>3,938</b> | <b>17,519</b>                | <b>66</b>            | <b>125</b>             | <b>78</b>           | <b>Total</b>              |
| 29   | 38           | 75           | 27           | 168                          | 1                    | -                      | -                   | Carlow                    |
| 996  | 1,217        | 1,732        | 1,130        | 4,977                        | 16                   | 47                     | 35                  | Dublin County Borough     |
| 74   | 107          | 175          | 68           | 418                          | 1                    | 4                      | 1                   | Dun Laoghaire Borough     |
| 149  | 166          | 299          | 207          | 808                          | 5                    | 4                      | 4                   | Dublin County (remainder) |
| 64   | 95           | 127          | 101          | 385                          | 1                    | 1                      | -                   | Kildare                   |
| 57   | 78           | 138          | 73           | 339                          | 2                    | 2                      | 3                   | Kilkenny                  |
| 39   | 40           | 79           | 43           | 199                          | 1                    | 1                      | -                   | Laois                     |
| 27   | 32           | 65           | 18           | 142                          | -                    | -                      | -                   | Longford                  |
| 99   | 124          | 226          | 94           | 540                          | 1                    | 2                      | -                   | Louth                     |
| 67   | 81           | 158          | 62           | 365                          | -                    | 1                      | 2                   | Meath                     |
| 45   | 66           | 103          | 42           | 252                          | 3                    | -                      | 1                   | Offaly                    |
| 53   | 68           | 125          | 70           | 314                          | 1                    | 1                      | -                   | Westmeath                 |
| 96   | 104          | 195          | 82           | 472                          | 2                    | 2                      | 1                   | Wexford                   |
| 92   | 112          | 163          | 64           | 424                          | 2                    | 3                      | 2                   | Wicklow                   |
| <b>1,887</b>   | <b>2,328</b> | <b>3,660</b> | <b>2,081</b> | <b>9,803</b>                 | <b>36</b>            | <b>68</b>              | <b>49</b>           | <b>Leinster</b>           |
| 62   | 74           | 125          | 98           | 353                          | -                    | 4                      | 2                   | Clare                     |
| 148  | 231          | 272          | 332          | 965                          | 3                    | 10                     | 5                   | Cork County Borough       |
| 207  | 225          | 402          | 278          | 1,103                        | 1                    | 7                      | 1                   | Cork County               |
| 120  | 127          | 164          | 98           | 498                          | 3                    | 8                      | -                   | Kerry                     |
| 106  | 169          | 209          | 124          | 598                          | 1                    | 6                      | 3                   | Limerick County Borough   |
| 61   | 83           | 129          | 103          | 368                          | 2                    | 2                      | 4                   | Limerick County           |
| 43   | 63           | 126          | 47           | 277                          | 1                    | 1                      | -                   | Tipperary, N.R.           |
| 74   | 79           | 114          | 73           | 337                          | 2                    | 1                      | -                   | Tipperary, S.R.           |
| 32   | 68           | 87           | 56           | 238                          | 2                    | 3                      | -                   | Waterford County Borough  |
| 38   | 44           | 93           | 20           | 194                          | 1                    | -                      | -                   | Waterford County          |
| <b>891</b>   | <b>1,163</b> | <b>1,721</b> | <b>1,229</b> | <b>4,931</b>                 | <b>16</b>            | <b>42</b>              | <b>15</b>           | <b>Munster</b>            |
| 135  | 143          | 269          | 150          | 690                          | 3                    | 3                      | 1                   | Galway                    |
| 18   | 23           | 39           | 17           | 94                           | 1                    | 2                      | -                   | Leitrim                   |
| 62   | 79           | 165          | 158          | 459                          | 2                    | 1                      | 2                   | Mayo                      |
| 38   | 53           | 104          | 46           | 238                          | -                    | 1                      | 2                   | Roscommon                 |
| 50   | 30           | 88           | 50           | 211                          | 3                    | 2                      | 2                   | Sligo                     |
| <b>303</b>   | <b>328</b>   | <b>665</b>   | <b>421</b>   | <b>1,692</b>                 | <b>9</b>             | <b>9</b>               | <b>7</b>            | <b>Connacht</b>           |
| 27   | 42           | 117          | 43           | 225                          | 1                    | 1                      | 2                   | Cavan                     |
| 112  | 147          | 256          | 123          | 631                          | 2                    | 3                      | 2                   | Donegal                   |
| 35   | 47           | 121          | 41           | 237                          | 2                    | 2                      | 3                   | Monaghan                  |
| <b>174</b>   | <b>236</b>   | <b>494</b>   | <b>207</b>   | <b>1,093</b>                 | <b>5</b>             | <b>6</b>               | <b>7</b>            | <b>Ulster (part of)</b>   |

TABLE 43 - MARRIAGES REGISTERED IN 1967 CLASSIFIED BY ALL

| Age of groom | Age of |    |    |     |     |     |       |       |       |       |       |       |       |     |     |     |     |     |     |     |     |     |
|--------------|--------|----|----|-----|-----|-----|-------|-------|-------|-------|-------|-------|-------|-----|-----|-----|-----|-----|-----|-----|-----|-----|
|              | 14     | 15 | 16 | 17  | 18  | 19  | 20    | 21    | 22    | 23    | 24    | 25    | 26    | 27  | 28  | 29  | 30  | 31  | 32  | 33  | 34  | 35  |
| All ages     | 3      | 30 | 93 | 245 | 495 | 916 | 1,325 | 1,783 | 1,884 | 1,884 | 1,609 | 1,327 | 1,057 | 849 | 635 | 507 | 421 | 379 | 292 | 287 | 213 | 181 |
| 16           | -      | 1  | 2  | 6   | -   | 1   | -     | -     | -     | -     | -     | -     | -     | -   | -   | -   | -   | -   | -   | -   | -   | -   |
| 17           | 1      | 6  | 11 | 8   | 8   | 4   | 8     | 1     | 2     | 3     | 3     | -     | -     | -   | -   | -   | -   | -   | -   | -   | -   | -   |
| 18           | -      | 5  | 13 | 35  | 37  | 20  | 19    | 8     | 4     | 4     | -     | -     | 1     | 2   | -   | 1   | -   | -   | -   | -   | -   | -   |
| 19           | -      | 4  | 13 | 28  | 52  | 86  | 54    | 35    | 14    | 9     | 6     | 6     | 2     | 3   | -   | -   | 1   | -   | -   | -   | -   | -   |
| 20           | 1      | 7  | 19 | 43  | 64  | 125 | 125   | 72    | 48    | 36    | 19    | 12    | 7     | 4   | 3   | 1   | -   | -   | -   | -   | -   | -   |
| 21           | -      | 2  | 14 | 36  | 85  | 167 | 224   | 209   | 97    | 77    | 33    | 21    | 12    | 5   | 6   | 7   | -   | 1   | 1   | -   | -   | 1   |
| 22           | -      | 1  | 7  | 22  | 74  | 131 | 220   | 261   | 238   | 151   | 71    | 41    | 30    | 21  | 12  | 5   | 4   | 3   | 1   | 1   | 1   | -   |
| 23           | -      | -  | -  | 19  | 41  | 89  | 146   | 306   | 268   | 249   | 146   | 77    | 46    | 25  | 14  | 8   | 7   | 2   | 4   | -   | -   | -   |
| 24           | -      | -  | 5  | 10  | 38  | 84  | 130   | 232   | 275   | 252   | 217   | 127   | 76    | 48  | 33  | 13  | 14  | 4   | 6   | 2   | 1   | 2   |
| 25           | 1      | 1  | -  | 9   | 24  | 54  | 112   | 193   | 231   | 229   | 240   | 168   | 108   | 51  | 28  | 16  | 14  | 15  | 10  | 5   | 2   | 1   |
| 26           | -      | -  | 1  | 7   | 21  | 41  | 60    | 101   | 149   | 206   | 144   | 166   | 129   | 67  | 50  | 29  | 16  | 14  | 5   | 8   | 2   | -   |
| 27           | -      | -  | 3  | 3   | 10  | 22  | 51    | 77    | 145   | 169   | 164   | 136   | 128   | 99  | 57  | 31  | 23  | 14  | 15  | 5   | 4   | 3   |
| 28           | -      | -  | 3  | 3   | 9   | 23  | 48    | 61    | 108   | 119   | 120   | 140   | 115   | 73  | 63  | 35  | 35  | 20  | 13  | 11  | 8   | 1   |
| 29           | -      | 1  | -  | 4   | 4   | 14  | 28    | 70    | 94    | 102   | 83    | 79    | 73    | 86  | 63  | 48  | 30  | 24  | 14  | 15  | 6   | 4   |
| 30           | -      | 1  | -  | 2   | 12  | 11  | 15    | 41    | 56    | 79    | 77    | 74    | 63    | 52  | 48  | 40  | 34  | 20  | 13  | 14  | 9   | 7   |
| 31           | -      | -  | -  | 3   | 1   | 9   | 18    | 33    | 32    | 42    | 62    | 66    | 47    | 68  | 52  | 36  | 35  | 30  | 10  | 20  | 8   | 6   |
| 32           | -      | -  | -  | -   | 4   | 3   | 11    | 19    | 27    | 33    | 37    | 37    | 41    | 41  | 34  | 31  | 26  | 26  | 23  | 11  | 14  | 7   |
| 33           | -      | -  | -  | -   | 1   | 3   | 10    | 17    | 28    | 27    | 48    | 40    | 23    | 30  | 28  | 37  | 25  | 21  | 16  | 22  | 15  | 13  |
| 34           | -      | -  | 1  | -   | 3   | 7   | 9     | 11    | 18    | 20    | 35    | 34    | 32    | 33  | 22  | 27  | 25  | 23  | 28  | 17  | 16  | 10  |
| 35           | -      | -  | -  | 2   | 1   | 2   | 5     | 9     | 8     | 14    | 22    | 23    | 32    | 30  | 23  | 20  | 24  | 30  | 13  | 22  | 13  | 13  |
| 36           | -      | -  | -  | 1   | -   | 5   | 5     | 4     | 7     | 9     | 26    | 16    | 18    | 24  | 16  | 21  | 20  | 22  | 14  | 20  | 15  | 22  |
| 37           | -      | -  | -  | -   | -   | 3   | 5     | 5     | 6     | 3     | 12    | 11    | 17    | 20  | 15  | 18  | 11  | 16  | 21  | 16  | 9   | 7   |
| 38           | -      | -  | -  | -   | -   | -   | 3     | 3     | 8     | 11    | 10    | 12    | 13    | 15  | 14  | 15  | 11  | 17  | 17  | 11  | 12  | 12  |
| 39           | -      | -  | -  | -   | 1   | 5   | -     | 2     | 4     | 10    | 6     | 9     | 10    | 9   | 13  | 15  | 4   | 20  | 11  | 9   | 17  | 16  |
| 40           | -      | -  | -  | 1   | 2   | 1   | 3     | 2     | 3     | 6     | 7     | 6     | 8     | 9   | 13  | 3   | 11  | 10  | 11  | 13  | 10  | 7   |
| 41           | -      | -  | -  | 1   | 1   | -   | 2     | 1     | 2     | 9     | 3     | 4     | 5     | 11  | 12  | 5   | 17  | 8   | 7   | 14  | 7   | 5   |
| 42           | -      | -  | -  | -   | -   | -   | 2     | 2     | 1     | -     | 3     | 2     | 4     | 3   | 3   | 8   | 5   | 7   | 9   | 14  | 10  | 6   |
| 43           | -      | -  | -  | -   | 1   | 2   | -     | 3     | 1     | 4     | 3     | 4     | 2     | 4   | 2   | 7   | 5   | 6   | 6   | 6   | 5   | 6   |
| 44           | -      | -  | -  | -   | 1   | -   | 2     | 1     | 1     | 4     | 1     | 1     | 3     | 5   | -   | 4   | 3   | 4   | 6   | 5   | 6   | 4   |
| 45           | -      | -  | -  | -   | -   | -   | 2     | 1     | 2     | -     | 1     | 2     | 5     | 1   | 1   | 5   | 4   | 5   | 4   | 4   | 3   | 5   |
| 46           | -      | -  | -  | -   | -   | -   | -     | -     | 1     | 1     | 1     | 4     | 1     | 3   | -   | 5   | 5   | 2   | -   | 6   | 7   | 4   |
| 47           | -      | -  | -  | 1   | -   | 2   | 2     | -     | 2     | 2     | 1     | 1     | 3     | -   | 3   | 2   | 2   | 2   | 5   | 2   | 2   | 2   |
| 48           | -      | -  | 1  | -   | -   | -   | -     | -     | -     | 1     | -     | 2     | -     | 1   | -   | 1   | 2   | 2   | -   | 1   | 1   | 4   |
| 49           | -      | 1  | -  | -   | -   | -   | -     | -     | -     | -     | 3     | -     | -     | -   | 3   | 4   | 1   | 1   | 2   | 2   | 1   | 2   |
| 50-54        | -      | -  | -  | 1   | -   | 1   | -     | 1     | 2     | 2     | 2     | 2     | -     | 5   | 3   | 5   | 5   | 8   | 5   | 8   | 4   | 6   |
| 55-59        | -      | -  | -  | -   | -   | -   | -     | -     | -     | -     | 2     | 1     | 1     | -   | -   | 2   | 1   | 1   | -   | -   | 3   | 4   |
| 60-64        | -      | -  | -  | -   | -   | -   | -     | -     | -     | -     | -     | -     | -     | -   | -   | -   | -   | -   | 1   | 3   | 1   | -   |
| 65-69        | -      | -  | -  | -   | -   | -   | -     | -     | -     | -     | -     | -     | -     | -   | -   | -   | 1   | -   | -   | -   | -   | 1   |
| 70-74        | -      | -  | -  | -   | -   | -   | -     | -     | -     | -     | -     | -     | -     | -   | -   | -   | -   | -   | -   | -   | 1   | -   |
| 5 and over   | -      | -  | -  | -   | -   | -   | -     | -     | -     | -     | -     | -     | -     | -   | -   | -   | -   | -   | -   | -   | -   | -   |
| Not stated   | -      | -  | -  | -   | 1   | 6   | 2     | 2     | 1     | 1     | 3     | 2     | 1     | 1   | 2   | -   | 1   | 1   | -   | -   | -   | -   |

AGE OF GROOM AND AGE OF BRIDE IN SINGLE YEARS.  
MARRIAGES

| bride |     |     |     |    |    |    |    |    |    |    |    |    |    |       |       |       |       |       |             | Age of groom |          |             |
|-------|-----|-----|-----|----|----|----|----|----|----|----|----|----|----|-------|-------|-------|-------|-------|-------------|--------------|----------|-------------|
| 36    | 37  | 38  | 39  | 40 | 41 | 42 | 43 | 44 | 45 | 46 | 47 | 48 | 49 | 50-54 | 55-59 | 60-64 | 65-69 | 70-74 | 75 and over | Not stated   | All ages |             |
| 171   | 139 | 114 | 113 | 91 | 73 | 77 | 75 | 54 | 39 | 47 | 42 | 27 | 25 | 93    | 60    | 22    | 13    | 2     | 3           | 93           | 17,788   | All ages    |
| -     | -   | -   | -   | -  | -  | -  | -  | -  | -  | -  | -  | -  | -  | -     | -     | -     | -     | -     | -           | -            | 10       | 16          |
| -     | -   | -   | -   | -  | -  | -  | -  | -  | -  | -  | -  | -  | -  | -     | -     | -     | -     | -     | -           | -            | 55       | 17          |
| -     | -   | -   | -   | -  | -  | -  | -  | -  | -  | -  | -  | -  | -  | -     | -     | -     | -     | -     | -           | -            | 149      | 18          |
| -     | -   | -   | -   | -  | -  | -  | -  | -  | -  | -  | -  | -  | -  | -     | -     | -     | -     | -     | -           | 1            | 314      | 19          |
| -     | -   | -   | -   | -  | -  | -  | -  | -  | -  | -  | -  | -  | -  | -     | -     | -     | -     | -     | -           | -            | 586      | 20          |
| -     | -   | -   | -   | -  | -  | -  | 1  | -  | -  | -  | 1  | -  | -  | -     | -     | -     | -     | -     | -           | 2            | 1,002    | 21          |
| -     | -   | -   | -   | -  | -  | -  | -  | -  | -  | -  | -  | -  | -  | -     | -     | -     | -     | -     | -           | 2            | 1,297    | 22          |
| -     | -   | 1   | -   | -  | -  | -  | -  | -  | -  | -  | -  | -  | -  | -     | -     | -     | -     | -     | -           | 3            | 1,451    | 23          |
| 3     | -   | -   | 1   | -  | -  | -  | -  | -  | -  | -  | -  | -  | -  | 1     | -     | -     | -     | -     | -           | 2            | 1,576    | 24          |
| -     | 1   | -   | -   | -  | -  | -  | -  | -  | -  | -  | -  | -  | -  | -     | -     | -     | -     | -     | -           | 2            | 1,515    | 25          |
| 2     | 2   | -   | 2   | -  | -  | -  | -  | -  | -  | -  | -  | -  | -  | 1     | -     | -     | -     | -     | -           | 5            | 1,228    | 26          |
| -     | 1   | -   | 3   | 1  | 1  | -  | -  | -  | -  | 1  | -  | -  | -  | -     | -     | -     | -     | -     | -           | 4            | 1,170    | 27          |
| 3     | 4   | 2   | 2   | 1  | -  | -  | -  | -  | -  | -  | 1  | -  | -  | -     | -     | -     | -     | -     | -           | 1            | 1,022    | 28          |
| 3     | 3   | 5   | 1   | 1  | -  | -  | -  | -  | -  | 1  | 1  | -  | -  | -     | -     | -     | -     | -     | -           | 4            | 861      | 29          |
| 6     | 4   | 1   | 3   | 2  | 1  | 1  | 2  | 2  | -  | -  | -  | -  | -  | -     | -     | -     | -     | -     | -           | -            | 690      | 30          |
| 4     | 7   | 4   | 1   | 4  | -  | 1  | 2  | -  | -  | -  | -  | -  | -  | -     | -     | -     | -     | -     | -           | 2            | 603      | 31          |
| 5     | 3   | 3   | 1   | 4  | -  | -  | -  | 2  | -  | -  | -  | -  | -  | -     | -     | -     | -     | -     | -           | -            | 443      | 32          |
| 13    | 6   | 7   | 5   | 2  | 1  | 1  | 1  | 1  | -  | -  | -  | 1  | -  | 1     | 1     | -     | -     | -     | -           | 1            | 445      | 33          |
| 3     | 4   | 7   | 4   | 6  | -  | 1  | 1  | 2  | 1  | -  | -  | -  | -  | -     | -     | -     | -     | -     | -           | 1            | 401      | 34          |
| 9     | 5   | 4   | 1   | 3  | 5  | 3  | -  | -  | 1  | -  | 2  | -  | -  | 1     | 1     | -     | -     | -     | -           | 1            | 342      | 35          |
| 7     | 7   | 8   | 1   | 1  | 1  | 2  | 4  | -  | -  | 3  | -  | -  | -  | -     | -     | -     | -     | -     | -           | -            | 299      | 36          |
| 18    | 8   | 5   | 2   | 2  | 3  | 1  | 3  | -  | 3  | -  | -  | -  | 1  | 1     | -     | -     | -     | -     | -           | 1            | 243      | 37          |
| 12    | 5   | 5   | 6   | 1  | 1  | 2  | 1  | 2  | 1  | -  | 1  | 1  | -  | 2     | -     | -     | -     | -     | -           | -            | 224      | 38          |
| 6     | 12  | 4   | 5   | 3  | 3  | 5  | 1  | 2  | -  | 2  | -  | 1  | -  | -     | -     | -     | -     | -     | -           | 4            | 209      | 39          |
| 5     | 1   | 6   | 9   | -  | 6  | 2  | 5  | 1  | 2  | 2  | 1  | 1  | -  | 1     | -     | -     | -     | -     | -           | 1            | 169      | 40          |
| 10    | 7   | 7   | 7   | 3  | 6  | 3  | 5  | 4  | 3  | 4  | -  | -  | -  | -     | -     | -     | -     | -     | -           | 1            | 174      | 41          |
| 10    | 6   | 4   | 9   | 2  | 2  | 2  | 3  | 1  | 4  | 2  | -  | -  | 1  | -     | -     | -     | -     | -     | -           | -            | 125      | 42          |
| 11    | 8   | 5   | 4   | 7  | 4  | 3  | 5  | 3  | -  | 1  | -  | -  | 1  | 1     | 1     | -     | -     | -     | -           | 2            | 123      | 43          |
| 3     | 8   | 5   | 2   | 3  | 2  | 6  | 2  | 3  | 3  | 1  | 1  | -  | 2  | -     | -     | -     | -     | -     | -           | 1            | 94       | 44          |
| 10    | 5   | 4   | 6   | 7  | 2  | 3  | 6  | 2  | 3  | 2  | 1  | 2  | -  | 5     | 2     | -     | -     | -     | -           | -            | 105      | 45          |
| 3     | 7   | 6   | 9   | 6  | 5  | 6  | 3  | 2  | 3  | 3  | 2  | 1  | -  | 5     | -     | -     | -     | -     | -           | 1            | 102      | 46          |
| 5     | 1   | 5   | 6   | 6  | 4  | 6  | 6  | 2  | 1  | 3  | 3  | 2  | 1  | 4     | -     | -     | -     | -     | -           | 1            | 90       | 47          |
| 3     | 2   | 5   | 1   | 6  | 2  | 3  | 2  | 3  | -  | 2  | 1  | 2  | -  | 2     | 1     | 1     | -     | -     | -           | 1            | 53       | 48          |
| 2     | 6   | 3   | 4   | -  | 4  | 3  | 2  | 4  | 2  | 1  | 5  | 2  | -  | 4     | -     | -     | -     | -     | -           | -            | 62       | 49          |
| 11    | 14  | 7   | 14  | 14 | 9  | 15 | 12 | 13 | 4  | 10 | 9  | 5  | 6  | 17    | 11    | 4     | -     | -     | 1           | -            | 236      | 50-54       |
| 2     | 2   | 1   | 3   | 3  | 9  | 4  | 6  | 4  | 4  | 3  | 9  | 4  | 10 | 21    | 17    | 3     | -     | -     | -           | -            | 120      | 55-59       |
| 2     | -   | -   | 1   | 2  | 2  | 2  | 2  | 1  | 2  | 4  | 1  | 4  | 1  | 10    | 10    | 7     | 5     | -     | -           | 1            | 58       | 60-64       |
| -     | -   | -   | -   | 1  | -  | 1  | -  | -  | -  | 1  | 1  | 4  | 1  | 11    | 11    | 5     | 4     | 1     | 1           | -            | 44       | 65-69       |
| -     | -   | -   | -   | -  | -  | 1  | -  | -  | 1  | -  | 1  | -  | -  | 4     | 3     | 2     | 3     | -     | 1           | -            | 17       | 70-74       |
| -     | -   | -   | -   | -  | -  | -  | -  | -  | 1  | 1  | -  | -  | -  | 1     | 2     | -     | 1     | 1     | -           | 1            | 8        | 75 and over |
| -     | -   | -   | -   | -  | -  | -  | -  | -  | -  | -  | 1  | -  | 1  | -     | -     | -     | -     | -     | -           | 47           | 73       | Not stated  |



TABLE 44 - MARRIAGES REGISTERED IN 1967 CLASSIFIED BY FIRST

| Age of groom             | Age of |    |    |     |     |     |       |       |       |       |       |       |       |     |     |     |     |     |     |     |     |     |
|--------------------------|--------|----|----|-----|-----|-----|-------|-------|-------|-------|-------|-------|-------|-----|-----|-----|-----|-----|-----|-----|-----|-----|
|                          | 14     | 15 | 16 | 17  | 18  | 19  | 20    | 21    | 22    | 23    | 24    | 25    | 26    | 27  | 28  | 29  | 30  | 31  | 32  | 33  | 34  | 35  |
| All ages                 | 3      | 30 | 93 | 244 | 495 | 916 | 1,325 | 1,781 | 1,884 | 1,883 | 1,608 | 1,323 | 1,055 | 848 | 629 | 501 | 420 | 370 | 288 | 283 | 207 | 176 |
| 16                       | -      | 1  | 2  | 6   | -   | 1   | -     | -     | -     | -     | -     | -     | -     | -   | -   | -   | -   | -   | -   | -   | -   | -   |
| 17                       | 1      | 6  | 11 | 8   | 8   | 4   | 8     | 1     | 2     | 3     | 3     | -     | -     | -   | -   | -   | -   | -   | -   | -   | -   | -   |
| 18                       | -      | 5  | 13 | 35  | 37  | 20  | 19    | 8     | 4     | 4     | -     | -     | 1     | 2   | -   | 1   | -   | -   | -   | -   | -   | -   |
| 19                       | -      | 4  | 13 | 28  | 52  | 86  | 54    | 35    | 14    | 9     | 6     | 6     | 2     | 3   | -   | -   | 1   | -   | -   | -   | -   | -   |
| 20                       | 1      | 7  | 19 | 43  | 64  | 125 | 125   | 72    | 48    | 36    | 19    | 12    | 7     | 4   | 3   | 1   | -   | -   | -   | -   | -   | -   |
| 21                       | -      | 2  | 14 | 36  | 85  | 167 | 224   | 209   | 97    | 77    | 33    | 21    | 12    | 5   | 6   | 7   | -   | 1   | 1   | -   | -   | 1   |
| 22                       | -      | 1  | 7  | 22  | 74  | 131 | 220   | 261   | 238   | 151   | 71    | 41    | 30    | 21  | 12  | 5   | 4   | 3   | 1   | 1   | 1   | -   |
| 23                       | -      | -  | -  | 19  | 41  | 89  | 146   | 306   | 268   | 249   | 146   | 77    | 46    | 25  | 14  | 8   | 7   | 2   | 4   | -   | -   | -   |
| 24                       | -      | -  | 5  | 10  | 38  | 84  | 130   | 232   | 275   | 252   | 217   | 127   | 76    | 48  | 33  | 13  | 14  | 4   | 6   | 2   | 1   | 2   |
| 25                       | 1      | 1  | -  | 9   | 24  | 54  | 112   | 193   | 231   | 229   | 240   | 167   | 108   | 51  | 28  | 16  | 14  | 14  | 10  | 5   | 2   | 1   |
| 26                       | -      | -  | 1  | 7   | 21  | 41  | 60    | 101   | 150   | 205   | 144   | 166   | 129   | 67  | 50  | 29  | 16  | 14  | 5   | 7   | 2   | -   |
| 27                       | -      | -  | 3  | 3   | 10  | 22  | 51    | 77    | 145   | 169   | 164   | 135   | 128   | 99  | 57  | 31  | 23  | 14  | 15  | 5   | 4   | 3   |
| 28                       | -      | -  | 3  | 3   | 9   | 23  | 48    | 61    | 108   | 119   | 120   | 139   | 114   | 73  | 63  | 35  | 35  | 20  | 13  | 11  | 8   | 1   |
| 29                       | -      | 1  | -  | 4   | 4   | 14  | 28    | 70    | 94    | 102   | 83    | 79    | 73    | 86  | 63  | 48  | 30  | 24  | 14  | 15  | 6   | 4   |
| 30                       | -      | 1  | -  | 2   | 12  | 11  | 15    | 41    | 56    | 79    | 77    | 74    | 63    | 52  | 48  | 40  | 34  | 20  | 13  | 14  | 9   | 7   |
| 31                       | -      | -  | -  | 3   | 1   | 9   | 18    | 33    | 32    | 42    | 62    | 66    | 47    | 68  | 52  | 36  | 35  | 30  | 10  | 20  | 8   | 6   |
| 32                       | -      | -  | -  | -   | 4   | 3   | 11    | 19    | 27    | 33    | 37    | 37    | 41    | 41  | 33  | 31  | 26  | 26  | 23  | 11  | 13  | 7   |
| 33                       | -      | -  | -  | -   | 1   | 3   | 10    | 17    | 28    | 27    | 48    | 40    | 23    | 30  | 28  | 37  | 25  | 21  | 16  | 22  | 15  | 13  |
| 34                       | -      | -  | 1  | -   | 3   | 7   | 9     | 11    | 18    | 20    | 35    | 34    | 32    | 33  | 22  | 27  | 25  | 21  | 28  | 17  | 16  | 10  |
| 35                       | -      | -  | -  | 2   | 1   | 2   | 5     | 9     | 8     | 14    | 22    | 23    | 32    | 30  | 23  | 19  | 24  | 30  | 13  | 22  | 13  | 13  |
| 36                       | -      | -  | -  | 1   | -   | 5   | 5     | 4     | 7     | 9     | 26    | 16    | 18    | 24  | 16  | 19  | 20  | 21  | 14  | 19  | 15  | 22  |
| 37                       | -      | -  | -  | -   | -   | 3   | 5     | 4     | 6     | 3     | 12    | 11    | 17    | 19  | 15  | 18  | 11  | 16  | 20  | 16  | 9   | 7   |
| 38                       | -      | -  | -  | -   | -   | -   | 3     | 3     | 8     | 11    | 10    | 12    | 13    | 15  | 14  | 14  | 11  | 15  | 17  | 11  | 12  | 12  |
| 39                       | -      | -  | -  | -   | 1   | 5   | -     | 2     | 4     | 10    | 6     | 9     | 10    | 9   | 13  | 15  | 4   | 20  | 11  | 9   | 17  | 15  |
| 40                       | -      | -  | -  | 1   | 2   | 1   | 3     | 2     | 3     | 6     | 7     | 6     | 8     | 9   | 13  | 3   | 11  | 10  | 11  | 13  | 10  | 7   |
| 41                       | -      | -  | -  | 1   | 1   | -   | 2     | 1     | 2     | 9     | 3     | 4     | 5     | 11  | 12  | 4   | 17  | 8   | 7   | 14  | 7   | 5   |
| 42                       | -      | -  | -  | -   | -   | -   | 2     | 1     | 1     | -     | 3     | 2     | 4     | 3   | 3   | 8   | 5   | 7   | 9   | 14  | 10  | 6   |
| 43                       | -      | -  | -  | -   | 1   | 2   | -     | 3     | 1     | 4     | 3     | 4     | 2     | 4   | 2   | 7   | 5   | 6   | 6   | 6   | 5   | 6   |
| 44                       | -      | -  | -  | -   | 1   | -   | 2     | 1     | 1     | 4     | 1     | 1     | 3     | 5   | -   | 4   | 3   | 4   | 5   | 5   | 6   | 4   |
| 45                       | -      | -  | -  | -   | -   | -   | 2     | 1     | 2     | -     | 1     | 2     | 5     | 1   | -   | 5   | 4   | 4   | 4   | 4   | 3   | 5   |
| 46                       | -      | -  | -  | -   | -   | -   | -     | -     | 1     | 1     | 1     | 4     | 1     | 3   | -   | 5   | 5   | 2   | -   | 6   | 7   | 3   |
| 47                       | -      | -  | -  | -   | -   | 2   | 2     | -     | 2     | 2     | 1     | 1     | 3     | -   | 3   | 2   | 2   | 2   | 5   | 2   | 1   | 2   |
| 48                       | -      | -  | 1  | -   | -   | -   | -     | -     | -     | 1     | -     | 2     | -     | 1   | -   | 1   | 2   | 2   | -   | 1   | 1   | 3   |
| 49                       | -      | 1  | -  | -   | -   | -   | -     | -     | -     | -     | 3     | -     | -     | -   | 1   | 3   | 1   | 1   | 2   | 2   | 1   | 2   |
| 50-54                    | -      | -  | -  | 1   | -   | 1   | -     | 1     | 1     | 2     | 2     | 1     | -     | 5   | 1   | 5   | 5   | 6   | 4   | 8   | 1   | 5   |
| 55-59                    | -      | -  | -  | -   | -   | -   | -     | -     | -     | -     | 1     | 1     | -     | -   | -   | 2   | 1   | 1   | -   | -   | 3   | 3   |
| 60-64                    | -      | -  | -  | -   | -   | -   | -     | -     | -     | -     | -     | -     | -     | -   | -   | -   | -   | -   | -   | 1   | 1   | -   |
| 65-69                    | -      | -  | -  | -   | -   | -   | -     | -     | -     | -     | -     | -     | -     | -   | -   | -   | -   | -   | -   | -   | -   | 1   |
| 70-74                    | -      | -  | -  | -   | -   | -   | -     | -     | -     | -     | -     | -     | -     | -   | -   | -   | -   | -   | -   | -   | -   | -   |
| 5 and over<br>not stated | -      | -  | -  | -   | -   | 1   | 6     | 2     | 2     | 1     | 1     | 3     | 2     | 1   | 1   | 2   | -   | 1   | 1   | -   | -   | -   |

AGE OF GROOM AND AGE OF BRIDE IN SINGLE YEARS.  
MARRIAGES

| bride |     |     |     |    |    |    |    |    |    |    |    |    |    |       |       |       |       |       |             | Age of groom |          |             |
|-------|-----|-----|-----|----|----|----|----|----|----|----|----|----|----|-------|-------|-------|-------|-------|-------------|--------------|----------|-------------|
| 36    | 37  | 38  | 39  | 40 | 41 | 42 | 43 | 44 | 45 | 46 | 47 | 48 | 49 | 50-54 | 55-59 | 60-64 | 65-69 | 70-74 | 75 and over | Not stated   | All ages |             |
| 168   | 133 | 110 | 107 | 81 | 67 | 67 | 68 | 49 | 30 | 36 | 33 | 14 | 17 | 52    | 29    | 7     | 2     | -     | 1           | 86           | 17,519   | All ages    |
| -     | -   | -   | -   | -  | -  | -  | -  | -  | -  | -  | -  | -  | -  | -     | -     | -     | -     | -     | -           | -            | 10       | 16          |
| -     | -   | -   | -   | -  | -  | -  | -  | -  | -  | -  | -  | -  | -  | -     | -     | -     | -     | -     | -           | -            | 55       | 17          |
| -     | -   | -   | -   | -  | -  | -  | -  | -  | -  | -  | -  | -  | -  | -     | -     | -     | -     | -     | -           | -            | 149      | 18          |
| -     | -   | -   | -   | -  | -  | -  | -  | -  | -  | -  | -  | -  | -  | -     | -     | -     | -     | -     | -           | 1            | 314      | 19          |
| -     | -   | -   | -   | -  | -  | -  | -  | -  | -  | -  | -  | -  | -  | -     | -     | -     | -     | -     | -           | -            | 586      | 20          |
| -     | -   | -   | -   | -  | -  | -  | 1  | -  | -  | -  | 1  | -  | -  | -     | -     | -     | -     | -     | -           | 2            | 1,002    | 21          |
| -     | -   | -   | -   | -  | -  | -  | -  | -  | -  | -  | -  | -  | -  | -     | -     | -     | -     | -     | -           | 2            | 1,297    | 22          |
| -     | -   | 1   | -   | -  | -  | -  | -  | -  | -  | -  | -  | -  | -  | -     | -     | -     | -     | -     | -           | 3            | 1,451    | 23          |
| 3     | -   | -   | 1   | -  | -  | -  | -  | -  | -  | -  | -  | -  | -  | -     | -     | -     | -     | -     | -           | 2            | 1,575    | 24          |
| -     | 1   | -   | -   | -  | -  | -  | -  | -  | -  | -  | -  | -  | -  | -     | -     | -     | -     | -     | -           | 2            | 1,513    | 25          |
| 2     | 2   | -   | 2   | -  | -  | -  | -  | -  | -  | -  | -  | -  | 1  | -     | -     | -     | -     | -     | -           | 5            | 1,227    | 26          |
| -     | 1   | -   | 3   | 1  | 1  | -  | -  | -  | -  | 1  | -  | -  | -  | -     | -     | -     | -     | -     | -           | 4            | 1,169    | 27          |
| 3     | 4   | 2   | 2   | 1  | -  | -  | -  | -  | -  | -  | 1  | -  | -  | -     | -     | -     | -     | -     | -           | 1            | 1,020    | 28          |
| 3     | 3   | 4   | 1   | 1  | -  | -  | -  | -  | -  | 1  | 1  | -  | -  | -     | -     | -     | -     | -     | -           | 4            | 860      | 29          |
| 6     | 4   | 1   | 3   | 2  | 1  | 1  | 2  | 1  | -  | -  | -  | -  | -  | -     | -     | -     | -     | -     | -           | -            | 689      | 30          |
| 4     | 7   | 4   | 1   | 4  | -  | 1  | 2  | -  | -  | -  | -  | -  | -  | -     | -     | -     | -     | -     | -           | 2            | 603      | 31          |
| 5     | 3   | 3   | 1   | 4  | -  | -  | -  | 1  | -  | -  | -  | -  | -  | -     | -     | -     | -     | -     | -           | -            | 440      | 32          |
| 13    | 6   | 7   | 5   | 2  | 1  | 1  | 1  | 1  | -  | -  | -  | 1  | -  | -     | -     | -     | -     | -     | -           | 1            | 443      | 33          |
| 3     | 4   | 7   | 4   | 6  | -  | 1  | 1  | 2  | -  | -  | -  | -  | -  | -     | -     | -     | -     | -     | -           | 1            | 398      | 34          |
| 9     | 5   | 4   | 1   | 3  | 5  | 3  | -  | -  | 1  | -  | 2  | -  | -  | 1     | -     | -     | -     | -     | -           | 1            | 340      | 35          |
| 7     | 7   | 8   | 1   | 1  | 1  | 2  | 4  | -  | -  | 2  | -  | -  | -  | -     | -     | -     | -     | -     | -           | -            | 294      | 36          |
| 18    | 8   | 5   | 2   | 2  | 3  | 1  | 3  | -  | 3  | -  | -  | -  | 1  | -     | -     | -     | -     | -     | -           | 1            | 239      | 37          |
| 12    | 5   | 5   | 6   | 1  | 1  | 2  | 1  | 2  | 1  | -  | 1  | 1  | -  | 2     | -     | -     | -     | -     | -           | -            | 221      | 38          |
| 6     | 12  | 4   | 4   | 2  | 2  | 4  | 1  | 2  | -  | 2  | -  | 1  | -  | -     | -     | -     | -     | -     | -           | 3            | 203      | 39          |
| 5     | 1   | 6   | 9   | -  | 6  | 2  | 5  | 1  | 1  | 2  | 1  | -  | -  | 1     | -     | -     | -     | -     | -           | 1            | 167      | 40          |
| 10    | 7   | 6   | 7   | 3  | 6  | 3  | 3  | 4  | 3  | 3  | -  | -  | -  | -     | -     | -     | -     | -     | -           | 1            | 169      | 41          |
| 10    | 6   | 4   | 9   | 2  | 2  | 1  | 3  | 1  | 2  | 2  | -  | -  | 1  | -     | -     | -     | -     | -     | -           | -            | 121      | 42          |
| 11    | 7   | 5   | 4   | 7  | 4  | 3  | 5  | 3  | -  | 1  | -  | -  | 1  | -     | 1     | -     | -     | -     | -           | 1            | 120      | 43          |
| 3     | 8   | 5   | 2   | 3  | 2  | 5  | 2  | 3  | 3  | -  | 1  | 1  | -  | 2     | -     | -     | -     | -     | -           | 1            | 91       | 44          |
| 9     | 5   | 4   | 5   | 7  | 1  | 2  | 5  | 2  | 3  | 2  | 1  | 1  | -  | 5     | 1     | -     | -     | -     | -           | -            | 96       | 45          |
| 3     | 7   | 6   | 9   | 6  | 5  | 5  | 3  | 2  | 3  | 3  | 2  | 1  | -  | 4     | -     | -     | -     | -     | -           | -            | 98       | 46          |
| 5     | 1   | 3   | 6   | 6  | 4  | 6  | 6  | 2  | -  | 2  | 1  | -  | 1  | 4     | -     | -     | -     | -     | -           | 1            | 80       | 47          |
| 3     | 1   | 5   | 1   | 5  | 2  | 3  | 2  | 2  | -  | 1  | 1  | 2  | -  | 1     | 1     | -     | -     | -     | -           | 1            | 46       | 48          |
| 2     | 6   | 3   | 4   | -  | 4  | 2  | 2  | 4  | 2  | 1  | 4  | 2  | -  | 2     | -     | -     | -     | -     | -           | -            | 55       | 49          |
| 9     | 11  | 7   | 10  | 11 | 9  | 13 | 10 | 13 | 2  | 9  | 8  | 2  | 4  | 7     | 5     | 2     | -     | -     | 1           | -            | 182      | 50-54       |
| 2     | 1   | 1   | 3   | 1  | 7  | 3  | 6  | 3  | 4  | 1  | 6  | 1  | 6  | 13    | 9     | -     | -     | -     | -           | -            | 79       | 55-59       |
| 2     | -   | -   | 1   | -  | -  | 2  | -  | -  | 1  | 2  | 1  | -  | -  | 4     | 7     | 3     | 1     | -     | -           | -            | 26       | 60-64       |
| -     | -   | -   | -   | -  | -  | 1  | -  | -  | -  | 1  | -  | 1  | 1  | 5     | 3     | 2     | 1     | -     | -           | -            | 16       | 65-69       |
| -     | -   | -   | -   | -  | -  | -  | -  | -  | -  | -  | -  | -  | -  | 1     | 1     | -     | -     | -     | -           | -            | 2        | 70-74       |
| -     | -   | -   | -   | -  | -  | -  | -  | -  | 1  | -  | -  | -  | -  | -     | 1     | -     | -     | -     | -           | -            | 2        | 75 and over |
| -     | -   | -   | -   | -  | -  | -  | -  | -  | -  | 1  | -  | 1  | -  | -     | -     | -     | -     | -     | -           | 45           | 71       | Not stated  |

TABLE 45 - MARRIAGES REGISTERED IN 1967 CLASSIFIED ACCORDING TO FORM OF CEREMONY AND AGE OF GROOM.

| Form of ceremony  | Age of groom |              |              |              |              |            |            |            |            |             |            |               | Average age |
|-------------------|--------------|--------------|--------------|--------------|--------------|------------|------------|------------|------------|-------------|------------|---------------|-------------|
|                   | Under 20     | 20-24        | 25-29        | 30-34        | 35-39        | 40-44      | 45-49      | 50-54      | 55-59      | 60 and over | Not stated | All ages      |             |
| Catholic          | 520          | 5,688        | 5,572        | 2,481        | 1,274        | 661        | 393        | 225        | 107        | 110         | 66         | 17,097        | 28.8        |
| Church of Ireland | 5            | 151          | 162          | 76           | 27           | 14         | 12         | 8          | 7          | 7           | 6          | 475           | 29.5        |
| Presbyterian      | 1            | 40           | 29           | 15           | 6            | 4          | 1          | -          | 1          | 5           | 1          | 103           | 29.6        |
| Other Religions   | -            | 8            | 13           | 4            | 6            | 1          | 2          | 1          | 2          | 2           | -          | 39            | 33.9        |
| Civil marriages   | 2            | 25           | 20           | 6            | 4            | 5          | 4          | 2          | 3          | 3           | -          | 74            | 31.9        |
| <b>Total</b>      | <b>528</b>   | <b>5,912</b> | <b>5,796</b> | <b>2,582</b> | <b>1,317</b> | <b>685</b> | <b>412</b> | <b>236</b> | <b>120</b> | <b>127</b>  | <b>73</b>  | <b>17,788</b> | <b>28.8</b> |

TABLE 46 - MARRIAGES REGISTERED IN 1967 CLASSIFIED ACCORDING TO FORM OF CEREMONY AND AGE OF BRIDE.

| Form of ceremony  | Age of bride |              |              |              |            |            |            |           |           |             |            |               | Average age |
|-------------------|--------------|--------------|--------------|--------------|------------|------------|------------|-----------|-----------|-------------|------------|---------------|-------------|
|                   | Under 20     | 20-24        | 25-29        | 30-34        | 35-39      | 40-44      | 45-49      | 50-54     | 55-59     | 60 and over | Not stated | All ages      |             |
| Catholic          | 1,739        | 8,128        | 4,212        | 1,547        | 693        | 353        | 168        | 84        | 51        | 35          | 87         | 17,097        | 25.7        |
| Church of Ireland | 23           | 257          | 115          | 36           | 13         | 8          | 7          | 6         | 4         | 2           | 4          | 475           | 26.2        |
| Presbyterian      | 11           | 51           | 21           | 6            | 3          | 4          | 2          | -         | 2         | 2           | 1          | 103           | 26.8        |
| Other Religions   | 1            | 16           | 12           | -            | 3          | 3          | 1          | 1         | 1         | 1           | -          | 39            | 29.9        |
| Civil marriages   | 8            | 33           | 15           | 3            | 6          | 2          | 2          | 2         | 2         | -           | 1          | 74            | 27.6        |
| <b>Total</b>      | <b>1,782</b> | <b>8,485</b> | <b>4,375</b> | <b>1,592</b> | <b>718</b> | <b>370</b> | <b>180</b> | <b>93</b> | <b>60</b> | <b>40</b>   | <b>93</b>  | <b>17,788</b> | <b>25.8</b> |

TABLE 47 - MARRIAGES REGISTERED IN 1967 CLASSIFIED BY SOCIAL GROUP AND AGE OF GROOM.

| Social group of groom                          | Age of groom |              |              |              |              |            |            |            |            |             |            |               | Average age |
|--|--------------|--------------|--------------|--------------|--------------|------------|------------|------------|------------|-------------|------------|---------------|-------------|
|  | Under 20     | 20-24        | 25-29        | 30-34        | 35-39        | 40-44      | 45-49      | 50-54      | 55-59      | 60 and over | Not stated | All ages      |             |
| Farmers, relatives assisting and farm managers | 13           | 273          | 637          | 675          | 482          | 302        | 153        | 82         | 36         | 14          | 30         | 2,697         | 34.2        |
| Other agricultural occupations and fishermen   | 31           | 129          | 127          | 67           | 32           | 20         | 19         | 6          | 2          | 4           | 3          | 440           | 29.2        |
| Higher professional                            | 5            | 200          | 374          | 143          | 69           | 30         | 18         | 6          | 7          | 11          | 1          | 864           | 29.7        |
| Lower professional                             | 6            | 272          | 434          | 156          | 47           | 21         | 9          | 7          | 4          | 3           | 2          | 961           | 28.3        |
| Employers and managers (including shopkeepers) | 3            | 140          | 173          | 73           | 45           | 18         | 15         | 11         | 5          | 3           | 1          | 487           | 29.9        |
| Salaried employees                             | 11           | 234          | 275          | 115          | 38           | 20         | 9          | 8          | 6          | 3           | 2          | 721           | 28.4        |
| Intermediate non-manual workers                | 62           | 1,012        | 1,158        | 400          | 167          | 70         | 50         | 30         | 21         | 19          | 12         | 3,001         | 28.2        |
| Other non-manual workers                       | 41           | 702          | 490          | 186          | 88           | 45         | 29         | 18         | 6          | 12          | 3          | 1,620         | 27.6        |
| Skilled manual workers                         | 150          | 1,754        | 1,376        | 468          | 198          | 81         | 57         | 25         | 22         | 21          | 5          | 4,157         | 27.1        |
| Other manual workers                           | 166          | 1,130        | 727          | 282          | 140          | 74         | 51         | 41         | 9          | 25          | 12         | 2,657         | 27.4        |
| Not stated                                     | 40           | 66           | 25           | 17           | 11           | 4          | 2          | 2          | 2          | 12          | 2          | 183           | 28.0        |
| <b>Total</b>                                   | <b>528</b>   | <b>5,912</b> | <b>5,796</b> | <b>2,582</b> | <b>1,317</b> | <b>685</b> | <b>412</b> | <b>236</b> | <b>120</b> | <b>127</b>  | <b>73</b>  | <b>17,788</b> | <b>28.8</b> |

TABLE 48 - MARRIAGES REGISTERED IN 1967 CLASSIFIED BY SOCIAL GROUP AND AGE OF BRIDE.

| Social group of bride                                | Age of bride |              |              |              |            |            |            |           |           |             |            |               | All ages    | Average age |
|--|--------------|--------------|--------------|--------------|------------|------------|------------|-----------|-----------|-------------|------------|---------------|-------------|-------------|
|  | Under 20     | 20-24        | 25-29        | 30-34        | 35-39      | 40-44      | 45-49      | 50-54     | 55-59     | 60 and over | Not stated |               |             |             |
| Farmers, relatives assisting and farm managers .. .. | 9            | 90           | 89           | 56           | 42         | 18         | 9          | 5         | 4         | 1           | 4          | 327           | 30.3        |             |
| Other agricultural occupations and fishermen         | 4            | 6            | 2            | 1            | -          | -          | -          | -         | -         | -           | -          | 13            | 22.5        |             |
| Higher professional ..                               | -            | 34           | 24           | 12           | 7          | 5          | -          | 1         | -         | -           | -          | 83            | 28.2        |             |
| Lower professional ..                                | 40           | 809          | 840          | 306          | 99         | 47         | 18         | 6         | 1         | 1           | 8          | 2,175         | 27.2        |             |
| Employers and managers (including shopkeepers)       | 1            | 39           | 31           | 17           | 7          | 6          | 2          | 1         | -         | -           | -          | 104           | 28.5        |             |
| Salaried employees ..                                | 5            | 31           | 23           | 8            | 1          | 3          | -          | 1         | -         | -           | 1          | 73            | 26.3        |             |
| Intermediate non-manual workers .. ..                | 344          | 2,943        | 1,455        | 497          | 171        | 67         | 29         | 7         | 3         | -           | 25         | 5,541         | 25.3        |             |
| Other non-manual workers                             | 286          | 1,029        | 418          | 144          | 62         | 48         | 24         | 7         | 4         | 4           | 7          | 2,033         | 25.0        |             |
| Skilled manual workers                               | 140          | 603          | 191          | 54           | 29         | 13         | 4          | 3         | -         | -           | 3          | 1,040         | 24.1        |             |
| Other manual workers ..                              | 513          | 1,561        | 458          | 120          | 63         | 24         | 13         | 6         | 1         | 1           | 11         | 2,771         | 23.6        |             |
| Not stated .. ..                                     | 440          | 1,340        | 844          | 377          | 237        | 139        | 81         | 56        | 47        | 33          | 34         | 3,628         | 27.7        |             |
| <b>Total .. ..</b>                                   | <b>1,782</b> | <b>8,485</b> | <b>4,375</b> | <b>1,592</b> | <b>718</b> | <b>370</b> | <b>180</b> | <b>93</b> | <b>60</b> | <b>40</b>   | <b>93</b>  | <b>17,788</b> | <b>25.8</b> |             |

TABLE 49 - MARRIAGES REGISTERED IN 1967 CLASSIFIED BY SOCIAL GROUP OF GROOM AND BRIDE.

| Social group of groom                                | Social group of bride |  |  |                     |                    |  |                    |                                 |                          |                        |                      |              |
|--|-----------------------|--|--|---------------------|--------------------|--|--------------------|---------------------------------|--------------------------|------------------------|----------------------|--------------|
|  | Total                 | Farmers, relatives assisting and farm managers | Other agricultural occupations and fishermen | Higher professional | Lower professional | Employers and managers (including shopkeepers) | Salaried employees | Intermediate non-manual workers | Other non-manual workers | Skilled manual workers | Other manual workers | Not stated   |
| Farmers, relatives assisting and farm managers .. .. | 2,697                 | 257  | 2  | 5                   | 392                | 12   | 5                  | 556                             | 221                      | 38                     | 103                  | 1,106        |
| Other agricultural occupations and fishermen         | 440                   | 3  | 1  | -                   | 28                 | 3  | 2                  | 55                              | 112                      | 18                     | 71                   | 147          |
| Higher professional ..                               | 864                   | 2  | -  | 45                  | 250                | 11   | 8                  | 339                             | 81                       | 17                     | 22                   | 89           |
| Lower professional ..                                | 961                   | 2  | -  | 9                   | 373                | 9  | 6                  | 358                             | 74                       | 18                     | 31                   | 81           |
| Employers and managers (including shopkeepers)       | 487                   | 5  | -  | 2                   | 77                 | 11   | 4                  | 223                             | 49                       | 18                     | 25                   | 73           |
| Salaried employees ..                                | 721                   | -  | -  | 2                   | 107                | 7  | 14                 | 372                             | 77                       | 29                     | 29                   | 84           |
| Intermediate non-manual workers .. ..                | 3,001                 | 17   | 1  | 12                  | 444                | 17   | 15                 | 1,409                           | 309                      | 118                    | 255                  | 404          |
| Other non-manual workers                             | 1,620                 | 9  | -  | -                   | 75                 | 7  | 4                  | 449                             | 302                      | 127                    | 369                  | 278          |
| Skilled manual workers                               | 4,157                 | 17   | 3  | 3                   | 347                | 19   | 12                 | 1,348                           | 442                      | 480                    | 851                  | 635          |
| Other manual workers ..                              | 2,657                 | 14   | 5  | 3                   | 71                 | 8  | 3                  | 416                             | 354                      | 174                    | 995                  | 614          |
| Not stated .. ..                                     | 183                   | 1  | 1  | 2                   | 11                 | -  | -                  | 16                              | 12                       | 3                      | 20                   | 117          |
| <b>Total .. ..</b>                                   | <b>17,788</b>         | <b>327</b>                                     | <b>13</b>                                    | <b>83</b>           | <b>2,175</b>       | <b>104</b>                                     | <b>73</b>          | <b>5,541</b>                    | <b>2,033</b>             | <b>1,040</b>           | <b>2,771</b>         | <b>3,628</b> |

TABLE 50 - MARRIAGES REGISTERED IN 1967 CLASSIFIED BY AGE AND AREA OF RESIDENCE OF GROOM BEFORE MARRIAGE.

| Area of residence of groom | Age of groom |              |              |              |              |            |            |            |            |             |            |               | Average age |
|----------------------------|--------------|--------------|--------------|--------------|--------------|------------|------------|------------|------------|-------------|------------|---------------|-------------|
|                            | Under 20     | 20-24        | 25-29        | 30-34        | 35-39        | 40-44      | 45-49      | 50-54      | 55-59      | 60 and over | Not stated | All ages      |             |
| <b>Total</b>               | <b>528</b>   | <b>5,912</b> | <b>5,796</b> | <b>2,582</b> | <b>1,317</b> | <b>685</b> | <b>412</b> | <b>236</b> | <b>120</b> | <b>127</b>  | <b>73</b>  | <b>17,788</b> | <b>28.8</b> |
| Carlow                     | 3            | 71           | 72           | 35           | 16           | 5          | 7          | 5          | 1          | 1           | 3          | 219           | 29.1        |
| Dublin County Borough      | 185          | 1,933        | 1,489        | 493          | 215          | 84         | 63         | 42         | 19         | 28          | 15         | 4,566         | 27.1        |
| Dun Laoghaire Borough      | 5            | 97           | 81           | 18           | 16           | 8          | 3          | 2          | 2          | 6           | 1          | 239           | 28.4        |
| Dublin County (remainder)  | 29           | 296          | 250          | 93           | 32           | 25         | 14         | 8          | 7          | 5           | 1          | 760           | 27.8        |
| Kildare                    | 15           | 194          | 135          | 58           | 21           | 16         | 10         | 8          | 2          | 3           | 1          | 463           | 27.9        |
| Kilkenny                   | 8            | 80           | 91           | 59           | 29           | 20         | 12         | 7          | 3          | 3           | -          | 312           | 30.8        |
| Laois                      | 3            | 62           | 71           | 34           | 27           | 21         | 4          | 5          | -          | -           | 2          | 229           | 30.2        |
| Longford                   | 3            | 22           | 47           | 36           | 17           | 10         | 5          | 2          | 2          | -           | 4          | 148           | 31.5        |
| Louth                      | 18           | 226          | 143          | 55           | 28           | 6          | 14         | 6          | 6          | 1           | -          | 503           | 27.5        |
| Meath                      | 7            | 136          | 110          | 54           | 32           | 19         | 7          | 3          | 4          | 3           | 2          | 377           | 29.0        |
| Offaly                     | 5            | 69           | 93           | 53           | 16           | 15         | 2          | 6          | 1          | 3           | 1          | 264           | 29.7        |
| Westmeath                  | 12           | 92           | 95           | 43           | 23           | 15         | 7          | 5          | -          | 1           | 1          | 294           | 28.8        |
| Wexford                    | 14           | 136          | 155          | 75           | 36           | 20         | 15         | 7          | 4          | 3           | 3          | 468           | 29.5        |
| Wicklow                    | 12           | 131          | 137          | 40           | 21           | 17         | 6          | 2          | 2          | 2           | -          | 370           | 28.0        |
| <b>Leinster</b>            | <b>319</b>   | <b>3,545</b> | <b>2,969</b> | <b>1,146</b> | <b>529</b>   | <b>281</b> | <b>169</b> | <b>108</b> | <b>53</b>  | <b>59</b>   | <b>34</b>  | <b>9,212</b>  | <b>27.9</b> |
| Clare                      | 2            | 69           | 89           | 57           | 39           | 19         | 21         | 6          | 2          | 1           | -          | 305           | 31.6        |
| Cork County Borough        | 31           | 294          | 262          | 62           | 32           | 18         | 7          | 8          | 3          | 7           | -          | 724           | 27.2        |
| Cork County                | 27           | 297          | 427          | 236          | 119          | 59         | 42         | 18         | 8          | 9           | 8          | 1,250         | 30.2        |
| Kerry                      | 8            | 100          | 149          | 117          | 61           | 25         | 22         | 7          | 1          | 6           | 3          | 499           | 31.2        |
| Limerick County Borough    | 15           | 152          | 127          | 45           | 17           | 9          | 6          | 2          | 1          | 3           | 3          | 380           | 27.3        |
| Limerick County            | 12           | 129          | 131          | 84           | 44           | 27         | 6          | 9          | 7          | 2           | 2          | 453           | 30.0        |
| Tipperary, N.R.            | 5            | 73           | 89           | 49           | 30           | 22         | 5          | 6          | 2          | 3           | 2          | 286           | 30.6        |
| Tipperary, S.R.            | 7            | 80           | 101          | 53           | 30           | 25         | 14         | 6          | 3          | 3           | -          | 322           | 30.9        |
| Waterford County Borough   | 4            | 77           | 63           | 19           | 14           | 2          | 1          | 2          | 1          | 3           | -          | 186           | 27.7        |
| Waterford County           | 5            | 50           | 80           | 38           | 24           | 12         | 7          | 7          | 1          | -           | 1          | 225           | 30.4        |
| <b>Munster</b>             | <b>116</b>   | <b>1,321</b> | <b>1,518</b> | <b>760</b>   | <b>410</b>   | <b>218</b> | <b>131</b> | <b>71</b>  | <b>29</b>  | <b>37</b>   | <b>19</b>  | <b>4,630</b>  | <b>29.7</b> |
| Galway                     | 8            | 130          | 187          | 110          | 88           | 30         | 20         | 9          | 4          | 4           | 4          | 594           | 30.9        |
| Leitrim                    | 1            | 11           | 21           | 28           | 16           | 9          | 7          | 4          | 1          | 2           | -          | 100           | 34.6        |
| Mayo                       | 6            | 67           | 138          | 80           | 41           | 29         | 14         | 7          | 7          | 2           | 7          | 398           | 31.6        |
| Roscommon                  | 2            | 20           | 50           | 48           | 21           | 13         | 7          | 5          | 1          | 3           | -          | 170           | 32.9        |
| Sligo                      | 4            | 51           | 67           | 39           | 21           | 14         | 6          | 3          | 2          | 2           | 1          | 210           | 30.6        |
| <b>Connacht</b>            | <b>21</b>    | <b>279</b>   | <b>463</b>   | <b>305</b>   | <b>187</b>   | <b>95</b>  | <b>54</b>  | <b>28</b>  | <b>15</b>  | <b>13</b>   | <b>12</b>  | <b>1,472</b>  | <b>31.5</b> |
| Cavan                      | 6            | 37           | 60           | 55           | 22           | 12         | 11         | 5          | -          | 4           | 2          | 214           | 31.8        |
| Donegal                    | 9            | 135          | 163          | 71           | 54           | 23         | 8          | 6          | 7          | 4           | 1          | 481           | 29.9        |
| Monaghan                   | 4            | 61           | 64           | 36           | 29           | 7          | 8          | 3          | 2          | 1           | -          | 215           | 30.1        |
| <b>Ulster (part of)</b>    | <b>19</b>    | <b>233</b>   | <b>287</b>   | <b>162</b>   | <b>105</b>   | <b>42</b>  | <b>27</b>  | <b>14</b>  | <b>9</b>   | <b>9</b>    | <b>3</b>   | <b>910</b>    | <b>30.4</b> |
| <b>Ireland*</b>            | <b>475</b>   | <b>5,378</b> | <b>5,237</b> | <b>2,373</b> | <b>1,231</b> | <b>636</b> | <b>381</b> | <b>221</b> | <b>106</b> | <b>118</b>  | <b>68</b>  | <b>16,224</b> | <b>28.9</b> |
| Six Counties               | 10           | 93           | 77           | 39           | 19           | 11         | 10         | 3          | 5          | 2           | -          | 269           | 29.3        |
| England and Wales          | 16           | 365          | 401          | 132          | 46           | 28         | 17         | 9          | 7          | 3           | 4          | 1,028         | 27.9        |
| Scotland                   | 1            | 16           | 20           | 8            | 5            | 4          | -          | 2          | 2          | 1           | -          | 59            | 32.0        |
| Elsewhere                  | 1            | 36           | 56           | 29           | 14           | 6          | 4          | 1          | -          | 3           | 1          | 151           | 30.1        |
| Not stated                 | 25           | 24           | 5            | 1            | 2            | -          | -          | -          | -          | -           | -          | 57            | 21.4        |

\* Exclusive of the Six Counties.

TABLE 51 - MARRIAGES REGISTERED IN 1967 CLASSIFIED BY AGE AND AREA OF RESIDENCE OF BRIDE BEFORE MARRIAGE.

| Area of residence of bride | Age of bride |              |              |              |            |            |            |           |           |             |            |               | Average age |
|----------------------------|--------------|--------------|--------------|--------------|------------|------------|------------|-----------|-----------|-------------|------------|---------------|-------------|
|                            | Under 20     | 20-24        | 25-29        | 30-34        | 35-39      | 40-44      | 45-49      | 50-54     | 55-59     | 60 and over | Not stated | All ages      |             |
| <b>Total</b>               | <b>1,782</b> | <b>8,485</b> | <b>4,375</b> | <b>1,592</b> | <b>718</b> | <b>370</b> | <b>180</b> | <b>93</b> | <b>60</b> | <b>40</b>   | <b>93</b>  | <b>17,788</b> | <b>25.8</b> |
| Carlow                     | 26           | 91           | 54           | 20           | 8          | 5          | 2          | 2         | 1         | -           | 3          | 212           | 25.9        |
| Dublin County Borough      | 533          | 2,530        | 1,085        | 332          | 151        | 82         | 39         | 24        | 12        | 10          | 11         | 4,809         | 25.1        |
| Dun Laoghaire Borough      | 26           | 151          | 80           | 19           | 10         | 6          | 3          | 4         | 1         | 1           | 2          | 303           | 25.8        |
| Dublin County (remainder)  | 74           | 442          | 177          | 54           | 24         | 9          | 11         | 3         | 4         | 4           | 4          | 806           | 25.3        |
| Kildare                    | 72           | 230          | 71           | 27           | 14         | 6          | 6          | 1         | 1         | 1           | 1          | 430           | 24.5        |
| Kilkenny                   | 29           | 129          | 76           | 36           | 19         | 10         | 6          | 3         | 2         | 1           | 4          | 315           | 27.1        |
| Laois                      | 25           | 88           | 47           | 23           | 10         | 2          | -          | -         | -         | -           | 1          | 196           | 25.2        |
| Longford                   | 10           | 56           | 43           | 19           | 4          | 3          | 1          | 1         | -         | -           | 4          | 141           | 26.4        |
| Louth                      | 70           | 276          | 106          | 44           | 18         | 13         | 6          | 6         | 2         | -           | 1          | 542           | 25.4        |
| Meath                      | 43           | 174          | 81           | 29           | 17         | 8          | 3          | 3         | 1         | 1           | 1          | 361           | 25.7        |
| Offaly                     | 27           | 128          | 59           | 23           | 10         | 6          | 3          | -         | 4         | 1           | 1          | 262           | 26.0        |
| Westmeath                  | 51           | 139          | 64           | 28           | 7          | 7          | -          | 2         | -         | 1           | 2          | 301           | 24.8        |
| Wexford                    | 56           | 249          | 101          | 42           | 20         | 9          | 6          | 4         | -         | -           | 2          | 489           | 25.4        |
| Wicklow                    | 54           | 187          | 95           | 27           | 10         | 6          | 2          | 1         | 1         | 1           | 2          | 386           | 24.8        |
| <b>Leinster</b>            | <b>1,096</b> | <b>4,870</b> | <b>2,139</b> | <b>723</b>   | <b>322</b> | <b>172</b> | <b>88</b>  | <b>54</b> | <b>29</b> | <b>21</b>   | <b>39</b>  | <b>9,553</b>  | <b>25.3</b> |
| Clare                      | 20           | 125          | 91           | 29           | 26         | 10         | 4          | 2         | -         | -           | 1          | 308           | 27.0        |
| Cork County Borough        | 80           | 398          | 185          | 59           | 29         | 19         | 8          | 5         | 2         | 4           | 2          | 791           | 25.7        |
| Cork County                | 82           | 513          | 359          | 135          | 64         | 25         | 14         | 2         | 3         | 4           | 10         | 1,211         | 26.6        |
| Kerry                      | 45           | 169          | 158          | 76           | 30         | 9          | 6          | 3         | 1         | 1           | 4          | 502           | 27.1        |
| Limerick County Borough    | 32           | 246          | 101          | 34           | 10         | 5          | 2          | 3         | -         | -           | 2          | 435           | 25.0        |
| Limerick County            | 40           | 194          | 106          | 55           | 29         | 9          | 6          | 1         | 4         | -           | 1          | 445           | 26.6        |
| Tipperary, N.R.            | 22           | 122          | 68           | 30           | 16         | 6          | 3          | 1         | 5         | 1           | 2          | 276           | 26.9        |
| Tipperary, S.R.            | 35           | 134          | 91           | 37           | 15         | 11         | 5          | 1         | 2         | -           | -          | 331           | 26.5        |
| Waterford County Borough   | 20           | 118          | 48           | 18           | 5          | 4          | 1          | -         | 2         | 1           | -          | 217           | 25.3        |
| Waterford County           | 21           | 105          | 52           | 22           | 9          | 7          | 3          | -         | -         | -           | 1          | 220           | 25.8        |
| <b>Munster</b>             | <b>397</b>   | <b>2,124</b> | <b>1,259</b> | <b>495</b>   | <b>233</b> | <b>105</b> | <b>52</b>  | <b>18</b> | <b>19</b> | <b>11</b>   | <b>23</b>  | <b>4,736</b>  | <b>26.3</b> |
| Galway                     | 47           | 235          | 214          | 78           | 31         | 13         | 3          | 3         | -         | 1           | 5          | 630           | 26.6        |
| Leitrim                    | 3            | 31           | 34           | 21           | 8          | 4          | -          | 3         | 1         | -           | 2          | 107           | 29.1        |
| Mayo                       | 27           | 168          | 130          | 54           | 19         | 11         | 3          | 2         | 3         | -           | -          | 427           | 26.8        |
| Roscommon                  | 5            | 63           | 67           | 24           | 13         | 9          | 3          | -         | 1         | 1           | 2          | 188           | 28.3        |
| Sligo                      | 19           | 82           | 50           | 17           | 9          | 4          | 3          | 2         | 1         | -           | 3          | 190           | 26.3        |
| <b>Connacht</b>            | <b>101</b>   | <b>579</b>   | <b>495</b>   | <b>194</b>   | <b>80</b>  | <b>41</b>  | <b>12</b>  | <b>10</b> | <b>6</b>  | <b>2</b>    | <b>22</b>  | <b>1,542</b>  | <b>27.0</b> |
| Cavan                      | 13           | 105          | 51           | 24           | 14         | 10         | 5          | 3         | -         | 2           | 1          | 228           | 27.5        |
| Donegal                    | 61           | 231          | 143          | 48           | 29         | 12         | 8          | 2         | 1         | -           | 1          | 536           | 26.0        |
| Monaghan                   | 13           | 110          | 52           | 26           | 9          | 9          | 3          | -         | 2         | 1           | 1          | 226           | 26.7        |
| <b>Ulster (part of)</b>    | <b>87</b>    | <b>446</b>   | <b>246</b>   | <b>98</b>    | <b>52</b>  | <b>31</b>  | <b>16</b>  | <b>5</b>  | <b>3</b>  | <b>3</b>    | <b>3</b>   | <b>990</b>    | <b>26.5</b> |
| <b>Ireland*</b>            | <b>1,681</b> | <b>8,019</b> | <b>4,139</b> | <b>1,510</b> | <b>687</b> | <b>349</b> | <b>168</b> | <b>87</b> | <b>57</b> | <b>37</b>   | <b>87</b>  | <b>16,821</b> | <b>25.8</b> |
| Six Counties               | 23           | 55           | 34           | 17           | 8          | 8          | 4          | 1         | 1         | 2           | -          | 153           | 27.4        |
| England and Wales          | 43           | 352          | 165          | 48           | 15         | 9          | 7          | 5         | 2         | -           | 3          | 649           | 25.4        |
| Scotland                   | 1            | 13           | 5            | 2            | 2          | -          | 1          | -         | -         | -           | -          | 24            | 26.5        |
| Elsewhere                  | 2            | 24           | 21           | 13           | 5          | 4          | -          | -         | -         | 1           | 1          | 71            | 28.5        |
| Not stated                 | 32           | 22           | 11           | 2            | 1          | -          | -          | -         | -         | -           | 2          | 70            | 21.5        |

\*Exclusive of the Six Counties.

TABLE 52 - MARRIAGES REGISTERED IN 1967 CLASSIFIED BY AREA OF

| Area of residence of groom | Area of       |            |                       |                       |                           |            |            |            |            |            |            |            |            |            |            |              |            |                     |              |
|----------------------------|---------------|------------|-----------------------|-----------------------|---------------------------|------------|------------|------------|------------|------------|------------|------------|------------|------------|------------|--------------|------------|---------------------|--------------|
|                            | Total         | Carlow     | Dublin County Borough | Dun Laoghaire Borough | Dublin County (remainder) | Kildare    | Kilkenny   | Laois      | Longford   | Louth      | Meath      | Offaly     | Westmeath  | Wexford    | Wicklow    | Leinster     | Clare      | Cork County Borough | Cork County  |
| <b>Total</b>               | <b>17,788</b> | <b>212</b> | <b>4,809</b>          | <b>303</b>            | <b>806</b>                | <b>430</b> | <b>315</b> | <b>196</b> | <b>141</b> | <b>542</b> | <b>361</b> | <b>262</b> | <b>301</b> | <b>489</b> | <b>386</b> | <b>9,553</b> | <b>308</b> | <b>791</b>          | <b>1,211</b> |
| Carlow                     | 219           | 137        | 18                    | 2                     | 3                         | 12         | 5          | 4          | 1          | -          | 2          | 2          | -          | 14         | 5          | 205          | -          | -                   | 2            |
| Dublin Co. Borough         | 4,566         | 11         | 3,871                 | 83                    | 252                       | 14         | 11         | 9          | 4          | 18         | 19         | 10         | 10         | 20         | 38         | 4,370        | 10         | 19                  | 25           |
| Dun Laoghaire Borough      | 239           | -          | 44                    | 125                   | 44                        | 1          | -          | -          | -          | 1          | 2          | -          | -          | -          | 13         | 230          | -          | 1                   | -            |
| Dublin County (remainder)  | 760           | 2          | 255                   | 47                    | 357                       | 13         | 1          | 2          | 1          | 5          | 9          | 2          | 2          | 3          | 23         | 722          | 1          | 2                   | -            |
| Kildare                    | 463           | 18         | 51                    | 1                     | 16                        | 312        | 3          | 5          | 1          | 2          | 12         | 8          | 2          | -          | 12         | 443          | -          | -                   | 3            |
| Kilkenny                   | 312           | 8          | 16                    | -                     | 1                         | -          | 236        | 3          | 2          | -          | -          | 1          | 1          | 5          | 2          | 275          | 1          | -                   | 2            |
| Laois                      | 229           | 7          | 10                    | 1                     | 3                         | 19         | 9          | 150        | -          | 2          | -          | 6          | 2          | 2          | 2          | 213          | 2          | -                   | 1            |
| Longford                   | 148           | 1          | 7                     | 1                     | -                         | -          | 1          | 1          | 93         | 1          | -          | -          | 6          | 1          | 1          | 113          | 1          | 1                   | -            |
| Louth                      | 503           | -          | 11                    | 1                     | 2                         | 3          | -          | 1          | 2          | 435        | 23         | 1          | 1          | -          | -          | 480          | -          | -                   | -            |
| Meath                      | 377           | -          | 34                    | 1                     | 20                        | 6          | 1          | 1          | 2          | 26         | 248        | 3          | 8          | 2          | 2          | 354          | 1          | -                   | 2            |
| Offaly                     | 264           | 1          | 12                    | -                     | 1                         | 11         | 1          | 4          | 1          | -          | 4          | 185        | 7          | 1          | 1          | 229          | 3          | -                   | 1            |
| Westmeath                  | 294           | 1          | 16                    | 1                     | 4                         | 4          | -          | 1          | 3          | 1          | 8          | 8          | 215        | -          | 2          | 264          | -          | -                   | 1            |
| Wexford                    | 468           | 6          | 13                    | 2                     | 3                         | -          | 6          | 1          | 2          | 1          | -          | 2          | 3          | 391        | 12         | 442          | -          | 1                   | 1            |
| Wicklow                    | 370           | 4          | 54                    | 6                     | 19                        | 12         | -          | 2          | -          | 1          | -          | 2          | 3          | 12         | 239        | 354          | -          | -                   | 1            |
| <b>Leinster</b>            | <b>9,212</b>  | <b>196</b> | <b>4,412</b>          | <b>271</b>            | <b>725</b>                | <b>407</b> | <b>274</b> | <b>184</b> | <b>112</b> | <b>493</b> | <b>327</b> | <b>230</b> | <b>260</b> | <b>451</b> | <b>352</b> | <b>8,694</b> | <b>19</b>  | <b>24</b>           | <b>39</b>    |
| Clare                      | 305           | 1          | 3                     | 1                     | 2                         | 1          | -          | 1          | -          | -          | -          | 1          | -          | 2          | -          | 12           | 238        | 3                   | -            |
| Cork County Borough        | 724           | -          | 14                    | 2                     | 2                         | -          | 1          | -          | -          | -          | -          | 2          | 1          | 2          | 1          | 25           | 1          | 594                 | 83           |
| Cork County                | 1,250         | 3          | 16                    | 1                     | 2                         | 1          | 2          | -          | -          | 1          | 2          | 3          | 2          | 2          | 4          | 39           | 5          | 136                 | 986          |
| Kerry                      | 499           | -          | 10                    | -                     | 1                         | 5          | -          | -          | -          | -          | 1          | 1          | 1          | -          | -          | 19           | 3          | 4                   | 20           |
| Limerick County Borough    | 380           | 1          | 5                     | -                     | 3                         | 1          | -          | 1          | -          | -          | -          | 1          | -          | 2          | -          | 14           | 7          | 2                   | 2            |
| Limerick                   | 453           | 1          | 5                     | 1                     | -                         | -          | 1          | 1          | -          | -          | 1          | 2          | 3          | 1          | -          | 16           | 8          | 1                   | 14           |
| Tipperary, N.R.            | 286           | -          | 14                    | 1                     | -                         | 3          | 3          | 2          | -          | -          | -          | 13         | -          | 2          | 2          | 40           | 3          | 1                   | 2            |
| Tipperary, S.R.            | 322           | -          | 9                     | -                     | 3                         | 1          | 15         | 4          | -          | -          | 1          | 1          | 1          | 2          | 1          | 38           | 3          | 1                   | 7            |
| Waterford County Borough   | 186           | -          | 4                     | -                     | -                         | -          | 1          | -          | -          | -          | -          | -          | 1          | 3          | -          | 9            | 1          | -                   | 1            |
| Waterford County           | 225           | 3          | 2                     | -                     | -                         | -          | 8          | -          | -          | -          | -          | -          | -          | 4          | -          | 17           | -          | 2                   | 19           |
| <b>Munster</b>             | <b>4,630</b>  | <b>9</b>   | <b>82</b>             | <b>6</b>              | <b>13</b>                 | <b>12</b>  | <b>31</b>  | <b>9</b>   | <b>-</b>   | <b>1</b>   | <b>5</b>   | <b>24</b>  | <b>9</b>   | <b>20</b>  | <b>8</b>   | <b>229</b>   | <b>269</b> | <b>744</b>          | <b>1,134</b> |
| Galway                     | 594           | -          | 16                    | 4                     | 6                         | -          | 1          | -          | 2          | 1          | -          | 1          | 9          | 1          | -          | 41           | 12         | 2                   | 1            |
| Leitrim                    | 100           | -          | 6                     | -                     | 1                         | -          | -          | -          | 1          | 2          | 2          | -          | -          | -          | -          | 12           | -          | -                   | -            |
| Mayo                       | 398           | -          | 11                    | 2                     | 2                         | -          | -          | 1          | -          | 1          | -          | -          | 3          | 1          | 2          | 23           | 1          | -                   | 1            |
| Roscommon                  | 170           | -          | 3                     | -                     | -                         | -          | -          | -          | 5          | -          | 1          | -          | 2          | -          | 1          | 12           | -          | -                   | 1            |
| Sligo                      | 210           | -          | 7                     | -                     | -                         | -          | -          | -          | 2          | 1          | -          | -          | 3          | -          | -          | 13           | 1          | 1                   | -            |
| <b>Connacht</b>            | <b>1,472</b>  | <b>-</b>   | <b>43</b>             | <b>6</b>              | <b>9</b>                  | <b>-</b>   | <b>1</b>   | <b>1</b>   | <b>10</b>  | <b>5</b>   | <b>3</b>   | <b>1</b>   | <b>17</b>  | <b>2</b>   | <b>3</b>   | <b>101</b>   | <b>14</b>  | <b>3</b>            | <b>3</b>     |
| Cavan                      | 214           | -          | 10                    | 1                     | 1                         | 1          | -          | -          | 7          | 2          | 7          | -          | 1          | -          | 1          | 31           | -          | -                   | -            |
| Donegal                    | 481           | 1          | 8                     | -                     | -                         | -          | -          | -          | 1          | -          | 1          | 1          | 1          | -          | 1          | 14           | -          | -                   | 1            |
| Monaghan                   | 215           | 1          | 9                     | 2                     | 1                         | -          | -          | -          | 1          | 4          | 3          | -          | 1          | 1          | -          | 23           | -          | -                   | 1            |
| <b>Ulster (part of)</b>    | <b>910</b>    | <b>2</b>   | <b>27</b>             | <b>3</b>              | <b>2</b>                  | <b>1</b>   | <b>-</b>   | <b>-</b>   | <b>9</b>   | <b>6</b>   | <b>11</b>  | <b>1</b>   | <b>3</b>   | <b>1</b>   | <b>2</b>   | <b>68</b>    | <b>-</b>   | <b>-</b>            | <b>2</b>     |
| <b>Ireland*</b>            | <b>16,224</b> | <b>207</b> | <b>4,564</b>          | <b>286</b>            | <b>749</b>                | <b>420</b> | <b>306</b> | <b>194</b> | <b>131</b> | <b>505</b> | <b>346</b> | <b>256</b> | <b>289</b> | <b>474</b> | <b>365</b> | <b>9,092</b> | <b>302</b> | <b>771</b>          | <b>1,178</b> |
| Six Counties               | 269           | 1          | 34                    | 3                     | 6                         | 3          | -          | 1          | 2          | 25         | -          | -          | -          | 2          | 1          | 78           | -          | 1                   | 2            |
| England and Wales          | 1,028         | 3          | 156                   | 9                     | 41                        | 4          | 5          | 1          | 5          | 11         | 10         | 5          | 10         | 11         | 15         | 286          | 6          | 12                  | 24           |
| Scotland                   | 59            | -          | 14                    | -                     | 5                         | 1          | 1          | -          | -          | -          | -          | -          | -          | 3          | 25         | -            | 1          | -                   | 2            |
| Elsewhere                  | 151           | -          | 40                    | 5                     | 5                         | 2          | 2          | -          | 1          | 1          | 4          | 1          | 2          | 1          | 2          | 66           | -          | 6                   | 4            |
| Not stated                 | 57            | 1          | 1                     | -                     | -                         | -          | 1          | -          | 2          | -          | 1          | -          | -          | -          | -          | 6            | -          | -                   | 1            |

## RESIDENCE OF GROOM AND AREA OF RESIDENCE OF BRIDE BEFORE MARRIAGE

| residence of bride |                         |                 |                  |                  |                          |                  |         |        |         |      |           |       |          |       |         |          |                  |         |              |                   |          |           |            |  |
|--------------------|-------------------------|-----------------|------------------|------------------|--------------------------|------------------|---------|--------|---------|------|-----------|-------|----------|-------|---------|----------|------------------|---------|--------------|-------------------|----------|-----------|------------|--|
| Kerry              | Limerick County Borough | Limerick County | Tipperary, N. R. | Tipperary, S. R. | Waterford County Borough | Waterford County | Munster | Galway | Leitrim | Mayo | Roscommon | Sligo | Connacht | Cavan | Donegal | Monaghan | Ulster (part of) | Ireland | Six Counties | England and Wales | Scotland | Elsewhere | Not stated |  |
| 502                | 435                     | 445             | 276              | 331              | 217                      | 220              | 4,736   | 630    | 107     | 427  | 188       | 190   | 1,542    | 228   | 536     | 226      | 990              | 16,821  | 153          | 649               | 24       | 71        | 70         |  |
| -                  | 1                       | -               | 2                | 1                | 1                        | 1                | 8       | 2      | 2       | -    | -         | -     | 4        | 1     | -       | 1        | 2                | 219     | -            | -                 | -        | -         | -          |  |
| 5                  | 5                       | 9               | 9                | 13               | 8                        | 4                | 107     | 16     | 3       | 8    | 7         | 3     | 37       | 11    | 12      | 2        | 25               | 4,539   | 4            | 15                | 2        | 6         | -          |  |
| -                  | -                       | -               | -                | -                | -                        | -                | 1       | 2      | 1       | -    | -         | -     | 3        | -     | 1       | -        | 1                | 235     | -            | 1                 | 1        | 1         | 1          |  |
| 2                  | 2                       | 1               | -                | -                | 1                        | 1                | 10      | 5      | 2       | 5    | 1         | 2     | 15       | 2     | 1       | 1        | 4                | 751     | 4            | 4                 | -        | 1         | -          |  |
| -                  | -                       | 2               | 2                | 2                | -                        | -                | 9       | 3      | -       | -    | 2         | -     | 5        | 2     | -       | 1        | 3                | 460     | 1            | 1                 | 1        | -         | -          |  |
| 3                  | -                       | -               | 4                | 5                | 7                        | 8                | 30      | 3      | 1       | -    | -         | 1     | 5        | -     | -       | -        | -                | 310     | 1            | 1                 | -        | -         | -          |  |
| 2                  | 1                       | -               | 1                | 2                | -                        | -                | 9       | 2      | 1       | -    | -         | -     | 3        | -     | 1       | -        | 1                | 226     | 2            | 1                 | -        | -         | -          |  |
| 1                  | 2                       | 1               | 1                | -                | -                        | -                | 7       | 2      | 4       | 1    | 6         | 3     | 16       | 7     | 1       | 1        | 9                | 145     | -            | 1                 | -        | -         | 2          |  |
| 2                  | 2                       | -               | -                | -                | -                        | 1                | 5       | 2      | 2       | -    | -         | 1     | 5        | 2     | -       | 7        | 9                | 499     | 3            | 1                 | -        | -         | -          |  |
| 1                  | 1                       | 1               | 1                | 1                | -                        | -                | 8       | 3      | -       | -    | 2         | -     | 5        | 6     | -       | 2        | 8                | 375     | 1            | 1                 | -        | -         | -          |  |
| 1                  | 1                       | -               | 11               | 2                | 4                        | -                | 23      | 7      | 1       | 1    | -         | -     | 9        | 1     | 1       | -        | 2                | 263     | -            | 1                 | -        | -         | -          |  |
| -                  | 3                       | -               | -                | -                | -                        | 1                | 5       | 6      | 2       | 2    | 6         | 2     | 18       | 2     | -       | -        | 2                | 289     | 2            | 2                 | -        | -         | 1          |  |
| 2                  | -                       | 3               | -                | 1                | 5                        | 4                | 17      | -      | -       | 2    | -         | 1     | 3        | -     | -       | 1        | 1                | 463     | -            | 4                 | -        | -         | 1          |  |
| -                  | -                       | 2               | -                | 2                | 1                        | -                | 6       | 2      | -       | -    | 2         | 1     | 5        | -     | 1       | 2        | 3                | 368     | -            | 2                 | -        | -         | -          |  |
| 19                 | 18                      | 19              | 31               | 29               | 27                       | 20               | 245     | 55     | 19      | 19   | 26        | 14    | 133      | 34    | 18      | 18       | 70               | 9,142   | 18           | 35                | 4        | 8         | 5          |  |
| -                  | 13                      | 15              | 3                | 3                | 2                        | 1                | 278     | 8      | -       | 1    | 1         | -     | 10       | 1     | 1       | -        | 2                | 302     | -            | 1                 | -        | 1         | 1          |  |
| 5                  | -                       | 3               | 1                | 3                | 2                        | 1                | 693     | -      | -       | 1    | 1         | -     | 2        | -     | -       | 1        | 1                | 721     | 2            | 1                 | -        | -         | -          |  |
| 26                 | 3                       | 17              | 6                | 7                | 1                        | 11               | 1,198   | 1      | 1       | -    | 3         | -     | 5        | 1     | -       | -        | 1                | 1,243   | -            | 2                 | -        | 1         | 4          |  |
| 417                | 2                       | 15              | 1                | 1                | -                        | -                | 463     | 1      | -       | 4    | -         | 1     | 6        | -     | 1       | -        | 1                | 489     | 1            | 7                 | -        | -         | 2          |  |
| 2                  | 313                     | 31              | -                | 3                | 1                        | 2                | 363     | 1      | -       | 1    | -         | -     | 2        | -     | -       | -        | -                | 379     | -            | 1                 | -        | -         | -          |  |
| 13                 | 62                      | 306             | 7                | 19               | 1                        | -                | 431     | 4      | -       | 1    | -         | -     | 5        | -     | -       | -        | -                | 452     | -            | 1                 | -        | -         | -          |  |
| -                  | 2                       | 5               | 208              | 14               | -                        | -                | 235     | 5      | -       | 1    | -         | -     | 6        | 2     | 1       | -        | 3                | 284     | 1            | 1                 | -        | -         | -          |  |
| 3                  | 3                       | 20              | 4                | 235              | 2                        | 4                | 282     | 1      | -       | -    | 1         | -     | 2        | -     | -       | -        | -                | 322     | -            | -                 | -        | -         | -          |  |
| 1                  | -                       | -               | 1                | 1                | 155                      | 14               | 174     | 1      | -       | -    | -         | -     | 1        | -     | 1       | -        | 1                | 185     | -            | 1                 | -        | -         | -          |  |
| 1                  | 1                       | 1               | 1                | 4                | 15                       | 162              | 206     | -      | -       | 1    | 1         | -     | 2        | -     | -       | -        | -                | 225     | -            | -                 | -        | -         | -          |  |
| 468                | 399                     | 413             | 232              | 290              | 179                      | 195              | 4,323   | 22     | 1       | 10   | 7         | 1     | 41       | 4     | 4       | 1        | 9                | 4,602   | 4            | 15                | -        | 2         | 7          |  |
| 2                  | 2                       | 1               | 3                | 1                | 1                        | -                | 25      | 487    | 1       | 18   | 10        | -     | 516      | 2     | -       | 1        | 3                | 585     | -            | 5                 | -        | 2         | 2          |  |
| -                  | -                       | -               | -                | -                | -                        | -                | -       | 1      | 67      | 3    | 5         | 3     | 79       | 5     | 3       | 1        | 9                | 100     | -            | -                 | -        | -         | -          |  |
| 1                  | -                       | 2               | -                | 1                | -                        | -                | 6       | 16     | 1       | 337  | 4         | 4     | 362      | 1     | 2       | -        | 3                | 394     | 2            | -                 | -        | -         | 2          |  |
| -                  | -                       | -               | 1                | -                | -                        | -                | 2       | 14     | 2       | 10   | 120       | 2     | 148      | 1     | 2       | -        | 3                | 165     | 1            | 4                 | -        | -         | -          |  |
| -                  | 1                       | -               | -                | 1                | -                        | -                | 4       | 5      | 7       | 11   | 7         | 156   | 186      | -     | 5       | -        | 5                | 208     | 1            | 1                 | -        | -         | -          |  |
| 3                  | 3                       | 3               | 4                | 3                | 1                        | -                | 37      | 523    | 78      | 379  | 146       | 165   | 1,291    | 9     | 12      | 2        | 23               | 1,452   | 4            | 10                | -        | 2         | 4          |  |
| -                  | 1                       | 1               | -                | 1                | -                        | 1                | 4       | 3      | 4       | -    | -         | 2     | 9        | 157   | 2       | 7        | 166              | 210     | 2            | 1                 | -        | 1         | -          |  |
| -                  | -                       | -               | -                | -                | -                        | -                | 1       | 3      | 1       | 3    | -         | -     | 7        | 1     | 433     | 2        | 436              | 458     | 13           | 6                 | 2        | 2         | -          |  |
| -                  | -                       | -               | -                | -                | -                        | -                | 1       | 1      | -       | 2    | 1         | -     | 4        | 10    | -       | 165      | 175              | 203     | 7            | 4                 | -        | -         | 1          |  |
| -                  | 1                       | 1               | -                | 1                | -                        | 1                | 6       | 7      | 5       | 5    | 1         | 2     | 20       | 168   | 435     | 174      | 777              | 871     | 22           | 11                | 2        | 3         | 1          |  |
| 490                | 421                     | 436             | 267              | 323              | 207                      | 216              | 4,611   | 607    | 103     | 413  | 180       | 182   | 1,485    | 215   | 469     | 195      | 879              | 16,067  | 48           | 71                | 6        | 15        | 17         |  |
| 2                  | 1                       | 1               | 1                | -                | -                        | 1                | 9       | 3      | -       | 2    | 2         | 2     | 9        | 10    | 47      | 18       | 75               | 171     | 98           | -                 | -        | -         | -          |  |
| 4                  | 11                      | 7               | 7                | 6                | 7                        | 3                | 87      | 16     | 3       | 10   | 5         | 6     | 40       | 3     | 14      | 11       | 28               | 441     | 5            | 576               | -        | 3         | 3          |  |
| 1                  | -                       | -               | -                | 1                | 1                        | -                | 6       | 2      | -       | -    | -         | -     | 2        | -     | 5       | 1        | 6                | 39      | 1            | -                 | 18       | 1         | -          |  |
| 5                  | 2                       | 1               | 1                | 1                | 2                        | -                | 22      | 2      | 1       | 2    | 1         | -     | 6        | -     | 1       | 1        | 2                | 96      | 1            | 2                 | -        | 52        | -          |  |
| -                  | -                       | -               | -                | -                | -                        | -                | 1       | -      | -       | -    | -         | -     | -        | -     | -       | -        | -                | 7       | -            | -                 | -        | -         | 50         |  |



TABLE 53 - MARRIAGES REGISTERED IN 1967 IN WHICH THE FUTURE PERMANENT RESIDENCE WAS STATED TO BE OUTSIDE THE COUNTRY, CLASSIFIED BY AGE OF GROOM

| Country of future permanent residence | Age of groom |            |            |            |            |           |           |           |           |           |            |              | All ages    | Average age |
|---------------------------------------|--------------|------------|------------|------------|------------|-----------|-----------|-----------|-----------|-----------|------------|--------------|-------------|-------------|
|                                       | Under 20     | 20-24      | 25-29      | 30-34      | 35-39      | 40-44     | 45-49     | 50-54     | 55-59     | 60 & over | Not stated |              |             |             |
| Six Counties                          | 11           | 92         | 81         | 44         | 21         | 12        | 9         | 2         | 5         | 2         | -          | 279          | 29.3        |             |
| England and Wales                     | 55           | 646        | 541        | 158        | 55         | 31        | 23        | 10        | 6         | 3         | 5          | 1,533        | 27.9        |             |
| Scotland                              | 2            | 19         | 17         | 8          | 6          | 2         | -         | 2         | 2         | 1         | -          | 59           | 30.2        |             |
| Europe (remainder)                    | -            | 24         | 20         | 3          | 1          | -         | -         | -         | -         | -         | -          | 48           | 25.5        |             |
| U.S.A.                                | 1            | 40         | 59         | 23         | 10         | 5         | 2         | 1         | -         | 2         | 3          | 146          | 29.0        |             |
| Canada                                | -            | 47         | 41         | 4          | 4          | 1         | 1         | -         | -         | -         | -          | 98           | 26.1        |             |
| Australia and New Zealand             | -            | 11         | 2          | 4          | 2          | -         | -         | -         | -         | 1         | -          | 20           | 28.5        |             |
| Elsewhere                             | 1            | 19         | 23         | 11         | 4          | 1         | -         | -         | -         | -         | -          | 59           | 27.6        |             |
| <b>Total</b>                          | <b>70</b>    | <b>898</b> | <b>784</b> | <b>255</b> | <b>103</b> | <b>52</b> | <b>35</b> | <b>15</b> | <b>13</b> | <b>9</b>  | <b>8</b>   | <b>2,242</b> | <b>27.4</b> |             |

TABLE 54 - MARRIAGES REGISTERED IN 1967 IN WHICH THE FUTURE PERMANENT RESIDENCE WAS STATED TO BE OUTSIDE THE COUNTRY, CLASSIFIED BY AGE OF BRIDE

| Country of future permanent residence | Age of bride |              |            |            |           |           |           |          |          |           |            |              | All ages    | Average age |
|---------------------------------------|--------------|--------------|------------|------------|-----------|-----------|-----------|----------|----------|-----------|------------|--------------|-------------|-------------|
|                                       | Under 20     | 20-24        | 25-29      | 30-34      | 35-39     | 40-44     | 45-49     | 50-54    | 55-59    | 60 & over | Not stated |              |             |             |
| Six Counties                          | 32           | 124          | 61         | 28         | 13        | 13        | 5         | -        | 1        | 1         | 1          | 279          | 26.4        |             |
| England and Wales                     | 163          | 833          | 368        | 90         | 32        | 20        | 10        | 6        | 4        | 1         | 6          | 1,533        | 24.7        |             |
| Scotland                              | 6            | 24           | 17         | 3          | 4         | 1         | 2         | 1        | 1        | -         | -          | 59           | 27.2        |             |
| Europe (remainder)                    | 4            | 26           | 15         | 3          | -         | -         | -         | -        | -        | -         | -          | 48           | 24.3        |             |
| U.S.A.                                | 10           | 62           | 45         | 13         | 9         | 3         | -         | -        | 1        | 1         | 2          | 146          | 26.5        |             |
| Canada                                | 8            | 59           | 23         | 8          | -         | -         | -         | -        | -        | -         | -          | 98           | 24.1        |             |
| Australia and New Zealand             | 2            | 13           | 2          | 1          | 1         | -         | -         | -        | -        | 1         | -          | 20           | 25.8        |             |
| Elsewhere                             | 2            | 41           | 11         | 3          | 2         | -         | -         | -        | -        | -         | -          | 59           | 24.3        |             |
| <b>Total</b>                          | <b>227</b>   | <b>1,182</b> | <b>542</b> | <b>149</b> | <b>61</b> | <b>37</b> | <b>17</b> | <b>7</b> | <b>7</b> | <b>4</b>  | <b>9</b>   | <b>2,242</b> | <b>25.1</b> |             |

TABLE 55 - MARRIAGES REGISTERED IN 1967 IN WHICH THE FUTURE PERMANENT RESIDENCE WAS STATED TO BE OUTSIDE THE COUNTRY, CLASSIFIED BY SOCIAL GROUP OF GROOM

| Country of future permanent residence | Social group of groom |  |  |                     |                    |  |                    |                                 |                          |                        |                      |            |
|---------------------------------------|-----------------------|--|--|---------------------|--------------------|--|--------------------|---------------------------------|--------------------------|------------------------|----------------------|------------|
|                                       | Total                 | Farmers, relatives assisting and farm managers | Other agricultural occupations and fishermen | Higher professional | Lower professional | Employers and managers (including shopkeepers) | Salaried employees | Intermediate non-manual workers | Other non-manual workers | Skilled manual workers | Other manual workers | Not stated |
| Six Counties                          | 279                   | 16   | 8  | 25                  | 36                 | 10   | 12                 | 54                              | 27                       | 61                     | 28                   | 2          |
| England and Wales                     | 1,533                 | 29   | 11   | 138                 | 98                 | 58   | 49                 | 238                             | 142                      | 470                    | 288                  | 12         |
| Scotland                              | 59                    | -  | 2  | 6                   | 4                  | 3  | 2                  | 10                              | 5                        | 19                     | 8                    | -          |
| Europe (remainder)                    | 48                    | -  | -  | 9                   | 10                 | 1  | 4                  | 7                               | 3                        | 13                     | 1                    | -          |
| U.S.A.                                | 146                   | 1  | 1  | 23                  | 14                 | 8  | 4                  | 35                              | 7                        | 47                     | 6                    | -          |
| Canada                                | 98                    | 2  | -  | 12                  | 15                 | 2  | 5                  | 21                              | 6                        | 34                     | 1                    | -          |
| Australia and New Zealand             | 20                    | 1  | -  | 3                   | 1                  | -  | -                  | 2                               | 2                        | 8                      | 2                    | 1          |
| Elsewhere                             | 59                    | 1  | -  | 15                  | 15                 | -  | 3                  | 13                              | -                        | 12                     | -                    | -          |
| <b>Total</b>                          | <b>2,242</b>          | <b>50</b>                                      | <b>22</b>                                    | <b>231</b>          | <b>193</b>         | <b>82</b>                                      | <b>79</b>          | <b>380</b>                      | <b>192</b>               | <b>664</b>             | <b>334</b>           | <b>15</b>  |

TABLE 56 - MARRIAGES REGISTERED IN 1967 IN WHICH THE FUTURE PERMANENT RESIDENCE WAS STATED TO BE OUTSIDE THE COUNTRY, CLASSIFIED BY SOCIAL GROUP OF BRIDE

| Country of future permanent residence | Social group of bride |  |  |                     |                    |  |                    |                                 |                          |                        |                      |            |
|---------------------------------------|-----------------------|--|--|---------------------|--------------------|--|--------------------|---------------------------------|--------------------------|------------------------|----------------------|------------|
|                                       | Total                 | Farmers, relatives assisting and farm managers | Other agricultural occupations and fishermen | Higher professional | Lower professional | Employers and managers (including shopkeepers) | Salaried employees | Intermediate non-manual workers | Other non-manual workers | Skilled manual workers | Other manual workers | Not stated |
| Six Counties                          | 279                   | 1  | -  | 4                   | 71                 | 4  | 1                  | 71                              | 30                       | 13                     | 47                   | 37         |
| England and Wales                     | 1,533                 | 4  | 2  | 14                  | 309                | 8  | 7                  | 487                             | 168                      | 115                    | 237                  | 182        |
| Scotland                              | 59                    | -  | -  | 2                   | 16                 | -  | -                  | 14                              | 5                        | 4                      | 12                   | 6          |
| Europe (remainder)                    | 48                    | -  | -  | 1                   | 7                  | 2  | -                  | 14                              | 9                        | 2                      | 9                    | 4          |
| U.S.A.                                | 146                   | -  | -  | 1                   | 36                 | 1  | 2                  | 62                              | 19                       | 9                      | 6                    | 10         |
| Canada                                | 98                    | -  | -  | -                   | 24                 | -  | -                  | 41                              | 7                        | 5                      | 13                   | 8          |
| Australia and New Zealand             | 20                    | -  | -  | -                   | 5                  | -  | 1                  | 6                               | 2                        | 1                      | -                    | 5          |
| Elsewhere                             | 59                    | -  | -  | 1                   | 25                 | 1  | -                  | 18                              | 7                        | -                      | 1                    | 6          |
| <b>Total</b>                          | <b>2,242</b>          | <b>5</b>                                       | <b>2</b>                                     | <b>23</b>           | <b>493</b>         | <b>16</b>                                      | <b>11</b>          | <b>713</b>                      | <b>247</b>               | <b>149</b>             | <b>325</b>           | <b>258</b> |

TABLE 57 - MARRIAGES REGISTERED IN 1967 IN WHICH THE FUTURE PERMANENT RESIDENCE WAS STATED TO BE OUTSIDE THE COUNTRY, CLASSIFIED ACCORDING TO FORM OF CEREMONY.

| Country of future permanent residence | Total marriages | Form of ceremony |                   |              |           |          |                    |                 | Civil marriages |
|---------------------------------------|-----------------|------------------|-------------------|--------------|-----------|----------|--------------------|-----------------|-----------------|
|                                       |                 | Catholic         | Church of Ireland | Presbyterian | Methodist | Jewish   | Society of Friends | Other religions |                 |
| Six Counties                          | 279             | 215              | 30                | 25           | 6         | -        | -                  | -               | 3               |
| England and Wales                     | 1,533           | 1,447            | 63                | 14           | 5         | -        | -                  | -               | 4               |
| Scotland                              | 59              | 52               | 5                 | 1            | -         | -        | -                  | -               | 1               |
| Europe (remainder)                    | 48              | 43               | 4                 | -            | -         | -        | -                  | -               | 1               |
| U.S.A.                                | 146             | 140              | 4                 | -            | -         | -        | -                  | -               | 2               |
| Canada                                | 98              | 89               | 6                 | 3            | -         | -        | -                  | -               | -               |
| Australia and New Zealand             | 20              | 17               | 1                 | -            | 2         | -        | -                  | -               | -               |
| Elsewhere                             | 59              | 53               | 5                 | 1            | -         | -        | -                  | -               | -               |
| <b>Total</b>                          | <b>2,242</b>    | <b>2,056</b>     | <b>118</b>        | <b>44</b>    | <b>13</b> | <b>-</b> | <b>-</b>           | <b>-</b>        | <b>11</b>       |

TABLE 58 - MARRIAGES REGISTERED IN 1967 IN WHICH THE FUTURE PERMANENT RESIDENCE WAS STATED TO BE OUTSIDE THE COUNTRY, CLASSIFIED ACCORDING TO AREA OF RESIDENCE OF GROOM BEFORE MARRIAGE.

| Country of future permanent residence | Total        | Area of residence of groom                   |                  |            |           |                  |                 |            |
|---------------------------------------|--------------|--|------------------|------------|-----------|------------------|-----------------|------------|
|                                       |              | Dublin Co. Borough and Dun Laoghaire Borough | Rest of Leinster | Munster    | Connacht  | Ulster (part of) | Other countries | Not stated |
| Six Counties                          | 279          | 9  | 4                | 4          | 2         | 25               | 235             | -          |
| England and Wales                     | 1,533        | 256  | 116              | 129        | 42        | 47               | 940             | 3          |
| Scotland                              | 59           | 7  | 2                | -          | -         | 2                | 48              | -          |
| Europe (remainder)                    | 48           | 10   | 3                | 2          | 4         | -                | 29              | -          |
| U.S.A.                                | 146          | 31   | 7                | 10         | 7         | 2                | 89              | -          |
| Canada                                | 98           | 54   | 6                | 6          | 4         | 3                | 24              | 1          |
| Australia and New Zealand             | 20           | 9  | 5                | -          | 2         | 3                | 1               | -          |
| Elsewhere                             | 59           | 22   | 6                | 6          | 5         | -                | 20              | -          |
| <b>Total</b>                          | <b>2,242</b> | <b>398</b>                                   | <b>149</b>       | <b>157</b> | <b>66</b> | <b>82</b>        | <b>1,386</b>    | <b>4</b>   |

TABLE 59 - MARRIAGES REGISTERED IN 1967 IN WHICH THE FUTURE PERMANENT RESIDENCE WAS STATED TO BE OUTSIDE THE COUNTRY, CLASSIFIED ACCORDING TO AREA OF RESIDENCE OF BRIDE BEFORE MARRIAGE.

| Country of future permanent residence | Total        | Area of residence of bride                   |                  |            |            |                  |                 |            |
|---------------------------------------|--------------|--|------------------|------------|------------|------------------|-----------------|------------|
|                                       |              | Dublin Co. Borough and Dun Laoghaire Borough | Rest of Leinster | Munster    | Connacht   | Ulster (part of) | Other countries | Not stated |
| Six Counties                          | 279          | 45   | 32               | 12         | 10         | 81               | 99              | -          |
| England and Wales                     | 1,533        | 430  | 183              | 199        | 69         | 73               | 573             | 6          |
| Scotland                              | 59           | 21   | 7                | 4          | 3          | 6                | 18              | -          |
| Europe (remainder)                    | 48           | 30   | 3                | 7          | 2          | 2                | 4               | -          |
| U.S.A.                                | 146          | 46   | 18               | 26         | 11         | 1                | 44              | -          |
| Canada                                | 98           | 62   | 6                | 7          | 4          | 6                | 12              | 1          |
| Australia and New Zealand             | 20           | 11   | 4                | -          | 1          | 1                | 3               | -          |
| Elsewhere                             | 59           | 29   | 6                | 9          | 8          | 2                | 5               | -          |
| <b>Total</b>                          | <b>2,242</b> | <b>674</b>                                   | <b>259</b>       | <b>264</b> | <b>108</b> | <b>172</b>       | <b>758</b>      | <b>7</b>   |

TABLE 60 - SUMMARY OF CASES OF INFECTIOUS DISEASES NOTIFIED TO THE DEPARTMENT OF HEALTH DURING THE YEAR, 1967.

| County or<br>County Borough | Acute anterior<br>poliomyelitis | Brucellosis | Cerebro spinal fever | Diarrhoea and enteritis | Diphtheria | Dysentery | Encephalitis lethargica | Erysipelas | Infectious hepatitis | Infectious mononucleosis | Influenzal pneumonia | Malaria |
|-----------------------------|---------------------------------|-------------|----------------------|-------------------------|------------|-----------|-------------------------|------------|----------------------|--------------------------|----------------------|---------|
| <b>COUNTY BOROUGHS</b>      |                                 |             |                      |                         |            |           |                         |            |                      |                          |                      |         |
| Cork                        | -                               | -           | 3                    | 147                     | -          | 35        | -                       | 2          | 60                   | -                        | -                    | -       |
| Dublin                      | -                               | 1           | 4                    | 985                     | -          | 114       | -                       | 22         | 341                  | 42                       | 23                   | 1       |
| Limerick                    | -                               | 1           | -                    | 16                      | -          | -         | -                       | -          | 14                   | -                        | -                    | -       |
| Waterford                   | -                               | -           | -                    | 1                       | -          | -         | -                       | -          | -                    | -                        | -                    | -       |
| <b>COUNTIES</b>             |                                 |             |                      |                         |            |           |                         |            |                      |                          |                      |         |
| Carlow                      |                                 |             |                      |                         |            |           |                         |            |                      |                          |                      |         |
| Urban                       | -                               | -           | -                    | -                       | -          | -         | -                       | -          | -                    | -                        | -                    | -       |
| Rural                       | -                               | 1           | -                    | -                       | -          | -         | -                       | 1          | -                    | 1                        | -                    | -       |
| Cavan                       |                                 |             |                      |                         |            |           |                         |            |                      |                          |                      |         |
| Urban                       | -                               | -           | -                    | -                       | -          | -         | -                       | -          | -                    | -                        | -                    | -       |
| Rural                       | -                               | -           | -                    | 2                       | -          | -         | -                       | -          | 3                    | -                        | -                    | -       |
| Clare                       |                                 |             |                      |                         |            |           |                         |            |                      |                          |                      |         |
| Urban                       | -                               | -           | -                    | 8                       | -          | -         | -                       | -          | 2                    | -                        | 6                    | -       |
| Rural                       | -                               | -           | 2                    | 3                       | -          | -         | -                       | 1          | 4                    | -                        | 3                    | -       |
| Cork                        |                                 |             |                      |                         |            |           |                         |            |                      |                          |                      |         |
| Urban                       | -                               | -           | 1                    | 33                      | -          | 6         | -                       | -          | 9                    | 1                        | -                    | -       |
| Rural                       | -                               | 2           | -                    | 96                      | -          | 7         | -                       | 2          | 45                   | 4                        | 2                    | -       |
| Donegal                     |                                 |             |                      |                         |            |           |                         |            |                      |                          |                      |         |
| Urban                       | -                               | -           | -                    | -                       | -          | -         | -                       | -          | -                    | -                        | -                    | -       |
| Rural                       | -                               | -           | 1                    | 6                       | -          | -         | -                       | 1          | 4                    | -                        | -                    | -       |
| Dublin                      |                                 |             |                      |                         |            |           |                         |            |                      |                          |                      |         |
| Urban                       | -                               | -           | -                    | 100                     | -          | 13        | -                       | -          | 17                   | 12                       | 2                    | 1       |
| Rural                       | -                               | 1           | -                    | 200                     | 1          | 38        | -                       | 2          | 202                  | 21                       | 2                    | -       |
| Galway                      |                                 |             |                      |                         |            |           |                         |            |                      |                          |                      |         |
| Urban                       | -                               | 1           | -                    | 74                      | -          | 4         | -                       | -          | 15                   | -                        | -                    | -       |
| Rural                       | -                               | 4           | 1                    | 71                      | -          | 4         | -                       | -          | 42                   | -                        | -                    | -       |
| Kerry                       |                                 |             |                      |                         |            |           |                         |            |                      |                          |                      |         |
| Urban                       | -                               | -           | -                    | 2                       | -          | -         | -                       | 2          | 1                    | -                        | -                    | -       |
| Rural                       | -                               | -           | 1                    | 6                       | -          | -         | -                       | 2          | 8                    | 1                        | 8                    | -       |
| Kildare                     |                                 |             |                      |                         |            |           |                         |            |                      |                          |                      |         |
| Urban                       | -                               | -           | -                    | 3                       | -          | -         | -                       | -          | -                    | -                        | -                    | -       |
| Rural                       | -                               | 1           | -                    | 37                      | -          | 1         | -                       | -          | 11                   | 4                        | -                    | -       |
| Kilkenny                    |                                 |             |                      |                         |            |           |                         |            |                      |                          |                      |         |
| Urban                       | -                               | -           | -                    | -                       | -          | -         | -                       | -          | -                    | -                        | -                    | -       |
| Rural                       | -                               | 1           | -                    | 7                       | -          | -         | -                       | 3          | 22                   | -                        | 1                    | -       |
| Laois                       |                                 |             |                      |                         |            |           |                         |            |                      |                          |                      |         |
| Rural                       | -                               | 1           | -                    | 49                      | -          | -         | -                       | -          | 4                    | 1                        | -                    | -       |
| Leitrim                     |                                 |             |                      |                         |            |           |                         |            |                      |                          |                      |         |
| Rural                       | -                               | -           | -                    | -                       | -          | 1         | -                       | -          | 1                    | -                        | -                    | -       |
| Limerick                    |                                 |             |                      |                         |            |           |                         |            |                      |                          |                      |         |
| Rural                       | -                               | 1           | -                    | 15                      | -          | -         | -                       | 2          | 52                   | -                        | 1                    | -       |
| Longford                    |                                 |             |                      |                         |            |           |                         |            |                      |                          |                      |         |
| Urban                       | -                               | -           | -                    | -                       | -          | -         | -                       | -          | -                    | -                        | -                    | -       |
| Rural                       | -                               | -           | -                    | 2                       | -          | 1         | -                       | -          | -                    | -                        | -                    | -       |
| Louth                       |                                 |             |                      |                         |            |           |                         |            |                      |                          |                      |         |
| Urban                       | -                               | -           | -                    | 21                      | -          | -         | -                       | 1          | 4                    | 1                        | -                    | -       |
| Rural                       | -                               | 3           | -                    | 9                       | -          | 60        | -                       | -          | 11                   | -                        | -                    | -       |

TABLE 60 (contd.) - SUMMARY OF CASES OF INFECTIOUS DISEASES NOTIFIED TO THE DEPARTMENT OF HEALTH DURING THE YEAR, 1967

| County or<br>County Borough | Acute anterior<br>poliomyelitis | Brucellosis | Cerebro spinal fever | Diarrhoea and enteritis | Diphtheria | Dysentery | Encephalitis lethargica | Erysipelas | Infectious hepatitis | Infectious mononucleosis | Influenza pneumonia | Malaria |
|-----------------------------|---------------------------------|-------------|----------------------|-------------------------|------------|-----------|-------------------------|------------|----------------------|--------------------------|---------------------|---------|
| Mayo                        |                                 |             |                      |                         |            |           |                         |            |                      |                          |                     |         |
| Urban                       | .                               | .           | .                    | 3                       | .          | 1         | .                       | .          | .                    | .                        | .                   | .       |
| Rural                       | .                               | .           | .                    | 19                      | .          | .         | .                       | 2          | 106                  | .                        | .                   | .       |
| Meath                       |                                 |             |                      |                         |            |           |                         |            |                      |                          |                     |         |
| Urban                       | .                               | .           | .                    | 40                      | .          | 1         | .                       | .          | 20                   | .                        | .                   | .       |
| Rural                       | .                               | .           | .                    | 26                      | .          | 2         | .                       | .          | 11                   | .                        | .                   | .       |
| Monaghan                    |                                 |             |                      |                         |            |           |                         |            |                      |                          |                     |         |
| Urban                       | .                               | .           | .                    | 1                       | .          | .         | .                       | .          | 7                    | .                        | .                   | .       |
| Rural                       | .                               | 1           | 2                    | 8                       | .          | 5         | .                       | .          | 7                    | 3                        | .                   | .       |
| Offaly                      |                                 |             |                      |                         |            |           |                         |            |                      |                          |                     |         |
| Urban                       | .                               | .           | .                    | 10                      | .          | .         | .                       | .          | .                    | .                        | 1                   | .       |
| Rural                       | .                               | .           | .                    | 21                      | .          | .         | .                       | .          | .                    | .                        | .                   | .       |
| Roscommon                   |                                 |             |                      |                         |            |           |                         |            |                      |                          |                     |         |
| Rural                       | .                               | .           | .                    | 1                       | .          | 1         | .                       | .          | 4                    | .                        | .                   | .       |
| Sligo                       |                                 |             |                      |                         |            |           |                         |            |                      |                          |                     |         |
| Urban                       | .                               | .           | .                    | 31                      | .          | 2         | .                       | .          | 18                   | .                        | 1                   | .       |
| Rural                       | .                               | .           | 2                    | 10                      | .          | 4         | .                       | .          | 16                   | .                        | .                   | .       |
| Tipperary N.R.              |                                 |             |                      |                         |            |           |                         |            |                      |                          |                     |         |
| Urban                       | .                               | 1           | .                    | .                       | .          | .         | .                       | .          | 3                    | .                        | .                   | .       |
| Rural                       | .                               | 3           | .                    | 2                       | .          | .         | .                       | 1          | 19                   | .                        | .                   | .       |
| Tipperary S.R.              |                                 |             |                      |                         |            |           |                         |            |                      |                          |                     |         |
| Urban S.R.                  | .                               | 1           | 1                    | .                       | .          | .         | .                       | .          | 3                    | .                        | .                   | .       |
| Rural                       | .                               | 6           | 1                    | .                       | .          | .         | .                       | .          | 4                    | .                        | .                   | .       |
| Waterford                   |                                 |             |                      |                         |            |           |                         |            |                      |                          |                     |         |
| Urban                       | .                               | .           | .                    | 5                       | .          | .         | .                       | .          | .                    | .                        | .                   | .       |
| Rural                       | .                               | .           | .                    | 3                       | .          | .         | .                       | .          | .                    | .                        | .                   | .       |
| Westmeath                   |                                 |             |                      |                         |            |           |                         |            |                      |                          |                     |         |
| Urban                       | .                               | .           | .                    | .                       | .          | .         | .                       | .          | .                    | .                        | .                   | .       |
| Rural                       | .                               | 5           | .                    | 3                       | .          | 2         | .                       | 4          | 42                   | .                        | .                   | .       |
| Wexford                     |                                 |             |                      |                         |            |           |                         |            |                      |                          |                     |         |
| Urban                       | .                               | .           | .                    | 33                      | .          | .         | .                       | 1          | 3                    | .                        | 11                  | .       |
| Rural                       | .                               | .           | .                    | 38                      | .          | 1         | .                       | .          | 23                   | .                        | 8                   | .       |
| Wicklow                     |                                 |             |                      |                         |            |           |                         |            |                      |                          |                     |         |
| Urban                       | .                               | .           | .                    | 27                      | .          | .         | .                       | 1          | 4                    | 1                        | .                   | .       |
| Rural                       | .                               | .           | .                    | 8                       | .          | .         | .                       | 1          | 13                   | .                        | .                   | .       |
| ALL COUNTY<br>BOROUGHES     | -                               | 2           | 7                    | 1,149                   | -          | 149       | -                       | 24         | 415                  | 42                       | 23                  | 1       |
| ALL URBAN<br>DISTRICTS      | -                               | 3           | 2                    | 391                     | -          | 27        | -                       | 5          | 106                  | 15                       | 21                  | 1       |
| ALL RURAL<br>DISTRICTS      | -                               | 30          | 10                   | 642                     | 1          | 127       | -                       | 22         | 654                  | 35                       | 25                  | -       |
| TOTAL                       | -                               | 35          | 19                   | 2,182                   | 1          | 303       | -                       | 51         | 1,175                | 92                       | 69                  | 2       |

TABLE 60 (contd.) - SUMMARY OF CASES OF INFECTIOUS DISEASES NOTIFIED TO THE DEPARTMENT OF HEALTH DURING THE YEAR, 1967

| County or County Borough | Measles | Paratyphoid B. | Puerperal pyrexia | Puerperal sepsis | Rubella | Scabies | Scarlet fever | Tinea capitis | Trachoma | Typhoid | Weil's disease | Whooping cough | Other notifiable infectious diseases |
|--------------------------|---------|----------------|-------------------|------------------|---------|---------|---------------|---------------|----------|---------|----------------|----------------|--------------------------------------|
| <b>COUNTY BOROUGH:</b>   |         |                |                   |                  |         |         |               |               |          |         |                |                |                                      |
| Cork                     | 228     | -              | -                 | -                | 75      | 15      | 13            | 17            | -        | 1       | 1              | 76             | 5c, 6d,                              |
| Dublin                   | 1,790   | -              | -                 | -                | 572     | 270     | 171           | -             | -        | 1       | 1              | 521            | 1b, 10c, 24d.                        |
| Limerick                 | 37      | -              | -                 | -                | 3       | 4       | 9             | -             | -        | -       | -              | 9              | -                                    |
| Waterford                | -       | -              | -                 | -                | -       | -       | -             | -             | -        | -       | -              | -              | -                                    |
| <b>COUNTIES:</b>         |         |                |                   |                  |         |         |               |               |          |         |                |                |                                      |
| <b>Carlow</b>            |         |                |                   |                  |         |         |               |               |          |         |                |                |                                      |
| Urban                    | -       | -              | -                 | -                | -       | -       | -             | -             | -        | -       | -              | -              | 1d,                                  |
| Rural                    | 42      | -              | -                 | -                | 2       | -       | 2             | -             | -        | -       | -              | 4              | -                                    |
| <b>Cavan</b>             |         |                |                   |                  |         |         |               |               |          |         |                |                |                                      |
| Urban                    | -       | -              | -                 | -                | -       | -       | -             | -             | -        | -       | -              | -              | -                                    |
| Rural                    | 148     | -              | -                 | -                | 12      | -       | 6             | -             | -        | -       | -              | 23             | -                                    |
| <b>Clare</b>             |         |                |                   |                  |         |         |               |               |          |         |                |                |                                      |
| Urban                    | 43      | -              | -                 | -                | 7       | 4       | -             | -             | -        | -       | -              | 30             | -                                    |
| Rural                    | 52      | -              | -                 | -                | -       | -       | 1             | 7             | -        | -       | -              | 38             | -                                    |
| <b>Cork</b>              |         |                |                   |                  |         |         |               |               |          |         |                |                |                                      |
| Urban                    | 95      | -              | -                 | -                | 12      | 12      | 3             | -             | -        | -       | -              | -              | 2c, 1d,                              |
| Rural                    | 495     | -              | -                 | -                | 58      | -       | 49            | -             | 2        | -       | -              | 42             | 1c,                                  |
| <b>Donegal</b>           |         |                |                   |                  |         |         |               |               |          |         |                |                |                                      |
| Urban                    | -       | -              | -                 | -                | -       | -       | -             | -             | -        | -       | -              | -              | -                                    |
| Rural                    | 119     | -              | -                 | -                | 6       | -       | 1             | -             | -        | 1       | 2              | 14             | 1c,                                  |
| <b>Dublin</b>            |         |                |                   |                  |         |         |               |               |          |         |                |                |                                      |
| Urban                    | 372     | -              | -                 | -                | 246     | -       | 15            | 1             | -        | -       | -              | 147            | -                                    |
| Rural                    | 850     | 1              | -                 | -                | 393     | -       | 82            | 3             | -        | -       | -              | 95             | 2c, 2d.                              |
| <b>Galway</b>            |         |                |                   |                  |         |         |               |               |          |         |                |                |                                      |
| Urban                    | 41      | -              | -                 | -                | 20      | -       | 2             | -             | -        | 1       | -              | 16             | -                                    |
| Rural                    | 96      | -              | 1                 | -                | 37      | -       | 16            | -             | -        | 4       | -              | 130            | -                                    |
| <b>Kerry</b>             |         |                |                   |                  |         |         |               |               |          |         |                |                |                                      |
| Urban                    | 3       | -              | -                 | -                | 1       | -       | 2             | -             | -        | -       | -              | 1              | -                                    |
| Rural                    | 80      | -              | 1                 | -                | 1       | -       | 2             | -             | -        | -       | 1              | 7              | 1c,                                  |
| <b>Kildare</b>           |         |                |                   |                  |         |         |               |               |          |         |                |                |                                      |
| Urban                    | 7       | -              | -                 | -                | -       | -       | -             | -             | -        | -       | -              | -              | -                                    |
| Rural                    | 44      | -              | -                 | -                | 6       | -       | 4             | -             | -        | 1       | -              | 3              | -                                    |
| <b>Kilkenny</b>          |         |                |                   |                  |         |         |               |               |          |         |                |                |                                      |
| Urban                    | -       | -              | -                 | -                | -       | -       | -             | -             | -        | -       | -              | -              | -                                    |
| Rural                    | 64      | -              | -                 | -                | 5       | -       | 9             | -             | -        | -       | -              | 68             | 1c,                                  |
| <b>Laois</b>             |         |                |                   |                  |         |         |               |               |          |         |                |                |                                      |
| Rural                    | 44      | -              | -                 | -                | -       | -       | 2             | -             | -        | -       | -              | 8              | -                                    |
| <b>Leitrim</b>           |         |                |                   |                  |         |         |               |               |          |         |                |                |                                      |
| Rural                    | 10      | -              | -                 | -                | -       | -       | -             | -             | -        | -       | -              | 1              | -                                    |
| <b>Limerick</b>          |         |                |                   |                  |         |         |               |               |          |         |                |                |                                      |
| Rural                    | 43      | -              | -                 | -                | 22      | -       | 15            | 1             | -        | -       | -              | 12             | -                                    |
| <b>Longford</b>          |         |                |                   |                  |         |         |               |               |          |         |                |                |                                      |
| Urban                    | -       | -              | -                 | -                | -       | -       | -             | -             | -        | -       | -              | 2              | -                                    |
| Rural                    | 5       | -              | -                 | -                | 2       | -       | 1             | -             | -        | -       | -              | 3              | 1c, 1d.                              |
| <b>Louth</b>             |         |                |                   |                  |         |         |               |               |          |         |                |                |                                      |
| Urban                    | -       | -              | -                 | -                | 2       | -       | -             | -             | -        | -       | -              | 1              | 2d,                                  |
| Rural                    | 11      | -              | -                 | -                | 2       | -       | 1             | -             | -        | -       | 1              | 41             | -                                    |

(b) Ophthalmia Neonatorum.

(c) Salmonella Infection.

(d) Acute Lymphocytic Meningitis.

TABLE 60 (contd.) - SUMMARY OF CASES OF INFECTIOUS DISEASES NOTIFIED TO THE DEPARTMENT OF HEALTH DURING THE YEAR, 1967

| County or<br>County Borough | Measles | Paratyphoid B. | Puerperal pyrexia | Puerperal sepsis | Rubella | Scabies | Scarlet fever | Tinea capitis | Trachoma | Typhoid | Weil's disease | Whooping cough | Other notifiable<br>infectious diseases |
|-----------------------------|---------|----------------|-------------------|------------------|---------|---------|---------------|---------------|----------|---------|----------------|----------------|---|
| Mayo                        |         |                |                   |                  |         |         |               |               |          |         |                |                |   |
| Urban                       | 4       | -              | -                 | -                | -       | -       | -             | -             | -        | -       | -              | -              | -                                       |
| Rural                       | 117     | -              | -                 | -                | 2       | -       | 9             | -             | -        | 2       | -              | 32             | -                                       |
| Meath                       |         |                |                   |                  |         |         |               |               |          |         |                |                |   |
| Urban                       | 16      | -              | -                 | -                | -       | 1       | 4             | -             | -        | -       | -              | 38             | -                                       |
| Rural                       | 69      | -              | -                 | -                | 9       | -       | 5             | -             | -        | -       | -              | 67             | -                                       |
| Monaghan                    |         |                |                   |                  |         |         |               |               |          |         |                |                |   |
| Urban                       | -       | -              | -                 | -                | -       | 2       | -             | -             | -        | -       | -              | -              | -                                       |
| Rural                       | 103     | -              | -                 | -                | -       | -       | 3             | -             | -        | -       | -              | -              | -                                       |
| Offaly                      |         |                |                   |                  |         |         |               |               |          |         |                |                |   |
| Urban                       | -       | -              | -                 | -                | -       | -       | -             | -             | -        | -       | -              | 1              | -                                       |
| Rural                       | 13      | -              | -                 | -                | 3       | -       | 7             | -             | -        | -       | -              | -              | -                                       |
| Roscommon                   |         |                |                   |                  |         |         |               |               |          |         |                |                |   |
| Rural                       | 68      | -              | -                 | -                | 15      | -       | -             | -             | -        | 2       | -              | 11             | -                                       |
| Sligo                       |         |                |                   |                  |         |         |               |               |          |         |                |                |   |
| Urban                       | 22      | -              | -                 | -                | 8       | -       | 12            | -             | -        | -       | -              | 76             | -                                       |
| Rural                       | 79      | -              | -                 | -                | 2       | -       | 2             | -             | -        | -       | -              | 6              | -                                       |
| Tipperary N.R.              |         |                |                   |                  |         |         |               |               |          |         |                |                |   |
| Urban                       | 3       | -              | -                 | -                | -       | -       | -             | -             | -        | -       | -              | -              | -                                       |
| Rural                       | 4       | -              | -                 | -                | 2       | -       | -             | -             | -        | -       | -              | 2              | -                                       |
| Tipperary S.R.              |         |                |                   |                  |         |         |               |               |          |         |                |                |   |
| Urban                       | 1       | -              | -                 | -                | 1       | -       | 1             | -             | -        | -       | -              | 2              | -                                       |
| Rural                       | 4       | -              | -                 | -                | 5       | -       | 3             | -             | -        | 1       | -              | -              | 1c,                                     |
| Waterford                   |         |                |                   |                  |         |         |               |               |          |         |                |                |   |
| Urban                       | 1       | -              | -                 | -                | -       | -       | -             | -             | -        | -       | -              | -              | -                                       |
| Rural                       | 38      | -              | -                 | -                | 9       | -       | 3             | -             | -        | -       | 1              | -              | -                                       |
| Westmeath                   |         |                |                   |                  |         |         |               |               |          |         |                |                |   |
| Urban                       | -       | -              | -                 | -                | -       | 5       | -             | -             | -        | -       | -              | -              | -                                       |
| Rural                       | 141     | -              | -                 | -                | 29      | -       | 11            | -             | -        | -       | -              | 25             | 2c,                                     |
| Wexford                     |         |                |                   |                  |         |         |               |               |          |         |                |                |   |
| Urban                       | 2       | -              | -                 | -                | 1       | -       | 7             | 2             | -        | -       | -              | 5              | -                                       |
| Rural                       | 6       | -              | -                 | -                | 2       | -       | 7             | -             | -        | -       | -              | 5              | 1c,                                     |
| Wicklow                     |         |                |                   |                  |         |         |               |               |          |         |                |                |   |
| Urban                       | 110     | -              | -                 | -                | 27      | 7       | 11            | -             | -        | -       | -              | 16             | -                                       |
| Rural                       | 119     | -              | -                 | -                | 28      | -       | 6             | -             | -        | -       | -              | 25             | -                                       |
| ALL COUNTY<br>BOROUGHES     | 2,055   | -              | -                 | -                | 650     | 289     | 193           | 17            | -        | 2       | 2              | 606            | 1b, 15c, 30d.                           |
| ALL URBAN<br>DISTRICTS      | 720     | -              | -                 | -                | 325     | 31      | 57            | 3             | -        | 1       | -              | 335            | 2c, 4d.                                 |
| ALL RURAL<br>DISTRICTS      | 2,864   | 1              | 2                 | -                | 652     | -       | 247           | 11            | 2        | 11      | 5              | 662            | 11c, 3d.                                |
| TOTAL                       | 5,639   | 1              | 2                 | -                | 1,627   | 320     | 497           | 31            | 2        | 14      | 7              | 1,603          | 1b, 28c, 37d.                           |

(b) Ophthalmia Neonatorum.

(c) Salmonella Infection.

(d) Acute Lymphocytic Meningitis.

# NOTIFICATION OF LATE FOETAL DEATH.

## Part I

NOTES.—1. "Foetal death" for the purposes of notification means the death, prior to the complete expulsion or extraction from the mother, of a product of conception whose period of gestation is not less than twenty-eight completed weeks, the death being indicated by the fact that after such expulsion or extraction, the foetus does not breathe or show any other evidence of life.

2. The medical practitioner or, if there is none, the midwife who attends at the confinement is obliged to complete this form and send it to the chief medical officer of the health authority, in whose functional area the confinement took place, within thirty-six hours. If, instead, a medical student or student midwife only attends at the confinement, the obligation rests on him or her.

3. On receipt of this form duly completed the Chief Medical Officer should enter the reference numbers, forward Part II to the Director, Central Statistics Office, (Vital Statistics Branch), St. Stephen's Green House, Earlsfort Terrace, Dublin 2, and retain Part I on file.

Name and surname of mother.....

Normal dwelling place of mother.....

Place of confinement.....

Date of confinement.....

|                                      |
|--------------------------------------|
| For office use<br>Reference no. .... |
|--------------------------------------|

Signature of informant.....

Qualification of informant.....

Date of signature.....

|                    |
|--------------------|
| Reference no. .... |
|--------------------|

## Part II

County or county borough in which mother normally resides.....

County or county borough in which confinement took place.....

Date of confinement..... day of..... 19.....

Place of confinement: Hospital  Maternity home  Domiciliary

Sex of foetus: Male  Female

Estimated period of gestation: Over 28 weeks and under 37 weeks

37 completed weeks and over

Insert 'X' in appropriate box in each case

Putative cause of death.....  
(by reference to description on reverse).....

Date of birth of mother..... day of..... 19.....

Year of present marriage of mother 19.....

Number of previous children of mother by her present husband  
or any previous husband (a) still living.....  
(b) born alive but now dead.....

Number of previous foetal deaths (as defined in Note 1 above) as respects the mother.....

|                                |
|--------------------------------|
| Stamp of Chief Medical Officer |
|--------------------------------|



LB022155



ibp Dublin