

**Note:**

Due to the nature of the scanning technology, no guarantee can be made regarding specific letter and number translations.



SAORSTÁT ÉIREANN

ROINN RIALTAIS AITIÚLA AGUS SLÁINTE PUBLÍ.

(Department of Local Government and Public Health).

---

**ANNUAL REPORT**

OF THE

**REGISTRAR-GENERAL**

FOR THE YEAR

**1929.**

---

DUBLIN:  
PUBLISHED BY THE STATIONERY OFFICE.

---

To be purchased through any Bookseller, or directly from the GOVERNMENT  
PUBLICATIONS SALE OFFICE,

5, Nassau Street,  
DUBLIN, C.2.

---

1930.

*Price Two Shillings and Threepence Net.*

(P. No. 276)

# CONTENTS.

---

## PART I.

REPORT :—	Page
INTRODUCTORY REMARKS ... .. .	vii
GENERAL SUMMARY ... .. .	vii
MOVEMENT OF POPULATION :—	
Estimated populations, Natural Increase, Emigration and Immigration ... .. .	ix
MARRIAGES :	
Number, modes of celebration and rates, 1919-29 ... .. .	x
Civil condition of persons married, 1929 ... .. .	xi
Marriage rates for counties, county boroughs and provinces, in 1910-12, 1925-7 and 1929	xi
Marriage rates in Northern Ireland, England and Wales and Scotland, 1929 ...	xii
Marriage rates in Saorstát Éireann in 1929 by quarters ... .. .	xiii
Signatures in marriage registers or certificates ... .. .	xiii
Minors ... .. .	xiii
Re-marriages ... .. .	xiii
Number of licences issued ... .. .	xiv
Number of buildings registered for the solemnization of Protestant Marriages	xiv
Number of licensors ... .. .	xiv
BIRTHS :	
Number and rates, 1864-1929 ... .. .	xv
Proportions of married female population between 15 and 45 years at Censuses 1871 to 1926 ... .. .	xvi
Birth-rates—legitimate and illegitimate—by triennial periods from 1870-1927, based on the number of potential mothers ... .. .	xvi
Birth-rates in Northern Ireland and Great Britain ... .. .	xvii
Illegitimate Births ... .. .	xvii
Proportion of Male to Female Births ... .. .	xviii
Births by quarters ... .. .	xviii
Multiple Births ... .. .	xix

REPORT—*Continued.*

Page

## DEATHS :

Numbers and rates ... ..	xix
Standardization of rates ... ..	xix
Uncorrected, corrected and standardized rates in Administrative Areas ... ..	xx
Recorded and standardized rates during the last Six Census triennial periods ... ..	xxii
Recorded and standardized rates for Saorstát Éireann, Northern Ireland, England and Wales and Scotland, distinguishing urban and rural areas ... ..	xxii
Deaths by quarters ... ..	xxii
Deaths in Institutions ... ..	xxiii

## Causes of Death :—

General observations ... ..	xxiii
Epidemic Diseases ... ..	xxiv
Influenza ... ..	xxvi
Tuberculosis ... ..	xxx
Cancer ... ..	xxxiv
Other General Diseases ... ..	xxxvii
Childbirth ... ..	xxxix
Violence ... ..	xli
Uncertified Deaths ... ..	xli
Inquests ... ..	xli
Ages at Death ... ..	xli
Infant Mortality, Legitimate and Illegitimate ... ..	xlii

METEOROLOGY ... ..	xlv
--------------------	-----

## DIAGRAMS.

No. 1. Marriage, Birth and Death Rates, 1901-1929. Emigration, 1924-9 ... ..	vi
No. 2. Number of Deaths from Principal Causes, 1929 ... ..	vi
No. 3. Deaths from Diphtheria in Saorstát Éireann, Northern Ireland, England and Wales, and Scotland, 1901-29 ... ..	xxv
No. 4. Deaths from Influenza in Saorstát Éireann, 1901-29 ... ..	xxvii
No. 5. Deaths from Tuberculosis in Saorstát Éireann, Northern Ireland, England and Wales, and Scotland, 1901-29 ... ..	xxxii
No. 6. Deaths from Tuberculosis by Age-periods, Males and Females, 1912-14, and 1929 ... ..	xxxiii
No. 7. Deaths from Cancer in Saorstát Éireann, Northern Ireland, England and Wales, and Scotland, 1901-29 ... ..	xxxv
No. 8. Infant Mortality in Saorstát Éireann, Northern Ireland, England and Wales, and Scotland, 1901-29 ... ..	xliii

**PART II.—APPENDED TABLES.**

TABLE No.		Page
1.	Estimated Populations, 1801-1929 ... ..	2
2.	Ages of the Population, by sexes, Censuses 1851-1926—numbers and proportions per cent. ... ..	2-3
3.	Numbers of Marriages, Births and Deaths, and Natural Increase, 1864-1929	4
4.	Annual Marriage, Birth and Death-Rates, Infant Mortality and Natural Increase, 1864-1929 ... ..	4
5.	Marriages, Births, and Deaths, by Quarters, 1919-29 ... ..	5
6.	Deaths of Legitimate and Illegitimate Infants, and rates per 1000 Births, 1923-9 ... ..	6
7.	Deaths (Numbers and rates) by Causes, 1864-1910 ... ..	6
7A.	Numbers of Deaths by Causes, 1911-29 ... ..	7-8
8.	Death-rates by Causes, 1911-29 ... ..	9-10
9.	Deaths (numbers and rates) by sexes and ages, 1864-1929 ... ..	11-13
10.	Infant Mortality, by Causes, 1919-29 ... ..	14
11.	„ by Causes, Ages and Sexes ... ..	15
12.	„ by Causes, in certain urban areas and aggregate rural areas ... ..	16
13.	„ by Age-periods, in certain urban areas and aggregate rural areas ... ..	17
14.	„ Illegitimate Infants, by Causes and Ages ... ..	18
15.	„ „ by Administrative Areas ... ..	19
16.	Marriage, Birth and Death Rates—Administrative Areas ... ..	20
17.	Birth Rates, and Death Rates, and Deaths in Urban and Rural areas ...	21-3

**PART III.—ABSTRACTS.**

ABSTRACT I.	Marriages, Births (distinguishing Illegitimate Births), and Deaths registered in Administrative Areas, 1929 ... ..	26-9
„ II.	Marriages registered in Administrative Areas, 1929 ... ..	30-1
„ III.	Total Births and Deaths by sexes, and Ages at Death, by Administrative Areas, 1929 ... ..	32-4
„ IV.	Causes of Deaths, by sexes and ages, 1929 ... ..	36-51
„ V.	Causes of Death in 1929 by Sexes, Ages and Place of Occurrence in Saorstát Éireann in each Administrative Area (as under):— ... ..	52-83

	Page		Page		Page
Saorstát Éireann	52	Kerry ... ..	69	Monaghan ... ..	83
Carlow ... ..	53	Kildare ... ..	56	Offaly ... ..	62
Cavan ... ..	81	Kilkenny ... ..	57	Roscommon ... ..	79
Clare ... ..	66	Leitrim ... ..	77	Sligo ... ..	80
Cork ... ..	67	Laoighis ... ..	58	Tipperary N.R. ... ..	72
Cork Co. Boro.' ... ..	68	Limerick ... ..	70	Tipperary S.R. ... ..	73
Donegal ... ..	82	Limerick Co. Boro.' ... ..	71	Waterford ... ..	74
Dublin ... ..	54	Longford ... ..	59	Waterford Co. Boro.' ... ..	75
Dublin Co. Boro.' ... ..	55	Louth ... ..	60	Westmeath ... ..	63
Galway ... ..	76	Mayo ... ..	78	Wexford ... ..	64
		Meath ... ..	61	Wicklow ... ..	65

ABSTRACT VI.	Causes of Death by Administrative Counties during 1929, distinguishing Urban and Rural districts, arranged by Provinces ... ..	84-101
--------------	--	--------

Index to Superintendent Registrars' Districts ... ..	102
--	-----

APPENDIX :—

Number of Searches at the General Register Office during the years 1864-1929 with the amounts of Fees received ... ..	102
---	-----

SAORSTAT EIREANN

DIAGRAM No. 1. MARRIAGE, BIRTH, and DEATH rates for each year from 1901 to 1929, and EMIGRATION from 1924 to 1929

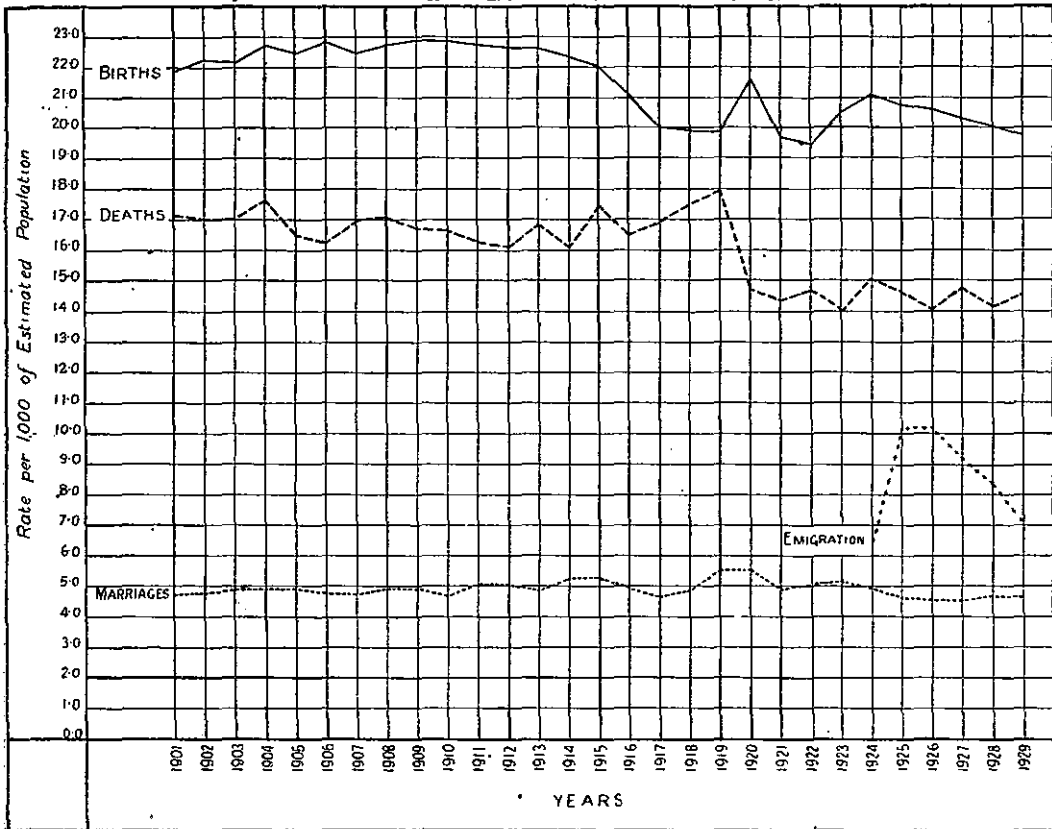
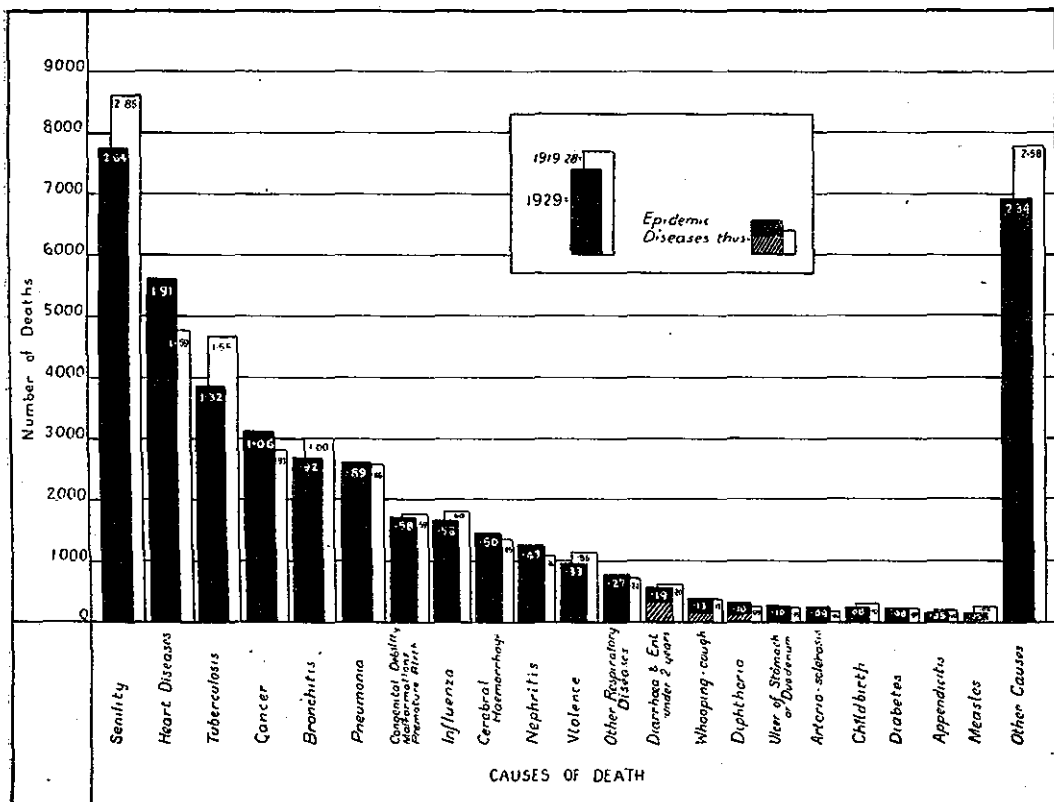


DIAGRAM No 2 Number of DEATHS and rates per 1000 of estimated population from Twenty-one Principal CAUSES and all Other Causes in 1929, with averages for the period 1919-28



# REPORT OF THE REGISTRAR-GENERAL FOR THE YEAR 1929.

TO THE MINISTER OF LOCAL GOVERNMENT AND PUBLIC HEALTH.

This Report follows the practice begun in 1923 of correcting the figures for Births and Deaths by excluding those not belonging to the administrative area, and including those belonging to the administrative area, but occurring in other areas.

Two additional features were shown for the first time in the Report for 1928 :—

(1) The standardization of the death rates, *i.e.*, the corrected death rates for administrative areas adjusted to compensate for difference between the age and sex distribution of the local population and that of Saorstát Éireann as a whole, and

(2) Information in respect of marriages, births and deaths registered in Saorstát Éireann area in each year beginning with 1864—the first year of compulsory registration.

The first of these features is continued in this Report, but the comparative figures given relating to individual years have reference to the period commencing with 1919 in most of the tables, the information for the years from 1864 being given as annual averages for groups of years only. As before stated, particulars for the individual years not shown in this Report are contained in the Report for 1928.

## GENERAL SUMMARY.

The estimated population of Saorstát Éireann in the middle of the year 1929 was 2,946,000, being 3,000 under that in the middle of 1928, and 26,000 less than the population as disclosed by the Census of 1926.

The deaths registered during the year 1929 show an increase, and the marriages, births and emigration show decreases as compared with 1928, the decrease in emigration being 3,918.

The number of marriages registered in 1929 was 13,593, being 123 less than the number (13,716) in the preceding year, and 1,377 under the average (14,970) for the ten years, 1919-28.

Expressed in rates per 1,000 of population, the marriage rate in 1929 was 4·61, in 1928 it was 4·65, and in the 10 years, 1919-28, the annual average rate was 4·95.

The marriage-rate in Saorstát Éireann is low as compared with other countries. In Northern Ireland the rate for 1929 was 5·96 per 1,000, in England and Wales 7·9, and in Scotland, 6·76 per 1,000.

Births registered in 1929 numbered 58,280 (legitimate 56,427, and illegitimate 1,853), this being the lowest annual number of total births ever recorded for Saorstát Éireann area. The average annual number for the ten years, 1919-28, was 61,627.

The birth-rate per 1,000 of the total population in 1929 was 19·78, in the preceding year 20·07, and the average annual rate per 1,000 of the estimated average population in the ten years, 1919-28, was 20·41.

A gradual but steady decline in the birth-rate is observable in recent years, from an average of 22·49 per 1,000 in the period, 1911-15, to 20·57 in the period, 1924-28, or 8·5 per cent.

In Northern Ireland the birth-rate in 1929 per 1,000 of population was 20·39, in England and Wales 16·25, and in Scotland 19·02.



The legitimate birth-rate (high as compared with other countries) in 1910-2, based on the number of married women aged 15 and under 45 years in the population as enumerated at the Census of 1911, was 305.4 per 1,000 married women, the corresponding legitimate birth-rate in 1925-7 was 270.8, showing a decrease of 34.6 per 1,000, or 11.3 per cent.

The reduction in fertility during the same period in Northern Ireland was 14.0 per cent., in England and Wales 30.2 per cent., and in Scotland 21.3 per cent. If the fertility of Saorstát Éireann in 1925-7 be taken as 100, Northern Ireland is represented by 84.6, England and Wales by 51.0, and Scotland by 67.8.

The illegitimate birth-rate (low in comparison with other countries) per 1,000 single and widowed women aged 15 to 45 years in 1910-2, was 3.4, and in the years, 1925-7, the rate rose to 4.2, showing an increase of 23.5 per cent.

Based on the total number of births registered the illegitimacy rate was 3.18 per cent. for 1929, 2.80 per cent. for 1925-7, and 2.17 per cent. for 1910-12. In Northern Ireland the rate in 1929 was 4.8; in England and Wales, 4.6; and in Scotland 7.7.

The number of deaths from all causes registered in 1929 was 42,991, or 14.59 per 1,000 of the population, as compared with 41,792 deaths and a rate of 14.17 per 1,000 in 1928, and an annual average of 44,864 deaths with a rate of 14.84 per 1,000 in the ten years, 1919-28.

In Northern Ireland, the crude death-rate in 1929 per 1,000 of the population was 15.91, in England and Wales 13.44, and in Scotland 14.52.

When, however, compensation is made for the differences between the age and sex constitutions of the populations of these countries, and that of Saorstát Éireann as a whole, the latter taken as the standard population, the rates comparable with 14.59 per 1,000 for Saorstát Éireann in 1929 become 16.75 for Northern Ireland, 15.37 for England and Wales, and 16.57 for Scotland.

The rate for tuberculosis, which is high as compared with other countries, was 1.32 per 1,000 of the population in 1929, as against 1.37 per 1,000 in 1928, and an average for the ten years, 1919-28, of 1.55 per 1,000. Deaths from tuberculosis in 1929 numbered 3,875 (or 9.0 per cent. of the total deaths), in 1928, 4,047, and during the ten years, 1919-28, the annual average was 4,683. The mortality in 1929 was the lowest yet recorded, and is 14.8 per cent. below the average for the preceding ten years. The rate for the county boroughs and urban districts in 1929 was 1.80 per 1,000, and for rural districts 1.11 per 1,000, as compared with 1.75, and 1.21 respectively in 1928.

A slight decrease in deaths from cancer is recorded, 3,116 deaths having been registered in 1929, equivalent to a rate of 1.06 per 1,000, as compared with 3,190 deaths, and a rate of 1.08 per 1,000 in the preceding year.

Deaths from diseases and accidents of pregnancy and child-birth numbered 239 or 4.10 per 1,000 births registered, as against an average of 300, and a rate of 4.88 per 1,000 in the ten years, 1919-28.

The rate in respect of such deaths for all urban districts in 1929 was 3.62 per 1,000 births, and for all rural districts, 4.35 per 1,000, in comparison with 4.29 and 5.27, respectively, in 1928.

The infant mortality (deaths of infants under one year of age per 1,000 births) was 70, being 2 above the rate (68) for the preceding year, and 2 below the average (72) for the preceding ten years.

For county boroughs and urban districts combined, the infant mortality rate in 1929 was 93 per 1,000 births, and for rural districts 58. In 1928 the urban rate was 91 and the rural 56.

The mortality under one year of age among legitimate infants in Saorstát Éireann was 63 per 1,000 legitimate births, and among the illegitimate the mortality in 1929 was 295 per 1,000 illegitimate births. For Northern Ireland the legitimate infant death-rate was 81 and the illegitimate 169; and for England and Wales the corresponding rates were 72 and 126, respectively.

The number of deaths attributed to violence, as registered in Saorstát Éireann in 1929, was 971, comprising 111 suicidal cases, 25 homicidal, 834 accidental and one execution; the numbers in 1928 being 883, 98, 20, 763 and 2, respectively. Of the accidental deaths in 1929, 200 were caused by vehicles, as compared with 150 in 1928. The former included 124 caused by motor-driven vehicles, as compared with 85 in 1928, showing an increase of 39.

TABLE A.—Showing for each of the years 1919-29 the estimated Population; \* the number of MARRIAGES, BIRTHS and DEATHS registered, with the rates per 1,000 of the estimated Population represented thereby; and the averages for the ten years, 1919-1928; also particulars relating to Northern Ireland for the year 1929.

YEARS.	*Estimated Population in the middle of each year.	Numbers Registered.			Rate per 1,000 of Estimated Population.			
		Marriages.	Births.	Deaths.	Marriages.	Births.	Deaths.	
1919 ... ..	3,102,000	17,201	61,829	55,776	5.55	19.93	17.98	
1920 ... ..	3,103,000	17,276	67,015	45,521	5.57	21.60	14.67	
1921 ... ..	3,096,000	15,102	61,010	44,537	4.88	19.71	14.39	
1922 ... ..	3,022,000	15,141	58,849	44,547	5.01	19.47	14.74	
1923 ... ..	3,014,000	15,632	61,690	42,217	5.19	20.47	14.01	
1924 ... ..	3,005,000	14,822	63,402	45,180	4.93	21.10	15.03	
1925 ... ..	2,985,000	13,820	62,069	43,650	4.63	20.79	14.62	
1926 ... ..	2,969,000	13,570	61,176	41,740	4.57	20.60	14.06	
1927 ... ..	2,957,000	13,418	60,054	43,677	4.54	20.31	14.77	
1928 ... ..	2,949,000	13,716	59,176	41,792	4.65	20.07	14.17	
Yearly Average, 1919-1928 ...	3,020,200	14,970	61,627	44,864	4.95	20.41	14.84	
1929 ... ..	2,946,000	13,593	58,280	42,991	4.61	19.78	14.59	
NORTHERN IRELAND, 1929.								
1929 ... ..	1,246,000	7,426	25,410	19,822	5.96	20.39	15.91	

\* See page 2.

### MOVEMENT OF POPULATION.

The population estimated to the middle of 1929 was 2,946,000, consisting of 1,496,000 males and 1,450,000 females. These figures were arrived at by adding the number of births to the estimated population in the middle of 1928, and deducting the deaths and the balance of migrants outwards to places out of Europe and not within the Mediterranean Sea.

This estimate shows a reduction of 3,000 on that for 1928.

In Table 1, page 2, will be found the estimated populations, by sexes, for years from 1801-1929.

TABLE B.—Showing the average annual excess of births over deaths (natural increase), the net emigration, and the actual decreases in the populations in the years 1864-70 and in the intercensal periods between 1871 and 1926, with the average annual rates per 1,000 of the mean population; also similar particulars for the years 1927-1929.

Intercensal Period, &c.	Average Annual Excess of Births over Deaths (Natural Increase)		Average Annual Net Emigration		Average Annual decrease in Population	
	Number	Per 1,000 of Mean Population	Number	Per 1,000 of Mean Population	Number	Per 1,000 of Mean Population
1864-70	39,603	9.5	74,881	17.9	35,278	8.4
1871-81	31,855	8.1	50,172	12.7	18,317	4.6
1881-91	19,600	5.4	59,733	16.3	40,133	10.9
1891-1901	14,954	4.5	39,641	11.9	24,687	7.4
1901-1911	17,940	5.6	26,154	8.2	8,214	2.6
1911-1926	15,820	5.1	26,946	8.8	11,126	3.7
Year 1927	16,377	5.5	25,225	8.5	8,848	3.0
„ 1928	17,384	5.9	21,910	7.4	4,526	1.5
„ 1929	15,289	5.2	18,145	6.2	2,856	1.0

**Emigration and Immigration.**—The returns furnished by the Department of Industry and Commerce (Statistics Branch), show that the number of emigrants to places out of Europe and not within the Mediterranean Sea during the year 1929, was 20,882, including 18,119 bound for the United States, 1,760 for British North America, 497 for Australia, 92 for New Zealand, 74 for British South Africa, 125 for India, and 215 for other countries. During the same period, there were 2,737 immigrants, leaving a net balance outwards of 18,145 persons.

The following Table gives particulars of Emigrants and their destinations in 1929 as compared with the five years preceding:—

TABLE C.—Number of Saorstát Éireann EMIGRANTS and IMMIGRANTS to and from places out of Europe and not within the Mediterranean Sea, together with the destinations of Emigrants during each of the years, 1924-29.

YEAR	Number of Emigrants by Destinations								Number of Immigrants
	United States	British North America	Australia	New Zealand	British South Africa	India	Other Countries	Total all Destinations	
1924	12,234	5,241	1,138	192	160	112	234	19,311	3,392
1925	26,546	1,861	1,076	290	170	136	223	30,302	2,791
1926	26,367	1,994	1,268	236	166	109	219	30,359	1,983
1927	23,947	1,815	1,036	132	106	87	186	27,309	2,084
1928	21,775	1,598	808	114	155	115	235	24,800	2,890
Average 1924-8	22,174	2,502	1,065	193	151	112	219	26,416	2,628
1929	18,119	1,760	497	92	74	125	215	20,882	2,737

### MARRIAGES.

Marriages registered during the year 1929 numbered 13,593, being equivalent to a rate of 4.61 per 1,000 of the estimated population; this rate is 0.04 below that for the previous year, and 0.34 below the average for the ten years, 1919-28.

Of the 13,593 marriages, 12,670 were of Catholics, as compared with 12,782 in 1928, the remaining marriages numbering 923, as against 934 in 1928. Included in the 923 marriages were 660 celebrated according to the rites and ceremonies of the Protestant Episcopal Church, as against 653 in 1928; 116 as compared with 122 in 1928, were in Presbyterian Meeting-houses; 60 as against 61 in 1928 in "Registered Buildings" belonging to various other religious denominations; 74 by civil contract in the Registrars' offices, as against 85 in 1928; one was according to the usages of the Society of Friends; and 12 were according to the Jewish rites.

According to the Census of 1926, Catholics represented 92.6 per cent of the population, Protestant Episcopalians 5.5 per cent., Presbyterians 1.1, Methodists 0.4 and all other denominations 0.4.

In 1929 Catholic marriages were 93.2 per cent. of the total marriages, which is slightly above the proportion of Catholics in the population.

The rate per 1,000 of the estimated Catholic population represented by the number of marriages of Catholics was 4.64, or 0.36 under the corresponding average rate for the preceding ten years, and the rate for other marriages was equivalent to 4.23 per 1,000 of all persons other than Catholics in the population, this rate being 0.25 below the corresponding average rate for the ten years, 1919-28, as shown in the following table:—

TABLE D.—MARRIAGES registered in 1929, and in each of the previous ten years, according to the MODES OF CELEBRATION; with the rate per 1,000 of the population represented by Catholic and all other marriages.

YEARS.	Marriages registered other than Catholic.							Catholic Marriages.	Total Marriages Registered.	Rate per 1,000 of estimated corresponding Population represented by		
	Protestant Episcopalian.	Presbyterian.	In Registered Buildings.	In the Registrars' Offices.	Society of Friends.	Jews.	Total.			Catholic Marriages.	All other Marriages.	Total Marriages.
1919 ...	1,125	239	99	117	3	9	1,592	15,609	17,201	5.62	4.93	5.55
1920 ...	1,140	205	96	161	—	19	1,621	15,655	17,276	5.63	5.01	5.57
1921 ...	970	180	88	155	—	9	1,402	13,700	15,102	4.94	4.35	4.88
1922 ...	856	154	78	127	—	11	1,226	13,915	15,141	5.02	4.95	5.01
1923 ...	752	154	53	83	5	9	1,056	14,576	15,632	5.26	4.38	5.19
1924 ...	709	143	54	65	1	15	987	13,835	14,822	4.99	4.21	4.93
1925 ...	671	112	70	54	2	14	923	12,897	13,820	4.68	4.07	4.63
1926 ...	672	144	48	87	1	18	970	12,600	13,570	4.58	4.41	4.57
1927 ...	612	163	52	73	5	12	917	12,501	13,418	4.56	4.19	4.54
1928 ...	653	122	61	85	1	12	934	12,782	13,716	4.68	4.28	4.65
Yearly Average 1919-1928	816	161	70	101	2	13	1,163	13,807	14,970	5.00	4.48	4.95
1929 ...	660	116	60	74	1	12	923	12,670	13,593	4.64	4.23	4.61

It will be found from the figures given in the Abstract of Marriages, pages 46-7, that 91.5 per cent. of the total marriages were those of bachelors and spinsters; that 5.5 per cent. were those of widowers and spinsters; that 1.9 per cent. were marriages of bachelors and widows; and that those of widowers and widows formed 1.1 per cent. of the total marriages. Thus, of the men married 6.6 per cent. were widowers, and of the women 3.0 per cent. were widows, or in 85 instances in every 1,000 marriages, one or both of the contracting parties had been in the married state before.

In the following Table, the county, county borough and provincial rates per 1,000 of the population are given for 1929 in comparison with the annual averages in 1925-7 and 1910-12.

TABLE E.—MARRIAGES (per 1,000 of the population) for counties, county boroughs and provinces, 1910-12, 1925-7, and 1929.

Counties, &c.	Marriages per 1,000 of Population			Counties, &c.	Marriages per 1,000 of Population		
	Annual Average 1910-12	Annual Average 1925-7	Year 1929		Annual Average 1910-12	Annual Average 1925-7	Year 1929
<b>SAORSTAT EIREANN</b>	4.95	4.58	4.61	Kerry ...	4.43	4.18	3.90
Carlow ...	4.91	4.30	5.08	Limerick ...	3.30	3.61	2.96
Dublin ...	5.62	5.43	5.81	Limerick Co. Boro. ...	8.62	9.36	10.09
Dublin Co. Borough ...	7.51	7.57	7.50	Tipperary N.R. ...	5.22	4.53	3.86
Kildare ...	4.26	3.91	3.83	Tipperary S.R. ...	4.73	3.80	3.91
Kilkenny ...	4.90	3.92	4.23	Waterford ...	4.48	4.11	4.22
Laoighis ...	4.16	3.35	3.22	Waterford Co. Boro. ...	5.26	4.89	5.22
Longford ...	4.43	4.39	4.39	<b>Munster Province</b> ...	4.84	4.41	4.49
Louth ...	4.93	3.99	4.57	Galway ...	3.76	3.65	3.46
Meath ...	4.81	3.48	3.73	Leitrim ...	4.59	4.37	3.81
Offaly ...	4.96	4.28	4.49	Mayo ...	3.91	3.78	3.20
Westmeath ...	4.83	4.01	3.61	Roscommon ...	4.47	3.97	3.61
Wexford ...	4.74	4.36	4.18	Sligo ...	4.47	4.34	3.84
Wicklow ...	4.55	3.97	4.91	<b>Connaught Province</b>	4.10	3.90	3.49
<b>Leinster Province</b> ...	5.57	5.22	5.39	Cavan ...	5.06	4.27	4.04
Clare ...	3.75	3.55	4.07	Donegal ...	4.14	3.68	3.62
Cork ...	4.34	3.53	3.79	Monaghan ...	4.87	3.94	3.55
Cork Co. Borough ...	7.99	8.21	8.85	<b>Ulster Province (pt. of)</b>	4.55	3.90	3.72

From the foregoing table it will be observed that the marriage rates vary considerably as between county and county borough areas, the highest in 1929 being recorded for Limerick county borough, viz., 10·09 per 1,000 of the population, and the lowest, 2·96 per 1,000 for Limerick county. Between these the five areas having the highest rates were Cork county borough (8·85), Dublin county borough (7·50), Dublin county (5·81), Waterford county borough (5·22), and Carlow county (5·08), and the lowest areas were Mayo (3·20), Laoighis (3·22), Galway (3·46), Monaghan (3·55), Roscommon (3·61), and Westmeath (3·61).

The table shows that the experience of 1925-7 and 1929 in the counties and county boroughs follows on rather similar lines that of 1910-2, and it will be observed that the county boroughs and Dublin county (which is largely urban), contain the highest marriage rates.

Marriages, like births and deaths, must be registered in the registration area in which the events take place, and as this area is not in many cases the area of residence of the parties, or even of one of them, and as marriages of Catholics, which constitute about 93 per cent. of all marriages in Saorstát Éireann, may be celebrated in any part of the country, there being no statutory requirement in respect of residence (as is the case in most marriages other than Catholic), the determination of marriage rates for localities is not wholly satisfactory.

Parish boundaries, in numerous cases, cut across county and county borough boundaries, and for this reason alone many Catholic marriages take place in a church in the county which is not the county of residence of the parties, and moreover, for fashionable or other reasons, an appreciable proportion of the marriages in the larger urban areas related to persons whose residences, in respect of both parties, were outside these areas.

The wide divergence of the county and borough rates from the average is shown for the three periods dealt with in the table, and for the reasons above stated, the county or borough rates do not represent the facts as regards residents of the area. The table shows the relative frequency with which marriages are celebrated in individual areas and if the rates for each area over the periods of time are compared it will be found that they show comparatively little variation. Comparison of province with province will, however, largely minimise the error in respect of the area of residence of the parties married.

In 1929 the rate for Leinster was 5·39 per 1,000 of the population, for Munster 4·49, for Connaught 3·49, and for Ulster (part of) 3·72, the average for Saorstát Éireann being 4·61.

In the three years, 1925-7, the provincial rates follow the same curve as also those for 1910-2, except that the rate for the three Ulster counties exceeds that for Connaught in the latter period.

In 1929 the marriage-rate for Northern Ireland was 5·96, for England and Wales 7·9, and for Scotland 6·76 as compared with the low rate for Saorstát Éireann, viz., 4·61 per 1,000.

Based on the number of marriageable males in the population of Saorstát Éireann (single and widowed males 15 years of age and upwards according to the Census of 1926) the average annual number of males married in the years 1925-7 was 20·7 per 1,000, the females married being equivalent to 21·9 per 1,000 of the female marriageable population.

The corresponding figures for Northern Ireland were 31·8 per 1,000 for males and 27·2 per 1,000 for females, and for England and Wales 52·7 and 40·4, respectively.

The marriage-rate by quarters for the years 1919-29, distinguishing Catholic marriages from all other marriages, is given in Table 5.

The marriage-rate for the first quarter of the year 1929 is 4.5 per 1,000 of the population, for the second 4.6, for the third 5.1, and for the fourth 4.3.

Up to 1928 Catholic marriage-rates were highest in the first quarter and lowest in the fourth, while for all other marriages the third quarter would appear to be most favoured by the parties, with the least preference for the first quarter.

For marriages of Catholics registered in 1929, however, for the first time in the history of registration, the rate for the third quarter was higher than that for the first.

Evidence of the progress of elementary education is afforded by the signatures of the contracting parties in the marriage registers or certificates. In the year 1929 there were 13,292, or 97.8 per cent. of the husbands, and 13,433, or 98.8 per cent. of the wives who wrote their names as against 16,490 or 95.9 per cent. of the husbands, and 16,717 or 97.2 per cent. of the wives in 1919.

The particulars for each of the years 1919-29 are given in the following table (F), as well as those relating to persons not of full age, and re-marriages.

TABLE F.—Showing as regards Marriages in Saorstát Éireann, during the years 1919-29, the proportion of PERSONS WHO SIGNED THEIR NAMES, of PERSONS NOT OF FULL AGE, and of RE-MARRIAGES.

YEAR	Total Marriages	Signed their Names in Writing		Persons not of Full Age		Re-Marriages	
		of 100 Men Married	of 100 Women Married	of 100 Men Married	of 100 Women Married	Widowers	Widows
						of 100 Men Married	of 100 Women Married
1919	17,201	95.87	97.19	1.55	5.96	7.45	6.13
1920	17,276	96.61	98.11	1.09	4.97	7.25	5.39
1921	15,102	97.38	98.96	1.37	6.14	7.04	4.52
1922	15,141	97.35	98.30	1.56	6.22	6.91	4.34
1923	15,632	97.37	98.61	1.25	5.09	6.82	3.65
1924	14,822	98.00	98.91	1.27	4.63	6.29	3.61
1925	13,820	97.95	99.09	1.05	5.45	6.85	3.79
1926	13,570	97.83	98.72	1.50	6.53	6.33	3.21
1927	13,418	97.98	98.76	1.39	7.05	6.33	3.26
1928	13,716	97.62	98.62	1.58	7.38	6.37	3.40
1929	13,593	97.79	98.82	1.49	7.09	6.53	2.98

The entry of "Minor," or "Full Age" satisfies the requirements of the law as far as the ages of the contracting parties to marriages in Ireland are concerned. This circumstance, which is taken advantage of in the vast majority of cases, is to be regretted, as a record of the ages of the persons married would be of much value from many points of view.

The proportion of husbands who married under age was highest in the province of Leinster, viz., 2.3 per cent., in Munster it was 1.0, in Connaught 0.5, and in Ulster (part of) 1.0, while the percentage of wives who were minors was for Leinster 9.1, for Munster 4.8, for Connaught 5.1, and for Ulster (part of) 8.5.

In Northern Ireland, the proportion per cent. of males married in 1929 who were under age was 3·0, and of females 13·0.

In England and Wales the corresponding proportions were 4·2 and 15·2, and in Scotland 5·6 per cent. of the males married in 1928 and 18·8 of the females were under age.

It will thus be seen that the percentage of persons married in Saorstát Éireann who were minors is much below that of Great Britain.

The number of Licences issued by the Registrars during the year 1929 for Marriages in Registered Buildings and in the Registrars' Offices in Saorstát Éireann, was 119. On 31st December, 1929, the number of such Registrars of Marriages authorized to grant Licences for Marriages under 33 and 34 Vic. cap. 110 and 34 and 35 Vic. cap. 49, was 103.

Marriage Licences issued by Licensing Ministers of the Protestant Episcopal Church amounted to 566. The number of Licensing Ministers on the 31st December, was 146.

The number of Licences for Marriage issued by the Licensing Ministers of the Presbyterian bodies in Saorstát Éireann during the year 1929 was 104 (all by the General Assembly). The number of Licensing Ministers on the 31st December, 1929, was 53, of whom 51 were with the General Assembly and 2 with the United Presbytery or Synod of Munster.

In Ireland there being no civil restrictions as to time or place for celebrating marriages between Catholics a registration of the churches and chapels of the Catholic Church is not necessary. With reference to other religious bodies, a record is kept of the places of Divine Worship, in which marriages may lawfully be solemnized otherwise than by special licence. On 31st December 1929, there were 1,073 churches and chapels of the Protestant Episcopal Church, 152 registered Presbyterian Meeting-houses (150 General Assembly and 2 United Presbytery or Synod of Munster), and 174 "Registered Buildings" belonging to the various religious denominations so circumstanced.

The number of "Registered Buildings" belonging to the several religious bodies in which marriages may lawfully be solemnized is shown in the following list:—

Denominations	No. of Places of Worship	Denominations	No. of Places of Worship
Methodists ... ..	135	Salvation Army ... ..	1
Reformed Presbyterians ... ..	5	Seceders ... ..	2
Baptists ... ..	8	"The Catholic Apostolic Church" ... ..	1
Independents or Congregation- alists ... ..	6	Welsh Presbyterians ... ..	1
Christian Brethren ... ..	10	"Undenominational" ... ..	4
Moravians or United Brethren	1		
		TOTAL ... ..	174

## BIRTHS.

The number of births of infants born alive registered during the year 1929 was 58,280 (29,583 boys and 28,697 girls) being 896 (744 boys and 152 girls) below the number recorded for the year 1928. The rate per 1,000 of the population represented by the births in 1929 was 19·78, and was 0·29 per 1,000 under the low rate for the preceding year and 0·63 per 1,000 below the rate for the ten years 1919-28.

With the exception of those for the years 1921 and 1922, the rate recorded for 1929 is lower than that for any of the preceding ten years (Table 4 and Diagram 1).

In Tables 16 and 17 will be found the birth rates for provinces, counties, county boroughs and urban and rural areas. For the province of Leinster the rate in 1929 was 21·43 per 1,000, for Munster 18·96, for Connaught 18·15, and for Ulster, (part of) 17·40 per 1,000, as compared with 21·60, 19·33, 18·59 and 17·78 respectively, in 1928.

Among the counties and county boroughs the rates varied from 28·67 per 1,000 for Limerick county borough, to 16·29 for Sligo county, and of the intermediate rates the five highest were 26·88 for Dublin county borough, 23·12 for Waterford county borough, 22·73 for Cork county borough, 21·18 for Kildare county, and 20·36 for Limerick county, the five lowest being 16·48 for Cork, 16·62 for Cavan, 17·07 for Roscommon, 17·13 for Monaghan, and 17·20 for Waterford.

The county boroughs and urban districts in the aggregate show a rate of 23·55 per 1,000 in 1929, and the combined rural districts 18·21 per 1,000, as compared with 23·69 and 18·56 respectively, in the preceding year.

In Northern Ireland the birth rate per 1,000 of the population in 1929 was 20·39, in England and Wales 16·25, and in Scotland 19·02. For Belfast county borough the rate was 21·65, for London 15·82, and for Edinburgh 17·1.

It will be seen from Table 4 that the annual average birth rate recorded was highest during the period, 1871 to 1880, viz., 26·31 per 1,000, falling to 22·88 per 1,000 in 1881-90, to 22·20 per 1,000 in 1891-1900, rising to 22·54 in 1901-10, but falling to 21·50 per 1,000 in 1911-20.

For the six years 1924-29 the fall has been steady and continuous from 21·10 per 1,000 in 1924 to 19·78 per 1,000 in 1929. The latter shows a reduction of 8·11 per 1,000, or 29·1 per cent., as compared with the highest birth rate reached during the period of compulsory registration, viz., 27·89 per 1,000 in 1871.

It should be stated, however, that the rates calculated in terms of the total population (crude birth rates) form but an imperfect measure of the changes in fertility, i.e., the rate of reproduction in proportion to the opportunity of reproduction, if the proportion of potential mothers in the population varies from period to period. The importance of variation in this respect will be realized if it is borne in mind that the number of married women, 15 to 45 years of age, amongst whom are the mothers of 97 per cent. of all the infants whose births were registered in 1929, represents less than 7½ per cent. of the total population.

The crude birth rate is, however, a convenient form of statement when the object in view is to record the net result of the various factors governing reproduction.

It sums up the effects of all the influences governing the rate at which the community is reproducing itself and is, therefore, in conjunction with the corresponding form of mortality statement, the crude death rate, the appropriate means of measuring natural increase.



The following statement shows the changes that have taken place in the proportion and the age constitution of the married female population at conceptive ages, as disclosed by the Censuses from 1871 to 1926.

TABLE G.—Showing the proportion per cent. of wives aged 15 and under 45 years to all females at these ages together with the ratio per 100 for wives at each of four age groups to all wives aged 15 to 45, based on the Censuses 1871 to 1926.

CENSUS YEAR	Wives aged 15 and under 45 years per cent. of all Women at these ages	Proportion per cent. of total wives aged 15 and under 45 years			
		15-	20-	25-	35-45
1871	41.23	1.08	10.86	46.84	41.22
1881	37.88	0.76	9.54	42.09	47.61
1891	33.65	0.60	8.33	42.20	48.87
1901	31.98	0.44	8.02	44.29	47.25
1911	33.42	0.32	6.40	42.72	50.56
1926	34.98	0.45	6.78	41.91	50.86

It will be borne in mind that fertility diminishes with advancing years and that variations in the ages at which women marry must have some effect on the birth rates, but this factor is not taken into account in any of the calculations made for the purposes of this Report.

The following table gives the birth rates viewed from different standpoints for six triennial periods, embracing census years.

TABLE H.—Average annual birth-rates in triennial periods round about the six censuses 1871-1926, the figures in brackets affording a comparison of the periods from 1880 to 1927, with 1870-2, the rate for the latter taken as 100.

PERIOD	Annual Average Births					
	Per 1,000 of Census Population at all Ages.	Legitimate		Illegitimate		
		Per 1,000 of Census Population at all Ages.	Per 1,000 Married Women 15-45 Years.	Per 1,000 of Census Population at all Ages.	Per 1,000 Single and Widowed Women aged 15-45 Years.	Per cent. of Total Births.
1870-2	27.54 (100)	27.04 (100)	306.63 (100)	0.50 (100)	3.94 (100)	1.80 (100)
1880-2	23.96 (87)	23.54 (87)	283.69 (93)	0.42 (84)	3.10 (79)	1.76 (98)
1890-2	21.74 (79)	21.34 (79)	287.39 (94)	0.40 (80)	2.78 (71)	1.87 (104)
1900-2	21.91 (80)	21.46 (79)	292.16 (95)	0.45 (90)	2.92 (74)	2.08 (116)
1910-2	22.70 (82)	22.21 (82)	305.40 (100)	0.49 (98)	3.40 (86)	2.17 (121)
1925-7	20.56 (75)	19.98 (74)	270.80 (88)	0.58 (116)	4.20 (107)	2.80 (156)

A more precise view of the variations in the birth-rates for these four areas is given in the following statement.

TABLE J.—Average Annual Number of Legitimate Births per 1,000 married women aged 15 and under 45 years in Saorstát Éireann, as compared with Northern Ireland, England and Wales and Scotland during the triennial periods, 1870-2, 1880-2, 1890-2, 1900-2, 1910-2, and 1925-7. The figures in brackets for the last five periods are comparable with those for 1870-2, the latter taken as 100.

PERIOD	Legitimate Births per 1,000 married women, 15 and under 45 years of age			
	Saorstát Éireann	Northern Ireland	England and Wales	Scotland
1870-2	306.6 (100)	306.5 (100)	291.1 (100)	319.4 (100)
1880-2	283.7 (93)	280.7 (92)	285.3 (98)	311.5 (98)
1890-2	287.4 (94)	288.1 (94)	262.1 (90)	296.4 (93)
1900-2	292.2 (95)	283.3 (92)	235.0 (81)	271.8 (85)
1910-2	305.4 (100)	266.2 (87)	197.7 (68)	233.2 (73)
1925-7	270.8 (88)	229.0 (75)	138.0 (47)	183.6 (57)

It will be observed from this table that, while the rates for the area of Saorstát Éireann and for Northern Ireland followed very closely the same lines for the first three periods, in the next two they took the opposite course, that whereas the decline in fertility in the former area took place some time within the last fifteen years covered by the table, in the latter area the decline would appear to have set in twenty years before.

In both England and Wales and Scotland, the loss in fertility has been constant from period to period since 1870.

At the period 1925-7, as compared with the period 1910-2, Saorstát Éireann would appear to have lost 11.3 per cent. in fertility, Northern Ireland, 14.0, England and Wales, 30.2, and Scotland, 21.3.

The relative positions in respect of fertility of the four areas in 1925-7 are as follows:—Saorstát Éireann, taken as 100, Northern Ireland, 84.6, England and Wales 51.0, and Scotland 67.8. As before indicated, no account is taken in these calculations of the differences in the age constitutions of the married female populations within these areas.

Illegitimate births, in number 1,853, which constituted 3.2 per cent. of the total births registered in 1929, are 65 above the number recorded in 1928, the percentage increase being 0.2.

It should be stated that the rate for illegitimate births is lower for Saorstát Éireann than for most other countries, *e.g.*, the ratio per cent. of total births in Northern Ireland in 1929 was 4.8, in England and Wales 4.6, and in Scotland 7.7.

The rates, by provinces, are shown in the following statement for the years 1924-29:—

	Illegitimate Births—per cent. of Total Births.						
	1924.	1925.	1926.	1927.	1928.	Average 1924-8.	1929.
Saorstát Éireann	2.65	2.68	2.81	2.93	3.02	2.82	3.18
Leinster ...	3.22	3.25	3.36	3.47	3.47	3.35	3.64
Munster ...	2.73	2.69	2.90	2.79	3.17	2.86	3.37
Connaught ...	1.22	1.13	1.30	1.41	1.66	1.34	1.56
Ulster (part of)	2.46	3.02	2.77	3.83	3.02	3.02	3.45

Table 16 supplies the information as regards illegitimacy in 1929 by provinces, counties, and county boroughs. The five highest counties were Limerick (5.65 per 100 total births), Tipperary South Riding (5.65), Wexford (5.50), Kildare (5.45), and Wicklow (5.43), and the lowest five were Leitrim (0.92), Mayo (1.21), Roscommon (1.40), Cork county borough (1.57), and Limerick county borough (1.59).

Wexford county (6.59), Kildare (5.13), and Tipperary S.R. were also among the five highest in 1928, and Mayo (1.07), Roscommon (1.53), and Cork county borough (2.02) among the five lowest.

The three counties with the highest illegitimacy rate during the three years, 1925-7, were Wexford (5.02), Carlow (4.79), and Kildare (4.72 per 100 births).

In 1929 the proportion of male infants born alive to every 1,000 females was 1,031. This is the lowest ratio ever recorded; in 1928 the ratio was 1,051; in 1927, 1,039; in 1926, 1,053; in 1925, 1,052; in 1924, 1,066; and in 1923, 1,064. The average for the five years, 1924-8, was 1,052. In England and Wales, the proportion of males born alive to 1,000 females was 1,043 in 1929, being one below the average for the five preceding years, and in Scotland the proportion in 1929 was 1,059, which is 10 above the average for the five years 1923-7.

Table 4 shows the proportions for Saorstát Éireann by periods covering the years 1864-1929.

The male children born in wedlock in 1929 numbered 28,635, and the female 27,792, or 1,030 of the former to every 1,000 of the latter, and of the illegitimate children 948 were males and 905 females, or 1,048 boys to every 1,000 girls.

The following statement shows the total number of infants, by sexes, whose births were registered during each quarter of 1929:—

	1st Quarter.	2nd Quarter.	3rd Quarter.	4th Quarter.	Total.
Males ...	7,164	7,742	7,647	7,030	29,583
Females ...	6,987	7,603	7,346	6,761	28,697
TOTAL ...	14,151	15,345	14,993	13,791	58,280

Of the total births 50.6 per cent. were registered in the first six months (181 days) and 49.4 per cent. in the second six months (184 days).

For the province of Leinster the birth-rate was 21.43 per 1,000 of the population; for Munster 18.96; for Connaught 18.15, and for Ulster (part of) 17.40.

## MULTIPLE BIRTHS.

Of the 58,280 infants whose births were registered during the year 1929, 56,794 or 97·45 per cent. were single births, 1,468, or 2·52 per cent. were twins, and 18, or 0·03 per cent. were triplets.

In 1928, the percentage of single infants to total infants was 97·53, of twins, 2·43, and of triplets, 0·04.

The number of mothers of living children during the year was 57,534. Of these 56,794, or 98·71 per cent. gave birth to single infants, 734, or 1·28 per cent. to twins, and 6, or 0·01 per cent., to triplets.

The infants born in wedlock (56,427) as registered in 1929, include 54,969 single infants, or 97·42 per cent. of the total births, 1,440 twins, or 2·55 per cent., and 18 triplets, or 0·03 per cent.

Illegitimate infants (in number, 1,853) include 1,825 single, or 98·49 per cent. of the total illegitimate infants, and 28 twin infants or 1·51 per cent.

Of the total infants born alive, resulting from multiple births, 742 were males, and 744 females.

It should be borne in mind that the figures given above relate to live births, as still births are not registered in this country, and that, therefore, the birth of one living child and one still born or one living child and two still born is counted as a single birth, and the birth of two living children and one still born is counted as a twin birth.

## DEATHS.

The deaths registered during the year 1929 numbered 42,991, affording a rate of 14·59 per 1,000 of the estimated population. The deaths of males amounted to 21,547, or 14·40 per 1,000 of the estimated male population, the deaths of females numbering 21,444, equivalent to 14·79 per 1,000 of the estimated female population.

The mortality from all causes and for both sexes in 1929 is 0·42 per 1,000 (or 3·0 per cent.) more than that for 1928 (viz. 14·17), but 0·25 per 1,000 (or 1·7 per cent.) below the average for the ten years 1919-28 (viz. 14·84).

For Northern Ireland the crude death rate per 1,000 in 1929 was 15·91; for England and Wales 13·44, and for Scotland 14·52.

In Abstract I, the total number of deaths as registered in each county, county borough and superintendent registrar's district is given, as well as the number corrected by the inclusion of deaths of residents of each area which occurred elsewhere in Saorstát Éireann, and by the exclusion of deaths of residents belonging to other localities, and in Tables 16 and 17, the provincial, county, urban and rural rates are given.

Rates based on the deaths so corrected represent the frequency of death in the population of the particular area, but as the age and sex constitution of the populations varies in different localities it becomes necessary to make allowance for such variations, in order to afford comparison of the rate for each area with that for the whole of Saorstát Éireann.

Accordingly the rates in 1929 for provinces, counties, county boroughs, the larger towns and the aggregate urban and rural districts in each county have been standardized on the basis of the age and sex constitution of Saorstát Éireann as a whole, at the Census of 1926. The effect of correction and standardization is shown in the following statement in respect of counties, county boroughs and provinces.

TABLE K.—Showing the effect on the Death-rates in 1929, in Counties County Boroughs, and Provinces, of correction for Transfers and of standardization for age and sex constitution, based on the distribution of the population of Saorstát Éireann, as a whole, as shown by the Census of 1926.

COUNTIES, ETC.	Death-rates in 1929 per 1,000 population.				
	Un-corrected. (1).	Corrected for Transfers. (2).	Standardized Rates. (3).	Effect of Correction (col. 2 on col. 1). (4).	Effect of Standardization (col. 3 on col. 2). (5).
Carlow ... ..	14.94	14.91	14.67	—0.03	—0.24
Dublin ... ..	14.29	13.82	16.01	—0.47	+2.19
Dublin County Borough ...	18.47	16.53	19.69	—1.94	+3.16
Kildare ... ..	13.20	14.54	15.91	+1.34	+1.37
Kilkenny ... ..	14.27	14.86	14.92	+0.59	+0.06
Laoighis ... ..	14.71	15.06	14.14	+0.35	—0.92
Longford ... ..	14.30	14.96	13.41	+0.66	—1.55
Louth ... ..	13.99	14.79	15.23	+0.80	+0.44
Meath ... ..	14.23	15.29	15.42	+1.06	+0.13
Offaly ... ..	13.75	14.28	13.94	+0.53	—0.34
Westmeath ... ..	16.05	15.63	15.52	—0.42	—0.11
Wexford ... ..	15.37	15.63	15.41	+0.26	—0.22
Wicklow ... ..	13.77	15.63	15.62	+1.86	—0.01
Province of Leinster ...	15.60	15.35	16.43	—0.25	+1.08
Clare ... ..	13.28	13.66	12.29	+0.38	—1.37
Cork ... ..	14.03	13.37	13.56	—0.66	+0.19
Cork County Borough ...	14.79	16.92	19.98	+2.13	+3.06
Kerry ... ..	11.18	11.48	11.49	+0.30	+0.01
Limerick ... ..	16.39	15.17	15.28	—1.22	+0.11
Limerick County Borough ...	12.95	16.35	18.87	+3.40	+2.52
Tipperary N.R. ... ..	14.00	14.97	14.75	+0.97	—0.22
Tipperary S.R. ... ..	13.54	13.56	14.05	+0.02	+0.49
Waterford ... ..	13.27	14.35	13.86	+1.08	—0.49
Waterford County Borough ...	20.23	17.08	18.94	—3.15	+1.86
Province of Munster ...	13.87	13.97	14.22	+0.10	+0.25
Galway ... ..	13.11	13.03	12.18	—0.08	—0.85
Leitrim ... ..	14.49	15.33	12.99	+0.84	—2.34
Mayo ... ..	11.68	11.94	11.41	+0.26	—0.53
Roscommon ... ..	13.63	14.36	12.21	+0.73	—2.15
Sligo ... ..	14.37	14.19	12.45	—0.18	—1.74
Province of Connaught ...	13.05	13.27	11.89	+0.22	—1.38
Cavan ... ..	14.27	14.97	13.36	+0.70	—1.61
Donegal ... ..	14.63	14.68	13.09	+0.05	—1.59
Monaghan ... ..	15.23	15.23	13.55	0.00	—1.68
Province of Ulster (part of) ...	14.66	14.88	13.27	+0.22	—1.61
Saorstát Éireann ... ..	14.59	14.59	14.59	—	—

This table again presents the striking increases in the corrected death-rates of the four county boroughs which result from standardization. The rate for Cork was thus increased from 16.92 to 19.98 per 1,000, which is the highest standard rate for county and county borough areas. Dublin comes next with a standard rate of 19.69, to which it was raised from 16.53, followed by Waterford (18.94) increased from 17.08, and Limerick, with a rate of 18.87, to which it was raised from the rate of 16.35 per 1,000. If the comparison were made on the corrected deaths only, the order from highest to lowest would be: Waterford, Cork, Dublin and Limerick.

Turning to the mortality by sexes, it is found that the crude mortality in Dublin county borough for males in 1929 was 16.70 per 1,000 of the male population, and for females 16.38 per 1,000 of the number of females in the population. The standardized rates were 20.28 per 1,000 for males, and 19.03 per 1,000 for females.

In Cork county borough the crude rates for males and females were 16.98 and 16.86, and the standardized rates 20.91 and 19.11, respectively.

In Limerick county borough the crude rates for males and females were 16.80 and 15.93, and the standardized rates 19.93 and 17.78.

In Waterford county borough the crude rate for males was 18.09 and for females 16.15, and the standardized rates 20.06 and 17.76.

Taking the county boroughs and urban districts in the aggregate, the results show that the crude death rate for both sexes was 15.52 per 1,000 of the population, the rate for males being 15.67 and for females 15.38, while for rural areas the rate for persons was 14.21, for males 13.96, and for females 14.47.

As the result of standardization the sex rates for rural districts in the aggregate are brought closer together, *viz.*, 13.45 for males and 13.30 for females, the rates for the aggregate of the urban areas becoming 18.57 for males and 17.12 for females, and showing a much wider divergence than that which obtains in the case of the crude rates.

Thus the true mortality among the males in the population of urban areas is 5.12 per 1,000, or 38.1 per cent., and among the females 3.82 per 1,000 or 28.7 per cent., above that prevailing in rural areas.

If the mortality were based on the crude rates alone, the mortality for males in urban areas would show an excess over rural of 12.2 per cent., and for females of 6.3 per cent.

Among administrative counties, the five having the highest standardized rates were Dublin (16.01), Kildare (15.91), Wicklow (15.62), Westmeath (15.52), and Meath (15.42), the lowest five being Mayo (11.41), Kerry (11.49), Galway (12.18), Roscommon (12.21), and Clare (12.29).

An example of the modifications, made by standardization, of the proportion borne by deaths registered per 1,000 of the population at different times in Saorstát Éireann area is afforded by the following statement, which shows the average annual death-rates from all causes, by sexes, in 1925-7, per 1,000 of the population according to the Census of 1926, as compared with those recorded in each of the triennial periods round about each of the five preceding censuses, the latter rates being standardized so as to make allowance for the difference in the age and sex constitution of the population in the census years

concerned and the corresponding distribution of the population according to the Census of 1926, the latter being taken as the standard population.

	AVERAGE ANNUAL DEATH-RATES—AS RECORDED AND STANDARDIZED—PER 1,000 OF POPULATION.										
	1870-2		1880-2		1890-2		1900-2		1910-2		1925-7
	As recorded	Standardized	As recorded	Standardized	As recorded	Standardized	As recorded	Standardized	As recorded	Standardized	Recorded death-rate
Persons ...	16.85	19.03	17.77	20.44	17.91	20.99	17.75	20.36	16.35	15.91	14.48
Males ...	17.33	19.44	18.10	20.75	17.83	21.06	17.85	20.38	16.32	16.35	14.33
Females ...	16.39	18.57	17.45	20.11	17.99	20.90	17.65	20.31	16.37	15.49	14.63

The effect of the adjustment for the varying age and sex constitution of their populations is further exemplified in the following statement showing the death-rates for the year 1929, from all causes, per 1,000 of the population in Northern Ireland, England and Wales, and Scotland, together with those for their capitals, and the aggregate of the rural areas of England and Wales, and Scotland, as compared with the corresponding areas of Saorstát Éireann.

AREA.	Recorded Death-rate per 1,000	Standardized Death-rate per 1,000
Saorstát Éireann ...	14.59	14.59
Northern Ireland ...	15.91	16.75
England and Wales ...	13.44	15.37
Scotland ...	14.52	16.57
Aggregate Rural Districts {		
Saorstát Éireann ...	14.21	13.37
England and Wales ...	12.67	12.68
Scotland ...	12.91	13.76
Cities ... {		
Dublin* ...	16.53	19.69
Belfast ...	15.64	18.99
London ...	14.24	16.71
Edinburgh ...	15.07	16.86

As the result of standardization the mortality for Saorstát Éireann as a whole in 1929 is lower than that for any other section of the two islands.

The standardized mortality for Dublin city (19.69 per 1,000), is 3.7 per cent. higher than that for Belfast (18.99), 17.8 per cent. higher than the rate for London (16.71), and 16.8 per cent. above that for Edinburgh (16.86).

The standardized rate for the rural districts of Saorstát Éireann is somewhat lower than that for the rural areas of Scotland but higher than that for the aggregate of rural districts in England and Wales.

The following statement shows, by sexes, the number of deaths of persons registered during each quarter of the year 1929.

	1st Quarter.	2nd Quarter.	3rd Quarter.	4th Quarter.	Total.
Males ...	6,915	5,427	4,400	4,805	21,547
Females ...	7,015	5,468	4,124	4,807	21,444
TOTAL ...	13,960	10,895	8,524	9,612	42,991

Of the total deaths 24,855, or 57.8 per cent., were recorded during the first six months and 18,136, or 42.2 per cent., in the second six months.

\*For Dublin Registration Area, the standardized death rate is 18.97 per 1,000. (See Table 17).

The annual rate per 1,000 of the population represented by deaths registered in the first quarter of the year was 19.0; in the second quarter, 14.8; in the third, 11.6; and in the fourth, 13.1, as compared with 18.1, 16.0, 12.0, and 13.4, respectively, for the four quarters of the ten years, 1919-28 (Table 5).

#### DEATHS IN INSTITUTIONS.

Abstract V. gives particulars relating to deaths by certain causes in institutions, and for each county and county borough. Of the 42,991 deaths 3,589, or 8.3 per cent. took place in general and special hospitals, 1,214, or 2.8 per cent. in mental hospitals, 6,524, or 15.2 per cent. in county homes and hospitals or in workhouse hospitals, county infirmaries and district hospitals, and 31,664 occurred elsewhere.

#### CAUSES OF DEATH.

In Tables 7 and 8 are given the number of deaths from some of the principal causes by periods covering the years 1864-1929 and the rates per 100,000 of the population represented thereby.

It will be noted that enteric fever and typhus are not differentiated in the table for the years 1864-71, as in later years, and that the term "Simple Continued Fever" appears for the years 1872-1910.

In this connection, it should be stated, that deaths returned under this latter heading, now numbering only a few, have been, from 1911, assigned to "Causes Ill-defined or Unknown."

A large number of deaths which included those ascribed in the Registers vaguely as "Fever" were assigned to "Simple Continued Fever" in the earlier years of registration.

In the statement which follows, the numbers of deaths from some of the principal diseases are shown for the years 1928 and 1929, also the averages for the ten years, 1919-1928.

CAUSES.	Number of Deaths registered			CAUSES.	Number of Deaths registered		
	Years.		Average 10 years 1919-28		Years.		Average 10 years 1919-28
	1929	1928			1929	1928	
Enteric Fever . . .	88	94	124	Tuberculous Disease ...	3,875	4,047	4,684
Typhus ...	7	7	15	Cancer ...	3,116	3,190	2,815
Measles ...	139	369	255	Heart Disease ...	5,616	5,117	4,785
Scarlet Fever...	62	79	85	Bronchitis ...	2,696	2,427	3,015
Whooping-cough	393	279	399	Pneumonia ...	2,608	2,358	2,593
Diphtheria ...	304	225	269	Diarrhoea and Enteritis under two years of age ...	559	569	608
Dysentery ...	9	8	14	Puerperal Septic Diseases ...	80	103	106
Influenza ...	1,659	858	1,810	Other Accidents and Diseases of Pregnancy and Childbirth ...	159	189	194
Encephalitis Lethargica ...	34	46	34				
Meningococcal Meningitis ...	21	18	18				

The total number of deaths registered in 1929 is 1,199 more than the number registered in 1928. The causes which contributed increases, as will be seen from the above table, were influenza, with an increase of 801; heart disease, with an increase of 499; bronchitis, 269; pneumonia, 250; whooping cough, 114; diphtheria, 79; meningococcal meningitis, 3; and dysentery, one.



On the other hand, the following diseases caused fewer deaths in 1929 than in 1928:—measles (decrease 230); tuberculosis (172); cancer (74); other accidents and diseases of pregnancy and childbirth (30); puerperal sepsis (23); scarlet fever (17); encephalitis lethargica (12); diarrhoea and enteritis of children under two years (10); and enteric fever (6).

A comparison of these two groups shows that the increase in deaths in 1929 occurred chiefly in deaths from influenza, and from respiratory and heart diseases.

In the previous year a fall in the first two of these causes accounted for the low mortality of that year, as in 1927 a rise under the three headings was accompanied by a rise in the general mortality, so that the general death-rate would appear to depend in great measure on fluctuations in deaths from respiratory diseases.

The rates per 1,000 of the population represented by the deaths from the principal epidemic diseases\* are shown in Table 16, which gives the information by provinces, counties and county boroughs; from this table it will be seen that the rate in all areas in 1929 was 0·53 per 1,000 of the population, the rates varying from 0·19 for Kildare county, 0·24 for Mayo county, and 0·26 for Westmeath county, to 2·33 for Waterford county borough, 1·47 for Cork county borough, and 1·01 per 1,000 for Dublin county borough.

Table 17 shows that the mortality rate from this group of causes for all urban areas (county boroughs and urban districts) was 0·89 per 1,000 of the population, being considerably more than twice the rate for rural districts—0·38 per 1,000.

**ENTERIC FEVER.**—There were 88 deaths from enteric fever (of males 48 and of females 40), including 2 from paratyphoid fever, recorded during the year 1929. This is 6 below the number recorded in 1928, and 36 below the average (124) for the ten years 1919-28. Twelve deaths appertained to urban areas and 76 to rural (see Abstract VI).

**TYPHUS.**—Seven deaths from typhus were registered, this being the same number as in 1928, as against an average of 15. Of the 7 deaths in 1929, 4 were those of males and 3 of females.

**SMALL-POX.**—No deaths from small-pox occurred during the year, nor since 1907, during which year one death was registered.

**MEASLES.**—One hundred and thirty-nine deaths were caused by measles (77 of males and 62 of females). This number is only 38 per cent. of the mortality (369) recorded during the preceding year, and is 116 below the average for the ten years, 1919-28, viz., 255. Of the 139 deaths, 112 were those of children under 5 years of age, including 74 under 2 years.

**SCARLET FEVER.**—Deaths from this disease amounted to 62, as compared with 79 in 1928, and an average of 85 for the ten years ending with the latter year. Of the 62 deaths, 29 were those of males and 33 of females.

**WHOOPIING-COUGH.**—Deaths from whooping-cough numbered 393. This number is 6 below the average (399) for the preceding 10 years, but 114 above the number in 1928.

Of the 393 deaths (of males 186 and of females 207) 371 were those of children under 5 years of age, 197 of the latter being infants under one year of age.

The deaths recorded for urban areas numbered 182 and for rural areas 211; in 1928 these numbers were 95 and 184 respectively, so that the increase in 1929 related chiefly to urban districts.

**DIPHTHERIA.**—Deaths from this disease numbered 304, or 10·3 per 100,000 of the estimated population, as compared with 225, or 7·6 per 100,000 in 1928 and an average of 269 (rate 8·9) for the ten years 1919-28 (Tables 7 and 8). Of the 304 deaths 160 were those of males and 144 of females; these numbers include 130 deaths of children under 5 years of age and 117 between 5 and 10 years, so that 247 or 81 per cent. of the deaths from diphtheria at all ages in 1929 were those of children under 10 years of age.

\* Enteric Fever, Typhus, Small-pox, Measles, Scarlet Fever, Whooping-cough, Diphtheria, Dysentery, and Diarrhoeal Diseases.

For urban areas in the latter year, 143 deaths were recorded, representing 16·5 per 100,000 of the population, and for rural areas 161 deaths, or 7·7 per 100,000, as compared with rates of 12·1 and 5·8 respectively for the preceding year.

Particulars by ages and sexes, details for counties and county boroughs and for urban and rural areas are shown in Abstracts IV. to VI.

A reference to these abstracts shows that of the 304 deaths, 214 or about 70 per cent. were recorded for the following areas:—Dublin county borough (59), Dublin county (22), Cork county (57), Cork county borough (36), Galway county (26), and Wexford county (14).

No deaths from the disease were recorded for Carlow, Longford, Kerry or Leitrim county.

The rates based on 100,000 of the population represented by the above deaths were:—for Dublin county borough, 18·5, for Dublin county 11·5, for Cork county 19·8, for Cork county borough 46·0, for Galway county 15·4, and for Wexford county, 14·6.

About 39 per cent. of the deaths from diphtheria for the county borough of Dublin related to the Registrars' Districts of North City No. 1 West and South City No. 1, and about 50 per cent. of those recorded for the county borough of Cork were referred to the Registrars' Districts Cork urban No. 4 and No. 7.

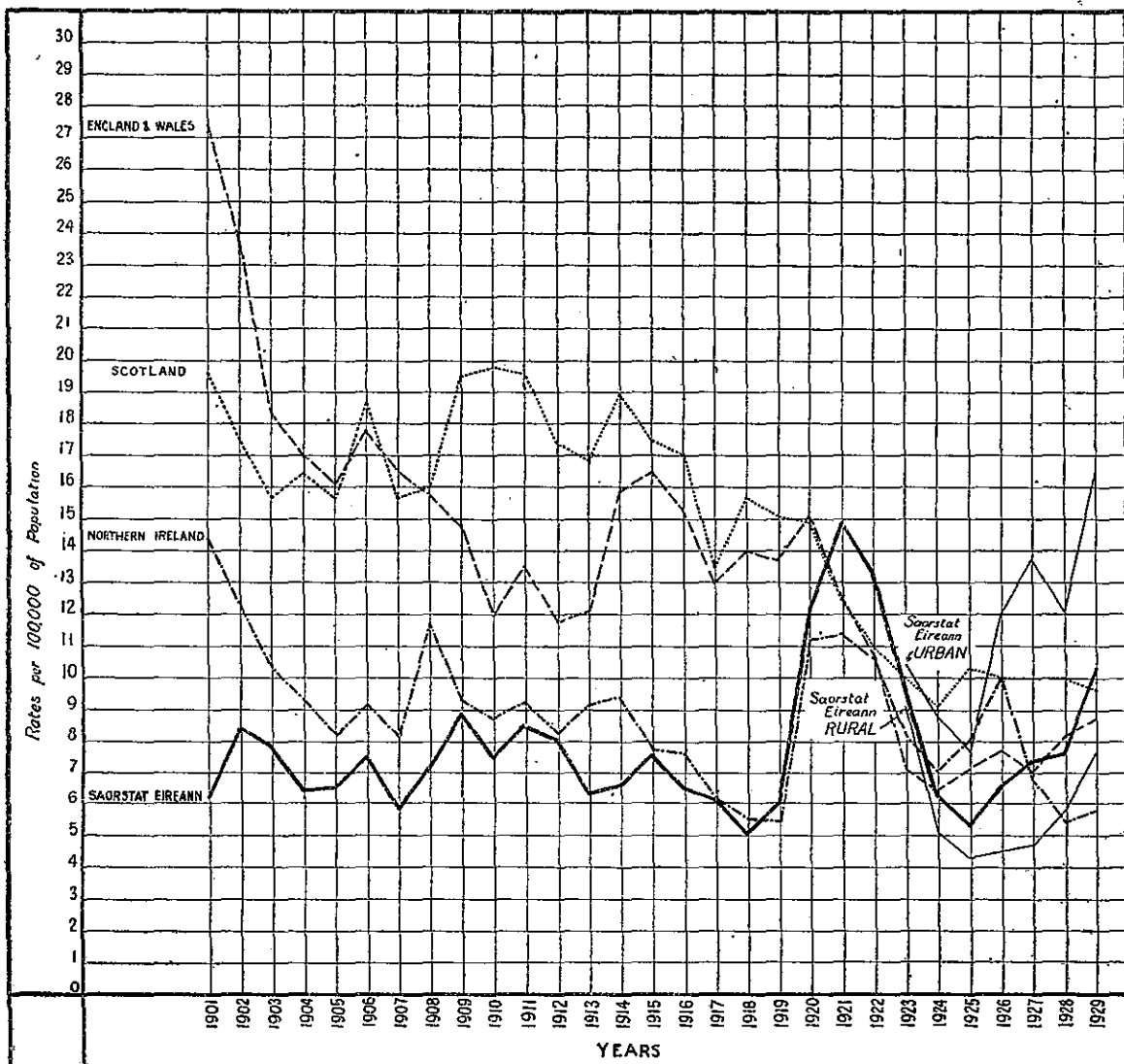
Nine of the 22 deaths for Dublin county belonged to Dublin rural district.

Of the 57 deaths for Cork county, 19 appertained to Cork rural district, 6 to Bandon rural district, 5 to Fermoy rural district, 5 to Macroom rural district, and 5 to Passage West urban district.

Of the 26 deaths for Galway county 8 related to Tuam rural district and 6 to Galway rural district.

The following Diagram shows the trend of the mortality from this disease during the present century, represented by the rates per 100,000 of the population of Saorstát Eireann, Northern Ireland, England, and Wales, and Scotland.

DIAGRAM No. 3 Death-rates from DIPHTHERIA in SAORSTAT EIREANN, NORTHERN IRELAND, ENGLAND and WALES, and SCOTLAND during each of the years' from 1901 to 1929.



DYSENTERY.—To this cause 9 deaths were attributed, as compared with an average of 14 for the preceding ten years.

DIARRHOEA AND ENTERITIS (children under 2 years).—The number of deaths of children attributed to these causes during the year 1929 was 559; this number is 49 less than the average (608) for the ten years 1919-28, and 10 less than the number in 1928.

Of the 559 deaths (307 of males and 252 of females) 166, or 30 per cent., appertained to Dublin county borough.

The mortality among children under 2 years in 1929 from diarrhoea and enteritis for all urban areas based on the births recorded therefor, was 17.1 per 1,000 and for rural areas the corresponding rate was 5.6 per 1,000, the respective rates for the preceding year being 18.2 and 5.1.

INFLUENZA.—A severe epidemic of influenza prevailed during the first quarter of the year and continued into the second, during which it would appear to have almost entirely subsided. The deaths registered during the year numbered 1,659, and of these about 56 per cent. were registered in the first quarter, 30 per cent. in the second, only 6 per cent. in the third, and 8 per cent. in the fourth.

Of the 1,659 deaths, 781 were those of males and 878 of females, the rates per 1,000 of the population represented by these figures being 0.56, 0.52 and 0.61, respectively.

The 1,659 deaths in 1929 are nearly double the number (858) registered in the preceding year. Since the great epidemic of 1918 and 1919, the mortality in 1929 has been exceeded three times—in 1922 with 1,812 deaths, in 1924 with 2,073 deaths, and in 1927 with 2,099 deaths—but is 478 above the average (1181) for the 9 years 1920-8 (Table 7A).

Of the 1,659 deaths, 385, or 4.4 per 10,000 of the population, related to urban areas, and 1,274, or 6.1 per 10,000, to rural areas, as compared with 2.4 and 3.1, respectively for 1928.

Table L, which gives the particulars for each sex, and for certain age-periods, by provinces, counties and county boroughs, shows that 1,115, or 67 per cent. of the deaths, were those of persons aged 55 years and upwards, including 822, or nearly half, of persons aged 65 years and upwards.

The provincial rates per 10,000 of the population for deaths from influenza at all ages were 11.23 for Ulster (part of), 6.04 for Leinster, 4.97 for Connaught, and 3.64 for Munster.

It will be seen that the counties which suffered most in mortality were all inland, with the exception of Donegal, for which county the rate was 11.41 per 10,000 of the population. Apart from Donegal, the highest rates, taking the country from North to South, related to the following counties:—Leitrim (7.15 per 10,000), Monaghan (11.98), Cavan (10.31), Longford (14.81—the highest county rate), Westmeath (9.68), Offaly (9.13), Laoighis (12.22), Tipperary North Riding (6.87) and Carlow (8.70).

The lowest rates related to counties in the southern and western seaboard—Wexford (2.09), Waterford county (3.27), Waterford county borough (3.00), Cork county (2.89), Cork county borough (1.66—the lowest rate for a county or county borough), Kerry (3.49), and Clare (3.68).

The rates for counties on the eastern seaboard were 6.08 per 10,000 for Wicklow, 4.82 for Dublin county, 5.13 for Dublin county borough, 6.03 for Meath, and 6.06 for Louth.

Of the total deaths from influenza 562 were associated with pulmonary complications, and 1,097 were returned as from influenza without qualification or were from that disease complicated with maladies other than pulmonary.

The fluctuations in the mortality from influenza are shown in the following diagram :—

DIAGRAM No. 4. Death-rates from INFLUENZA in SAORSTAT EIREANN during each of the years from 1901 to 1929.

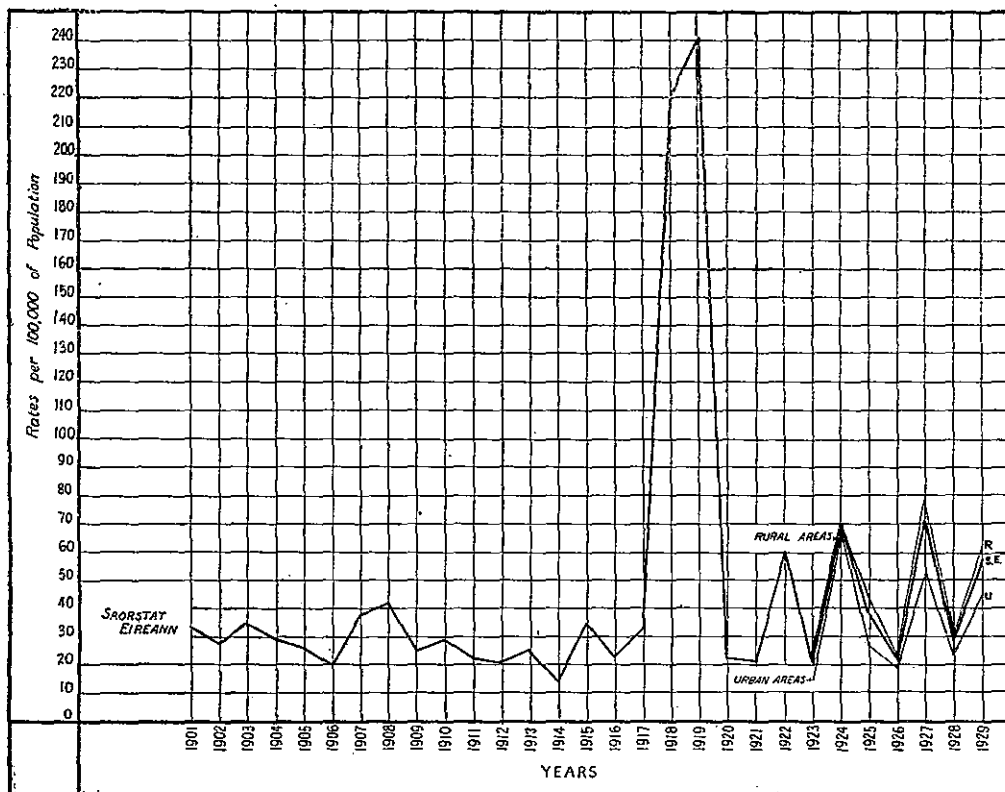


TABLE L.—Showing for each sex by Provinces, Counties and County Boroughs the number of Deaths from Influenza at each of eight age-periods registered in Saorstát Éireann during the year 1929, with the rate per 10,000 of the population represented by the number of deaths at all ages.

PROVINCES, COUNTIES AND COUNTY BOROUGHS.			Popula- tion Census, 1926	NUMBER OF DEATHS FROM INFLUENZA.								Total	Rate per 10,000 of Popula- tion
				AGE-PERIODS									
				Under 5 years	5-15	15-25	25-35	35-45	45-55	55-65	65 years and over		
<b>LEINSTER :</b>													
Carlow ...	M.	17,802	2	—	1	—	1	—	3	9	16	} 8.70	
	F.	16,674	1	3	—	—	2	2	1	5	14		
Dublin ...	M.	87,233	2	2	3	1	2	2	6	22	40	} 4.82	
	F.	101,728	4	2	2	—	1	—	6	37	52		
Dublin Co. Borough ...	M.	151,762	7	1	3	5	10	10	16	18	70	} 5.13	
	F.	164,931	7	3	7	3	8	14	18	34	94		
Kildare ...	M.	31,987	2	—	—	—	—	1	1	5	9	} 4.65	
	F.	26,041	—	—	—	1	—	1	5	11	18		
Kilkenny ...	M.	37,084	1	1	—	1	3	3	3	7	19	} 3.52	
	F.	33,906	1	—	—	—	—	—	1	4	6		
Laoighis ...	M.	27,198	3	1	2	—	3	3	7	17	36	} 12.22	
	F.	24,342	2	1	1	1	1	1	2	18	27		
Longford ...	M.	20,805	1	1	—	—	—	2	10	6	20	} 14.81	
	F.	19,042	1	4	—	2	1	2	12	17	39		
Louth ...	M.	31,749	5	1	—	1	1	1	3	7	19	} 6.06	
	F.	30,990	—	1	1	—	—	5	1	11	19		
Meath ...	M.	33,082	3	—	1	1	1	3	3	8	20	} 6.03	
	F.	29,887	2	—	—	1	—	3	2	10	18		
Offaly ...	M.	27,566	1	—	1	—	1	1	7	15	26	} 9.13	
	F.	25,026	1	—	1	1	1	1	2	15	22		
Westmeath ...	M.	30,151	2	—	—	1	2	5	5	13	28	} 9.68	
	F.	26,667	3	—	1	—	4	1	5	13	27		
Wexford ...	M.	48,570	—	1	—	1	2	1	2	2	9	} 2.09	
	F.	47,278	1	1	1	—	—	1	1	6	11		
Wicklow ...	M.	28,911	—	—	—	—	1	1	3	7	12	} 6.08	
	F.	28,680	1	—	3	3	1	1	5	9	23		
TOTAL OF LEINSTER	M.	573,900	29	8	11	11	27	33	69	136	324	} 6.04	
	F.	575,192	24	15	17	12	19	32	61	190	370		
<b>MUNSTER :</b>													
Clare ...	M.	50,071	2	1	3	—	2	1	4	4	17	} 3.68	
	F.	44,993	2	—	—	1	2	1	2	10	18		
Cork ...	M.	145,914	8	2	1	2	3	9	5	16	46	} 2.89	
	F.	141,343	2	3	—	1	—	6	4	21	37		
Cork Co. Borough ...	M.	37,278	—	—	—	—	—	1	2	1	4	} 1.66	
	F.	41,212	1	—	1	—	—	2	3	2	9		
Kerry ...	M.	76,863	—	1	—	—	1	3	8	10	23	} 3.49	
	F.	72,308	3	—	2	—	6	2	3	13	29		
Limerick ...	M.	52,127	1	2	2	—	1	1	9	12	28	} 5.45	
	F.	48,768	2	2	1	1	—	3	5	13	27		
Limerick Co. Borough ...	M.	19,045	—	—	—	1	—	1	2	—	4	} 4.56	
	F.	20,403	3	1	—	—	2	5	—	3	14		
Tipperary, N.R.	M.	31,020	2	1	1	1	1	—	6	14	26	} 6.87	
	F.	28,625	1	1	—	—	1	1	4	7	15		
Tipperary, S.R.	M.	41,884	2	—	2	—	2	2	4	1	13	} 3.81	
	F.	39,486	—	—	—	—	2	1	4	11	18		
Waterford ...	M.	26,770	—	1	1	—	1	2	1	5	11	} 3.27	
	F.	25,145	1	—	—	—	—	—	2	3	6		
Waterford Co. Borough ...	M.	12,656	1	—	—	1	—	—	1	—	3	} 3.00	
	F.	13,991	—	—	—	—	—	—	1	4	5		
TOTAL OF MUNSTER	M.	493,628	16	8	10	5	11	20	42	63	175	} 3.64	
	F.	476,274	15	7	4	3	13	21	28	87	178		

## 1929—Deaths from Influenza—continued.

PROVINCES, COUNTIES, AND COUNTY BOROUGHS.	Popula- tion Census, 1926	NUMBER OF DEATHS FROM INFLUENZA.									Total	Rate per 10,000 of Popula- tion
		AGE-PERIODS.										
		Under 5 years	5-15	15-25	25-35	35-45	45-55	55-65	65 years and over			
<b>CONNAUGHT :</b>												
Galway ...	M.	88,481	10	3	1	2	1	4	6	20	47	} 4.96
	F.	80,885	6	1	—	—	—	1	5	24	37	
Leitrim ...	M.	29,247	2	—	—	—	1	3	4	7	17	} 7.15
	F.	26,660	1	—	1	2	1	2	6	10	23	
Mayo ...	M.	86,778	7	—	2	1	2	2	4	19	37	} 3.94
	F.	85,912	2	—	3	2	3	2	4	15	31	
Roscommon ...	M.	43,281	1	1	—	—	1	3	1	13	20	} 5.27
	F.	40,275	—	1	2	2	—	2	5	12	24	
Sligo ...	M.	36,666	1	—	—	1	—	1	3	12	18	} 5.46
	F.	34,722	—	—	1	2	1	1	—	16	21	
TOTAL OF CONNAUGHT ...	M.	284,453	21	4	3	4	5	13	18	71	139	} 4.97
	F.	268,454	9	2	7	8	5	8	20	77	136	
<b>ULSTER (part of) :</b>												
Cavan ...	M.	43,550	7	—	—	1	—	3	5	22	38	} 10.31
	F.	38,902	2	—	2	3	2	4	13	21	47	
Donegal ...	M.	78,100	4	2	4	5	1	8	8	47	79	} 11.41
	F.	74,408	4	3	—	4	3	7	11	63	95	
Monaghan ...	M.	33,258	2	—	—	3	—	2	4	15	26	} 11.98
	F.	31,873	1	—	2	2	1	2	14	30	52	
TOTAL OF ULSTER (part of)	M.	154,908	13	2	4	9	1	13	17	84	143	} 11.23
	F.	145,183	7	3	4	9	6	13	38	114	194	
TOTAL, SAORSTAT EIREANN	M.	1,506,889	79	22	28	29	44	79	146	354	781	} 5.63
	F.	1,465,103	55	27	32	32	43	74	147	468	878	

**ERYSIPELAS.**—There were 28 deaths (14 of males and 14 of females) from this cause, as compared with 34 in 1928.

**ENCEPHALITIS LETHARGICA.**—Encephalitis lethargica caused 34 deaths. This is the second successive year in which a marked decrease in this disease is recorded. The number is 12 less than the number in 1928 and 23 less than in 1927. Twenty-two of the 34 deaths in 1929 were of males, and 12 of females.

**MENINGOCOCCAL MENINGITIS.**—This disease caused 21 deaths (15 of males and 6 of females) or 3 above the number for 1928, and 3 above the average for the 10 years 1919-28.

**OTHER EPIDEMIC DISEASES.**—There were 5 deaths (4 males and one female) from malaria, 5 (one male and 4 females) from acute poliomyelitis, 4 deaths (2 males and 2 females) from varicella, 3 deaths (one male and 2 females) from mumps, 2 (one male and one female) from cholera nostras, one (a male) from spirochaetosis ictero-haemorrhagica, and one (male) from Kala-azar.

**TETANUS.**—The number of deaths from tetanus was 18, those of males being 14 and of females 4, as against a total of 17 (11 of males and 6 of females) in 1928.

## TUBERCULOSIS.

Deaths from all forms of tuberculosis registered during the year 1929 numbered 3,875, equivalent to a rate of 1·32 per 1,000 of the population. The corresponding rate in Northern Ireland in 1929 was 1·29, in England and Wales 0·96, and in Scotland 0·94.

If the rates for the latter areas be adjusted so as to make allowances for the differences between the age and sex distributions of their populations and that of Saorstát Éireann, the resulting standardized rates show the mortality for the latter in a still more unfavourable light, as follows:—Northern Ireland, 1·26; England and Wales 0·93, Scotland 0·93.

The total number of deaths of males from tuberculosis was 1,910, equal to a rate of 1·28 per 1,000 of the male population, and the number of deaths of females, 1,965, equal to a rate of 1·36 per 1,000 of the female population, as will be seen from the table on the next page.

In Northern Ireland the rate for males in 1929 was 1·18 per 1,000 and for females 1·40; in England and Wales 1·12 and 0·81; and in Scotland 1·00 and 0·88 respectively.

It will be seen that the sex incidence of the disease in Great Britain is the opposite of that obtaining in Ireland. This statement holds good for the Saorstát Éireann area for each year back to 1918, but for the years 1911-17 there was an excess in the male mortality. For each year of the period, 1911-29, the death rate from tuberculosis among females was greater than that among males in the Northern Ireland area.

TABLE M.—Showing, by sexes, the mortality from tuberculosis in Saorstát Éireann during each of the years 1919-29.

YEAR.	MALES.		FEMALES.		TOTAL.		Annual Increase.		Annual Decrease.	
	Number of Deaths.	Rate per 1,000 of the Male population.	Number of Deaths.	Rate per 1,000 of the Female population.	Number of Deaths.	Rate per 1,000 of the population.	Number.	Per cent.	Number.	Per cent.
1919 ...	2,846	1.78	2,993	1.99	5,839	1.88	—	—	653	10.1
1920 ...	2,516	1.57	2,606	1.73	5,122	1.65	—	—	717	12.3
1921 ...	2,337	1.46	2,487	1.66	4,824	1.56	—	—	298	5.8
1922 ...	2,316	1.51	2,298	1.54	4,614	1.53	—	—	210	4.4
1923 ...	2,222	1.46	2,246	1.51	4,468	1.48	—	—	146	3.2
1924 ...	2,264	1.49	2,318	1.56	4,582	1.52	114	2.6	—	—
1925 ...	2,307	1.53	2,366	1.61	4,673	1.57	91	2.0	—	—
1926 ...	2,167	1.44	2,195	1.50	4,362	1.47	—	—	311	6.7
1927 ...	2,138	1.43	2,163	1.48	4,301	1.45	—	—	61	1.4
1928 ...	2,004	1.34	2,043	1.41	4,047	1.37	—	—	254	5.9
Average, 1919-1928,	2,312	1.50	2,371	1.60	4,683	1.55	—	—	1,792*	30.7*
1929 ...	1,910	1.28	1,965	1.36	3,875	1.32	—	—	172	4.3

\*Decrease in 1928 as compared with 1919.

This table presents the fall in the mortality from tuberculosis which has taken place since 1919. The deaths for 1929 are the fewest ever recorded.

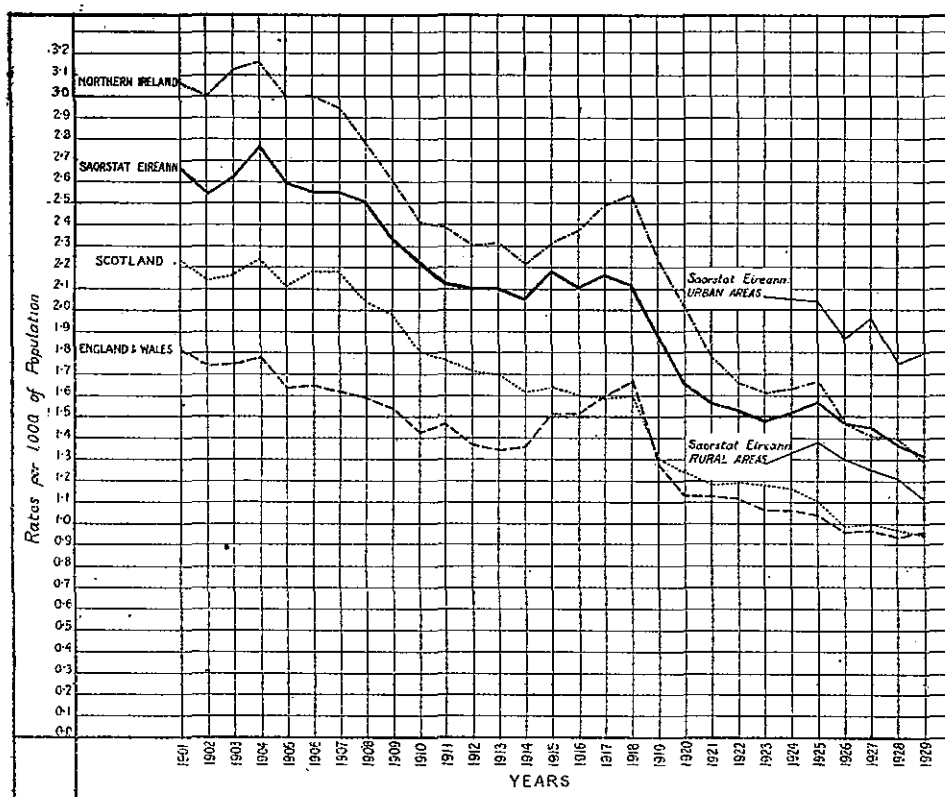
This result is altogether due to a reduction in the deaths from tuberculosis of the respiratory system, which numbered 2,999, as compared with 3,189 in 1928. Deaths from other forms of tuberculosis increased by 18, the number registered being 876, as against 858 in 1928. The decrease was also confined entirely to rural areas, where a reduction of 215 deaths took place, whereas in urban areas there was an increase of 43.

The following are the numbers of deaths from the different forms of tuberculosis under which such deaths are classified; tuberculosis of the respiratory system, 2,999 (1,446 males, and 1,553 females); tuberculosis of the meninges, 224 (112 males, and 112 females); tuberculosis of the intestines and peritoneum, 238 (107 males and 131 females); tuberculosis of the vertebral column, 77 (46 males and 31 females); tuberculosis of the joints, 48 (30 males and 18 females); tuberculosis of other organs, 86 (56 males and 30 females); and disseminated tuberculosis, 203 (113 males and 90 females).

Diagram No. 5 illustrates the variations in the mortality from tuberculosis in Ireland, England and Wales, and Scotland, since 1901. From this the almost continuous decline in the disease is evident; it is also notable how closely the curve for Saorstát Éireann follows the variations of that for Scotland, whereas the curve for Northern Ireland is very similar to that for England and Wales.



DIAGRAM No. 5. Death-rates from TUBERCULOSIS in SAORSTAT EIREANN, NORTHERN IRELAND, ENGLAND and WALES, and SCOTLAND, during each of the years from 1901 to 1929.

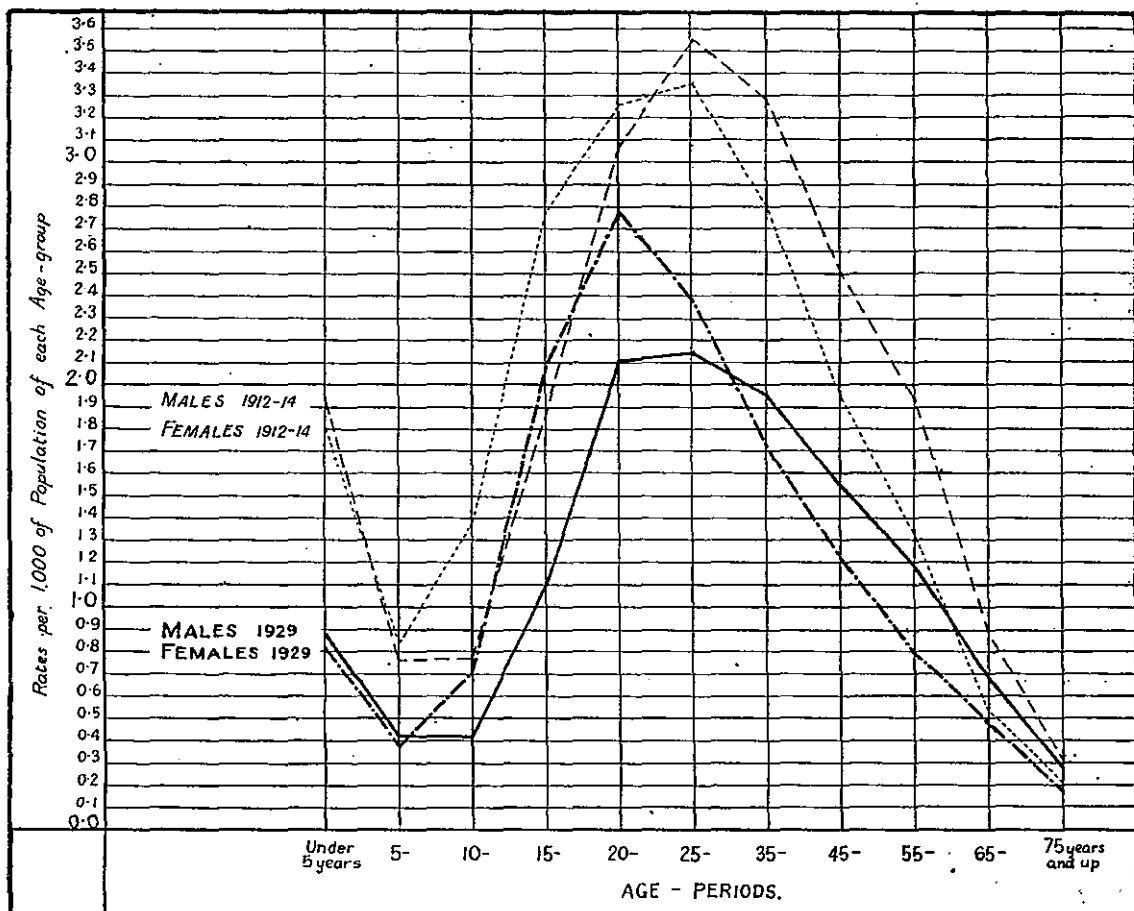


In the following Table and Diagram (No. 6) the mortality from tuberculous disease at different age periods is shown for each sex during the period, 1912-14, as compared with 1927, 1928, and 1929. The great reduction at all age periods and for each sex is apparent. The decrease in 1929 as compared with 1912-14, was 36.8 per cent. for all persons, 39.9 per cent. for males, and 33.7 for females. The greatest decrease has occurred at ages under 15, the rate under 5 years being 54.3 per cent. less than in 1912-14, at 5-10 years 50.0 per cent. less, and at 10-15 47.7 per cent. less. Except at the higher ages, where the figures concerned are too small for comparative significance, the least decrease is seen in the age period 20-25, *viz.*, 23.1 per cent.

TABLE N.—Death-rates from Tuberculosis by sexes and ages per 1,000 of the population at same age, in Saorstát Éireann, during the period, 1912-14, and during the years 1927, 1928, and 1929.

PERIODS	DEATH-RATES PER 1,000 OF THE POPULATION AT SAME AGE.											
	All Ages	Under 5 yrs.	5-	10-	15-	20-	25-	35-	45-	55-	65-	75 & up.
MALES.												
1912-14	2.13	1.92	0.76	0.77	1.87	3.06	3.55	3.28	2.50	1.94	0.89	0.32
1927 ...	1.43	1.04	0.44	0.40	1.24	2.24	2.46	2.17	1.66	1.52	0.79	0.20
1928 ...	1.34	0.83	0.44	0.37	1.39	2.34	2.26	1.99	1.53	1.43	0.46	0.20
1929 ...	1.28	0.87	0.42	0.42	1.10	2.11	2.15	1.96	1.54	1.18	0.69	0.28
FEMALES.												
1912-14	2.05	1.80	0.84	1.37	2.77	3.26	3.36	2.80	1.96	1.33	0.54	0.21
1927 ...	1.43	0.87	0.41	0.71	2.33	2.79	2.60	1.98	1.27	0.95	0.65	0.23
1928 ...	1.41	0.88	0.34	0.78	1.95	2.77	2.32	1.84	1.46	1.04	0.54	0.14
1929 ...	1.36	0.82	0.37	0.71	2.08	2.77	2.37	1.73	1.23	0.79	0.47	0.17
PERSONS.												
1912-14	2.09	1.86	0.80	1.07	2.31	3.16	3.45	3.05	2.23	1.63	0.71	0.26
1927 ...	1.45	0.95	0.43	0.55	1.77	2.51	2.53	2.08	1.47	1.25	0.71	0.22
1928 ...	1.37	0.85	0.39	0.57	1.66	2.55	2.29	1.91	1.50	1.24	0.50	0.17
1929 ...	1.32	0.85	0.40	0.56	1.58	2.43	2.26	1.85	1.39	0.99	0.58	0.22

DIAGRAM NO. 6. Death-rates of MALES and of FEMALES from TUBERCULOSIS during the period 1912-14, and during the year 1929.



Notwithstanding these reductions the mortality at ages 15 and under 45 years comprising nearly 66 per cent. of the mortality at all ages, is still very high in Saorstát Éireann, as compared with the neighbouring countries. At ages 20-25 the rate for males in England and Wales was 1.23 per 1,000 of the male population at this age, and for females 1.47, the corresponding rates for Saorstát Éireann being nearly double, *viz.*, 2.11 and 2.77. At the age period, 25-35, the rates for males and females were 1.30 and 1.17 in England and Wales, in Scotland 1.16 and 1.19, and in Saorstát Éireann, 2.15 and 2.37. At the age period 35-45, the rate for males in England and Wales was 1.59 and for females 0.84, in Scotland the rates were 1.34 and 0.91, while for Saorstát Éireann the corresponding rates, 1.96 and 1.73.

It will also be noted that the peak of highest mortality for females has moved from the age-period 25-35, in 1912-14, to the age-period 20-25, in 1929.

Abstracts V. and VI. give the details regarding deaths from tuberculosis, for provinces, counties, county boroughs, and urban and rural districts, while Tables 16 and 17 supply the rates per 1,000 of the population for these areas.

It will be seen from Table 16 that the highest tuberculosis mortality for county or county borough areas related to the following:—Waterford county borough (2.44), Cork county borough (2.24), Dublin county borough (1.89), Limerick county borough (1.75), Louth county (1.71), and Wexford county (1.62; the counties having the lowest rates being Roscommon (0.71), Longford (0.73), Cavan (0.90), Kilkenny (0.92), and Laoighis (0.95). It is to be remarked that, although the general tuberculosis rate has fallen, all the county borough rates for tuberculosis in 1929 show an increase over the corresponding rates in 1928. On the other hand, the first two rates quoted in the second group are the lowest county rates ever recorded. It is notable that the three counties having the lowest rates are also the same as last year, and further, that two (Roscommon and Longford) have been included in the list of those having the lowest rates for the past five years.

SYPHILIS, &C.—Eighteen deaths (9 of males and 9 of females) were ascribed to syphilis, this being 9 less than the number in 1928. Of the deaths in 1929, 11 (6 of males and 5 of females) were those of infants under one year of age.

One death (a female) was ascribed to gonococcal infection.

There were 23 deaths (22 of males and one of a female) from general paralysis of the insane; 14 deaths (13 males and one female) from locomotor ataxy, and 45 deaths (of males 34, and of females 11) from aneurysm.

PURULENT INFECTION, SEPTICÆMIA.—Under this heading 112 deaths were returned (64 being those of males, and 48 of females), as against 120 in the preceding year.

OTHER INFECTIOUS DISEASES.—Two deaths (one male and one female) from mycoses, and one (a female) from ulceration following vaccination, were registered.

CANCER.—Deaths from cancer in 1929 numbered 3,116. This number is slightly under that in the previous year, being 74 deaths fewer. The number of deaths of males registered was 1,654, showing a decrease of 34, and of females, 1,462, showing a decrease of 40. The decrease occurred entirely in urban districts, where 990 deaths were registered, as compared with 1,075 in 1928 (the rates being 1.14 and 1.24 respectively). In rural districts, eleven more deaths were registered in 1929 than in 1928, the numbers being 2,126 and 2,115 respectively (rates 1.02 and 1.01).

This is the first time in four years that a decrease in the mortality from cancer has been recorded. It may be the difference from last year is so slight as to have little significance: periodical decreases have occurred in other years, but have always hitherto been succeeded by increases which proved every such recession to be but temporary. Nevertheless, it is a matter of gratification that the trend of mortality has declined once more from its upward direction, and it may also be worthy of remark to point out that the rise in the disease since 1926 has not been so rapid as in the periods just antecedent to that year, as indicated by Diagram No. 7.

The average annual rate per 1,000 of the mean population represented by deaths from cancer registered in the years 1881-1890 was 0·37, during 1891-1900, it was 0·48, during 1901-1910 it was 0·68, during 1911-1920 it was 0·84, and during 1919-1928 it was 0·93.

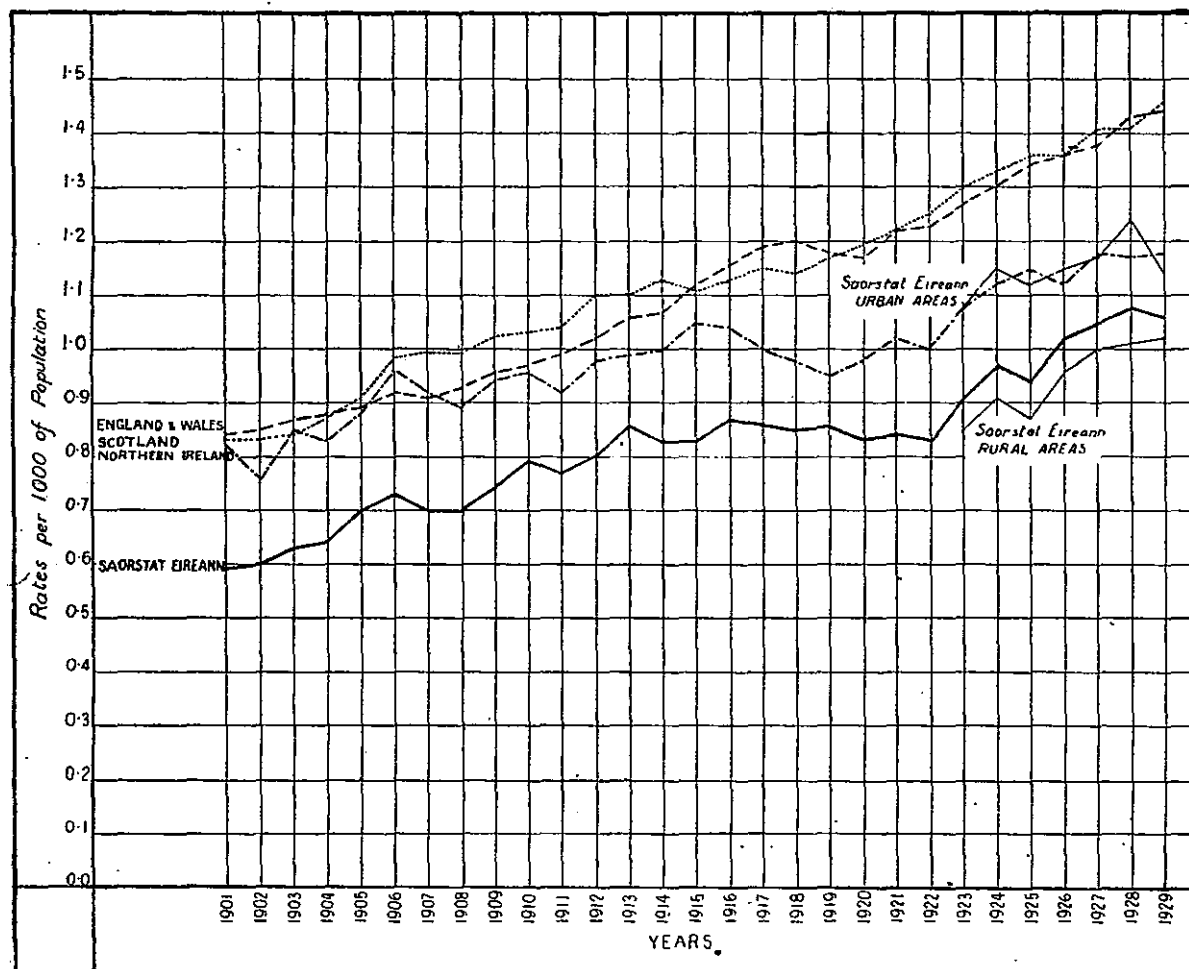
The rates per 1,000 of the population represented by all deaths, by deaths of males and by deaths of females from cancer in 1929 were 1·06, 1·11, and 1·01 respectively. The corresponding rates in 1928 were 1·08, 1·13, and 1·03, so that all deaths from cancer decreased 1·9 per cent. in 1929, deaths of males 1·8 per cent., and the mortality among females 1·9 per cent.

In Northern Ireland the rate for both sexes was 1·18, for males 1·11, and for females 1·24. In England and Wales the total rate was 1·44, and in Scotland 1·46.

If standardized on the basis of the age and sex constitution of the population of Saorstát Éireann in 1926, the rate for Northern Ireland is increased to 1·24 per 1,000, England and Wales to 1·58, and Scotland to 1·65.

The trend of cancer mortality in these areas from the year 1901, as well as in the urban and rural areas of Saorstát Éireann from 1923, based on rates unadjusted for the differences in the age and sex constitution of their populations is given in the following diagram:—

DIAGRAM No. 7. Death-rates from CANCER in SAORSTAT EIREANN, NORTHERN IRELAND, ENGLAND and WALES, and SCOTLAND, during each of the years from 1901 to 1929.



Of the 3,116 deaths comprised under the description of cancer, 1,728 were returned as from carcinoma, 130 as from sarcoma, and 1,258 as from cancer or malignant disease without specification.

The following Table (O.), shows the deaths from cancer by sexes, ages, and parts affected.

TABLE O.—Showing the deaths from CANCER\* registered during the year 1929, by Sexes, Ages, and parts affected.

Table with columns for Parts Affected, Sex (Males/Females), Ages at Death (Under 20 to 75 and Upwards, and TOTAL), and Total Males and Females. Rows list various body parts such as Jaw, Lip, Mouth, Tongue, Stomach, Intestine, Breast, etc.

\*Including Carcinoma, Sarcoma, and Cancer, Malignant Disease.

**TUMOURS.**—Only tumours either definitely stated to have been non-malignant, or as to which, as the result of special enquiries regarding their nature, further information was not obtainable, are included under this heading.

There were 43 deaths from cerebral tumour (of males 23 and of females 20); 20 from tumours of the ovary; 26 from tumours of the uterus; and 52 from tumours of other or unstated sites (23 of males and 29 of females).

The latter included 11 returned as from tumour of the abdomen, 8 of intestine, 5 of mediastinum, 4 of neck, 4 of bladder, 4 of spine, 3 of lung, 2 of spleen, 2 of head, and one of each of the following:—gall bladder, liver, nose, pelvis, kidney, pituitary body, prostate, throat and rectum.

**RHEUMATISM.**—There were 108 deaths (53 of males and 55 of females) from rheumatic fever, and 292 deaths (123 of males and 169 of females) from chronic rheumatism, osteo-arthritis and gout.

**DIABETES.**—To this cause 229 deaths were attributed, 136 being deaths of males and 93 of females. The total deaths are 3 below the number for the year 1928, and 4 above the average for the 10 years 1919-28. The following statement shows the death-rates from diabetes per 100,000 of population in Saorstát Éireann, Northern Ireland, and England and Wales, covering the eleven years 1919-29.

	PERIOD.	SAORSTÁT ÉIREANN.	NORTHERN IRELAND.	ENGLAND AND WALES.	SCOTLAND
Annual Average	1919-23 ...	7·3	10·6	11·0	10·0
"	1924-28 ...	7·6	9·2	11·9	10·2
Year	1924 ...	7·1	7·9	10·9	10·0
"	1925 ...	7·4	8·3	11·2	9·3
"	1926 ...	7·6	10·2	11·5	10·6
"	1927 ...	7·8	9·6	12·6	10·6
"	1928 ...	7·9	10·0	13·1	10·7
"	1929 ...	7·8	9·2	14·2	12·6

In respect of the areas treated in this statement, with the exception of Northern Ireland, a decided tendency towards increased mortality from diabetes among both sexes, as shown by the rates for quinquennial averages, is manifest, but with this exception, the higher mortality is due entirely to the increase in the death-rate of females.

The rate for males in Saorstát Éireann per 100,000 of the male population in the two periods (1919-23 and 1924-8) remains the same, *viz.*, 7·8, while for females the rate increased from 6·8 in the earlier to 7·3 per 100,000 in the later period. In Northern Ireland the male mortality fell from 11·3 to 9·7 and the female from 10·2 to 8·7.

The rate for males in England and Wales, fell from 10·9 to 10·6 per 100,000, but in the case of females it rose from 11·1 to 13·1. In Scotland the mortality for males showed a fall from 8·9 to 7·7, that for females increasing from 11·0 to 12·6 per 100,000.

In Saorstát Éireann the rate for males in 1929 was 9·1 per 100,000, and for females 6·4; in Northern Ireland the rate for males was 10·3, and for females 8·2; in England and Wales the rates for males and females were 12·2 and 16·1, and in Scotland 9·9 and 15·2 respectively.

**ALCOHOLISM.**—Thirteen deaths were ascribed to alcoholism, all of these being of males. Cirrhosis of the liver caused 91 deaths, 73 being those of males, and 18 of females. All except 2 males were aged 30 years and upwards.

**ANÆMIA.**—Deaths from pernicious anæmia and other forms of anæmia in 1929 numbered 269, consisting of 111 deaths of males and 158 of females.

Pernicious anæmia caused 181 deaths, 87 being those of males and 94 of females, as compared with an average of 93 males and 106 females for the preceding five years 1924-8. In the case of deaths from other anæmias, those of males numbered 24 in 1929, which was 8 below the average, while the number of deaths of females was 64, being 15 above the average (49) for the five years preceding.

OTHER GENERAL DISEASES.—Among these were one (a male) from beri-beri, 26 deaths from rickets, 48 (8 males and 40 females) from exophthalmic goitre, 13 from other diseases of the thyroid gland (4 males and 9 females), 4 (2 males and 2 females) from tetany, 3 from diseases of thymus (one male and 2 females), 19 (7 of males and 12 of females) from diseases of the adrenals, 3 (2 males and one female) from disease of the spleen, 21 (16 males and 5 females) from leukæmia, 23 (14 males and 9 females) from lymphadenoma (Hodgkins' disease), 5 (males) from chronic lead poisoning, and one (a female) from veronal poisoning. Among 34 other deaths under this heading 26 (21 males and 5 females) were returned as occurring from purpura; 3 (all males) from hæmophilia; 2 (one male and one female) from toxæmia, and 3 females from acidosis.

MENINGITIS AND ENCEPHALITIS.—Deaths from meningitis numbered 317 (deaths of males numbering 166, and of females 151) as compared with 310, 170, and 140 respectively in 1928.

The number of deaths from encephalitis (not returned as encephalitis lethargica) was 25, and from cerebral abscess 13, as against 33 for these two diseases combined in 1928.

CEREBRAL HÆMORRHAGE.—The number of deaths returned under this heading was 1,463, comprising 642 deaths of males and 821 of females. These figures include the deaths of 54 males and 80 females caused by cerebral thrombosis and embolism.

The 1,463 deaths are 2 below the number recorded in 1928, but 108 above the average for the 10 years, 1919-28.

EPILEPSY.—There were 175 deaths (of males 87, and of females 88) from epilepsy, as compared with 180 in the preceding year.

CONVULSIONS.—The number of deaths ascribed to convulsions was 487 (of males 273, and of females 214); of these, 402, or 82·5 per cent. were those of infants under one year of age, constituting 9·8 per cent. of the deaths from all causes of infants under one year of age registered during the year.

HEART DISEASE.—To this group, 5,616 deaths (of males 2,687, and of females 2,929) were assigned, equivalent to a rate of 1·91 per 1,000 of the estimated population, and contributing 13·1 per cent. to the mortality from all causes. The number of deaths is the highest for the past fourteen years, and the rate afforded is the highest ever recorded. The number is 499 above that for 1928, and 831 above the average (4,785) for the ten years 1919-28.

Of the 5,616 deaths, 28 were ascribed to pericarditis, 148 to acute endocarditis and myocarditis, 154 to angina pectoris, 1,310 to valvular disease, 97 to fatty degeneration, and in 3,879 instances the particular form of heart disease was un-stated, or was other than those enumerated above.

ARTERIO-SCLEROSIS.—There were 252 deaths from arterio-sclerosis, of which 154 were those of males, and 98 of females. This number is 5 below the number registered in 1928, and 68 above the average for the preceding 10 years.

BRONCHITIS.—The deaths from this cause numbered 2,696 (of males, 1,270, and of females, 1,426), being equivalent to a rate of 0·92 per 1,000 of the population, or 6·3 per cent. of the total number of deaths from all causes. The number of deaths is 269 above the number for 1928, but 319 below the average for the ten years, 1919-28.

**PNEUMONIA.**—Deaths from pneumonia (all forms) amounted to 2,608, and afford a rate of 0·89 per 1,000 of the population; they comprise 1,175 from broncho-pneumonia, 295 from lobar pneumonia, and 1,138 from pneumonia (not otherwise defined).

The 2,608 deaths include 1,434 deaths of males and 1,174 of females, are 15 above the average for the ten years, 1919-28, and 250 above the number in 1928: this latter increase is due to an increase in broncho-pneumonia.

**PLEURISY; EMPYEMA.**—The number of deaths classed to empyema regarding which the originating cause other than pleurisy could not be ascertained, was 25; the males numbering 17, and the females 8; and the deaths registered from other pleurisy were 120, 64 being deaths of males, and 56 of females.

There were also 4 other deaths returned as having been caused by empyema, but as the result of special enquiries, sufficient information was obtained to enable them to be classified to other causes, viz., one to pneumonia, 2 to tuberculosis, and one to influenza.

**ULCERS OF THE STOMACH AND DUODENUM.**—To this cause 284 deaths were attributed, 193 being those of males and 91 of females. The total number is 56 below the number in 1928, but 29 above the average (255) for the ten years, 1919-28.

**APPENDICITIS.**—The deaths so classified numbered 154 (of males 96, and of females 58) being 7 below the average (161) for the ten years preceding.

**CIRRHOSIS OF THE LIVER.**—Deaths from this cause, viz., 91 (of males 73, and of females 18) are 11 under the average for the ten years 1919-28.

**ACUTE AND CHRONIC NEPHRITIS.**—The number of deaths from acute nephritis was 223 (117 of males and 106 of females) and from chronic nephritis 1,048 (598 of males and 450 of females). The total number of deaths from the acute and chronic disease was 1,271, which number is 58 above that for 1928, and 179 above the average for the ten years 1919-28.

### PREGNANCY AND CHILDBIRTH.

The mortality of women during pregnancy and childbirth is classified under three headings, namely (1) septic conditions, (2) intrinsic accidents and diseases of pregnancy and childbirth, and (3) diseases or causes associated with pregnancy and childbirth. To the first group 80 deaths were attributed in the year 1929, to the second, 159, and to the third 44; altogether the deaths of childbearing women numbered 283. This number, which is 35 below that for the year 1928, represents a rate of 4·85 per 1,000 of the total births registered, as compared with 5·37 in the year 1928, and with an average rate of 5·43 per 1,000 for the decade, 1919-28.

Table Q shows that in the mortality from puerperal septic diseases in 1929, there was a decrease as compared with 1928, the numbers being 80 and 103, respectively, a decrease in the mortality from accidents of pregnancy and childbirth, to which 159 deaths were attributed in 1929, as against 189 in 1928. The deaths of women from causes associated with pregnancy and childbirth, which were 26 in the year 1928, numbered 44 in the year under review.

Tables 16 and 17 give the rates per 1,000 births for (1) and (2) by provinces, counties and county boroughs and groups of urban and rural areas.



TABLE P.—Showing the number of deaths of women in 1929 definitely returned as either caused by or associated with PREGNANCY or CHILDBEARING.\*

CAUSES OF DEATH.	ALL AGES.	AGES				
		15—	20—	30—	40—	45 yrs. and up
Total ... ..	283	5	80	156	38	4
Measles ... ..	2	.	1	1	.	.
Scarlet Fever ... ..	2	.	.	1	1	.
Influenza ... ..	6	1	2	3	.	.
Erysipelas ... ..	1	.	.	1	.	.
Tuberculosis ... ..	7	.	4	3	.	.
Carcinoma ... ..	1	.	1	.	.	.
Other tumours ... ..	1	.	.	1	.	.
Pernicious Anaemia ... ..	1	.	1	.	.	.
Anaemia ... ..	1	.	1	.	.	.
Exophthalmic Goitre ... ..	1	.	.	1	.	.
Cerebral Haemorrhage ... ..	2	.	1	1	.	.
Disseminated Sclerosis ... ..	1	.	1	.	.	.
Heart Disease ... ..	10	.	2	7	1	.
Asthma ... ..	1	.	.	1	.	.
Appendicitis ... ..	1	.	1	.	.	.
Intestinal Obstruction ... ..	1	.	.	1	.	.
Peritonitis ... ..	1	.	.	.	1	.
Tumour of the Uterus ... ..	4	.	2	.	2	.
Abortion ... ..	4	.	1	3	.	.
Ectopic Gestation ... ..	1	.	.	1	.	.
Other Accidents of Pregnancy ... ..	10	1	2	6	1	.
Puerperal Haemorrhage ... ..	57	.	7	33	15	2
Other Accidents of Childbirth ... ..	42	.	10	26	6	.
Puerperal Sepsis ... ..	80	1	31	40	7	1
Phlegmasia Alba Dolens: Embolism ... ..	6	.	2	3	1	.
Puerperal Albuminuria: Convulsions ... ..	38	2	9	23	3	1
Childbirth not assignable elsewhere ... ..	1	.	1	.	.	.

\*These deaths are included in the general tables of Causes of Deaths.

TABLE Q.—Showing the number of deaths of women directly attributable to or associated with PREGNANCY or CHILDBIRTH, during each of the years, 1919-29, and also the rate per 1,000 births registered during each of those years, with the average rate for the ten years 1919-28.

YEARS.	Deaths from Puerperal Septic Diseases.		Deaths from Accidents of Pregnancy or Childbirth.		Total Deaths from Puerperal Septic Diseases and Accidents of Pregnancy or Childbirth.		Deaths from causes associated with Pregnancy or Childbirth (not included in foregoing).		Total Deaths caused by or associated with Pregnancy or Childbirth.	
	Number	Rate per 1,000 Births.	Number	Rate per 1,000 Births.	Number	Rate per 1,000 Births.	Number	Rate per 1,000 Births.	Number	Rate per 1,000 Births.
1919 ...	96	1.55	195	3.16	291	4.71	73	1.18	364	5.89
1920 ...	122	1.82	204	3.05	326	4.87	41	0.61	367	5.48
1921 ...	108	1.77	194	3.18	302	4.95	34	0.56	336	5.51
1922 ...	118	2.01	215	3.65	333	5.66	37	0.63	370	6.29
1923 ...	117	1.90	180	2.92	297	4.82	31	0.50	328	5.32
1924 ...	102	1.61	201	3.17	303	4.78	27	0.43	330	5.21
1925 ...	105	1.69	186	3.00	291	4.69	21	0.34	312	5.03
1926 ...	115	1.88	184	3.01	299	4.89	30	0.49	329	5.38
1927 ...	77	1.28	194	3.23	271	4.51	20	0.33	291	4.84
1928 ...	103	1.74	189	3.19	292	4.93	26	0.44	318	5.37
Average, 1919-28	106	1.72	194	3.16	300	4.88	34	0.55	334	5.43
1929 ...	80	1.37	159	2.73	239	4.10	44	0.75	283	4.85

## VIOLENCE.

Deaths caused by violence, as registered during the year 1929, amounted to 971, a number equivalent to 0·33 per 1,000 of the estimated population, being 88 above that recorded for 1928, and 99 above the average (872) for the five years, 1924-28. As compared with the preceding year, there was an increase in 1929 of 13 in suicides, 5 in homicides and 70 in other external causes, including accidental, 50 deaths of the latter increase having been ascribed to vehicles, of which 39 were motor driven.

Of the 971 deaths, 111 were classed to suicide, 25 to homicide, and one to execution, leaving 834 to other deaths by violence, the great majority of which were definitely stated to have been accidental.

The suicidal cases comprise the deaths of 89 males and 22 females: in 19 cases poisoning was the means adopted to cause death, strychnine being used in 9 instances, coal gas in 3, opium in 2, carbolic acid in 2, carbon monoxide in 2, and acetic acid in one.

Of the 25 homicidal cases, 18 were deaths of males (including 7 infants under one year of age) and 7 of females (including 6 infants under one year of age).

The death by execution was that of a male.

Among accidental deaths, 11 (8 males and 3 females) were caused by poisons or poisonous gases; the poison in 2 cases was strychnine, in 2 lysol, and in 4 cases arsenic, belladonna berries, chlorodyne, and corrosive sublimate, respectively, while the gases (which each caused one death) were sulphuretted hydrogen, coal gas, and one not specified. There were also two deaths from food poisoning.

One hundred and sixty deaths (60 of males, and 100 of females) were due to burns and scalds, 70 being those of children under 5 years of age. Deaths from accidental drowning numbered 125 (100 of males, and 25 of females), and deaths from accidental injury by firearms 13 (all of males).

Deaths caused by vehicles numbered 200 (157 of males and 43 of females). Of these deaths 124 were caused by motor driven vehicles; 31 horse-drawn, 21 were by railway vehicles, 21 were ascribed to bicycles, 2 to trams, and one was not described. This classification shows a remarkable increase in the deaths caused by motor vehicles and by bicycles: the former have increased by 39, or 46 per cent. more than in 1928, and the latter by 15. The number by motor vehicles is almost three times the number recorded in 1922, when 44 deaths were registered. In 1923 the number was 55, in 1924 46, in 1925 53, in 1926 70, and in 1927 and 1928 it was 85.

A further analysis of the figures in 1929 shows that 63 of the deaths ascribed to motor vehicles were due to motors or motor cars, 37 to buses, 12 to motor cycles, 11 to motor lorries or trailers, and one to a taxi, and from this it is apparent that the increase is due to buses, motor cycles and lorries, the number of deaths from these vehicles in 1928 having been 12, 7 and 2 respectively.

## UNCERTIFIED CAUSES.

Among the 42,991 deaths registered, 9,855 were not certified by medical practitioners, nor were inquests into their causes held. They constitute 22·9 per cent. of the total mortality in 1929, as against an average of 26·2 for the ten years, 1919-28. The number of uncertified deaths in urban areas in 1929 was 3·5 per cent. of the total number of deaths relating thereto, the corresponding percentage for rural areas being 31·8.

## INQUESTS.

According to returns furnished by the registrars the number of inquests during the year 1929 was 1,137, or one inquest for every 38 deaths registered.

## AGES AT DEATH.

Of the 42,991 deaths at all ages, 5,992 or 13·9 per cent. were deaths of children under 5 years of age, including 3,307 deaths of males, or 15·3 per cent. of the male mortality at all ages, and 2,685 deaths of females, or 12·5 per cent. of the total number of deaths of females.

The deaths of 19,842 persons aged 65 years and upwards were registered during the year, constituting 46·2 per cent. of the total number of deaths at all ages, and include 9,479 of males, or 44·0 per cent. of the total deaths of males, and 10,363 of females, or 48·3 per cent. of the deaths of females at all ages.

Among the deaths of persons at these ages 15,871, or 36·9 per cent. of the total deaths, were 70 years of age or over.

Deaths of persons aged 95 years or upwards numbered 257 (of males 118, and of females 139) and they include 58 (males 25, and females 33), whose ages at death were returned as 100 years or upwards.

The ages in detail of the persons whose deaths were registered in the year 1929 are given in Abstract III.

The following statement shows the variations in the death-rates at different age-periods between 1928 and 1929 :—

DEATH-RATES FOR EACH AGE PERIOD PER 1,000 OF THE POPULATION AT THE SAME AGE.

AGE-PERIODS.	PERSONS.			MALES.			FEMALES.		
	1928.	1929.	Increase or Decrease in 1929.	1928.	1929.	Increase or Decrease in 1929.	1928.	1929.	Increase or Decrease in 1929.
Under 5 years	20·89	21·01	+ 0·12	22·23	22·79	+ 0·56	19·50	19·17	— 0·33
5— ...	2·47	2·53	+ 0·06	2·41	2·52	+ 0·11	2·54	2·54	0·00
10— ...	1·72	1·71	— 0·01	1·56	1·65	+ 0·09	1·90	1·77	— 0·13
15— ...	3·15	3·10	— 0·05	3·06	2·75	— 0·31	3·26	3·46	+ 0·20
20— ...	4·42	4·35	— 0·07	4·12	4·12	0·00	4·75	4·59	— 0·16
25— ...	4·72	4·50	— 0·22	4·74	4·17	— 0·57	4·68	4·83	+ 0·15
30— ...	5·19	5·59	+ 0·40	4·69	5·14	+ 0·45	5·70	6·05	+ 0·35
35— ...	6·13	6·38	+ 0·25	5·58	6·10	+ 0·52	6·68	6·65	— 0·03
40— ...	7·12	7·45	+ 0·33	7·05	7·42	+ 0·37	7·19	7·48	+ 0·29
45— ...	9·35	9·22	— 0·13	9·01	9·26	+ 0·25	9·73	9·18	— 0·55
50— ...	13·53	13·96	+ 0·43	13·13	13·84	+ 0·71	13·99	14·09	+ 0·10
55— ...	19·51	20·20	+ 0·69	19·30	20·59	+ 1·29	19·75	19·75	0·00
60— ...	30·56	32·42	+ 1·86	31·51	34·14	+ 2·63	29·56	30·62	+ 1·06
65— ...	37·62	39·58	+ 1·96	38·75	39·80	+ 1·05	36·45	39·35	+ 2·90
70— ...	63·33	68·04	+ 4·71	65·67	72·33	+ 6·66	61·37	64·44	+ 3·07
75— ...	97·66	102·14	+ 4·48	105·61	104·25	— 1·36	91·15	100·41	+ 9·26
85— ...	197·70	189·71	— 7·99	206·08	196·83	— 9·25	191·03	184·01	— 7·02
95 and upwards	336·34	314·57	— 21·77	378·08	332·39	— 45·69	304·45	300·87	— 3·58
All Ages	14·17	14·59	+ 0·42	13·99	14·40	+ 0·41	14·36	14·79	+ 0·43

In Table 9 are given the number of deaths by sexes and ages, and the average annual rates per 1,000 of the population at the same ages, during 1864-70 and each subsequent decennium.

#### INFANT MORTALITY.

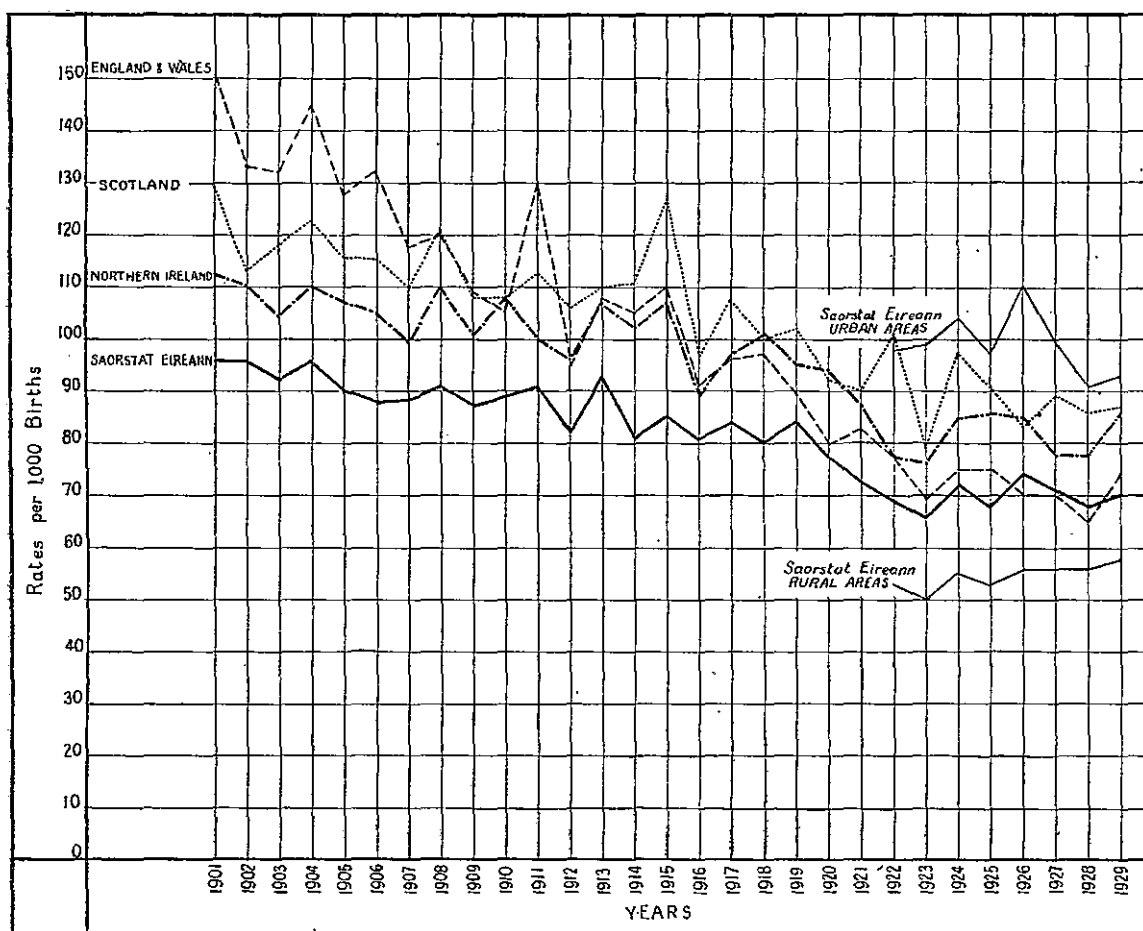
The number of deaths of infants under one year of age registered during the year 1929 was 4,102, equivalent to a rate of 70 per 1,000 births, as compared with 68 per 1,000 in 1928, and an average of 72 for the ten years 1919-28.

The deaths of male infants numbered 2,332, being equal to 79 per 1,000 births of males, and the deaths of female infants, 1,770, or 62 per 1,000 births of females, the corresponding rates for 1928 being 74 and 62 respectively.

For Northern Ireland the infant mortality in 1929 was 86 per 1,000 births; for England and Wales the rate was 74; and for Scotland 87 per 1,000 births.

The following Diagram (No. 8) shows the experience of each of these countries in infant mortality since 1901, as compared with Saorstát Eireann.

DIAGRAM No. 8 INFANT MORTALITY in SAORSTAT EIREANN, NORTHERN IRELAND, ENGLAND & WALES, and SCOTLAND, during each of the years from 1901 to 1929.



From Table 11 which gives the infant mortality rates by sexes, ages and causes, it will be seen that mortality from atrophy, debility, (17.61), diarrhoea and enteritis (8.49), premature birth (8.22), pneumonia (7.24), convulsions (6.90), bronchitis (3.88), and whooping-cough (3.38), in the aggregate, is equivalent to 55.72 per 1,000 births, or 79 per cent. of the total infant mortality.

Of the deaths of infants, 36.1 per cent. were under one month old, 12.6 per cent. between one and two months; 10.4 per cent. between 2 and 3 months; 19.0 per cent. were aged 3 and under 6 months, and 21.9 in every 100 were 6 and under 12 months old.

#### *Urban and Rural Mortality.*

There were 1,903 deaths of infants recorded for urban areas, equivalent to 93 per 1,000 births, and the number of such deaths in rural areas was 2,199, or 58 per 1,000 births.

The infant mortality for Belfast in 1929 was 112 per 1,000 births; for Londonderry 110; for London 71; for Liverpool 97; for Edinburgh 80; and for Glasgow 107.

A reference to Table 12 shows that the infant mortality in urban districts is high when compared with rural districts, especially for urban areas of 10,000 inhabitants and upwards, where the aggregate rate is 96 per 1,000 births. This high rate is due to the mortality in the county boroughs and in Kilkenny, for of the towns composing these areas the remaining six show rates considerably below the aggregate figure: the individual rates for the 11 areas over 10,000 are as follows:—Limerick county borough (117), Waterford county borough (110), Kilkenny (106), Dublin Registration Area (99), Cork county borough (85), Drogheda (84), Dundalk (82), Galway (81), Sligo (69), Wexford (58), and Tralee (48). Deaths of infants in urban districts of less than 10,000 inhabitants were equivalent to a rate of 82 per 1,000 births.

The following statement gives the infant mortality for each sex for urban and rural areas:—

Statement showing the INFANT MORTALITY per 1,000 Births, by sexes, and at different periods of life in 1929, in relation to urban and rural areas.

AGES.	SAORSTÁT ÉIREANN											
	Urban Areas. 10,000 pop. & upwards			Urban Areas under 10,000 pop.			All Urban Areas.			All Rural Districts.		
	M. & F.	M.	F.	M. & F.	M.	F.	M. & F.	M.	F.	M. & F.	M.	F.
Under one Month	30·89	35·99	25·67	31·06	32·42	29·66	30·92	35·21	26·52	22·47	26·19	18·63
1-2 Months ...	11·63	12·74	10·49	10·20	14·21	6·02	11·32	13·06	9·54	7·52	8·42	6·60
2-3 „ ...	10·00	10·64	9·36	8·39	8·88	7·88	9·65	10·25	9·04	6·13	6·18	6·07
3-6 „ ...	21·00	23·37	18·59	16·33	18·21	14·36	20·00	22·25	17·68	9·77	10·29	9·23
6-12 „ ...	22·76	25·35	20·10	16·33	19·09	13·44	21·37	23·99	18·67	12·17	13·82	10·47
Under one year	96·28	108·09	84·21	82·31	92·81	71·36	93·26	104·76	81·45	58·06	64·90	51·00

This table shows, in addition to the record of higher mortality of males at the various ages in the four groups of the population into which it is divided, and the great disparity in the rates for urban and rural areas, the very large proportion of infants who die before reaching their first month of life. More than 33 per cent. of the infants who died in urban areas, and nearly 39 per cent. of those in rural districts, were under one month old. This age period is sub-divided in Table 13 and it will be seen from it that, of the total mortality rate for urban areas, 8·72, or 9·4 per cent., and for rural areas 6·26 or 10·8 per cent., were deaths of infants under one day old.

#### DEATHS OF ILLEGITIMATE INFANTS.

The number of deaths of illegitimate infants under one year of age registered during the year 1929, was 546, consisting of 293 deaths of males and 253 of females. Based on the number of illegitimate births registered, the resulting mortality rate is 295 per 1,000 births for both sexes, 309 per 1,000 for males and 280 per 1,000 births for females, as compared with 307, 326, and 286, respectively, in 1928. In other words, ten out of every 34 illegitimate infants born alive in 1929, died before the completion of their first year of life.

The illegitimate infant mortality, as derived from the records for 1929, is about 5 times the mortality among legitimate infants, which was 63 per 1,000 births for both sexes, 71 per 1,000 for males, and 55 per 1,000 births for females.

In Northern Ireland in 1929, the illegitimate infant death-rate was 169 per 1,000 births; and in England and Wales, the illegitimate infant death-rate was 126 per 1,000 births, or about one death to every 8 illegitimate infants born alive. This rate is about twice that for legitimate infants.

Table 14 shows the number of deaths by causes and at different periods of life under one year of age. On account of the smallness of the numbers it was not considered desirable to calculate rates for each cause by age-periods. Rates are, however, given for all deaths at each age period. It would appear from this table that at every period of life, the mortality among illegitimate infants is much in excess of that for all infants, as shown in Table 11.

It will be seen from Table 15 that 259, or 47 per cent. of the total number of deaths of the illegitimate infants occurred in Dublin county and city. Of the 72 deaths in the county, 58 took place in institutions, and of the 187 city deaths, the number in institutions was 167. Thus, 34 of the 259 deaths in Dublin county and city did not occur in institutions. Of the latter, 2 were described in the registers of death as "nurse children," both of these occurring in the city.

METEOROLOGY.

The following observations taken at 40 Fitzwilliam Square, Dublin, have been kindly furnished by Sir John W. Moore, M.A., M.D., D.P.H., Dublin; D.Sc., Oxon., F.R.C.P.I., F.R.Met.Soc.

1929. Month.	Temperature.				Mean Daily Max.	Mean Daily Min.	Mean Temper- ature.	Rainfall.		Atmospheric Pressure.					Prevalent Winds.
	Abs. Highest.	Date.	Abs. Lowest.	Date.				Amount.	No. of Days.	Mean Pressure	Highest Pressure	Date.	Lowest Pressure	Date.	
January ...	deg. 60·0	30th	deg. 27·2	27th	Max. 43·9	Min. 36·3	deg. 40·1	Inches. 1·053	13	Inches. 30·260	Inches. 30·755	12th	Inches. 29·548	31st	E., S.E., S.
February ...	54·2	2nd	29·5	17th	43·4	37·4	40·4	1·913	20	29·989	30·705	28th	29·476	1st	S.S.E.
March ...	60·0	30th	28·0	7 & 18	52·3	36·8	44·6	0·223	4	30·310	30·678	1st	29·827	21st	E., W.
April ...	65·0	19th	33·1	21st	52·0	40·3	46·6	1·437	10	30·040	30·366	11th	29·470	28th	N.E., N.W.
May ...	68·8	21st	34·7	1st	60·5	46·2	55·4	1·248	15	29·918	30·330	29th	29·265	6th	E., W.
June ...	71·2	11th	42·4	26th	63·6	50·0	56·8	1·514	15	29·988	30·529	21st	29·370	6th	W., S.W.
July ...	78·7	16th	47·4	8th	67·3	54·7	61·0	2·288	12	29·991	30·448	18th	29·065	31st	N.W., S.W.
August ...	72·3	3rd	46·2	7th	65·0	54·0	59·8	3·876	23	29·937	30·266	19th	29·529	3 & 6	W., S.W.
September ...	77·3	8th	44·1	13 & 17	65·1	52·7	58·9	0·384	7	30·105	30·429	26th	29·748	19th	W., S.W.
October ...	66·0	14th	32·2	27th	55·3	46·3	50·2	2·378	22	29·765	30·457	31st	28·958	6th	W., W.S.W., S.W.
November ...	59·2	11th	30·7	18th	50·3	40·3	45·2	4·867	26	29·567	30·451	3rd	28·969	23rd	W., S.W., W.S.W.
December ...	58·0	13th	28·4	17th	48·5	39·1	43·8	6·084	26	29·498	30·754	16th	28·214	6th	W., S.W.
Extremes & Means	Highest deg. 78·7	July 16th	Lowest deg. 27·2	Jan. 27th	deg. 55·7	deg. 44·5	deg. 50·1	27·265	193	Inches 29·967	Highest Inches 30·755	Jan. 12th	Lowest Inches 28·214	Dec. 6th	W.S.W.

"During 1929 the rainfall was 27·265 inches, or 0·105 inch under the average annual measurement of the thirty-five years 1881-1915, inclusive, viz., 27·370 inches. The most marked feature of the rainfall was its uneven seasonal distribution: 40·2 per cent. of the year's total fell during the last two months of the year, and the rainfall of the last three months was within 0·607 inch of that of the previous nine months. The quarterly distribution was as follows:—3·189 inches in the first quarter, 4·199 in the second, 6·548 in the third, and 13·329 in the fourth.

"There were 193 'rain-days' in the year (i.e. days on which not less than .005 inch of rain fell). This was 5 days less than the average for 1881-1915. On no occasion in 1929 did more than an inch of rain fall on a given day in Dublin, but on August 3rd 0·966 inch was measured.

"January was one of the coldest winter months experienced in Europe for very many years, but in Ireland no persistent or extreme cold was felt, and at times relatively warm spells occurred owing to the northward movement of equatorial air along the western seaboard. A special feature of the month was its cloudiness, the percentage of cloud being estimated to reach the high figure of 80·6. February was a dull, cold and cheerless month: over the greater part of Ireland the rainfall was heavy, but this country to a great extent still escaped the severe cold which visited Great Britain and Continental Europe. March established a record for sunshine and drought, but the nights were frequently cold, damp and foggy. The contrast between day and night conditions reached an extreme on Easter Eve, the 30th, when an unclouded sun and south-west wind sent the thermometer from 39·5° to 69·0° within a few hours—a remarkable diurnal range of some 30°, which is very unusual in a seaside city.

“ April was also cold and dry, with a continued prevalence of winds from Polar quarters and an absence of gales. Marked features were low night temperatures, a sudden incursion of a warm equatorial wind on the 16th, and a remarkable, rapid and extreme relapse of temperature on the 19th, the ensuing cold spell lasting to the end of the month. May, for the most part, proved a favourable spring month, though the first half was cool and unsettled, and in all parts of Ireland rain fell heavily. Anticyclonic conditions became established for a time on the 16th, and the latter half of the month was characterised by generally fine and much warmer weather. June, while cool, was in most respects favourable. Sunshine was above the average, and rainfall, if frequent in the first half of the month, was moderate in amount, and in the form of passing showers. Not one day—in Dublin at all events—could be described as a ‘ wet day.’ Thunder and lightning visited the counties of Dublin and Wicklow on the 8th.

“ Except in the south and west, where rain fell heavily, July may be described as a favourable month. On the first few days, however, the skies were clouded and temperature low, and a thunderstorm, followed by a cool spell, passed over Dublin on the 5th: but on the 10th a brisk and very warm S.W. wind ushered in a prolonged spell of really summer-like weather. The warm weather ended on the 21st when heavy rain fell, and a cool, dry spell followed, which, in turn, was succeeded by broken rainy weather. August, in the Dublin district, was an extremely showery month. Rain fell in measurable quantities on as many as twenty-three days to the large amount of 3·876 inches, but nearly two-thirds of that copious downpour was measured on three days, the 3rd, 5th and 6th, a thunderstorm passing over the city on the last date. September may be aptly described as favourable in regard to weather and pleasant in all respects. Only on the 28th and 29th did rain in substantial amount fall in Dublin, and the combined precipitation on those two days represented nearly 73 per cent. of the total rainfall for the month.

“ The leading features of October were a cyclonic spell over the first eight days, culminating in a rainstorm on the 7th, an anticyclonic spell from the 9th to the 15th, during which summer-like conditions prevailed, and, lastly, a return to Atlantic weather and an advance towards winter temperatures. On the 26th the Dublin Mountains appeared with the first snow-covering of the season. November was one of the wettest Novembers on record in the southern half of the British Isles. At Valentia, 9·8 inches fell, at Dunmanway 12·25 inches, and at Dublin 4·867 inches. December proved a stormy, wet month. Only for a brief period, from the 15th to 18th, did anti-cyclonic conditions prevail, causing a respite from storm and rain. For the rest, there was an almost uninterrupted passage of generally deep and energetic depressions across the Atlantic in a north-easterly direction. There was little frost or snow during the month, which closed with a fine, quiet and sunny day. A noteworthy feature of the month was the low mean atmospheric pressure, only 29·498 inches: the range of pressure was also of unusual magnitude, namely 2·540 inches.”

Particulars regarding meteorological observations taken at the Ordnance Survey Office, Phoenix Park, and at Roche’s Point, Co. Cork, are published in the Quarterly Returns of Marriages, Births, and Deaths.

E. P. McCARRON,

*Registrar-General.*

17adh lá de mhí na Nodhlag, 1930.

## PART II.

---

### Appended Tables.





TABLE 2 *contd.*—Ages of the Population in Saorstát Éireann Area, according to the Census Returns from 1851 to 1926.

CENSUS YEARS	AGES.														Total Population*
	Under 1 Year	1 and under 5	5—10	10—15	15—20	20—25	25—35	35—45	45—55	55—65	65—75	75—85	85—95	95 and upwards	
<b>MALES.</b>															
1851 ...	51,165	198,917	321,938	362,086	319,085	240,776	312,850	265,981	205,950	134,815	57,334	13,581	2,900	593	2,494,470
1861 ...	52,440	212,831	231,280	232,089	255,048	234,222	282,061	213,537	202,367	157,384	64,124	25,119	3,946	565	2,169,042
1871 ...	50,087	197,278	241,103	242,985	192,183	163,194	260,919	195,496	170,455	159,104	83,619	23,257	5,140	776	1,992,468
1881 ...	39,992	178,762	238,604	237,986	207,114	177,872	223,272	197,182	158,874	131,719	80,396	34,635	4,288	654	1,912,438
1891 ...	33,109	140,973	192,978	211,364	209,297	169,659	210,857	166,702	161,679	121,960	69,006	33,266	6,347	708	1,728,601
1901 ...	30,647	127,411	164,732	171,577	174,937	163,595	234,185	168,571	141,924	126,709	71,527	23,529	5,134	607	1,610,085
1911 ...	29,899	125,988	157,597	154,182	155,523	141,288	228,733	198,371	142,879	100,110	109,146	40,172	5,171	450	1,589,509
1926 ...	28,084	118,089	144,764	150,814	146,047	124,518	199,148	173,399	172,658	120,792	88,984	33,008	6,227	357	1,506,889
<b>PROPORTION PER CENT.</b>															
1851 ...	2.05	7.98	12.91	14.52	12.80	9.66	12.55	10.67	8.26	5.41	2.30	0.75	0.12	0.02	100
1861 ...	2.42	9.82	10.67	10.71	11.77	10.81	13.02	9.85	9.34	7.26	2.96	1.16	0.18	0.03	100
1871 ...	2.52	9.91	12.11	12.21	9.65	8.20	13.11	9.82	8.56	7.99	4.20	1.42	0.26	0.04	100
1881 ...	2.09	9.35	12.49	12.45	10.84	9.31	11.68	10.32	8.31	6.89	4.21	1.81	0.22	0.03	100
1891 ...	1.92	8.16	11.17	12.23	12.11	9.82	12.20	9.65	9.36	7.06	3.99	1.62	0.37	0.04	100
1901 ...	1.90	7.91	10.23	10.66	10.87	10.16	14.54	10.47	8.82	7.87	4.44	1.77	0.32	0.04	100
1911 ...	1.88	7.93	9.91	9.70	9.78	8.89	14.39	12.48	8.99	6.30	6.87	2.53	0.32	0.03	100
1926 ...	1.86	7.84	9.60	10.01	9.69	8.26	13.22	11.51	11.46	8.02	5.91	2.19	0.41	0.02	100
<b>FEMALES.</b>															
1851 ...	49,235	192,953	311,039	348,372	321,547	256,588	347,343	302,602	228,265	164,703	63,818	23,822	3,769	987	2,617,080
1861 ...	50,591	206,866	224,905	220,305	261,149	237,192	286,856	244,775	219,955	172,917	71,332	29,442	4,789	886	2,233,069
1871 ...	49,720	191,160	235,508	231,567	199,959	176,920	282,755	207,349	191,328	170,336	83,891	32,162	5,703	1,105	2,060,719
1881 ...	38,638	174,366	233,101	227,080	212,549	177,662	241,667	215,967	167,426	147,507	80,709	34,270	4,314	1,040	1,957,582
1891 ...	31,834	136,795	186,964	203,555	204,136	155,451	219,393	186,307	174,336	125,875	73,229	34,227	6,311	916	1,740,093
1901 ...	29,582	124,108	160,346	164,716	174,099	160,388	231,648	173,739	156,352	133,339	68,163	29,103	5,245	910	1,611,788
1911 ...	29,158	122,120	152,566	148,967	147,920	127,770	225,543	182,028	136,310	102,788	126,392	42,408	5,596	613	1,550,179
1926 ...	27,307	114,233	139,869	144,719	140,140	115,713	199,553	171,445	158,953	110,067	94,474	40,356	7,807	467	1,465,103
<b>PROPORTION PER CENT.</b>															
1851 ...	1.88	7.38	11.91	13.32	12.29	9.81	13.28	11.58	8.72	6.30	2.44	0.91	0.14	0.04	100
1861 ...	2.27	9.27	10.08	9.87	11.70	10.63	12.85	10.97	9.85	7.75	3.19	1.32	0.21	0.04	100
1871 ...	2.41	9.28	11.44	11.25	9.71	8.59	13.73	10.07	9.29	8.27	4.07	1.56	0.28	0.05	100
1881 ...	1.97	8.91	11.91	11.60	10.86	9.08	12.35	11.04	8.56	7.54	4.13	1.75	0.25	0.05	100
1891 ...	1.83	7.87	10.75	11.70	11.74	8.94	12.61	10.71	10.02	7.24	4.21	1.97	0.36	0.05	100
1901 ...	1.83	7.70	9.95	10.22	10.80	9.95	14.37	10.78	9.70	8.27	4.23	1.81	0.33	0.06	100
1911 ...	1.88	7.88	9.84	9.61	9.54	8.24	14.55	11.74	8.79	6.63	8.16	2.74	0.36	0.04	106
1926 ...	1.86	7.80	9.55	9.88	9.57	7.90	13.62	11.70	10.85	7.51	6.45	2.75	0.53	0.03	100

\* See note (\*) on page 2.

TABLE 3.—Saorstát Éireann : Number of Marriages, Births, Deaths, and the Natural Increase (excess of Births over Deaths), 1864–1929.

PERIOD.	Marriages.	BIRTHS.							DEATHS.			Natural Increase.
		Total.	Legitimate.			Illegitimate.			Total.	Males.	Females	
			Total.	Males.	Females	Total.	Males.	Females				
Average, 1864-70	21,150	106,926	104,342	53,623	50,719	2,584	1,304	1,280	67,323	33,878	33,445	39,603
„ 1871-80	18,014	104,379	102,674	52,726	49,948	1,705	878	827	71,611	36,224	35,387	32,768
„ 1881-90	14,692	83,762	82,187	42,261	39,926	1,575	816	759	64,220	32,233	31,987	19,542
„ 1891-1900	14,805	73,995	72,527	37,229	35,298	1,468	753	715	58,994	29,468	29,526	15,001
„ 1901-10	15,325	71,380	69,912	35,912	34,000	1,468	754	714	58,577	27,031	26,546	17,803
„ 1911-20	15,785	66,507	64,912	33,391	31,521	1,595	815	780	51,453	26,131	25,322	15,054
1919 ...	17,201	61,829	60,161	31,113	29,048	1,668	834	834	55,776	28,141	27,635	6,053
1920 ...	17,276	67,015	65,196	33,641	31,555	1,819	949	870	45,521	23,129	22,392	21,494
1921 ...	15,102	61,010	59,407	30,468	28,939	1,603	865	738	44,537	23,038	21,499	16,473
1922 ...	15,141	58,849	57,329	29,530	27,799	1,520	814	706	44,547	22,748	21,799	14,302
1923 ...	15,632	61,690	60,066	30,960	29,106	1,624	848	776	42,217	21,561	20,656	19,473
1924 ...	14,822	63,402	61,725	31,865	29,860	1,677	848	829	45,180	22,821	22,359	18,222
1925 ...	13,820	62,069	60,407	30,947	29,460	1,662	871	791	43,650	22,118	21,532	18,419
1926 ...	13,570	61,176	59,460	30,533	28,927	1,716	849	867	41,740	20,844	20,896	19,436
1927 ...	13,418	60,054	58,296	29,714	28,582	1,758	892	866	43,677	21,812	21,865	16,377
1928 ...	13,716	59,176	57,388	29,405	27,983	1,788	922	866	41,792	20,933	20,859	17,384
Average, 1919-28	14,970	61,627	59,944	30,818	29,126	1,683	869	814	44,864	22,715	22,149	16,763
1929 ...	13,593	58,280	56,427	28,635	27,792	1,853	948	905	42,991	21,547	21,444	15,289

TABLE 4.—Annual Marriage, Birth and Death Rates, Infant Mortality (Deaths of Infants under one year per 1,000 Births), and Natural Increase, 1864–1929.

PERIOD.	MARRIAGES.	BIRTHS.					DEATHS.		Natural Increase per 1,000 of Population.
	Number per 1,000 Population	Per 1,000 Population.	Legitimate per 1,000 Population.	Illegitimate.		Births of Males per 1,000 Births of Females.	Rate per 1,000 Population.	Infant Mortality per 1,000 Births.	
				Per 1,000 Population.	Per 100 Total Births.				
1864-70	5.10	25.79	25.17	0.62	2.42	1,056	16.23	95.61	9.56
1871-80	4.54	26.31	25.88	0.43	1.63	1,056	18.06	96.80	8.25
1881-90	4.02	22.88	22.45	0.43	1.89	1,059	17.56	93.08	5.32
1891-1900	4.46	22.20	21.76	0.44	1.99	1,055	17.70	99.42	4.50
1901-10	4.84	22.54	22.08	0.46	2.06	1,056	16.91	91.37	5.63
1911-20	5.11	21.50	20.99	0.52	2.41	1,059	16.64	84.06	4.86
X 1919 ...	5.55	19.93	19.39	0.54	2.70	1,069	17.98	84.42	1.95
1920 ...	5.57	21.60	21.01	0.59	2.71	1,067	14.67	77.51	6.93
1921 ...	4.88	19.71	19.19	0.52	2.63	1,056	14.39	72.61	5.32
1922 ...	5.01	19.47	18.97	0.50	2.58	1,065	14.74	68.89	4.73
1923 ...	5.19	20.47	19.93	0.54	2.63	1,064	14.01	66.43	6.46
1924 ...	4.93	21.10	20.54	0.56	2.65	1,066	15.03	71.65	6.07
1925 ...	4.63	20.79	20.23	0.56	2.68	1,052	14.62	67.92	6.17
1926 ...	4.57	20.60	20.02	0.58	2.81	1,053	14.06	74.41	6.54
1927 ...	4.54	20.31	19.72	0.59	2.93	1,039	14.77	70.84	5.54
1928 ...	4.65	20.07	19.46	0.61	3.02	1,051	14.17	67.87	5.90
1919-28	4.95	20.40	19.85	0.56	2.73	1,058	14.84	72.26	5.56
1929 ...	4.61	19.78	19.15	0.63	3.18	1,031	14.59	70.38	5.19

TABLE 5.—Showing by Quarterly Periods the number of Marriages, Births and Deaths registered in Saorstát Éireann during each of the years 1919-29, with the average annual rates for the ten years 1919-28 and for 1929 per 1,000 of the population represented thereby.

YEAR	Marriages.															Births.					Deaths.				
	Catholic.					All Other.					Total.					Quarter ending the last day of					Quarter ending the last day of				
	Quarter ending the last day of				Total.	Quarter ending the last day of				Total.	Quarter ending the last day of				Total.	Quarter ending the last day of				Total.	Quarter ending the last day of				Total.
	Mar.	June.	Sept.	Dec.		Mar.	June.	Sept.	Dec.		Mar.	June.	Sept.	Dec.		March.	June.	Sept.	Dec.		March.	June.	Sept.	Dec.	
1919 ... ..	4,250	3,714	4,106	3,539	15,609	314	388	520	370	1,592	4,564	4,102	4,626	3,909	17,201	15,473	16,453	14,670	15,233	61,829	20,191	15,020	9,694	10,871	55,776
1920 ... ..	4,849	3,851	3,760	3,195	15,655	335	465	486	335	1,621	5,184	4,316	4,246	3,530	17,276	18,028	18,468	15,998	14,521	67,015	12,538	12,609	9,541	10,833	45,521
1921 ... ..	3,735	3,418	3,493	3,054	13,700	318	377	405	302	1,402	4,053	3,795	3,898	3,356	15,102	15,550	16,184	15,272	14,004	61,010	12,992	11,861	9,835	9,849	44,537
1922 ... ..	4,450	3,413	3,047	3,005	13,915	331	331	324	240	1,226	4,781	3,744	3,371	3,245	15,141	14,899	15,692	14,456	13,802	58,849	13,676	12,517	8,713	9,641	44,547
1923 ... ..	3,942	3,894	3,670	3,070	14,576	193	278	336	249	1,056	4,135	4,172	4,006	3,319	15,632	15,201	16,264	15,458	14,767	61,690	11,840	11,363	8,734	10,280	42,217
1924 ... ..	4,234	3,155	3,446	3,000	13,835	191	259	313	224	987	4,425	3,414	3,759	3,224	14,822	15,989	16,567	16,432	14,414	63,402	14,534	11,938	8,933	9,775	45,180
1925 ... ..	3,919	3,030	3,181	2,767	12,897	192	269	278	184	923	4,111	3,299	3,459	2,951	13,820	15,245	16,426	16,057	14,341	62,069	12,998	11,733	9,073	9,846	43,650
1926 ... ..	3,589	3,015	3,188	2,808	12,600	177	275	309	209	970	3,766	3,290	3,497	3,017	13,570	14,824	16,228	15,600	14,524	61,176	11,548	10,898	8,746	10,548	41,740
1927 ... ..	3,642	2,847	3,156	2,856	12,501	171	228	295	223	917	3,813	3,075	3,451	3,079	13,418	14,892	15,834	15,302	14,026	60,054	13,410	11,816	8,651	9,800	43,677
1928 ... ..	3,572	2,995	3,245	2,970	12,782	176	256	312	190	934	3,748	3,251	3,557	3,160	13,716	14,593	15,840	14,868	13,875	59,176	12,578	11,062	8,561	9,591	41,792
Average for ten years, 1919-1928	4,018	3,333	3,429	3,027	13,807	240	313	358	252	1,163	4,258	3,646	3,787	3,279	14,970	15,469	16,396	15,411	14,351	61,627	13,631	12,082	9,048	10,103	44,86
1929 ... ..	3,177	3,106	3,427	2,960	12,670	165	277	293	188	923	3,342	3,383	3,720	3,148	13,593	14,151	15,345	14,993	13,791	58,280	13,960	10,895	8,524	9,612	42,991
Equivalent Annual Rate per 1,000 living:—																									
Average, 1919-1928	5.7	4.8	4.9	4.3	4.9	4.3	5.6	6.4	4.5	5.2	5.6	4.8	5.0	4.3	5.0	20.5	21.7	20.4	19.0	20.4	18.1	16.0	12.0	13.4	14.9
1929 ... ..	4.7	4.6	5.0	4.3	4.6	3.0	5.1	5.4	3.4	4.2	4.5	4.6	5.1	4.3	4.6	19.2	20.8	20.4	18.7	19.8	19.0	14.8	11.6	13.1	14.6

9

TABLE 6.—Deaths of Legitimate and Illegitimate Infants under one year of age, with rates per 1,000 of corresponding Births, in the years 1923-29.

		INFANT MORTALITY.						
		1923.	1924.	1925.	1926.	1927.	1928.	1929.
Legitimate	Numbers	3,539	4,014	3,739	3,999	3,748	3,467	3,556
	Rates ...	59	65	62	67	64	60	63
Illegitimate	Numbers	559	529	477	553	506	549	546
	Rates ...	344	315	287	322	288	307	295

TABLE 7.—Deaths from various Causes, 1864-1910.

CAUSES OF DEATH.	ANNUAL AVERAGE NUMBER OF DEATHS					ANNUAL AVERAGE RATES PER 100,000 OF POPULATION.				
	1864-70	1871-80	1881-90	1891-1900	1901-10	1864-70	1871-80	1881-90	1891-1900	1901-10
ALL CAUSES ...	67,323	71,611	64,220	58,994	53,577	1622.7	1806.4	1756.2	1770.1	1691.4
Enteric fever ...	2,973	660*	514	492	263	71.5	16.7*	14.1	14.7	8.3
Typhus ...		575*	462	166	60		14.5*	12.5	5.0	1.9
Simple continued fever ...		1,067*	393	110	26		26.9*	10.6	3.3	0.8
Small-pox... ..	150	628	7	21	5	3.5	15.8	0.2	0.6	0.2
Measles ... ..	702	882	654	515	348	17.0	22.2	17.9	15.5	11.0
Scarlet fever ... ..	2,001	1,640	720	291	110	48.1	41.3	19.5	8.7	3.5
Whooping-cough ... ..	1,257	1,366	1,037	821	661	30.3	34.5	28.4	24.7	20.9
Diphtheria ... ..	196	214	206	177	228	4.7	5.4	5.6	5.3	7.2
Influenza ... ..	127	69	155	1,537	963	3.0	1.7	4.4	46.3	30.4
Simple cholera ... ..	455	56	28	70	775	10.9	1.4	0.8	2.1	24.4
Dysentery ... ..	404	198	986	942		9.7	5.0	26.9	28.3	
Diarrhoea ... ..	1,456	1,300				35.1	32.8			
Pulmonary Tuberculosis ... ..	6,777	6,960	7,026	6,669	6,263	163.4	175.5	192.3	200.2	197.6
Other Tuberculous diseases ... ..	—	—	1,904	1,938	1,774	—	—	52.0	58.2	56.0
Cancer ... ..	—	—	1,362	1,608	2,157	—	—	37.4	48.3	68.2
Pneumonia ... ..	10,169	10,605	11,217	9,522	2,661†	244.9	267.7	306.5	285.4	84.4†
Other respiratory diseases ... ..					6,334†					200.8†
Puerperal sepsis ... ..	234	274	244	199	150	5.7	6.9	6.7	6.0	4.8
Other puerperal conditions ... ..	516	456	370	299	260	12.4	11.5	10.1	9.0	8.2
Suicide ... ..	1,650	1,531	80*	90	96	39.8	38.6	2.2*	2.7	3.0
Other violence ... ..			1,286*	1,281	1,156			35.4*	38.5	36.5

\* Average for 9 years 1872-80.

† Average for 7 years 1904-10.

TABLE 7A.—Number of Deaths from various causes, 1911–1929, with similar particulars for Northern Ireland during 1929 and 1919–28.

Inter-national List Nos.	CAUSES OF DEATH.	1911	1912	1913	1914	1915	1916	1917	1918	1919	1920	Annual Average 1911-20.
	ALL CAUSES ...	51,149	50,489	52,184	49,674	53,713	50,627	51,713	53,682	55,776	45,521	51,453
1	Enteric fever ...	267	184	204	207	181	209	191	190	132	180	195
2	Typhus ...	33	33	47	27	29	27	38	29	24	30	32
6	Small-pox ...	.	.	.	.	.	.	.	.	.	.	.
7	Measles ...	332	594	555	691	307	218	372	437	99	227	383
8	Scarlet fever ...	193	202	142	223	236	184	74	56	64	109	148
9	Whooping-cough ...	531	506	488	453	486	525	375	499	287	795	494
10	Diphtheria ...	266	249	196	205	232	200	187	152	185	378	225
11	Influenza ...	682	643	786	435	1,082	712	1,004	6,788	7,468	696	2,030
16	Dysentery ...	13	16	19	21	20	17	17	12	29	18	18
23	Encephalitis lethargica	.	.	.	.	.	.	.	.	4	17	2
24	Meningococcal meningitis.	16	15	11	12	65	40	44	46	25	21	30
31	Tuberculosis of respiratory system.	5,237	5,231	5,176	5,020	5,431	5,160	5,320	5,142	4,532	3,975	5,027
32-7	Other tuberculosis ...	1,366	1,330	1,340	1,324	1,294	1,311	1,346	1,350	1,307	1,147	1,312
43-9	Cancer, malignant disease.	2,427	2,510	2,668	2,567	2,553	2,679	2,633	2,618	2,672	2,588	2,591
57	Diabetes ...	247	264	267	259	274	239	252	209	209	235	245
74	Cerebral hæmorrhage ...	1,367	1,357	1,444	1,427	1,514	1,439	1,500	1,287	1,438	1,375	1,415
87-90	Heart disease ...	5,066	5,213	5,310	5,367	5,682	5,373	5,255	4,603	5,020	4,591	5,148
91b	Arterio-sclerosis ...	83	85	105	89	103	101	127	119	149	137	110
99	Bronchitis ...	4,587	4,608	4,529	4,145	5,027	4,164	4,544	3,761	4,355	3,516	4,324
100-1	Pneumonia all forms ...	2,693	2,702	2,551	2,398	2,789	2,544	2,702	3,928	3,601	2,626	2,853
97-8 102-7	Other diseases of respiratory system.	844	880	869	865	857	808	837	726	802	701	819
111	Ulcer of stomach or duodenum.	221	229	226	246	226	242	233	240	222	204	229
113	Diarrhoea & enteritis under 2 years.	1,388	584	1,259	814	813	767	697	610	634	571	814
117	Appendicitis ...	102	109	140	127	140	111	150	133	121	161	129
122	Cirrhosis of liver ...	239	223	223	244	215	197	138	130	113	109	183
128-9	Acute & chr. nephritis...	1,089	1,171	1,203	1,164	1,153	1,213	1,203	1,111	1,124	1,065	1,150
146	Puerperal sepsis ...	117	164	139	164	139	159	101	93	96	122	129
143-5 147- 150	Other accidents and diseases of pregnancy and parturition.	226	239	233	196	219	213	197	202	195	204	212
159- 161	Congenital debility and malformation: premature birth.	2,304	2,128	2,341	2,102	2,156	2,073	2,069	1,902	1,953	1,987	2,101
165- 174	Suicide ...	95	116	103	90	81	68	53	65	83	61	82
175- 203	Other violent deaths ...	1,209	1,085	1,163	1,187	1,232	1,548	1,199	926	881	1,218	1,165
—	Other defined diseases...	16,665	16,164	16,935	16,243	17,724	16,831	17,515	15,079	16,565	15,246	16,497
204-5	Causes ill-defined or unknown.	1,194	1,655	1,512	1,362	1,453	1,255	1,340	1,239	1,387	1,211	1,361

Table 7A (contd.).—Number of Deaths from various causes, 1911-1929.

Inter- national List Nos.	CAUSES OF DEATH.	SAORSTÁT ÉIREANN.										NORTHERN IRELAND.	
		1921.	1922.	1923.	1924.	1925.	1926.	1927.	1928.	Annual Average 1919-28.	1929.	1929.	Annual Average 1919-28.
	ALL CAUSES. ...	44,537	44,547	42,217	45,180	43,650	41,740	43,677	41,792	44,864	42,991	19,822	19,687
1	Enteric fever ...	140	96	142	123	105	126	98	94	124	88	42	39
2	Typhus ...	17	18	19	5	9	8	11	7	15	7	1	4
6	Small-pox ...	.	.	.	.	.	.	.	.	.	.	.	.
7	Measles ...	141	458	171	198	198	519	175	369	256	139	191	171
8	Scarlet fever ...	110	73	66	65	70	134	81	79	85	62	40	90
9	Whooping-cough ...	216	201	454	621	429	258	448	279	399	393	250	232
10	Diphtheria ...	461	401	285	186	158	197	218	225	269	304	74	106
11	Influenza ...	648	1,812	621	2,073	1,171	654	2,099	858	1,810	1,659	1,335	746
16	Dysentery ...	27	9	15	4	13	6	13	8	14	9	.	2
23	Encephalitis lethargica	31	19	16	55	51	43	57	46	34	34	37	28
24	Meningococcal meningitis.	23	11	17	28	12	17	12	18	18	21	6	8
31	Tuberculosis of respiratory system.	3,864	3,694	3,524	3,692	3,667	3,369	3,409	3,189	3,691	2,999	1,219	1,597
32-7	Other tuberculosis ...	960	920	944	890	1,006	993	892	858	992	876	392	526
43-9	Cancer, malignant disease.	2,609	2,523	2,730	2,903	2,801	3,021	3,113	3,190	2,815	3,116	1,469	1,354
51	Rheumatic fever ...	114	100	101	82	90	109	94	100	99*	108	97	62*
57	Diabetes ...	215	239	224	212	222	226	232	232	225	229	115	125
74	Cerebral hæmorrhage ...	1,263	1,303	1,365	1,329	1,312	1,339	1,363	1,465	1,355	1,463	1,055	991
87-90	Heart disease ...	4,427	4,609	4,643	4,792	4,965	4,656	5,031	5,117	4,785	5,616	2,782	2,571
91b	Arterio-sclerosis ...	152	147	150	202	197	221	230	257	184	252	221	167
99	Bronchitis ...	3,013	3,345	2,866	2,926	2,654	2,433	2,610	2,427	3,015	2,696	1,348	1,445
100-1	Pneumonia, all forms ...	2,303	2,792	2,102	2,667	2,338	2,314	2,833	2,358	2,598	2,608	1,486	1,326
97-8 102-7	Other diseases of respiratory system.	678	714	681	763	737	666	684	758	718	790	333	239
111	Ulcer of stomach or duodenum.	201	216	267	292	270	264	271	340	255	284	144	118
113	Diarrhœa and enteritis under 2 years.	883	443	513	515	640	815	493	569	608	559	251	323
117	Appendicitis ...	139	147	164	159	156	189	185	194	161	154	89	93
122	Cirrhosis of liver ...	118	98	94	88	90	113	106	89	102	91	30	30
123-9	Acute and chr. nephritis.	1,024	996	1,043	1,062	1,128	1,145	1,117	1,213	1,092	1,271	480	448
146	Puerperal sepsis ...	108	118	117	102	105	115	77	103	106	80	37	147
143-5 147- 150	Other accidents and diseases of pregnancy and parturition.	194	215	180	201	186	184	194	189	194	159	88	
159- 161	Congenital debility and malformation: premature birth.	1,752	1,580	1,658	1,879	1,783	1,841	1,698	1,661	1,779	1,709	903	1,038
165- 174	Suicide ...	79	65	74	96	88	97	96	98	84	111	71	60
175- 203	Other violent deaths ...	2,031	1,366	1,315	833	728	792	749	785	1,070	860	437	484
—	Other defined diseases...	14,611	14,220	14,016	14,700	14,824	13,636	13,972	13,702	14,529	13,317	4,653	4,828
204-5	Causes ill-defined or unknown	1,985	1,599	1,640	1,437	1,447	1,240	1,016	915	1,388	927	146	239

\* Average for 8 years.

TABLE 8.—Death-rates from various Causes, per 100,000 population, 1911-1929, with similar particulars for Northern Ireland, during 1929 and 1919-28.

Inter-national List Nos.	CAUSES OF DEATH.	SAORSTÁT ÉIREANN.										Annual Average 1911-20.
		1911.	1912.	1913.	1914.	1915.	1916.	1917.	1918.	1919.	1920.	
	ALL CAUSES ...	1633.1	1618.2	1681.7	1606.5	1750.7	1650.2	1687.2	1750.9	1798.1	1467.0	1664.4
1	Enteric fever ...	8.5	5.9	6.6	6.7	5.9	6.8	6.2	6.2	4.3	5.8	6.3
2	Typhus ...	1.1	1.1	1.5	0.9	0.9	0.9	1.2	1.0	0.8	1.0	1.0
6	Small-pox ...	.	.	.	.	.	.	.	.	.	.	.
7	Measles ...	10.6	19.0	17.9	22.3	10.0	7.0	12.1	14.3	3.2	7.3	12.4
8	Scarlet fever ...	6.2	6.5	4.6	7.2	7.7	6.0	2.4	1.8	2.1	3.5	4.8
9	Whooping-cough ...	17.0	16.2	15.7	14.7	15.8	17.1	12.2	16.3	9.3	25.6	16.0
10	Diphtheria ...	8.5	8.0	6.3	6.6	7.6	6.5	6.1	5.0	6.0	12.2	7.3
11	Influenza ...	21.8	20.6	25.3	14.1	35.3	23.2	32.8	221.4	240.7	22.4	65.8
16	Dysentery ...	0.4	0.5	0.6	0.7	0.6	0.6	0.6	0.4	0.9	0.6	0.6
23	Encephalitis lethargica	.	.	.	.	.	.	.	.	0.1	0.5	0.1
24	Meningococcal meningitis	0.5	0.5	0.4	0.4	2.1	1.3	1.4	1.5	0.8	0.7	1.0
31	Tuberculosis of respiratory system.	168.8	167.7	166.8	162.4	177.0	168.2	173.6	167.7	146.1	128.1	162.6
32-7	Other tuberculosis ...	43.6	42.6	43.2	42.8	42.2	42.7	43.9	44.0	42.1	37.0	42.4
43-9	Cancer, malignant disease	77.5	80.4	86.0	83.0	83.2	87.3	85.9	85.4	86.1	83.4	83.8
57	Diabetes ...	7.9	8.5	8.6	8.4	8.9	7.8	8.2	6.8	6.7	7.6	7.9
74	Cerebral hæmorrhage ...	43.6	43.5	46.5	46.2	49.3	46.9	48.9	42.0	46.4	44.3	45.8
87-90	Heart disease ...	161.7	167.1	171.1	173.6	185.2	175.1	171.5	150.1	161.8	148.0	166.5
91b	Arterio-sclerosis ...	2.6	2.7	3.4	2.9	3.4	3.3	4.1	3.9	4.8	4.4	3.5
99	Bronchitis ...	146.5	147.7	146.0	134.0	163.9	135.7	148.3	122.7	140.4	113.3	139.8
100-1	Pneumonia, all forms ...	86.0	86.6	82.2	77.5	90.9	82.9	88.2	128.1	116.1	84.6	92.3
97-8 102-7	Other diseases of respiratory system.	26.9	28.2	27.9	28.0	27.9	26.3	27.3	23.7	25.9	22.6	26.5
111	Ulcer of stomach or duodenum.	7.1	7.3	7.3	8.0	7.4	7.9	7.6	7.8	7.2	6.6	7.4
113	Diarrhœa and Enteritis under 2 years.	44.3	18.7	40.6	26.3	26.5	25.0	22.8	19.9	20.4	18.4	26.3
117	Appendicitis ...	3.3	3.5	4.5	4.1	4.6	3.6	4.9	4.3	3.9	5.2	4.2
122	Cirrhosis of liver ...	7.6	7.1	7.2	7.9	7.0	6.4	4.5	4.3	3.6	3.5	5.9
128-9	Acute and chronic nephritis.	34.8	37.5	38.8	37.6	37.6	39.6	39.3	36.2	36.2	34.3	37.2
146	Puerperal sepsis ...	3.7	5.3	4.5	5.3	4.5	5.2	3.3	3.0	3.1	3.9	4.2
143-5 147- 150	Other accidents and diseases of pregnancy and parturition.	7.2	7.7	7.5	6.3	7.1	7.0	6.4	6.6	6.3	6.6	6.9
159- 161	Congenital debility and Malformation: premature birth.	73.6	68.2	75.4	68.0	70.3	67.7	67.5	62.0	63.0	64.0	68.0
165- 174	Suicide ...	3.0	3.7	3.3	2.9	2.6	2.2	1.7	2.1	2.7	2.0	2.6
175- 203	Other violent deaths ...	38.6	34.8	37.5	38.4	40.2	50.5	39.1	30.2	28.4	39.3	37.7
—	Other defined diseases	532.1	518.1	545.8	525.3	577.7	548.6	571.5	491.8	534.0	491.3	533.6
204-5	Causes ill-defined or unknown.	38.1	53.0	48.7	44.0	47.4	40.9	43.7	40.4	44.7	39.0	44.0



TABLE 8 (contd.).—Death-rates from various Causes, per 100,000 population, 1911-1929.

Inter-national List Nos.	CAUSE OF DEATH.	SAORSTÁT ÉIREANN.									NORTHERN IRELAND.		
		1921.	1922.	1923.	1924.	1925.	1926.	1927.	1928.	Annual Average 1919-28.	1929.	Annual Average 1919-28.	
	ALL CAUSES ...	1438.5	1474.1	1400.7	1503.5	1462.3	1405.9	1477.1	1417.2	1484.4	1459.3	1590.9	1567.0
1	Enteric fever ...	4.5	3.2	4.7	4.1	3.5	4.2	3.3	3.2	4.1	3.0	3.4	3.1
2	Typhus ...	0.5	0.6	0.6	0.2	0.3	0.3	0.4	0.2	0.5	0.2	0.1	0.3
6	Small-pox ...	.	.	.	.	.	.	.	.	.	.	.	.
7	Measles ...	4.6	15.1	5.7	6.6	6.6	17.5	5.9	12.5	8.5	4.7	15.3	13.6
8	Scarlet fever ...	3.6	2.4	2.2	2.2	2.3	4.5	2.7	2.7	2.8	2.1	3.2	7.2
9	Whooping-cough ...	7.0	6.6	15.1	20.7	14.4	8.7	15.2	9.5	13.2	13.3	20.1	18.5
10	Diphtheria ...	14.9	13.3	9.5	6.2	5.3	6.6	7.4	7.6	8.9	10.3	5.9	8.4
11	Influenza ...	20.9	60.0	20.6	69.0	39.2	22.0	71.0	29.1	59.5	56.3	107.1	59.4
16	Dysentery ...	0.9	0.3	0.5	0.1	0.4	0.2	0.4	0.3	0.5	0.3	.	0.2
23	Encephalitis lethargica...	1.0	0.6	0.5	1.8	1.7	1.5	1.9	1.6	1.1	1.2	3.0	2.3
24	Meningococcal meningitis.	0.7	0.4	0.6	0.9	0.4	0.6	0.4	0.6	0.6	0.7	0.5	0.6
31	Tuberculosis of respiratory system.	124.8	122.2	116.9	122.9	122.9	113.5	115.3	108.2	122.1	101.8	97.8	127.1
32-7	Other tuberculosis ...	31.0	30.4	31.3	29.6	33.7	33.4	30.2	29.1	32.8	29.7	31.5	41.9
43-9	Cancer, malignant disease.	84.3	83.5	90.6	96.6	93.9	101.7	105.2	108.2	93.3	105.8	117.9	107.8
51	Rheumatic fever ...	3.7	3.3	3.4	2.7	3.0	3.7	3.2	3.4	3.3*	3.7	7.8	4.9*
57	Diabetes ...	6.9	7.9	7.4	7.1	7.4	7.6	7.8	7.9	7.4	7.8	9.2	9.9
74	Cerebral hæmorrhage ...	40.8	43.1	45.3	44.2	44.0	45.1	46.1	49.7	44.9	49.7	84.7	78.9
87-90	Heart disease ...	143.0	152.5	154.0	159.5	166.3	156.8	170.1	173.5	158.5	190.6	223.3	204.6
91b	Arterio-sclerosis ...	4.0	4.9	5.0	6.7	6.6	7.4	7.8	8.7	6.1	8.6	17.7	13.3
99	Bronchitis ...	97.3	110.7	95.1	97.4	88.9	81.9	88.3	82.3	99.6	91.5	108.2	115.0
100-1	Pneumonia, all forms ...	74.4	92.4	69.7	88.8	78.3	77.9	95.8	80.0	85.8	88.5	119.3	105.6
97-8 102-7	Other diseases of respiratory system.	21.9	23.6	22.6	25.4	24.7	22.4	23.1	25.7	23.8	26.8	26.7	23.0
111	Ulcer of stomach or duodenum.	6.5	7.1	8.9	9.7	9.0	8.9	9.2	11.5	8.5	9.6	11.6	9.4
113	Diarrhoea and enteritis (under 2 years).	28.5	14.7	17.0	17.1	21.5	27.5	16.7	19.3	20.1	19.0	20.1	25.7
117	Appendicitis ...	4.5	4.9	5.4	5.3	5.2	6.4	6.3	6.6	5.4	5.2	7.1	7.4
122	Cirrhosis of liver ...	3.8	3.2	3.1	2.9	3.0	3.8	3.6	3.0	3.3	3.1	2.4	2.4
128-9	Acute and chronic nephritis.	33.1	33.0	34.6	35.3	37.8	38.6	37.8	41.1	36.2	43.2	38.5	35.6
146	Puerperal sepsis ...	3.5	3.9	3.9	3.4	3.5	3.9	2.6	3.5	3.5	2.7	3.0	11.7
143-5 147- 150	Other accidents and diseases of pregnancy and parturition.	6.3	7.1	6.0	6.7	6.3	6.2	6.5	6.4	6.4	5.4	7.1	11.7
159- 161	Congenital debility and malformation: premature birth.	56.6	52.3	55.0	62.5	59.7	62.0	57.4	56.3	58.9	58.0	72.5	82.6
165- 174	Suicide ...	2.5	2.2	2.5	3.2	3.0	3.3	3.2	3.3	2.8	3.8	5.7	4.8
175- 203	Other violent deaths ...	65.6	45.2	43.6	27.7	24.4	26.7	25.3	26.6	35.3	29.2	35.1	38.5
—	Other defined diseases...	471.9	470.6	465.0	489.2	496.6	459.3	472.6	464.6	480.8	452.0	373.4	384.2
204-5	Causes ill-defined or unknown.	64.1	52.9	54.4	47.8	48.5	41.8	34.4	31.0	45.9	31.5	11.7	19.1

\* Average for 8 years.

TABLE 9.—Saorstát Éireann. Number of Deaths of Persons in thirteen age-groups, registered during the years 1864-1929.

PERIOD	All Ages	Under 5 Years	5—	10—	15—	20—	25—	35—	45—	55—	65—	75—	85—	95 and up
Average 1864-70	67,323*	17,560	2,622	1,483	1,801	2,435	4,357	3,932	5,289	8,219	9,555	7,224	2,263	503
„ 1871-80	71,611*	17,473	2,564	1,573	2,085	2,328	4,263	4,155	4,924	8,640	10,909	9,303	2,728	622
„ 1881-90	64,220	13,376	2,023	1,461	2,066	2,360	3,961	3,915	4,849	7,519	10,043	9,268	2,891	488
„ 1891-1900	58,994	11,623	1,464	1,201	1,892	2,236	3,901	3,515	4,603	7,137	8,877	8,749	3,228	568
„ 1901-10	53,577	10,112	1,187	934	1,496	1,825	3,736	3,409	4,062	6,681	9,214	7,673	2,759	489
„ 1911-20	51,453	8,699	1,079	841	1,359	1,595	3,259	3,507	3,996	5,343	9,771	8,974	2,663	367
1919	55,776	8,293	1,260	993	1,781	2,153	4,192	3,963	4,611	5,804	9,702	9,779	2,894	351
1920	45,521	7,826	997	702	1,190	1,368	2,534	2,889	3,554	4,752	8,417	8,396	2,576	320
1921	44,537	6,633	908	716	1,186	1,544	2,536	3,102	3,283	5,125	8,255	8,351	2,554	344
1922	44,547	6,537	867	640	1,097	1,422	2,481	2,751	3,477	5,595	8,715	8,117	2,541	307
1923	42,217	6,071	768	648	1,064	1,310	2,311	2,573	3,606	5,097	8,014	7,871	2,580	304
1924	45,180	6,889	662	604	1,008	1,240	2,312	2,617	3,968	5,506	9,012	8,285	2,794	283
1925	43,650	6,356	639	581	1,044	1,167	2,301	2,483	3,698	5,372	8,700	8,111	2,815	333
1926	41,740	6,781	784	570	963	1,077	2,128	2,457	3,682	5,247	8,287	6,961	2,516	287
1927	43,677	6,396	739	500	978	1,083	2,243	2,529	3,822	5,677	9,043	7,567	2,813	287
1928	41,792	5,963	698	506	897	1,055	1,951	2,263	3,754	5,622	8,946	7,109	2,753	275
Average 1919-28	44,864	6,774	837	646	1,121	1,342	2,499	2,763	3,746	5,380	8,709	8,054	2,684	309
1929	42,991	5,992	714	500	879	1,035	1,977	2,360	3,796	5,896	9,518	7,428	2,639	257

Rates per 1,000 of corresponding population.

1864-70	16.23	35.11	5.59	3.17	4.13	6.30	7.89	9.31	13.82	24.94	61.15	123.79	223.68	290.42
1871-80	18.06	37.97	5.41	3.35	5.13	6.69	8.45	10.18	14.31	28.38	66.37	143.83	273.29	347.68
1881-90	17.56	34.52	4.75	3.32	4.96	6.93	8.85	10.21	14.64	28.52	66.19	135.84	265.52	293.98
1891-1900	17.70	35.51	4.15	3.20	4.96	6.89	8.71	10.11	14.51	28.10	62.96	139.82	280.11	361.55
1901-10	16.91	32.68	3.74	2.92	4.59	6.15	8.12	9.43	14.07	28.86	49.11	109.45	260.95	379.07
1911-20	16.64	28.93	3.58	2.80	4.56	6.15	7.48	9.52	13.47	25.18	44.78	112.87	224.61	373.35
1919 ...	17.98	27.47	4.17	3.27	5.95	8.33	9.68	10.76	14.87	26.36	45.67	123.71	230.27	367.15
1920 ...	14.67	25.91	3.30	2.31	3.97	5.29	5.85	7.84	11.46	21.58	39.61	106.18	204.90	334.72
1921 ...	14.39	22.08	3.04	2.34	3.97	6.07	5.98	8.54	10.03	22.28	40.94	107.63	188.50	380.11
1922 ...	14.74	22.28	2.97	2.15	3.77	5.73	6.00	7.76	10.89	24.93	44.23	106.97	191.67	346.89
1923 ...	14.01	20.75	2.64	2.18	3.66	5.30	5.60	7.27	11.32	22.77	40.78	104.01	195.16	343.89
1924 ...	15.03	23.62	2.28	2.04	3.48	5.03	5.62	7.42	12.50	24.67	46.00	109.80	211.99	321.59
1925 ...	14.62	21.93	2.39	1.97	3.63	4.76	5.63	7.09	11.72	24.23	44.71	108.21	215.01	381.00
1926 ...	14.06	23.59	2.75	1.93	3.36	4.48	5.34	7.13	11.11	22.75	45.22	94.98	179.46	348.65
1927 ...	14.77	22.34	2.61	1.70	3.44	4.53	5.66	7.37	11.59	24.71	49.54	103.66	201.46	350.07
1928 ...	14.17	20.89	2.47	1.72	3.15	4.42	4.93	6.61	11.41	24.54	49.14	97.66	197.70	336.34
Average 1919-28	14.84	23.09	2.86	2.16	3.84	5.39	6.03	7.78	11.69	23.88	44.58	106.28	201.61	351.04
1929 ...	14.59	21.01	2.53	1.71	3.10	4.35	5.00	6.90	11.55	25.76	52.34	102.14	189.71	314.57

\* During 1864-70 the ages at death were unspecified for an average annual number of 80 persons, and during 1871-80 for an average annual number of 44 persons.

TABLE 9 (contd.).—Number of Deaths of **Males** in thirteen age-groups, registered during the years 1864-1929.

PERIOD	All Ages	Under 5 Years	5—	10—	15—	20—	25—	35—	45—	55—	65—	75—	85—	95 and up
Average 1864-70	33,878*	9,343	1,313	717	904	1,330	2,212	1,928	2,698	4,046	4,623	3,417	1,084	214
„ 1871-80	36,224*	9,276	1,261	732	1,014	1,250	2,149	2,113	2,532	4,249	5,459	4,556	1,326	278
„ 1881-90	32,233	7,140	982	653	962	1,270	1,966	1,901	2,495	3,660	4,888	4,636	1,462	218
„ 1891-1900	29,468	6,240	710	518	859	1,194	2,003	1,731	2,295	3,486	4,275	4,248	1,639	270
„ 1901-10	27,031	5,444	566	398	680	964	1,954	1,740	2,050	3,258	4,541	3,827	1,379	230
„ 1911-20	26,131	4,703	514	375	656	858	1,689	1,825	2,138	2,723	4,732	4,407	1,339	172
1919 ...	23,141	4,523	600	425	894	1,174	2,185	2,042	2,399	2,908	4,631	4,735	1,457	168
1920 ...	23,129	4,227	490	297	581	738	1,288	1,465	1,917	2,526	4,079	4,069	1,297	155
1921 ...	23,038	3,608	430	346	607	894	1,390	1,617	1,800	2,640	4,179	4,023	1,330	174
1922 ...	22,748	3,652	442	294	524	801	1,253	1,412	1,875	2,921	4,246	3,954	1,220	154
1923 ...	21,561	3,320	395	288	481	769	1,190	1,278	1,971	2,642	3,997	3,831	1,249	150
1924 ...	22,321	3,796	348	286	467	650	1,112	1,248	2,132	2,885	4,435	3,929	1,307	136
1925 ...	22,118	3,474	342	276	500	571	1,072	1,242	1,934	2,841	4,351	3,966	1,397	152
1926 ...	20,844	3,676	363	239	452	534	993	1,177	1,883	2,724	4,116	3,365	1,197	125
1927 ...	21,812	3,483	375	236	461	535	1,074	1,228	1,993	3,014	4,477	3,491	1,314	131
1928 ...	20,933	3,226	346	234	444	510	933	1,086	1,895	2,965	4,425	3,461	1,274	134
Average 1919-28	22,715	3,698	413	292	541	718	1,249	1,380	1,980	2,807	4,294	3,882	1,313	148
1929 ...	21,547	3,307	362	247	399	509	913	1,163	1,977	3,191	4,727	3,417	1,217	118

Rates per 1,000 of corresponding population.

1864-70 ...	16.49	36.85	5.53	3.00	4.22	7.07	8.24	9.55	14.86	25.55	60.25	125.94	229.32	304.84
1871-80 ...	18.55	39.78	5.26	3.05	5.08	7.32	8.88	10.76	15.38	29.21	66.54	144.84	281.05	388.27
1881-90 ...	17.71	36.33	4.55	2.91	4.62	7.31	9.05	10.44	15.56	28.84	65.40	136.47	274.71	319.65
1891-1900...	17.65	37.57	3.97	2.70	4.47	7.16	9.00	10.32	15.12	28.03	60.82	137.46	285.39	410.33
1901-10 ...	16.90	34.68	3.51	2.44	4.12	6.32	8.44	9.48	14.40	28.73	50.27	111.41	267.66	434.78
1911-20 ...	16.73	30.81	3.35	2.45	4.31	6.32	7.72	9.60	13.99	25.45	46.20	116.64	242.44	410.50
1919 ...	17.61	29.01	3.85	2.70	5.74	8.56	9.89	10.64	14.73	25.51	45.29	125.37	247.70	402.88
1920 ...	14.47	27.12	3.14	1.89	3.73	5.38	5.83	7.64	11.77	22.16	39.89	107.74	220.50	371.70
1921 ...	14.41	23.19	2.78	2.18	3.91	6.64	6.43	8.60	10.41	21.81	42.46	110.44	213.07	437.19
1922 ...	14.88	24.55	2.98	1.94	3.53	6.22	6.06	7.85	11.34	25.24	45.12	113.52	204.39	405.26
1923 ...	14.13	22.36	2.67	1.90	3.24	5.98	5.77	7.12	11.94	22.87	42.55	110.20	209.67	394.74
1924 ...	15.00	25.65	2.36	1.89	3.16	5.07	5.41	6.98	12.96	25.06	47.37	113.39	235.30	359.79
1925 ...	14.63	23.62	2.34	1.84	3.40	4.48	5.24	6.98	11.83	24.82	46.75	115.14	236.70	404.26
1926 ...	13.85	25.18	2.51	1.58	3.09	4.29	5.00	6.80	10.92	22.58	46.32	102.07	192.47	350.58
1927 ...	14.55	23.96	2.60	1.57	3.18	4.32	5.42	7.12	11.60	25.08	50.57	106.32	212.13	368.88
1928 ...	13.99	22.23	2.41	1.56	3.06	4.12	4.71	6.31	11.06	24.73	50.09	105.61	206.08	378.08
Average 1919-28	14.75	24.69	2.76	1.91	3.60	5.51	5.98	7.60	11.86	23.99	45.64	110.98	217.80	387.34
1929 ...	14.40	22.79	2.52	1.65	2.75	4.12	4.62	6.76	11.53	26.61	53.50	104.25	196.83	332.39

\* During 1864-70 the ages at death were unspecified for an average annual number of 49 males, and during 1871-80 for an average annual number of 29 males.

TABLE 9 (contd.).—Number of Deaths of Females in thirteen age-groups, registered during the years 1864-1929.

PERIOD	All Ages	Under 5 Years	5—	10—	15—	20—	25—	35—	45—	55—	65—	75—	85—	95 and up.
Average 1864-70	33,445*	8,217	1,309	766	897	1,105	2,145	2,004	2,591	4,173	4,932	3,807	1,179	289
„ 1871-80	35,387*	8,197	1,303	841	1,071	1,078	2,114	2,042	2,392	4,391	5,450	4,747	1,402	344
„ 1881-90	31,987	6,236	1,041	808	1,104	1,090	1,995	2,014	2,354	3,859	5,155	4,632	1,429	270
„ 1891-1900	29,526	5,383	754	683	1,033	1,042	1,898	1,784	2,308	3,651	4,602	4,501	1,589	298
„ 1901-10	26,546	4,668	621	536	816	861	1,782	1,669	2,012	3,423	4,673	3,846	1,380	259
„ 1911-20	25,322	3,996	565	466	703	737	1,570	1,682	1,858	2,620	5,039	4,567	1,324	195
1919 ...	27,635	3,770	660	568	887	979	2,007	1,921	2,212	2,896	5,071	5,044	1,437	183
1920 ...	22,392	3,599	507	405	609	630	1,246	1,424	1,637	2,226	4,338	4,327	1,279	165
1921 ...	21,499	3,025	478	370	579	650	1,146	1,485	1,483	2,485	4,076	4,328	1,224	170
1922 ...	21,799	2,885	425	346	573	621	1,228	1,339	1,602	2,674	4,469	4,163	1,321	153
1923 ...	20,656	2,751	373	360	583	541	1,121	1,295	1,635	2,455	4,017	4,040	1,331	154
1924 ...	22,359	3,093	314	318	541	590	1,200	1,369	1,836	2,621	4,577	4,356	1,397	147
1925 ...	21,532	2,882	347	305	544	596	1,229	1,241	1,764	2,531	4,349	4,145	1,418	181
1926 ...	20,896	3,105	421	331	511	543	1,135	1,280	1,799	2,523	4,171	3,596	1,319	162
1927 ...	21,865	2,913	364	264	517	548	1,169	1,301	1,829	2,663	4,566	4,076	1,499	156
1928 ...	20,859	2,737	352	272	453	545	1,018	1,177	1,859	2,657	4,521	3,648	1,479	141
Average 1919-28	22,149	3,076	424	354	580	624	1,250	1,383	1,766	2,573	4,415	4,172	1,371	161
1929 ...	21,444	2,685	352	253	480	526	1,064	1,197	1,819	2,705	4,791	4,011	1,422	139

## Rates per 1,000 of corresponding population

1864-70...	15.77	33.33	5.66	3.36	4.05	5.58	7.56	9.10	12.88	24.38	62.03	121.93	218.74	280.58
1871-80...	17.61	36.12	5.56	3.67	5.19	6.08	8.06	9.65	13.33	27.63	66.20	142.88	266.34	320.60
1881-90...	17.30	32.66	4.95	3.75	5.30	6.54	8.65	10.01	13.77	28.21	66.95	135.21	256.74	276.07
1891-1900	17.62	33.39	4.34	3.71	5.46	6.60	8.41	9.91	13.96	28.16	65.09	142.12	274.87	326.40
1901-10...	16.79	30.61	3.97	3.42	5.07	5.98	7.80	9.38	13.75	28.99	48.04	107.57	254.57	340.34
1911-20...	16.64	26.99	3.81	3.16	4.84	5.96	7.24	9.42	12.92	24.90	43.53	109.46	209.06	345.74
1919 ...	18.37	25.81	4.52	3.88	6.17	8.06	9.47	10.90	15.02	27.28	46.03	122.18	214.93	339.52
1920 ...	14.88	24.63	3.47	2.76	4.24	5.18	5.87	8.07	11.11	20.95	39.35	104.75	191.18	306.12
1921 ...	14.36	20.86	3.32	2.52	4.05	5.44	5.52	8.47	9.61	22.79	39.50	105.15	167.51	335.31
1922 ...	14.60	19.95	2.96	2.36	4.01	5.21	5.93	7.66	10.40	24.59	43.43	101.41	181.26	302.97
1923 ...	13.88	19.09	2.60	2.47	4.10	4.55	5.43	7.43	10.65	22.65	39.17	98.74	183.26	305.56
1924 ...	15.07	21.52	2.20	2.18	3.81	4.98	5.83	7.88	12.00	24.25	44.75	106.75	192.88	292.83
1925 ...	14.62	20.20	2.45	2.11	3.86	5.07	6.02	7.19	11.61	23.59	42.83	102.34	197.22	363.45
1926 ...	14.27	21.96	3.01	2.29	3.65	4.69	5.69	7.48	11.33	22.94	44.18	89.18	169.08	347.16
1927 ...	15.00	20.68	2.61	1.83	3.71	4.76	5.89	7.63	11.57	24.31	48.57	101.49	192.95	335.68
1928 ...	14.36	19.50	2.54	1.90	3.26	4.75	5.14	6.93	11.80	24.34	48.25	91.15	191.03	304.45
Average 1919-28	14.94	21.42	2.97	2.43	4.09	5.27	6.08	7.96	11.51	23.77	43.61	102.31	188.13	323.31
1929 ...	14.79	19.17	2.54	1.77	3.46	4.59	5.39	7.05	11.56	24.83	51.24	100.41	184.01	300.87

\*During 1864-70 the ages at death were unspecified for an average annual number of 31 females; and during 1871-80 for an average annual number of 15 females.

TABLE 10.—Showing the INFANT MORTALITY (Deaths of Infants under one year of age, per 1,000 Births), by certain causes, registered in the eleven years 1919-29.

CAUSES OF DEATH.	DEATHS OF INFANTS UNDER ONE YEAR PER 1,000 BIRTHS REGISTERED.										
	1919.	1920.	1921.	1922.	1923.	1924.	1925.	1926.	1927.	1928.	1929.
ALL CAUSES ... ..	84.42	77.51	72.61	68.89	66.43	71.65	67.92	74.41	70.84	67.87	70.38
Measles (7) ... ..	0.32	0.63	0.48	1.44	0.50	0.75	0.63	1.59	0.47	1.15	0.44
Scarlet Fever (8) ... ..	0.03	0.09	0.05	0.10	0.03	0.08	0.03	0.03	0.08	0.04	0.05
Whooping Cough (9) ... ..	1.97	5.40	1.57	1.22	3.52	4.12	3.27	1.81	3.40	2.40	3.38
Diphtheria (10) ... ..	0.23	0.42	0.35	0.44	0.19	0.18	0.13	0.25	0.29	0.19	0.35
Influenza (11) ... ..	5.11	0.57	0.53	1.48	0.65	1.86	0.89	0.54	2.15	0.81	1.16
Tuberculosis of Nervous System (32).	0.41	0.40	0.35	0.37	0.37	0.21	0.48	0.31	0.22	0.37	0.19
Tuberculosis of Intestines and Peritoneum (33).	0.36	0.33	0.36	0.46	0.39	0.24	0.37	0.47	0.48	0.30	0.58
Other Tuberculous Diseases (31, 34-7).	0.83	0.64	0.75	0.82	0.46	0.61	0.50	0.70	1.00	0.58	0.67
Syphilis (38) ... ..	0.37	0.63	0.52	0.36	0.28	0.15	0.27	0.28	0.27	0.25	0.19
Meningitis (71) ... ..	1.05	0.81	0.93	0.92	0.89	0.70	0.89	1.34	1.19	1.05	1.01
Convulsions (80) ... ..	11.03	10.61	8.88	8.75	8.18	8.02	8.12	8.39	7.92	8.05	6.90
Bronchitis (99) ... ..	7.50	6.88	4.67	5.30	5.12	4.74	3.75	4.22	4.28	3.72	3.88
Pneumonia (100-101) ... ..	7.00	6.85	4.93	7.14	5.15	7.26	5.69	6.11	7.60	6.01	7.24
Inflammation of Stomach (112)	2.20	1.69	2.15	2.21	1.86	1.50	1.34	1.60	1.45	1.05	1.29
Diarrhoea and Enteritis (113)	8.75	7.33	12.52	6.49	7.17	7.03	8.89	11.97	7.18	8.43	8.49
Congenital Malformations (159)	1.52	2.09	1.38	1.80	1.85	2.41	2.24	2.16	2.42	2.62	2.78
Atrophy, Debility, (160). ...	22.53	19.52	20.90	18.15	18.75	20.27	19.48	19.35	17.86	17.30	17.61
Premature Birth (161) ... ..	7.10	7.46	6.38	6.49	5.92	6.59	6.52	8.04	7.66	7.53	8.22
Suffocation (Overlying) (180) ...	0.27	0.07	0.11	0.07	0.13	0.14	0.10	0.15	0.12	0.14	0.27
Other Causes ... ..	5.84	5.09	4.80	4.88	5.02	4.79	4.33	5.10	4.80	5.88	5.68

TABLE 11.—Showing INFANT MORTALITY, by certain causes, by age-periods and by sexes, in the year 1929.

DEATHS OF INFANTS UNDER ONE YEAR PER 1,000 BIRTHS REGISTERED.											
MALES AND FEMALES.											
CAUSES OF DEATH.	Under 24 Hours.	1-7 Days	7-14 Days.	14-21 Days.	21 Days & under 1 Mth.	Total under 1 Mth.	1-2 Mths.	2-3 Mths.	3-6 Mths.	6-12 Mths.	Total under 1 year.
ALL CAUSES ... ..	7.12	7.56	4.02	3.09	3.64	25.43	8.85	7.36	13.35	15.39	70.38
Measles (7) ... ..	.	.	.	.	0.02	0.02	0.03	0.03	0.02	0.34	0.44
Scarlet Fever (8) ... ..	.	.	.	.	.	.	.	0.02	.	0.03	0.05
Whooping Cough (9) ... ..	.	.	0.02	0.03	0.14	0.19	0.39	0.38	1.06	1.36	3.38
Diphtheria (10) ... ..	.	.	0.02	.	0.02	0.04	0.02	0.02	0.03	0.24	0.35
Influenza (11) ... ..	.	0.02	0.03	.	.	0.05	0.08	0.19	0.19	0.65	1.16
Tuberculosis of the Nervous System (32) ... ..	.	.	.	.	.	.	0.02	0.02	0.08	0.07	0.19
Tuberculosis of Intestines and Peritoneum (33) ... ..	.	.	.	.	.	.	0.09	0.08	0.19	0.22	0.58
Other Tuberculous Diseases (31, 34-7) ... ..	.	.	.	.	.	.	0.07	0.12	0.15	0.33	0.67
Syphilis (38) ... ..	.	.	.	.	0.02	0.02	0.07	0.02	0.01	0.07	0.19
Meningitis (71) ... ..	.	0.01	0.02	0.02	0.02	0.07	0.03	0.07	0.34	0.50	1.01
Convulsions (80) ... ..	0.22	0.87	0.56	0.39	0.41	2.45	1.18	0.95	1.22	1.10	6.90
Bronchitis (99) ... ..	.	0.02	0.10	0.19	0.41	0.72	0.48	0.48	1.05	1.15	3.88
Pneumonia (100, 101) ... ..	.	0.07	0.10	0.19	0.10	0.46	0.62	0.41	1.36	4.39	7.24
Inflammation of Stomach (112) ... ..	0.02	.	.	0.05	0.03	0.10	0.19	0.34	0.30	0.36	1.29
Diarrhoea and Enteritis (113) ... ..	.	0.07	0.19	0.12	0.33	0.71	1.66	1.54	2.83	1.75	8.49
Congenital Malformations (159) ... ..	0.33	0.60	0.38	0.21	0.22	1.74	0.27	0.28	0.27	0.22	2.78
Atrophy, Debility, (160) ... ..	2.09	2.81	1.51	1.06	1.31	8.78	2.68	1.85	2.99	1.31	17.61
Premature Birth (161) ... ..	3.29	2.51	0.75	0.52	0.27	7.34	0.50	0.14	0.19	0.05	8.22
Suffocation (overlying) (180) ... ..	.	0.01	0.07	0.02	.	0.10	0.07	0.03	0.07	.	0.27
Other Causes ... ..	1.17	0.57	0.27	0.29	0.34	2.64	0.40	0.39	1.00	1.25	5.68
MALES.											
ALL CAUSES ... ..	8.62	8.28	4.67	3.65	4.12	29.34	10.04	7.61	14.47	17.37	78.83
Measles (7) ... ..	.	.	.	.	0.03	0.03	0.03	0.07	.	0.51	0.64
Scarlet Fever (8) ... ..	.	.	.	.	.	.	.	.	.	.	.
Whooping Cough (9) ... ..	.	.	0.03	0.07	0.14	0.24	0.34	0.41	0.98	1.35	3.32
Diphtheria (10) ... ..	.	.	0.03	.	.	0.03	.	.	0.07	0.24	0.34
Influenza (11) ... ..	.	.	.	.	.	.	0.14	0.20	0.30	0.78	1.42
Tuberculosis of the Nervous System (32) ... ..	.	.	.	.	.	.	0.03	0.03	0.11	0.10	0.27
Tuberculosis of Intestines and Peritoneum (33) ... ..	.	.	.	.	.	.	0.07	0.10	0.20	0.27	0.64
Other Tuberculous Diseases (31, 34-7) ... ..	.	.	.	.	.	.	0.03	0.10	0.14	0.37	0.64
Syphilis (38) ... ..	.	.	.	.	0.03	0.03	0.10	.	.	0.07	0.20
Meningitis (71) ... ..	.	.	0.03	0.04	0.03	0.10	0.03	0.10	0.41	0.54	1.18
Convulsions (80) ... ..	0.27	0.98	0.47	0.44	0.48	2.64	1.39	0.74	1.28	1.45	7.50
Bronchitis (99) ... ..	.	0.03	0.14	0.24	0.44	0.85	0.47	0.51	1.22	1.18	4.23
Pneumonia (100, 101) ... ..	.	0.10	0.14	0.30	0.10	0.64	0.81	0.47	1.96	5.21	9.09
Inflammation of Stomach (112) ... ..	.	.	.	.	0.07	0.07	0.20	0.41	0.27	0.40	1.35
Diarrhoea and Enteritis (113) ... ..	.	0.07	0.20	0.07	0.57	0.91	2.13	1.66	2.77	1.69	9.16
Congenital Malformations (159) ... ..	0.30	0.61	0.48	0.20	0.17	1.76	0.17	0.34	0.30	0.34	2.91
Atrophy, Debility, (160) ... ..	2.67	2.97	1.93	1.42	1.42	10.41	2.98	2.03	3.25	1.38	20.05
Premature Birth (161) ... ..	4.06	2.67	0.71	0.57	0.34	8.35	0.54	0.07	0.20	0.07	9.23
Suffocation (overlying) (180) ... ..	.	0.04	0.10	.	.	0.14	0.10	.	0.10	.	0.34
Other Causes ... ..	1.32	0.81	0.41	0.30	0.30	3.14	0.48	0.37	0.91	1.42	6.32
FEMALES.											
ALL CAUSES ... ..	5.57	6.83	3.34	2.51	3.14	21.39	7.63	7.11	12.20	13.35	61.68
Measles (7) ... ..	.	.	.	.	.	.	0.03	.	0.03	0.18	0.24
Scarlet Fever (8) ... ..	.	.	.	.	.	.	.	0.03	.	0.07	0.10
Whooping Cough (9) ... ..	.	.	.	.	0.14	0.14	0.45	0.35	1.15	1.36	3.45
Diphtheria (10) ... ..	.	.	.	.	0.03	0.03	0.04	0.03	.	0.25	0.35
Influenza (11) ... ..	.	0.03	0.07	.	.	0.10	0.03	0.18	0.07	0.53	0.91
Tuberculosis of the Nervous System (32) ... ..	.	.	.	.	.	.	.	.	0.07	0.03	0.10
Tuberculosis of Intestines and Peritoneum (33) ... ..	.	.	.	.	.	.	0.10	0.07	0.18	0.17	0.52
Other Tuberculous Diseases (31, 34-7) ... ..	.	.	.	.	.	.	0.10	0.14	0.18	0.28	0.70
Syphilis (38) ... ..	.	.	.	.	.	.	0.04	0.04	0.03	0.07	0.18
Meningitis (71) ... ..	.	0.03	.	.	.	0.03	0.04	0.04	0.28	0.45	0.84
Convulsions (80) ... ..	0.17	0.77	0.63	0.35	0.35	2.27	0.98	1.15	1.14	0.73	6.27
Bronchitis (99) ... ..	.	.	0.07	0.14	0.38	0.59	0.49	0.45	0.87	1.12	3.52
Pneumonia (100, 101) ... ..	.	0.03	0.07	0.07	0.11	0.28	0.42	0.35	0.73	3.55	5.33
Inflammation of Stomach (112) ... ..	0.03	.	.	0.11	.	0.14	0.17	0.28	0.32	0.31	1.22
Diarrhoea and Enteritis (113) ... ..	.	0.07	0.17	0.18	0.07	0.49	1.19	1.42	2.90	1.81	7.81
Congenital Malformations (159) ... ..	0.35	0.60	0.28	0.20	0.28	1.71	0.38	0.21	0.24	0.10	2.64
Atrophy, Debility, (160) ... ..	1.50	2.65	1.08	0.69	1.19	7.11	2.37	1.67	2.72	1.22	15.09
Premature Birth (161) ... ..	2.51	2.34	0.80	0.45	0.21	6.31	0.45	0.21	0.17	0.04	7.18
Suffocation (overlying) (180) ... ..	.	.	0.03	0.04	.	0.07	0.04	0.07	0.03	.	0.21
Other Causes ... ..	1.01	0.31	0.14	0.28	0.38	2.12	0.31	0.42	1.09	1.08	5.02

TABLE 12.—Showing INFANT MORTALITY, by certain causes, for each of the undermentioned areas or groups of areas in 1929. (Corrected for transfers to area of residence).

CAUSES OF DEATH.	DEATHS OF INFANTS UNDER ONE YEAR PER 1,000 BIRTHS REGISTERED.																
	DUBLIN REGISTRATION AREA.						COUNTY BOROUGH.			ALL URBAN AREAS.		Total Urban Areas.	Total Rural Areas.	RURAL DISTRICTS IN PROVINCES.			
	Total.	Dublin Co. Borough.	Blackrock Urban District.	Dún Laoghaire Urban District.	Pembroke Urban District.	Rathmines and Rathgar U. D.	Cork.	Limerick.	Waterford.	10,000 population and upwards.	Under 10,000 population.			Leinster.	Munster.	Connaught.	Ulster (part of).
	(1)	(2)	(3)	(4)	(5)	(6)	(7)	(8)	(9)	(10)	(11)	(12)	(13)	(14)	(15)	(16)	(17)
ALL CAUSES ... ..	98.81	106.22	53.26	65.39	79.03	58.20	85.20	116.71	110.39	96.28	82.31	93.26	58.06	64.87	65.48	42.46	51.72
Measles (7) ... ..	0.10	0.12	.	.	.	.	1.68	.	8.12	0.56	0.68	0.59	0.37	0.09	0.24	0.88	0.42
Scarlet Fever (8) ... ..	.	.	.	.	.	.	.	.	.	.	0.23	0.05	0.05	0.09	.	0.11	.
Whooping Cough (9) ... ..	4.17	4.30	.	2.72	4.56	3.97	5.61	1.77	12.99	4.06	1.59	3.53	3.30	3.02	4.69	2.87	1.05
Diphtheria (10) ... ..	1.04	1.28	.	.	.	.	1.68	.	.	0.88	.	0.69	0.16	0.09	0.24	0.22	.
Influenza (11) ... ..	0.57	0.58	.	.	.	1.32	.	.	1.62	0.69	1.13	0.78	1.37	1.60	1.09	1.66	1.05
Tuberculosis of the Nervous System (32) ... ..	0.29	0.23	.	.	1.52	.	.	.	.	0.19	0.23	0.20	0.19	0.27	0.08	0.22	0.21
Tuberculosis of Intestines and Peritoneum (33) ... ..	0.66	0.70	.	2.72	.	.	1.12	.	.	0.69	0.45	0.64	0.56	0.35	0.86	0.55	0.21
Other Tuberculous Diseases (31, 34-7) ... ..	0.38	0.47	.	.	.	.	5.04	.	.	1.00	1.36	1.98	0.45	0.53	0.39	0.33	0.63
Syphilis (38) ... ..	0.57	0.70	.	.	.	.	.	.	.	0.38	.	0.29	0.13	0.35	.	0.11	.
Meningitis (71) ... ..	1.90	1.86	.	2.72	3.04	1.32	3.36	.	.	1.81	0.45	1.52	0.74	1.24	0.94	0.22	.
Convulsions (80) ... ..	5.59	5.82	.	10.90	6.08	1.32	11.77	29.18	6.49	8.13	9.75	8.48	6.05	7.28	6.18	5.63	3.57
Bronchitis (99) ... ..	4.46	5.00	.	.	6.08	.	3.36	10.61	4.87	4.56	3.40	4.31	3.64	3.55	3.91	2.65	5.05
Pneumonia (100-101) ... ..	13.85	15.24	5.92	16.35	7.59	3.97	10.09	6.19	9.74	12.00	7.03	10.93	5.25	5.06	6.49	4.41	4.00
Inflammation of Stomach (112) ... ..	1.23	1.28	5.92	.	.	1.32	0.56	17.68	.	2.38	1.81	2.25	0.77	0.89	0.86	0.44	0.84
Diarrhoea and Enteritis (113) ... ..	15.08	16.99	11.83	5.45	9.12	3.97	11.77	15.91	34.09	15.44	13.61	15.04	4.96	4.88	8.53	1.32	2.52
Congenital Malformations (159) ... ..	5.40	5.47	5.92	.	9.12	3.97	0.56	3.54	1.62	4.38	4.08	4.31	1.95	3.11	1.80	1.10	1.20
Atrophy, Debility, (160) ... ..	16.12	17.68	5.92	5.45	10.64	10.58	15.70	19.45	11.37	16.38	20.86	17.35	17.75	19.34	19.01	12.68	20.10
Premature Birth (161) ... ..	17.73	18.50	11.83	19.08	10.64	15.88	7.85	6.19	14.61	14.87	8.84	19.57	5.33	6.74	5.24	2.65	7.30
Suffocation (overlying) (180) ... ..	0.76	0.93	.	.	.	.	.	.	.	0.56	0.23	0.49	0.16	0.00	0.24	0.22	.
Other Causes ... ..	8.91	9.07	5.92	.	10.64	10.58	5.05	6.19	4.87	7.32	6.58	7.16	4.88	6.30	4.69	4.19	3.36

TABLE 13.—Showing INFANT MORTALITY, by age-periods, for the undermentioned Urban and Rural areas in 1929.

(Corrected for transfers to area of residence).

AREAS.	NUMBER OF DEATHS OF INFANTS AT AGES :—										
	Under 24 Hours.	1-7 Days.	7-14 Days.	14-21 Days.	21 Days and under 1 Month	Total Under 1 Month	1-2 Mths.	2-3 Mths.	3-6 Mths.	6-12 Mths.	Total Under 1 Year.
DUBLIN REGISTRATION AREA	111	87	60	40	55	353	135	102	218	234	1,042
Dublin Co. Borough ...	93	73	53	33	45	297	125	91	196	204	913
Blackrock Urban District	2	.	.	1	1	4	2	1	1	1	9
Dún Laoghaire „ „ ...	1	4	2	.	2	9	.	4	3	8	24
Pembroke „ „ ...	6	5	3	2	4	20	4	5	11	12	52
Rathmines and Rathgar ...	9	5	2	4	3	23	4	1	7	9	44
Cork County Borough ...	11	17	8	1	7	44	17	15	29	47	152
Limerick „ „ ...	11	14	2	1	5	33	12	28	39	20	132
Waterford „ „ ...	4	5	2	3	1	15	5	2	20	26	68
Urban Areas 10,000 population and upwards ...	146	138	78	55	77	494	186	160	336	364	1,540
Urban Areas under 10,000 ...	32	48	12	22	23	137	45	37	72	72	363
TOTAL URBAN AREAS ...	178	186	90	77	100	631	231	197	408	436	1,903
TOTAL RURAL DISTRICTS ...	237	255	144	103	112	851	285	232	370	461	2,199
Province of Leinster (Rural)	90	95	46	42	38	311	101	65	107	147	751
„ Munster „ „ ...	86	82	50	34	36	288	98	91	172	188	837
„ Connaught „ „ ...	32	41	28	19	30	150	53	47	53	82	385
„ Ulster „ „ ... (Part of)	29	37	20	8	8	102	33	29	38	44	166
ALL AREAS ...	415	441	234	180	212	1,482	516	429	778	897	4,102
INFANT MORTALITY PER 1,000 BIRTHS.											
DUBLIN REGISTRATION AREA	10.53	8.25	5.69	3.79	5.22	33.48	12.80	9.67	20.67	22.19	93.3
Dublin County Borough ...	10.82	8.49	6.17	3.84	5.24	34.56	14.54	10.59	22.80	23.73	100.2
Blackrock Urban District											53.2
Dún Laoghaire „ „											65.3
Pembroke „ „	9.23	7.18	3.59	3.59	5.13	23.72	5.13	5.64	11.28	15.38	79.0
Rathmines and Rathgar Urban District											58.2
Cork County Borough ...	6.17	9.53	4.48	0.56	3.92	24.66	9.53	8.41	16.26	26.34	85.2
Limerick „ „ ...	9.73	12.38	1.77	0.88	4.42	29.18	10.61	24.76	34.48	17.68	116.7
Waterford „ „ ...	6.49	8.12	3.25	4.87	1.62	24.35	8.12	3.25	32.47	42.20	110.3
Urban Areas 10,000 population and upwards ...	9.13	8.63	4.88	3.44	4.81	30.89	11.63	10.00	21.00	22.76	96.2
Urban Areas under 10,000 ...	7.26	10.88	2.72	4.99	5.21	31.06	10.20	8.39	16.33	16.33	82.3
TOTAL URBAN AREAS ...	8.72	9.12	4.41	3.77	4.90	30.92	11.32	9.65	20.00	21.37	93.2
TOTAL RURAL DISTRICTS ...	6.26	6.73	3.80	2.72	2.96	22.47	7.52	6.13	9.77	12.17	58.0
Province of Leinster (Rural)	7.99	8.43	4.08	3.73	3.37	27.60	8.96	5.77	9.50	13.04	64.8
„ Munster „ „ ...	6.73	6.41	3.91	2.66	2.82	22.53	7.67	7.12	13.45	14.71	65.4
„ Connaught „ „ ...	3.53	4.52	3.09	2.09	3.31	16.54	5.85	5.18	5.85	9.04	42.4
„ Ulster „ „ ... (Part of)	6.10	7.78	4.20	1.68	1.68	21.44	6.94	6.10	7.99	9.25	51.7
ALL AREAS ...	7.12	7.56	4.02	3.09	3.64	25.43	8.85	7.36	13.35	15.39	70.3



TABLE 14.—Showing the MORTALITY, by certain causes and by age-periods, among ILLEGITIMATE INFANTS UNDER ONE YEAR OF AGE, in the year 1929.

CAUSES OF DEATH.	NUMBER OF DEATHS OF ILLEGITIMATE INFANTS AT AGES										
	Under 24 Hours.	1-7 Days.	7-14 Days.	14-21 Days.	21 Days and under 1 Month	Total under 1 Month	1-2 Mths.	2-3 Mths.	3-6 Mths.	6-12 Mths.	Total under 1 Year.
Measles (7) ... ..	.	.	.	.	.	.	.	.	.	.	.
Scarlet Fever (8) ... ..	.	.	.	.	.	.	.	.	.	1	1
Whooping Cough (9) ... ..	.	.	.	.	.	.	1	1	2	5	9
Diphtheria (10) ... ..	.	.	.	.	.	.	.	.	3	2	5
Influenza (11) ... ..	.	.	.	.	.	.	.	.	.	3	3
Tuberculosis of the Nervous System (32) ... ..	.	.	.	.	.	.	.	.	1	1	2
Tuberculosis of Intestines and Peritoneum (33) ... ..	.	.	.	.	.	.	2	1	5	5	13
Other Tuberculous Diseases (31, 34-7) ... ..	.	.	.	.	.	.	1	2	2	8	13
Syphilis (38) ... ..	.	.	.	.	1	1	4	.	2	3	10
Meningitis (71) ... ..	.	.	1	.	.	1	.	1	7	3	12
Convulsions (80) ... ..	.	2	4	2	3	11	6	5	4	2	28
Bronchitis (99) ... ..	.	.	.	2	2	4	2	2	6	2	16
Pneumonia (100-101) ... ..	.	.	1	.	.	1	4	4	5	14	28
Inflammation of Stomach (112) ... ..	.	1	.	1	2	4	2	2	3	2	13
Diarrhoea and Enteritis (113) ... ..	.	.	3	3	6	12	29	23	25	14	103
Congenital Malformations (159) ... ..	1	1	.	1	2	5	5	3	2	2	17
Atrophy, Debility, (160) ... ..	4	13	8	14	12	51	31	29	30	12	153
Premature Birth (161) ... ..	14	8	1	1	.	24	5	1	2	1	33
Suffocation (overlying) (180) ... ..	1	.	2	1	.	4	2	1	.	.	7
Other Causes ... ..	40	12	3	3	3	61	3	2	8	6	80
All Causes ... ..	60	37	23	28	31	179	97	77	107	86	546
Rate per 1,000 Illegitimate Births registered.											
All Causes ... ..	32.38	19.97	12.41	15.11	16.73	96.60	52.35	41.55	57.75	46.41	294.66

TABLE 15.—Showing by age-periods, the number of DEATHS OF ILLEGITIMATE INFANTS UNDER ONE YEAR of age registered in each county and county borough during the year 1929, distinguishing deaths in Institutions.

COUNTIES AND COUNTY BOROUGH BY PROVINCES.	Under 24 Hours	1-7 Days.	7-14 Days.	14-21 Days.	21 Days & under 1 mth.	Total under 1 mth.	1-2 mths.	2-3 mths.	3-6 mths.	6-12 mths.	Total under 1 year	Place of Occurrence.	
												Institu- tions.	Else- where.
<b>SAORSTAT ÉIREANN</b>	60	37	23	28	31	179	97	77	107	86	546	395	151
Carlow ... ..	2	3	.	1	.	6	.	.	2	.	8	7	1
Dublin ... ..	6	1	1	1	4	13	12	13	18	16	72	58	14
Dublin Co. Borough ...	10	3	9	12	15	49	48	28	39	23	187	167	20
Kildare ... ..	2	1	.	.	.	3	1	.	2	4	10	.	10
Kilkenny ... ..	2	3	.	.	.	5	.	.	.	.	5	.	5
Laoighis ... ..	.	.	.	.	.	.	.	.	.	.	.	.	.
Longford ... ..	.	.	.	.	1	1	.	2	.	.	3	2	1
Louth ... ..	.	1	.	1	1	3	2	.	.	1	6	6	.
Meath ... ..	1	.	.	1	1	3	2	.	.	.	5	2	3
Offaly ... ..	.	.	.	.	.	.	2	1	1	1	5	4	1
Westmeath ... ..	3	.	.	.	.	3	1	1	2	1	8	2	6
Wexford ... ..	2	.	1	2	1	6	.	.	2	2	10	2	8
Wicklow ... ..	2	1	.	2	.	5	.	1	.	1	7	4	3
<b>PROVINCE OF LEINSTER ...</b>	30	13	11	20	23	97	68	46	66	49	326	254	72
Clare ... ..	3	1	.	1	.	5	2	1	4	3	15	11	4
Cork ... ..	5	3	4	.	.	12	7	8	10	11	48	31	17
Cork Co. Borough ...	1	.	.	.	.	1	.	.	.	.	1	.	1
Kerry ... ..	3	2	1	2	2	10	1	3	3	4	21	16	5
Limerick ... ..	2	1	.	.	1	4	2	7	6	5	24	18	6
Limerick Co. Borough	.	4	.	.	1	5	.	.	1	1	7	2	5
Tipperary, North Riding	1	.	1	.	.	2	2	1	1	.	6	3	3
Tipperary, South Riding	1	2	.	.	.	3	3	1	3	2	12	9	3
Waterford ... ..	1	.	1	2	.	4	1	2	4	2	13	6	7
Waterford Co. Borough	1	2	.	.	.	3	.	.	.	1	4	2	2
<b>PROVINCE OF MUNSTER</b>	18	15	7	5	4	49	18	23	32	29	151	98	53
Galway ... ..	2	1	1	1	1	6	.	2	2	5	15	10	5
Leitrim ... ..	.	.	1	.	2	3	.	.	.	.	3	3	.
Mayo ... ..	1	.	.	.	.	1	3	.	.	1	5	4	1
Roscommon ... ..	.	1	.	.	.	1	3	.	.	.	4	4	.
Sligo ... ..	.	.	1	1	.	2	2	1	1	.	6	6	.
<b>PROVINCE OF CONNAUGHT</b>	3	2	3	2	3	13	8	3	3	6	33	27	6
Cavan ... ..	3	.	1	.	.	4	1	2	.	.	7	2	5
Donegal ... ..	4	6	1	1	1	13	2	3	3	1	22	9	13
Monaghan ... ..	2	1	.	.	.	3	.	.	3	1	7	5	2
<b>PROVINCE OF ULSTER (Part. of).</b>	9	7	2	1	1	20	3	5	6	2	36	16	20



TABLE 16.—Showing by Provinces, Counties, and County Boroughs, the Rates for MARRIAGES, BIRTHS, DEATHS from ALL CAUSES; from the PRINCIPAL EPIDEMIC DISEASES\*, and from TUBERCULOSIS, per 1,000 of the population; with the MORTALITY from PUERPERAL CONDITIONS and INFANT MORTALITY, per 1,000 Births, in 1929.

COUNTIES AND COUNTY BOROUGH BY PROVINCES.	Population, Census 1926.	MARRI- AGES.	BIRTHS.			DEATHS.						
		Rates per 1,000 of Popula- tion.	Rates per 1,000 of Popula- tion.	Illegiti- mate per cent. of Total Births.	RATES PER 1,000 OF POPULATION.				RATES PER 1,000 BIRTHS.			
					All Causes corrected for Transfers.	All Causes standar- dised for age and sex constitu- tion.	Principal Epidemic Diseases*	Tuber- culosis.	From Puerperal Sepsis.	From Other Puerperal condi- tions.	Deaths of Infants under One Year of age.	
<b>SAORSTÁT ÉIREANN†</b> ...	2,971,992	4·61	19·78	3·18	14·59	14·59	0·53	1·32	1·37	2·73	70	
Carlow ...	34,476	5·08	20·07	4·34	14·91	14·67	0·49	1·13	1·45	1·45	79	
Dublin† ...	188,961	5·81	18·85	3·28	13·82	16·01	0·41	1·39	1·67	1·39	69	
Dublin Co. Borough†	316,693	7·50	26·88	2·85	16·53	19·69	1·01	1·89	1·51	1·98	106	
Kildare ...	58,028	3·83	21·18	5·45	14·54	15·91	0·19	1·53	0·81	2·44	82	
Kilkenny ...	70,990	4·23	19·79	4·48	14·86	14·92	0·54	0·92	0·71	6·41	70	
Laoighis ...	51,540	3·22	19·95	3·79	15·06	14·14	0·31	0·95	0·97	6·81	50	
Longford ...	39,847	4·39	18·82	3·20	14·96	13·41	0·48	0·73	1·33	5·33	63	
Louth ...	62,739	4·57	19·06	2·84	14·79	15·23	0·48	1·71	1·67	2·51	69	
Meath ...	62,969	3·73	18·47	4·64	15·29	15·42	0·32	1·19	4·30	3·44	63	
Offaly ...	52,592	4·49	18·41	2·69	14·28	13·94	0·34	1·48	1·03	2·07	57	
Westmeath ...	56,818	3·61	19·08	3·32	15·63	15·52	0·26	1·60	0·92	1·85	63	
Wexford ...	95,848	4·18	19·16	5·50	15·63	15·41	0·62	1·62	0·54	3·27	68	
Wicklow ...	57,591	4·91	18·87	5·43	15·63	15·62	0·40	1·44	0·92	3·68	78	
<b>PROVINCE OF LEINSTER</b> ...	1,149,092	5·39	21·43	3·64	15·35	16·43	0·58	1·50	1·42	2·72	81	
Clare ...	95,064	4·07	18·51	2·16	13·66	12·29	0·31	1·00	1·70	0·57	55	
Cork ...	287,257	3·79	16·48	3·51	13·37	13·56	0·61	1·09	0·42	3·80	70	
Cork Co. Borough	78,490	8·85	22·73	1·57	16·92	19·98	1·47	2·24		2·24	85	
Kerry ...	149,171	3·90	18·39	2·66	11·48	11·49	0·30	1·31	2·55	1·46	47	
Limerick ...	100,895	2·96	20·36	5·65	15·17	15·28	0·76	1·06	1·95	1·95	97	
Limerick Co. Borough	39,448	10·09	28·67	1·59	16·35	18·87	0·94	1·75	2·65	3·54	117	
Tipperary, North Riding	59,645	3·86	17·92	3·18	14·97	14·75	0·59	1·41		5·61	70	
Tipperary, South Riding	81,370	3·91	19·80	5·65	13·56	14·05	0·44	1·20	0·62	1·86	61	
Waterford ...	51,915	4·22	17·20	4·93	14·35	13·86	0·46	1·12		2·24	84	
Waterford Co. Borough	26,647	5·22	23·12	1·95	17·08	18·94	2·33	2·44		1·62	110	
<b>PROVINCE OF MUNSTER</b> ...	969,902	4·49	18·96	3·37	13·97	14·22	0·65	1·30	1·09	2·56	74	
Galway ...	169,366	3·46	20·09	1·85	13·03	12·18	0·29	1·16	1·76	3·23	42	
Leitrim ...	55,907	3·81	17·56	0·92	15·33	12·99	0·45	0·98	4·07	3·05	44	
Mayo ...	172,690	3·20	17·73	1·21	11·94	11·41	0·24	1·01	1·63	4·25	50	
Roscommon ...	83,556	3·61	17·07	1·40	14·36	12·21	0·31	0·71	1·40	2·10	41	
Sligo ...	71,388	3·84	16·29	2·41	14·19	12·45	0·32	1·18	0·86	2·58	52	
<b>PROVINCE OF CONNAUGHT</b> ...	552,907	3·49	18·15	1·56	13·27	11·89	0·30	1·03	1·79	3·29	46	
Cavan ...	82,452	4·04	16·62	3·28	14·97	13·36	0·30	0·90	1·46	0·73	60	
Donegal ...	152,508	3·62	17·94	3·58	14·68	13·09	0·30	1·17	0·37	2·56	54	
Monaghan ...	65,131	3·55	17·13	3·32	15·23	13·55	0·40	1·03	3·58	3·58	48	
<b>PROVINCE OF ULSTER (part of)</b>	300,091	3·72	17·40	3·45	14·88	13·27	0·32	1·06	1·34	2·30	55	

\* Enteric Fever, Typhus, Small-pox, Measles, Scarlet Fever, Whooping-Cough, Diphtheria, Dysentery, and Diarrhoeal Diseases.

† The rates for Saorstát Éireann, Dublin County and Dublin County Borough, are calculated on the estimated population in the middle of 1929. The Estimated population for Dublin County was 190,800, and for Dublin County Borough 319,700.

TABLE 17.—BIRTH, DEATH, PUERPERAL and INFANT MORTALITY RATES for Urban and Rural Areas, 1929, in provinces and in administrative counties.

URBAN AND RURAL AREAS.	Population Census 1926.	RATES PER 1,000 OF POPULATION.					DEATH RATES PER 1,000 BIRTHS.		
		Birth Rates Corrected for Transfers.	DEATH RATES.				Puerperal Sepsis.	Other Puerperal Conditions.	Infants under One Year of Age.
			All Causes Corrected for Transfers.	All Causes Standardized for Age and Sex Constitution.	Principal Epidemic Diseases.	Tuberculosis.			
ALL COUNTY BOROUGHS AND ALL URBAN DISTRICTS ...	861,611	23·55	15·52	17·85	0·89	1·80	1·37	2·25	93
ALL RURAL DISTRICTS ...	2,110,381	18·21	14·21	13·37	0·38	1·11	1·37	2·98	58
COUNTY BOROUGHS AND URBAN DISTRICTS, over 10,000 Population ...	648,400	24·49	15·95	18·77	0·96	1·86	1·38	2·13	96
DUBLIN REGISTRATION AREA	418,981	24·88	16·04	18·97	0·85	1·75	1·71	1·90	99
Dublin Co. Borough ...	316,693	26·88	16·53	19·69	1·01	1·89	1·51	1·98	106
Rathmines and Rathgar U.D. ...	39,984	18·53	14·44	16·00	0·27	1·32	2·65	3·97	58
Pembroke U.D. ...	33,383	19·35	12·79	15·40	0·38	1·24	4·56	.	79
Dun Laoghaire U.D. ...	18,987	19·02	18·39	19·85	0·41	1·61	.	.	65
Blackrock U.D. ...	9,934	16·90	13·40	15·53	0·50	1·20	.	.	53
Cork County Borough ...	78,490	22·73	16·92	19·98	1·47	2·24	.	2·24	85
Limerick County Borough ...	39,448	28·67	16·35	18·87	0·94	1·75	2·65	3·54	117
Waterford County Borough	26,647	23·12	17·08	18·94	2·33	2·44	.	1·62	110
Galway U.D. ...	14,227	24·32	14·48	17·41	0·35	2·25	2·89	.	81
Dundalk U.D. ...	13,996	18·36	12·65	15·68	0·93	1·50	.	.	82
Drogheda U.D. ...	12,716	25·32	16·75	18·57	0·63	1·97	.	3·11	84
Wexford U.D. ...	11,879	24·83	15·66	18·30	0·42	2·27	.	.	58
Sligo U.D. ...	11,437	21·60	11·10	12·05	0·35	1·57	.	8·10	69
Tralee U.D. ...	10,533	19·65	12·25	15·77	0·57	2·37	.	.	48
Kilkenny U.D. ...	10,046	24·39	15·13	17·19	1·09	1·49	.	8·16	106
URBAN DISTRICTS, under 10,000 Population ...	213,211	20·68	14·21	15·35	0·69	1·61	1·36	2·72	82
ALL COUNTY BOROUGHS AND URBAN DISTRICTS IN :—									
Province of Leinster ...	546,652	24·44	15·90	18·57	0·81	1·76	1·42	2·02	95
Province of Munster ...	249,022	22·53	15·84	17·84	1·20	2·01	0·89	2·14	92
Province of Connaught	43,536	22·19	12·01	13·41	0·44	1·56	2·07	4·14	77
Province of Ulster (part of)	22,401	20·80	12·86	14·28	0·54	1·29	4·29	6·44	84
ALL RURAL DISTRICTS IN :—									
Province of Leinster ...	602,440	18·70	14·85	14·68	0·37	1·27	1·42	3·55	65
Province of Munster ...	720,880	17·73	13·33	13·04	0·46	1·05	1·17	2·74	65
Province of Connaught ...	509,371	17·80	13·38	11·77	0·28	0·98	1·76	3·20	42
Province of Ulster (part of)	277,690	17·13	15·04	13·17	0·30	1·04	1·05	1·89	52



TABLE 17 (contd.).—BIRTH, DEATH, PUERPERAL and INFANT MORTALITY RATES for Urban and Rural Areas, 1929, in provinces and in administrative counties.

URBAN AND RURAL AREAS.	Population Census 1926.	RATES PER 1,000 OF POPULATION.					DEATH RATES PER 1,000 BIRTHS.		
		Birth Rates Corrected for Transfers.	DEATH RATES.				Puerperal Sepsis.	Other Puerperal Condi- tions.	Infants under One Year of Age.
			All Causes Corrected for Transfers.	All Causes Standard- ized for Age and Sex Constitu- tion.	Principal Epidemic Diseases.	Tuber- culosis.			
CARLOW COUNTY.									
Carlow U.D. ...	7,163	18.29	12.42	13.47	0.84	1.81	.	.	99
Total R.D.'s ...	27,313	20.54	15.56	14.82	0.40	0.95	1.78	1.78	75
DUBLIN COUNTY.									
Total U.D.'s ...	112,507	18.69	14.71	17.02	0.34	1.35	2.34	1.40	66
Total R.D.'s ...	76,454	19.10	12.48	14.80	0.51	1.45	0.68	1.37	74
KILDARE COUNTY.									
Total U.D.'s ...	6,902	22.75	14.92	15.39	0.29	1.45	.	.	140
Total R.D.'s ...	51,126	20.97	14.49	15.98	0.18	1.55	0.93	2.80	74
KILKENNY COUNTY.									
Kilkenny U.D. ...	10,046	24.39	15.13	17.19	1.09	1.49	.	0.82	106
Total R.D.'s ...	60,944	19.03	14.82	14.56	0.44	0.82	0.86	6.03	63
LAGHIGHS COUNTY.									
Total R.D.'s ...	51,540	19.95	15.06	14.14	0.31	0.95	0.97	6.81	50
LONGFORD COUNTY.									
Total U.D.'s ...	4,954	18.57	14.33	17.12	0.40	1.01	10.87	10.87	33
Total R.D.'s ...	34,893	18.86	15.05	13.06	0.49	0.69	.	4.56	67
LOUTH COUNTY.									
Total U.D.'s ...	26,712	21.68	14.60	17.13	0.79	1.72	.	1.73	83
Total R.D.'s ...	36,027	17.13	14.93	14.04	0.25	1.69	3.24	3.24	55
MEATH COUNTY.									
Total U.D.'s ...	7,173	25.37	12.55	15.03	0.14	1.67	.	.	44
Total R.D.'s ...	55,796	17.58	15.65	15.47	0.34	1.13	5.10	4.08	66
OFFALY.									
Total U.D.'s ...	8,332	23.64	15.84	16.75	0.84	2.28	.	.	96
Total R.D.'s ...	44,260	17.42	13.99	13.41	0.25	1.33	1.30	2.59	47
WESTMEATH COUNTY.									
Athlone U.D. ...	7,540	21.49	12.73	17.03	0.13	1.72	.	6.17	74
Total R.D.'s ...	49,278	18.71	16.07	15.35	0.28	1.68	1.08	1.08	61
WEXFORD COUNTY.									
Total U.D.'s ...	22,433	23.36	15.11	16.29	0.85	1.92	.	1.91	80
Total R.D.'s ...	73,415	17.87	15.79	15.11	0.54	1.53	0.76	3.81	63
WICKLOW COUNTY.									
Total U.D.'s ...	16,197	22.29	16.05	17.44	0.62	1.79	.	2.77	69
Total R.D.'s ...	41,394	17.54	15.46	14.95	0.31	1.30	1.38	4.13	83
CLARE COUNTY.									
Total U.D.'s ...	8,863	26.29	16.70	17.76	0.56	1.02	.	.	99
Total R.D.'s ...	86,201	17.71	13.35	11.76	0.28	1.00	1.96	0.65	48

TABLE 17 (contd.)—BIRTH, DEATH, PUERPERAL and INFANT MORTALITY RATES for Urban and Rural Areas, 1929, in provinces and in administrative counties.

URBAN AND RURAL AREAS.	Population Census 1926.	RATES PER 1,000 OF POPULATION.					DEATH RATES PER 1,000 BIRTHS.		
		Birth Rates Corrected for Transfers.	DEATH RATES.				Puerperal Sepsis.	Other Puerperal Condi- tions.	Infants under One Year of Age.
			All Causes Corrected for Transfers.	All Causes Standard- ized for Age and Sex Constitu- tion.	Principal Epidemic Diseases.	Tuber- culosis.			
CORK COUNTY.									
Total U.D.'s ...	37,796	16.62	14.47	15.20	1.01	1.56	1.59	.	89
Total R.D.'s ...	249,461	16.46	13.21	13.31	0.55	1.01	0.24	4.38	67
KERRY COUNTY.									
Total U.D.'s ...	18,778	18.27	13.05	14.96	0.59	2.02	.	.	64
Total R.D.'s ...	130,393	18.41	11.25	11.04	0.26	1.21	2.92	1.67	44
LIMERICK COUNTY.									
Total R.D.'s ...	100,895	20.36	15.17	15.28	0.76	1.06	1.95	1.95	97
TIPPERARY, NORTH RIDING.									
Total U.D.'s ...	11,572	22.21	14.43	16.89	0.78	2.59	.	3.89	74
Total R.D.'s ...	48,073	16.89	15.10	14.38	0.54	1.12	.	6.16	69
TIPPERARY, SOUTH RIDING.									
Total U.D.'s ...	22,221	23.31	14.90	16.22	0.59	2.07	1.93	1.93	58
Total R.D.'s ...	59,149	18.48	13.05	13.30	0.39	0.88	.	1.83	62
WATERFORD COUNTY.									
Dungarvan U.D. ...	5,207	19.40	15.17	14.72	1.92	1.54	.	9.90	158
Total R.D.'s ...	46,708	16.96	14.26	13.72	0.30	1.07	.	1.26	74
GALWAY COUNTY.									
Total U.D.'s ...	19,472	22.65	12.43	14.16	0.26	1.75	2.27	2.27	66
Total R.D.'s ...	149,894	19.75	13.10	11.97	0.29	1.08	1.69	3.38	39
LEITRIM COUNTY.									
Total R.D.'s ...	55,907	17.56	15.33	12.99	0.45	0.98	4.07	3.05	44
MAYO COUNTY.									
Total U.D.'s ...	12,627	22.02	12.20	13.61	0.79	1.27	3.60	3.60	101
Total R.D.'s ...	160,063	17.39	11.92	10.61	0.19	0.99	1.44	4.31	45
ROSCOMMON COUNTY.									
Total R.D.'s ...	83,556	17.07	14.36	12.21	0.31	0.71	1.40	2.10	41
SLIGO COUNTY.									
Sligo U.D. ...	11,437	21.60	11.10	12.05	0.35	1.57	.	8.10	69
Total R.D.'s ...	59,951	15.28	14.78	12.46	0.32	1.10	1.09	1.09	48
CAVAN COUNTY.									
Total U.D.'s ...	5,899	23.05	13.39	15.60	0.17	1.02	.	.	96
Total R.D.'s ...	76,553	16.12	15.09	13.18	0.31	0.89	1.62	0.81	56
DONEGAL COUNTY.									
Total U.D.'s ...	5,956	20.48	14.10	16.93	0.84	1.18	.	.	98
Total R.D.'s ...	146,552	17.84	14.70	12.98	0.27	1.17	0.38	2.68	52
MONAGHAN COUNTY.									
Total U.D.'s ...	10,546	19.72	11.85	12.50	0.57	1.52	9.62	14.42	67
Total R.D.'s ...	54,585	16.63	15.88	13.65	0.37	0.93	2.20	1.10	44



**PART III.**



**Abstracts.**

ABSTRACT I.

MARRIAGES, BIRTHS AND DEATHS registered during the year 1929, in each Province, County, and County Borough, with the results arising from correction for Births and Deaths in Institutions.

PROVINCES, ADMINISTRATIVE COUNTIES AND COUNTY BOROUGHS	Area* in Statute Acres	Popula- tion Census, 1926	Total Number of Mar- riages Regis- tered	BIRTHS (INCLUDING ILLEGITIMATE)				ILLEGITIMATE BIRTHS				DEATHS*				Excess of Births over Deaths as cor- rected
				Total Number Registered	Transferred from Area	Transferred to Area	Net Number	Total Number Registered	Transferred from Area	Transferred to Area	Net Number	Total Number Registered	Transferred from Area	Transferred to Area	Net Number	
SAORSTÁT ÉIREANN ..	17,024,481	2,971,992	13,593	58,280	—	—	58,280	1,853	—	—	1,853	42,991	—	—	42,991	15,280
PROVINCES: No.																
I.—LEINSTER ..	4,851,136	1,149,092	6,192	24,866	339	103	24,630	971	84	9	896	17,927	353	61	17,635	6,985
II.—MUNSTER ..	5,962,803	969,902	4,357	18,334	81	141	18,304	598	9	31	620	13,451	52	154	13,553	4,841
III.—CONNAUGHT ..	4,230,822	552,907	1,928	9,903	42	173	10,034	120	3	40	157	7,213	15	140	7,338	2,696
IV.—ULSTER (part of) .	1,979,720	300,091	1,116	5,177	20	65	5,222	164	—	16	180	4,400	13	78	4,465	757

PROVINCE OF LEINSTER :—MARRIAGES, BIRTHS, AND DEATHS, 1929.—COUNTIES.

1. CARLOW .. ..	221,485	34,476	175	679	8	21	692	27	1	4	30	515	27	26	514	178
2. DUBLIN .. ..	219,344	188,961	1,108	2,630	167	1,134	3,597	39	13	92	118	2,726	653	563	2,636	961
3. DUBLIN CO. BORO	8,357	316,693	2,399	10,271	1,812	136	8,595	507	265	3	245	5,004	1,038	420	5,236	3,309
4. KILDARE .. ..	418,644	58,028	222	1,146	17	100	1,229	52	1	16	67	766	2	80	844	385
5. KILKENNY .. ..	509,470	70,990	300	1,375	14	44	1,405	54	2	11	63	1,013	6	48	1,055	350
6. LAOIGHIS .. ..	424,892	51,540	166	977	10	61	1,028	29	—	10	39	758	16	34	776	252
7. LONGFORD .. ..	257,935	39,847	175	726	3	27	750	17	—	7	24	570	3	20	596	154
8. LOUTH .. ..	292,814	62,739	287	1,165	24	55	1,196	26	2	10	34	878	7	57	928	268
9. MEATH .. ..	577,816	62,960	235	1,085	18	96	1,163	45	4	13	54	896	5	72	963	200
10. OFFALY .. ..	493,637	52,592	236	933	6	41	968	20	3	9	26	723	11	39	751	217
11. WESTMEATH ..	435,604	56,818	205	1,054	22	52	1,084	27	3	12	36	912	53	29	888	196
12. WEXFORD .. ..	530,894	95,848	401	1,824	21	33	1,836	87	—	14	101	1,473	7	32	1,498	338
13. WICKLOW .. ..	530,244	57,591	283	1,001	21	107	1,087	41	1	10	59	793	8	115	900	187

PROVINCE OF MUNSTER.—MARRIAGES, BIRTHS, AND DEATHS, 1929.—COUNTIES.

14. CLARE .. ..	787,768	95,064	387	1,704	13	69	1,700	33	—	5	38	1,262	2	39	1,299	461
15. CORK .. ..	1,840,905	287,257	1,090	4,536	50	247	4,733	181	24	9	106	4,030	354	166	3,842	891
16. CORK CO. BORO	2,685	78,490	695	1,997	250	37	1,784	14	3	17	28	1,161	173	340	1,328	456
17. KERRY .. ..	1,161,708	149,171	582	2,711	13	45	2,743	64	1	10	73	1,668	1	45	1,712	1,031
18. LIMERICK .. ..	661,573	100,895	299	1,930	32	156	2,054	124	18	10	116	1,654	190	67	1,531	523
19. LIMERICK CO. BOROUGH.	2,380	39,448	398	1,284	175	22	1,131	14	6	10	18	511	59	193	645	486
20. TIPPERARY N.R.	493,255	59,645	230	1,034	15	50	1,069	25	—	9	34	835	10	68	893	176
21. TIPPERARY, S.R.	558,034	81,370	318	1,625	45	31	1,611	88	4	7	91	1,102	37	38	1,103	508
22. WATERFORD ..	453,051	51,915	219	850	18	61	893	31	4	17	44	689	22	78	745	148
23. WATERFORD CO. BOROUGH.	1,438	26,647	139	663	61	14	616	24	17	5	12	539	96	12	455	161

PROVINCE OF CONNAUGHT.—MARRIAGES, BIRTHS AND DEATHS, 1929.—COUNTIES.

24. GALWAY .. ..	1,467,639	169,366	586	3,393	44	53	3,402	51	2	14	63	2,221	51	36	2,206	1,196
25. LETTRIM .. ..	376,774	55,907	213	967	4	19	982	4	—	5	9	810	4	51	857	125
26. MAYO .. ..	1,333,941	172,690	553	3,015	9	55	3,061	26	—	11	37	2,017	2	47	2,062	999
27. ROSCOMMON ..	608,540	83,556	302	1,377	13	62	1,426	16	1	5	20	1,139	11	72	1,200	226
28. SLIGO .. ..	444,928	71,388	274	1,151	14	26	1,163	23	—	5	28	1,026	28	15	1,013	150

PROVINCE OF ULSTER (Part of)—MARRIAGES, BIRTHS AND DEATHS, 1929.—COUNTIES.

29. CAVAN .. ..	467,162	82,452	333	1,338	9	41	1,370	36	—	9	45	1,177	8	65	1,234	136
30. DONEGAL .. ..	1,193,573	152,508	552	2,734	11	13	2,736	96	—	2	98	2,231	7	15	2,239	497
31. MONAGHAN ..	318,985	65,131	231	1,105	9	20	1,116	32	—	5	37	992	22	22	992	124

\* Exclusive of the larger rivers, lakes and tideways.



## ABSTRACT I.—(continued.)

## PROVINCE OF MUNSTER.—MARRIAGES, BIRTHS AND DEATHS, 1929.

## SUPERINTENDENT REGISTRARS' DISTRICTS, BY COUNTIES.

SUPERINTENDENT REGISTRARS' DISTRICTS.	Area* in Statute Acres	Population Census, 1926	Total Number of Marriages Registered	BIRTHS (INCLUDING ILLEGITIMATE)				ILLEGITIMATE BIRTHS				DEATHS				Excess of Births over Deaths as corrected
				Total Number Registered	Transferred from Area	Transferred to Area	Net Number	Total Number Registered	Transferred from Area	Transferred to Area	Net Number	Total Number Registered	Transferred from Area	Transferred to Area	Net Number	
14. Clare Co.																
40. BALLYVAGHAN	71,629	3,495	17	51	—	2	53	—	—	1	1	28	—	7	35	18
41. COROFIN ..	61,381	4,109	9	62	1	5	66	—	—	—	—	46	—	12	58	8
42. ENNIS ..	113,324	18,732	87	350	16	21	355	4	—	8	12	367	126	14	255	100
43. ENNISTYMON ..	99,600	15,137	39	249	2	6	253	1	—	3	4	175	8	32	199	54
44. KILLADYSERT	62,615	7,415	27	122	1	3	124	—	—	—	—	84	—	24	108	16
45. KILRUSH ..	137,507	22,642	114	525	19	7	513	25	15	2	12	290	16	18	292	221
46. SCARRIFF ..	241,712	23,534	94	345	2	53	396	3	—	0	9	272	1	81	352	44
15. Cork Co.																
47. BANDON ..	101,482	15,233	77	279	26	16	269	5	—	1	6	173	5	44	212	57
48. BANTRY ..	107,277	11,322	58	178	3	13	188	—	—	5	5	131	9	12	134	54
49. CASTLETOWN ..	74,296	9,302	30	152	—	3	155	—	—	—	—	87	1	8	94	61
50. CLONAKILTY ..	80,994	15,695	54	250	17	15	248	13	10	1	4	262	29	25	258	—10
51. CORK, part of ..	167,841	56,090	222	833	68	90	855	81	42	4	43	1,151	552	73	672	183
52. DUNMANWAY ..	103,020	11,377	34	179	3	10	186	3	—	4	7	142	—	17	159	27
53. FERMOY ..	106,733	26,785	96	394	4	23	413	12	—	5	17	362	17	42	387	26
54. KANTURK ..	185,659	21,421	95	382	4	36	414	1	—	7	8	209	—	45	254	160
55. KINSALE ..	80,129	12,659	43	156	2	18	172	2	—	2	4	132	—	42	174	—2
56. MACROOM ..	179,153	19,080	68	261	—	22	283	2	—	4	6	226	—	44	270	13
57. MALLOW ..	169,102	24,408	107	450	22	59	487	38	11	8	35	316	40	45	321	166
58. MIDDLETON ..	109,380	17,883	66	283	15	18	286	16	8	2	10	237	10	30	257	29
59. MILLSTREET ..	74,039	9,585	20	172	4	7	175	1	—	2	3	99	—	7	106	69
60. SKIBBEREEN ..	115,371	20,056	64	315	1	21	335	3	—	4	7	262	6	28	284	51
61. SKULL ..	57,669	7,060	27	100	—	3	103	1	—	2	3	91	—	13	104	—1
62. YOUGHAL ..	36,960	9,181	20	152	1	13	164	3	—	5	8	150	19	25	156	8
16. Cork Co. Borough																
63. CORK, part of ..	2,685	78,490	695	1,997	250	37	1,784	14	3	17	28	1,161	173	340	1,328	456
17. Kerry Co. ..																
64. CAHERCIVEEN	198,101	18,224	46	258	2	6	262	3	—	1	4	152	—	29	181	81
65. DINGLE ..	126,454	15,855	39	255	—	6	261	1	—	3	4	137	—	20	157	104
66. KENMARE ..	198,416	11,432	29	198	—	4	202	5	—	1	6	106	—	23	129	73
67. KILLARNEY ..	251,430	33,257	153	652	25	15	642	28	11	4	21	517	101	19	435	207
68. LISTOWEL ..	165,500	29,552	139	587	4	21	604	13	1	9	21	328	—	36	364	240
69. TRALEE ..	221,807	40,851	176	761	13	24	772	14	2	5	17	428	23	41	446	326
18. Limerick Co.																
70. CROOM ..	83,369	10,087	29	317	142	13	188	88	85	—	3	202	65	29	166	29
71. KILMALLOCK ..	164,342	24,284	63	410	4	80	495	10	—	42	52	342	1	83	424	71
72. LIMERICK, part of	142,823	25,417	71	467	12	92	547	17	9	12	20	502	189	47	360	187
73. NEWCASTLE ..	143,840	23,884	88	475	3	44	516	4	—	17	21	424	113	37	348	168
74. RATHKEALE ..	127,199	17,223	48	261	3	50	308	5	—	15	20	184	—	49	233	75
19. Limerick Co. Borough.																
75. LIMERICK, part of	2,386	39,448	308	1,284	175	22	1,131	14	6	10	18	511	59	193	645	486
20. Tipperary N.R.																
76. BORRISOKANE	109,667	9,213	21	122	2	12	132	1	—	5	6	80	—	34	114	18
77. NENAGH ..	183,392	20,792	67	374	4	17	387	4	—	10	14	308	7	31	332	55
78. ROSCREA ..	57,541	7,536	36	136	10	16	142	1	—	5	6	113	26	17	104	38
79. THURLES ..	142,655	22,054	106	402	17	23	408	19	13	2	8	334	27	36	343	65
21. Tipperary S.R.																
80. CARRICK-ON-SUIR	26,118	6,893	36	150	5	13	158	5	—	5	10	86	1	15	100	58
81. CASHEL ..	222,782	26,000	93	524	57	21	488	66	43	3	26	412	69	30	373	115
82. CLOGHEEN ..	117,415	12,348	43	174	4	19	189	3	—	8	11	129	—	31	160	29
83. CLONMEL ..	47,305	13,777	51	300	15	17	302	8	2	11	17	218	62	24	180	122
84. TIPPERARY ..	144,414	22,352	95	477	34	31	474	6	—	21	27	257	10	43	290	184
22. Waterford Co.																
85. DUNGARVAN ..	144,323	18,287	62	318	29	6	295	21	9	2	14	283	43	15	255	40
86. KILMACTHOMAS	64,595	6,321	20	104	—	11	115	2	—	2	4	65	—	17	82	33
87. LISMORE ..	97,178	10,802	60	162	6	22	178	5	—	6	11	119	3	23	139	39
88. WATERFORD, part of	146,955	16,505	77	266	2	41	305	3	—	12	15	222	9	56	269	36
23. Waterford Co. Borough.																
89. WATERFORD, part of	1,438	26,647	139	663	61	14	616	24	17	5	12	539	96	12	455	161

\* See note (\*) on page 26.

ABSTRACT I.—(continued).

PROVINCE OF CONNAUGHT.—MARRIAGES, BIRTHS AND DEATHS, 1929.

SUPERINTENDENT REGISTRARS' DISTRICTS, BY COUNTIES.

SUPERINTENDENT REGISTRARS' DISTRICTS.	Area* in Statute Acres	Population Census, 1926	Total Number of Marriages Registered	BIRTHS (INCLUDING ILLEGITIMATE)				ILLEGITIMATE BIRTHS				DEATHS				Excess of Births over Deaths as corrected
				Total Number Registered	Transferred from Area	Transferred to Area	Net Number	Total Number Registered	Transferred from Area	Transferred to Area	Net Number	Total Number Registered	Transferred from Area	Transferred to Area	Net Number	
24. Galway Co. ..																
No. 90. BALLINASLOE ..	125,574	15,064	39	260	1	26	285	3	—	5	8	221	91	47	177	108
91. CLIFDEN ..	193,692	13,760	30	228	1	23	250	—	—	3	3	162	—	31	193	57
92. GALWAY ..	198,512	34,294	142	938	166	18	790	38	33	2	7	613	206	40	447	343
93. GLENAMADDY ..	82,958	11,639	20	213	—	4	217	—	—	1	1	140	—	22	162	55
94. GORT ..	106,321	10,750	35	193	—	20	213	3	—	6	9	124	—	42	166	47
95. LOUGHREA ..	198,917	19,257	41	354	6	38	386	4	2	12	14	274	91	54	237	149
96. MOUNT BELLEW ..	102,407	12,652	77	232	—	12	244	—	—	4	4	119	—	19	138	106
97. OUGHTERARD ..	173,438	14,494	61	288	2	13	299	2	—	2	4	151	—	30	181	118
98. PORTUMNA ..	77,262	8,356	37	149	8	9	150	1	—	—	4	83	—	19	102	48
99. TUAM ..	208,558	29,100	98	538	2	32	568	—	—	9	9	334	12	81	403	165
25. Leitrim Co.																
100. CARRICK-ON-SHANNON ..	63,587	10,422	51	168	2	0	175	1	—	2	3	120	12	27	135	40
101. MANORHAMILTON ..	177,423	21,791	72	355	2	8	361	3	—	3	6	383	33	18	368	-7
102. MOHILL ..	135,764	23,694	90	444	2	4	446	—	—	—	—	307	—	47	354	92
26. Mayo Co.																
103. BALLINA ..	251,108	28,920	119	570	1	15	584	5	—	5	10	304	2	38	340	244
104. BALLINROBE ..	147,105	18,293	65	326	1	10	335	1	—	2	3	206	—	30	242	93
105. BELMULLET ..	179,761	13,720	23	262	2	4	264	—	—	1	1	129	—	13	142	122
106. CASTLEBAR ..	141,211	23,879	75	400	29	10	381	19	13	3	9	400	186	8	282	99
107. CLAREMORRIS ..	110,789	20,573	84	357	1	16	372	—	—	4	4	216	—	36	252	120
108. SWINEFORD ..	156,063	36,994	91	502	4	14	602	—	—	2	2	377	—	53	430	172
109. WESTPORT ..	347,904	30,302	96	508	1	16	523	1	—	7	8	325	—	49	374	149
27. Roscommon Co.																
110. BOYLE ..	122,372	18,656	59	295	5	10	300	1	—	2	3	200	3	33	230	70
111. CASTLEREAGH ..	163,690	27,152	101	421	2	21	440	—	—	4	4	303	—	54	357	83
112. ROSCOMMON ..	322,478	37,748	142	661	12	37	686	15	3	1	13	636	56	33	613	73
28. Sligo Co.																
113. DROMORE WEST ..	97,543	10,834	32	174	1	5	178	3	—	1	4	117	—	15	132	46
114. SLIGO ..	220,516	44,698	197	760	21	21	760	18	2	3	19	720	72	11	659	101
115. TOBERCUNRY ..	125,869	15,856	45	217	—	8	225	2	—	3	5	189	—	33	222	3

PROVINCE OF ULSTER (Part of).—MARRIAGES, BIRTHS AND DEATHS, 1929.

SUPERINTENDENT REGISTRARS' DISTRICTS, BY COUNTIES.

29. Cavan Co.																
116. BAILIEBOROUGH ..	113,901	21,473	61	305	3	28	330	3	—	11	14	274	—	46	320	10
117. BAWNBOY ..	102,420	12,232	40	182	—	7	189	3	—	3	6	155	—	20	175	14
118. CAVAN ..	250,841	48,747	223	951	19	19	851	30	8	3	25	748	40	31	739	112
30. Donegal Co.																
119. BALLYSHANNON ..	41,628	8,848	30	165	6	5	164	6	—	2	8	151	8	11	154	10
120. DONEGAL ..	160,441	16,552	68	290	—	6	296	4	—	2	6	246	14	16	248	18
121. DUNFANAGHY ..	126,123	14,252	44	305	2	3	306	3	—	2	5	216	—	10	226	80
122. GLENTIES ..	258,505	30,081	47	481	3	9	487	1	—	6	7	402	1	27	428	59
123. INISHOWEN ..	160,021	25,035	84	462	3	5	464	8	—	4	12	374	4	12	382	82
124. LETTERKENNY ..	160,377	18,909	91	337	5	14	346	16	1	4	19	298	48	18	268	78
125. MILLFORD ..	112,080	16,884	69	278	3	2	277	6	—	2	8	219	1	12	230	47
126. STRANORLAR ..	174,389	21,947	119	446	25	5	426	52	20	1	33	325	42	20	303	123
31. Monaghan Co.																
127. CARRICKMA-CROSS ..	65,680	13,740	45	218	—	15	233	4	—	4	8	162	—	36	198	35
128. CASTLEBLAYNEY ..	63,834	13,932	44	252	18	4	238	18	7	—	11	288	53	15	250	-12
129. CLONES ..	64,288	12,352	60	266	4	9	211	4	—	3	7	151	—	37	188	23
130. MONAGHAN ..	125,183	25,107	82	429	8	13	434	6	—	5	11	391	62	27	356	78

\* See note (\*) on page 26.

NOTE—During 1929 the Registrar's District of Kinnitty, in Birm Superintendent Registrar's District was re-constituted; and the Registrar's District of Bart, Letterkenny, S.R.D. was abolished.

## ABSTRACT II.—MARRIAGES registered

PROVINCES AND COUNTIES.	TOTAL MARRIAGES.	Catholic Marriages.	Marriages other than Catholic							Total Marriages Registered in the Quarter ending the last day of			
			Total	Protestant Episcopalian	In Registered Presby- terian Meeting Houses.	In Registered Buildings.	In the Registrar's Office.	Society of Friends.	Jews.	MARCH.	JUNE.	SEPTEMBER.	DECEMBER.
SAORSTAT EIREANN ...	13,593	12,670	923	660	116	60	74	1	12	3,342	3,383	3,720	3,148
PROVINCES													
LEINSTER ...	6,192	5,644	548	397	41	36	61	1	12	1,251	1,513	1,908	1,520
MUNSTER ...	4,357	4,215	142	114	9	11	8	.	.	1,268	1,043	1,051	995
CONNAUGHT ...	1,928	1,896	32	27	2	3	.	.	.	534	553	452	389
ULSTER (part of) ...	1,116	915	201	122	64	10	5	.	.	289	274	309	244

## PROVINCE OF LEINSTER—

CARLOW ...	175	165	10	9	.	1	.	.	.	37	35	58	45
DUBLIN ...	1,108	960	148	120	11	14	3	.	.	179	267	385	277
DUBLIN CO. BOROUGH ...	2,399	2,150	249	136	28	17	55	1	12	450	618	769	562
KILDARE ...	222	208	14	12	.	1	1	.	.	54	49	55	64
KILKENNY ...	300	288	12	11	.	.	1	.	.	71	69	74	86
LAOIGHIS ...	166	156	10	8	1	1	.	.	.	52	33	45	36
LONGFORD ...	175	169	6	6	.	.	.	.	.	56	40	33	46
LOUTH ...	287	281	6	5	.	1	.	.	.	69	75	88	55
MEATH ...	235	231	4	4	.	.	.	.	.	41	66	51	77
OFFALY ...	236	221	15	15	.	.	.	.	.	58	57	58	63
WESTMEATH ...	205	201	4	4	.	.	.	.	.	32	38	75	60
WEXFORD ...	401	374	27	25	1	1	.	.	.	85	113	108	95
WICKLOW ...	283	240	43	42	.	.	1	.	.	67	53	109	54

## PROVINCE OF MUNSTER—

CLARE ...	387	383	4	4	.	.	.	.	.	139	88	82	78
CORK ...	1,090	1,042	48	44	1	3	.	.	.	305	272	262	251
CORK CO. BOROUGH ...	695	648	47	31	7	6	3	.	.	136	191	219	149
KERRY ...	582	574	8	8	.	.	.	.	.	226	110	102	144
LIMERICK ...	299	291	8	7	.	1	.	.	.	103	69	60	67
LIMERICK CO. BOROUGH ...	398	388	10	6	.	1	3	.	.	106	116	90	86
TIPPERARY, N.R. ...	230	222	8	7	.	.	1	.	.	77	49	54	50
TIPPERARY, S.R. ...	318	313	5	4	1	.	.	.	.	101	66	79	72
WATERFORD ...	219	216	3	2	.	.	1	.	.	46	50	59	64
WATERFORD CO. BOROUGH ...	139	138	1	1	.	.	.	.	.	29	32	44	34

## PROVINCE OF CONNAUGHT—

GALWAY ...	586	584	2	2	.	.	.	.	.	188	145	127	126
LEITRIM ...	213	203	10	9	.	1	.	.	.	57	69	32	55
MAYO ...	553	547	6	4	2	.	.	.	.	160	165	134	94
ROSCOMMON ...	302	301	1	1	.	.	.	.	.	81	93	74	54
SLIGO ...	274	261	13	11	.	2	.	.	.	48	81	85	60

## PROVINCE OF ULSTER (part of)—

CAVAN ...	333	265	68	54	7	4	3	.	.	90	88	96	59
DONEGAL ...	552	447	105	52	47	5	1	.	.	157	130	141	124
MONAGHAN ...	231	203	28	16	10	1	1	.	.	42	56	72	61

in the year ending 31st December, 1929.

MARRIAGES.								Signed the Marriage Register with Marks				PROVINCES AND COUNTIES
Contracted between				Of		Of Persons not of full Age.		Men.	Women.	Cases in which		
Bachelors and Spinsters	Bachelors and Widows.	Widowers and Spinsters.	Widowers and Widows.	Widowers.	Widows.	Mon.	Women.			Men.	Women.	
12,445	261	743	144	887	405	203	964	301	160	54	353	
PROVINCES.												
5,641	135	339	77	416	212	140	561	94	59	19	115	LEINSTER.
4,016	70	231	40	271	110	43	210	58	39	5	87	MUNSTER.
1,778	39	98	13	111	52	9	98	84	41	21	83	CONNAUGHT.
1,010	17	75	14	89	31	11	95	65	21	9	68	ULSTER (part of).

MARRIAGES in the Year 1929—in COUNTIES.

160	4	9	2	11	6	4	12	2	3	2	1	CARLOW.
1,032	14	55	7	62	21	14	57	5	3	8	8	DUBLIN.
2,174	58	121	46	167	104	32	275	17	24	3	35	DUBLIN CO. BOROUGH.
204	5	11	2	13	7	5	18	3	2	5	5	KILDARE.
275	5	18	2	20	7	4	23	6	3	1	7	KILKENNY.
136	9	18	3	21	12	2	12	7	3	2	6	LAOIGHIS.
167	2	5	1	6	3	4	10	6	4	3	4	LONGFORD.
268	2	16	1	17	3	4	22	4	1	1	3	LOUTH.
210	7	16	2	18	9	3	23	5	5	5	5	MFATH.
218	6	12	1	12	6	3	29	3	2	1	3	OFFALY.
179	9	16	1	17	10	4	13	7	2	2	5	WESTMEATH.
360	8	26	7	33	15	7	38	21	9	3	24	WEXFORD.
258	6	16	3	19	9	4	29	8	3	1	9	WICKLOW.

MARRIAGES in the Year 1929—in COUNTIES.

360	9	16	2	18	11	4	18	9	4	13	13	CLARE.
1,007	16	60	7	67	23	4	47	12	8	20	20	CORK.
635	14	35	11	46	25	10	25	3	1	4	4	CORK CO. BOROUGH.
538	7	32	5	37	12	5	14	14	7	2	17	KERRY.
267	6	26	2	26	6	2	15	4	3	1	5	LIMERICK.
378	5	12	3	15	8	6	22	3	7	10	10	LIMERICK CO. BOROUGH.
209	2	16	3	19	5	1	16	2	2	4	4	TIPPERARY, N.R.
297	5	15	1	16	6	4	20	5	3	1	6	TIPPERARY, S.R.
204	4	7	4	11	8	3	19	3	1	4	4	WATERFORD.
121	2	12	4	16	6	5	14	3	3	1	4	WATERFORD CO. BOROUGH.

MARRIAGES in the Year 1929—in COUNTIES.

547	11	23	5	28	16	1	31	45	20	9	47	GALWAY.
196	8	9	1	9	8	1	2	3	1	4	4	LEITRIM.
499	9	39	6	45	15	2	39	16	11	8	11	MAYO.
283	6	12	1	13	7	3	13	12	7	4	11	ROSCOMMON.
253	5	15	1	16	6	2	13	8	2	10	10	SLIGO.

MARRIAGES in the Year 1929—in COUNTIES.

295	9	24	5	29	14	3	34	10	4	2	10	CAVAN.
497	6	41	8	49	14	3	47	39	15	5	44	DONEGAL.
218	2	10	1	11	3	3	14	16	2	2	14	MONAGHAN.







ABSTRACT III.—Continued—BIRTHS, and DEATHS at different AGES in the year 1929—by PROVINCES and COUNTIES—Continued.

Provinces and Counties.	TOTAL BIRTHS	TOTAL DEATHS	Under 1 Year.	AGES AT DEATH																						
				1—	2—	3—	4—	Under 5 Years	5—	10—	15—	20—	25—	30—	35—	40—	45—	50—	55—	60—	65—	70—	75—	85—	95 & up-wards	
WATERFORD CO.	Persons	893	745	75	10	1	1	3	90	8	6	10	15	7	9	20	22	33	51	48	67	67	98	148	42	4
	Males	463	359	42	5	1	2	50	4	1	4	7	4	5	9	12	14	31	21	36	32	42	68	19		
	Females	430	386	33	5		1	1	40	4	5	6	8	3	4	11	10	19	20	27	31	35	56	80	23	4
WATERFORD CO. BOROUGH	Persons	616	455	68	25	18	5	4	120	6	4	17	10	10	12	5	10	24	29	24	30	33	54	50	17	
	Males	312	229	40	18	10	1	1	70	2	3	6	5	4	7	4	5	12	13	14	18	17	24	20	5	
	Females	304	226	28	7	8	4	3	50	4	1	11	5	6	5	1	5	12	16	10	12	16	30	30	12	
CONNAUGHT.																										
GALWAY	Persons	2,402	2,206	143	35	19	13	16	226	37	34	57	57	64	49	69	56	74	84	93	130	188	288	485	198	17
	Males	1,745	1,133	82	16	9	5	4	116	18	23	28	29	33	26	29	29	33	48	58	74	99	153	243	89	5
	Females	1,657	1,073	61	19	10	8	12	110	19	11	29	28	31	23	40	27	41	36	35	56	89	135	242	109	12
LEITRIM	Persons	982	857	43	9	6	2	3	63	5	4	15	16	17	23	27	27	26	37	36	71	99	130	194	57	10
	Males	506	453	19	4	6	1		30	2	1	7	8	7	8	11	12	17	17	18	44	54	70	110	29	8
	Females	476	404	24	5		1	3	33	3	3	8	8	10	15	16	15	9	20	18	27	45	60	84	28	2
MAYO	Persons	3,061	2,062	153	25	16	8	11	213	36	25	44	53	40	32	59	45	41	79	97	125	159	280	478	228	28
	Males	1,556	1,038	97	11	9	4	5	126	15	14	21	29	19	11	26	24	19	41	47	75	74	136	216	128	17
	Females	1,505	1,024	56	14	7	4	6	87	21	11	23	24	21	21	33	21	22	38	50	50	85	144	262	100	11
ROSCOMMON	Persons	1,426	1,200	59	7	11	5	4	86	19	8	16	23	15	27	20	30	32	52	72	68	108	191	294	128	11
	Males	751	626	37	5	8	4	2	56	12	5	8	11	5	13	8	15	17	31	40	39	58	85	156	62	5
	Females	675	574	22	2	3	1	2	30	7	3	8	12	10	14	12	15	15	21	32	29	50	106	138	66	6
SLIGO	Persons	1,163	1,013	61	12	3	4	3	83	11	7	16	27	26	20	21	24	22	43	50	77	97	183	217	82	7
	Males	586	515	35	7	2	3	3	50	6	2	3	10	12	8	12	12	11	17	39	44	55	91	99	39	5
	Females	577	498	26	5	1	1		33	5	5	13	17	14	12	9	12	11	26	11	33	42	92	118	43	2
ULSTER (part of)																										
CAVAN	Persons	1,370	1,234	82	24	13	11	6	136	10	11	20	15	14	27	30	24	39	48	68	111	133	180	268	94	6
	Males	691	630	49	15	7	7	3	81	5	3	12	8	5	13	14	10	21	28	37	50	77	91	123	49	3
	Females	679	604	33	9	6	4	3	55	5	8	8	7	9	14	16	14	18	20	31	61	56	89	145	45	3
DONEGAL	Persons	2,736	2,239	149	39	17	9	5	219	30	32	43	49	43	46	44	68	67	99	86	151	192	364	533	150	23
	Males	1,365	1,074	92	18	9	5	3	127	11	21	20	22	22	22	15	34	31	49	42	75	100	180	231	62	10
	Females	1,371	1,165	57	21	8	4	2	92	19	11	23	27	21	24	29	34	36	50	44	76	92	184	302	88	13
MONAGHAN	Persons	1,116	992	54	26	7	4	4	95	2	6	16	17	22	17	17	21	33	37	61	101	125	169	194	57	2
	Males	538	478	27	11	3	2	2	45	1	3	8	9	13	9	6	12	11	17	23	49	63	89	88	31	1
	Females	578	514	27	15	4	2	2	50	1	3	8	8	9	8	11	9	22	20	38	52	62	80	100	26	1

**ABSTRACT IV.**

---

**CAUSES OF DEATH.**

International List Nos.	Causes of Death	AGES AT											
		All Ages.	Under 1 Month	1—2 Mths.	2—3 Mths.	3—6 Mths.	6—12 Mths.	Total Under 1 year.	1—	2—	3—	4—	Total Under 5 years.
	TOTAL DEATHS (All Causes)	{M. 21,547 F. 21,444}	868 614	297 219	225 204	428 350	514 333	2,332 1,770	487 439	242 212	143 140	103 124	3,307 2,685
	I. EPIDEMIC, ENDEMIC, AND INFECTIOUS DISEASES	{M. 3,353 F. 3,439}	13 9	25 24	29 26	54 51	111 87	232 197	141 153	85 74	49 52	44 42	551 518
1a	Enteric Fever ... ..	{M. 46 F. 40}	.	.	.	2	.	2	.	.	.	.	2
1b	Paratyphoid Fever ... ..	{M. 2 F. .}	.	.	.	.	.	.	.	.	.	.	.
2	Typhus ... ..	{M. 4 F. 3}	.	.	.	.	.	.	.	.	.	1	1
5	Malaria ... ..	{M. 4 F. 1}	.	.	.	.	.	.	.	.	.	1	1
7	Measles ... ..	{M. 77 F. 62}	1	1	2	1	15	19	26	12	6	2	65
8	Scarlet Fever ... ..	{M. 29 F. 33}	.	.	1	.	2	3	1	3	4	2	10
9	Whooping-cough ... ..	{M. 186 F. 207}	7	10	12	29	40	98	37	28	7	5	175
10	Diphtheria ... ..	{M. 160 F. 144}	1	1	1	2	7	10	17	9	12	17	65
11	Influenza												
	a. With Pulmonary Complications specified ... ..	{M. 264 F. 298}	.	2	1	1	11	15	3	1	2	2	23
	b. Without Pulmonary Complications specified ... ..	{M. 517 F. 580}	3	2	5	8	12	27	14	8	5	2	56
13	Mumps ... ..	{M. 1 F. 2}	.	.	.	.	.	.	.	.	.	.	.
15	Cholera Nostras ... ..	{M. 1 F. 1}	.	.	.	.	.	.	1	.	.	.	1
16	Dysentery ... ..	{M. 8 F. 1}	.	.	.	.	1	1	.	.	.	.	1
19	Spirochaetosis ictero-haemorrhagica	{M. 1 F. .}	.	.	.	.	.	.	.	.	.	.	.
21	Erysipelas ... ..	{M. 14 F. 14}	1	.	.	1	.	1	.	.	.	.	1
22	Acute Poliomyelitis ... ..	{M. 1 F. 4}	.	.	.	.	1	1	1	1	1	.	4
23	Encephalitis Lethargica ... ..	{M. 22 F. 12}	.	.	.	.	.	.	.	.	1	.	1
24	Meningococcal Meningitis...	{M. 15 F. 6}	.	.	1	.	.	1	.	2	.	.	3
25	Other Endemic and Epidemic Diseases ... ..	{M. 3 F. 2}	1	.	.	.	.	1	1	.	.	.	2
29	Tetanus ... ..	{M. 14 F. 4}	1	.	.	.	.	1	.	1	2	.	3
30	Mycoses ... ..	{M. 1 F. 1}	.	.	1	.	.	1	.	.	.	.	1
31	Tuberculosis of Respiratory System	{M. 1,446 F. 1,553}	.	1	1	2	3	5	9	2	1	2	19
32-7	Tuberculosis other than Respiratory	{M. 464 F. 412}	.	4	7	11	19	41	31	17	8	10	107
				5	5	10	11	31	23	15	16	10	95
32	Tuberculosis of the Meninges and Central Nervous System generally	{M. 112 F. 112}	.	1	1	3	3	8	9	10	4	5	36
				.	.	2	1	3	10	7	10	3	33
33	Tuberculosis of the Intestines and Peritoneum ... ..	{M. 107 F. 131}	.	2	3	6	8	19	12	3	3	2	39
				3	2	5	5	15	7	6	4	5	37

NOTE.—No deaths occurred from the following diseases, shown in the International List:—

3. Relapsing fever.  
4. Mediterranean fever.  
6. Small pox.

12. Miliary fever.  
14. Asiatic cholera.  
17. Plague.

18. Yellow fever.  
20. Leprosy.  
26. Glanders

27. Anthrax.  
28. Rabies.

at different Periods of Life in the Year 1929.

DEATH.																	Inter- national List Nos.
5—	10—	15—	20—	25—	30—	35—	40—	45—	50—	55—	60—	65—	70—	75—	85—	95 & up- wards	
362 352	247 253	399 480	509 526	441 520	472 544	529 582	634 615	800 744	1,177 1,075	1,372 1,145	1,819 1,560	2,035 1,936	2,692 2,855	3,417 4,011	1,217 1,422	118 139	
175 145	112 143	191 329	294 353	243 275	237 249	214 186	203 170	178 145	185 144	167 106	150 142	157 169	144 178	130 154	20 32	2 1	
1 1	1 4	5 7	4 5	4 4	6 3	4 4	3 2	3 1	4 1	4 3	3 .	3 .	3 3	1 .	.	.	1a
.	.	1	.	.	.	1	.	.	.	.	.	.	.	.	.	.	1b.
1	.	.	2	1	1	.	.	.	1	.	.	.	.	.	.	.	2
.	.	.	.	.	.	1	1	.	1	1	.	.	.	.	.	.	5
4 4	5 3	1 4	1 .	1 1	1 1	1 1	1 .	1 .	1 .	1 .	1 .	1 .	1 .	1 .	1 .	1 .	7
9 7	6 7	1 2	1 1	1 .	1 1	2 1	1 1	1 .	1 .	1 .	1 .	1 .	1 .	1 .	1 .	1 .	8
11 9	1	.	.	1	.	.	.	.	.	.	.	.	.	.	.	.	9
63 54	20 10	3 5	2 2	1 .	2 .	3 3	1 .	1 2	2 2	.	2 .	1 .	.	.	.	.	10
3 3	2 5	7 3	9 4	6 7	6 10	9 3	11 16	9 7	19 12	22 22	27 38	32 37	39 47	38 52	2 7	1	11a
8 8	9 11	7 9	5 16	8 5	9 10	11 14	13 10	23 24	28 31	39 28	58 59	71 98	80 112	74 91	16 23	2	11b
1	.	.	.	.	.	.	.	.	1 1	.	.	.	.	.	.	.	13
.	.	.	.	.	.	.	.	.	.	.	1	.	.	.	.	.	15
.	1	.	.	.	1 1	1	.	.	.	3	.	.	1	.	.	.	16
.	.	.	1	.	.	.	.	.	.	.	.	.	.	.	.	.	19
.	.	1	1	.	1 2	1 1	3	2	3 3	1	1	1	2	4 2	.	.	21
.	.	.	.	.	.	1	.	.	.	.	.	.	.	.	.	.	22
4	1 1	3	2 2	1 1	1	3 1	2	1 2	3 1	2	2	.	.	.	.	.	23
4 2	3	1 1	2	.	1	.	.	.	1	2	.	.	.	.	.	.	24
.	.	.	.	.	1	.	.	.	.	.	.	.	.	.	.	.	25
2 2	.	1	2	.	.	2	.	1	1	.	.	1	1	1	.	.	29
.	.	.	.	.	.	.	1	.	.	.	.	.	.	.	.	.	30
10 17	30 56	109 239	217 283	188 226	171 185	150 136	134 114	125 97	109 68	75 39	51 32	34 21	17 12	5 6	2 2	.	31
51 34	33 45	50 49	44 34	33 29	33 29	24 20	30 23	13 9	17 19	12 11	3 4	9 8	1 3	4	.	.	32-7
23 16	10 22	17 20	9 7	5 3	4 4	3 3	2	1 1	3	.	.	1	.	1	.	.	32
12 14	5 12	11 10	12 9	2 9	4 12	3 10	7 7	3 1	6 2	1 5	1 2	1 1	.	.	.	.	33

International List Nos.	Causes of Death	AGES AT											
		All Ages.	Under 1 Month	1—2 Mths.	2—3 Mths.	3—6 Mths.	6—12 Mths.	Total Under 1 year.	1—	2—	3—	4—	Total Under 5 years.
<b>I. EPIDEMIC, etc., DISEASES—contd.</b>													
34	Tuberculosis of the Vertebral Column {M. F.	46 31	. .	. .	. .	. .	. .	. .	1 1	1 1	. .	. 1	2 2
35	Tuberculosis of the Joints ... {M. F.	30 18	. .	. .	. .	. .	. .	. .	. .	. .	. 1	. .	1 1
36	Tuberculosis of Other organs—												
	a. Tuberculosis of the Skin and Subcutaneous Cellular Tissue {M. F.	4 4	. .	. .	. .	. .	. .	. .	. .	. .	. .	. .	. .
	b. Tuberculosis of the Bones (Vertebral Column excepted) {M. F.	24 13	. .	. .	. .	. .	. .	. .	. .	1 1	1 .	. .	2 .
	c. Tuberculosis of the Lymphatic System (Mesenteric and Retro-peritoneal Glands excepted) {M. F.	6 6	. .	. .	. .	. .	1 .	1 .	. .	. .	. .	. .	1 .
	d. Tuberculosis of the Genito-Urinary System ... {M. F.	19 6	. .	. .	. .	. .	. .	. .	. .	. .	. .	. .	. .
	e. Tuberculosis of Organs other than above ... {M. F.	3 1	. .	. .	. .	. .	. .	. .	1 .	. .	. .	. .	1 .
37	Disseminated Tuberculosis ... {M. F.	113 90	. .	1 2	3 3	2 3	7 5	13 13	8 6	2 1	. 1	2 1	25 22
38	Syphilis ... {M. F.	9 9	1 .	3 1	. 1	. 1	2 2	6 5	1 1	. 1	. 1	. .	7 8
40a	Gonococcal Infection (Ophthalmia excepted) ... {M. F.	. 1	. .	. .	. .	. .	. .	. .	. .	. .	. .	. .	. .
41	Purulent Infection, Septicaemia {M. F.	64 48	1 .	3 1	1 1	. .	1 1	6 3	. 3	3 .	2 .	. .	11 6
42	Other infectious diseases ... {M. F.	. 1	. .	. .	. .	. .	. 1	. 1	. .	. .	. .	. .	. 1
	<b>II. GENERAL DISEASES NOT INCLUDED ABOVE</b> {M. F.	2,212 2,068	4 1	. .	1 1	1 3	3 3	9 8	10 8	9 7	2 4	3 2	33 29
43	Carcinoma ... {M. F.	897 831	. .	. .	. .	. .	. .	. .	. .	. .	. .	. .	. .
to	Sarcoma ... {M. F.	67 63	. 1	. .	. .	. .	. .	. 1	1 3	. 2	. .	1 .	2 6
49	Cancer, Malignant Disease (not otherwise defined) ... {M. F.	690 568	. .	. .	. .	. .	. .	. .	. .	. .	. .	. .	. .
50	Tumours, non-malignant (not Cerebral, Ovarian or Uterine) {M. F.	23 29	. .	. .	. .	. .	. .	. .	1 1	. .	. .	. .	1 1
51	Rheumatic Fever ... {M. F.	53 55	. .	. .	. .	. .	. .	. .	. .	. .	. .	. .	. .
52	Chronic Rheumatism, Osteo-Arthritis, Gout ... {M. F.	123 169	. .	. .	. .	. .	. .	. .	. .	. .	. .	. .	. .
55	Beri-beri ... {M. F.	1 .	. .	. .	. .	. .	. .	. .	. .	. .	. .	. .	. .
56	Rickets ... {M. F.	14 12	. .	. .	. .	1 .	3 2	4 2	2 1	4 4	2 2	. 1	12 10
57	Diabetes ... {M. F.	136 93	. .	. .	. .	. .	. .	. .	1 .	1 .	. .	. .	2 .
58a	Pernicious Anaemia ... {M. F.	87 94	. .	. .	. .	. .	. .	. .	1 .	1 .	. .	1 .	3 .
58b	Other Anaemias and Chlorosis ... {M. F.	24 64	. .	. .	1 1	. .	. .	2 .	1 1	1 1	1 .	. .	3 5
60a	Exophthalmic Goitre ... {M. F.	8 40	. .	. .	. .	. .	. .	. .	. .	. .	. .	. .	. .
60b	Other Diseases of the Thyroid Gland {M. F.	4 9	. .	. .	. .	. .	. .	. .	. .	. .	. .	. .	. .
61a	Tetany ... {M. F.	2 2	. .	. .	1 .	. 1	. 1	1 1	. 1	. .	. .	. .	1 2
62	Diseases of Thymus ... {M. F.	1 2	1 .	. .	. .	. 1	. .	1 1	. .	. .	. .	1 .	1 2

NOTE.—No deaths occurred from the following diseases, shown in the International List:—  
39. Soft chancre. 53. Scurvy.  
40b. Gonorrhoeal or Purulent Ophthalmia. 54. Pellagra.

59. Diseases of the pituitary gland.







at different Periods of Life in the Year 1929.

DEATH.																	Inter- national List Nos.
5—	10—	15—	20—	25—	30—	35—	40—	45—	50—	55—	60—	65—	70—	75—	85—	95 & up- wards	
.	.	.	1	1	2	.	2	1	.	1	.	.	.	.	.	.	63
.	.	.	.	.	.	2	.	2	3	1	1	2	.	.	.	64	
.	.	1	.	1	.	1	.	.	.	.	.	.	.	.	.		
1	1	1	1	.	1	1	.	3	1	1	2	1	1	1	.	65a	
2	.	.	1	.	.	.	.	.	.	.	1	1	.	.	.		
1	1	.	2	.	1	.	1	1	3	2	.	1	1	.	.	65b	
.	.	1	1	.	2	.	1	.	2	.	1	1	.	.	.		
.	.	.	.	2	.	2	2	1	4	.	1	1	.	.	.	66	
.	.	.	.	.	.	1	2	.	.	1	.	.	.	.	.		
.	.	.	.	.	.	.	1	2	.	.	.	1	.	.	.	67a	
.	.	.	.	.	.	.	.	.	.	.	.	.	.	.	.		
.	.	.	.	.	1	.	.	.	.	.	.	.	.	.	.	68	
.	.	.	.	.	.	.	.	.	.	.	.	.	.	.	.		
3	3	3	1	2	.	.	.	2	2	.	.	1	.	1	.	69	
1	1	.	.	.	.	.	.	2	.	1	1	.	.	.	.		
35	22	48	15	32	26	43	60	68	118	135	191	194	238	196	36	3	70a
35	22	31	32	31	36	45	51	95	133	133	220	212	289	259	50	1	
2	.	.	2	1	.	.	1	.	1	1	.	.	.	1	1	.	70b
1	2	4	.	1	.	1	.	.	2	2	1	.	1	.	.		
.	1	.	2	.	.	.	.	.	1	1	.	.	1	.	.	71	
21	11	22	1	8	5	5	7	4	2	2	1	3	.	1	.		
16	13	18	11	3	3	4	5	4	2	.	2	1	.	1	.	72	
.	.	.	.	.	.	2	1	1	4	.	1	2	2	.	.		
2	1	3	.	3	1	3	.	5	5	4	6	6	3	1	1	73	
.	.	1	.	1	1	3	2	5	2	7	3	3	9	6	1		
1	.	.	4	1	1	7	17	14	32	67	83	94	132	121	13	1	74a
1	.	1	2	7	9	8	10	34	60	67	102	113	147	148	31	1	
1	1	.	1	1	1	2	2	2	2	9	9	7	11	7	2	74b	
.	1	.	1	1	1	2	4	5	7	1	11	8	17	16	5		
.	.	.	.	2	3	1	7	14	12	24	26	33	29	13	.	75a	
.	.	.	.	1	2	1	3	8	15	18	41	33	52	36	5		
1	1	.	2	4	1	4	5	4	16	15	24	18	30	22	5	75b	
2	.	2	1	2	1	4	3	10	10	16	20	26	38	36	4		
.	.	.	.	3	4	2	2	7	2	.	1	.	1	.	.	76	
.	.	.	.	1	.	.	.	.	.	.	.	.	.	.	.		
.	.	1	4	6	7	2	6	8	8	11	15	15	6	2	.	77	
.	.	.	.	2	7	12	8	12	15	6	20	14	8	4	.		
1	2	13	6	1	11	9	7	10	8	3	5	6	2	1	.	78	
2	3	5	9	6	7	7	8	8	10	5	6	5	3	3	.		
3	1	1	.	.	.	.	.	.	.	.	.	.	.	.	.	79-80	
5	.	1	.	.	.	.	.	.	.	.	.	.	.	.	.		
3	1	.	.	.	1	.	1	.	1	.	.	.	.	1	.	81	
.	1	.	.	.	.	.	.	.	.	.	.	.	.	.	.		
.	.	.	1	1	1	2	2	.	1	2	4	1	.	1	.	82	
.	.	.	.	.	1	.	1	.	.	.	3	1	3	.	.		
.	.	.	.	.	1	.	.	1	2	.	2	1	2	2	1	83	
.	.	.	.	.	.	.	.	.	.	.	1	1	.	4	2		
.	.	2	1	1	.	1	1	1	1	1	1	1	.	.	.	84a	
.	.	1	1	1	.	.	1	1	1	1	1	.	1	.	.		
1	1	.	2	3	1	2	4	3	2	.	5	2	3	.	.	84b	
.	.	.	.	.	.	.	2	1	6	3	1	.	.	1	.		
.	.	.	1	1	.	.	2	2	6	.	2	4	1	.	.	84c	
.	.	.	.	2	.	.	2	2	.	1	1	1	1	.	.		

International List Nos.	Causes of Death	AGES AT												
		All Ages.	Under 1 Month	1—2 Mths.	2—3 Mths.	3—6 Mths.	6—12 Mths.	Total Under 1 year.	1—	2—	3—	4—	Total Under 5 years.	
	III.—DISEASES OF THE NERVOUS SYSTEM, ETC.— <i>contd.</i>													
84d	Paralysis Agitans ... ..	{ M. 34 F. 18	.	.	.	.	.	.	.	.	.	.	.	
84e	Other diseases of the Nervous System ... ..	{ M. 14 F. 20	.	.	.	.	.	.	1	1	.	.	1 2	
85	Disease of Eye ... ..	{ M. 2 F. 1	.	.	.	1	.	1	.	.	.	.	1	
86	Disease of the Ear and of the Mastoid Sinus ... ..	{ M. 21 F. 19	.	.	.	1	3	4	.	.	.	3	4 4	
	IV. DISEASES OF THE CIRCULATORY SYSTEM.	{ M. 2,919 F. 3,083	.	.	.	1	1	2	2	1	1	2	1	4 6
87	Pericarditis ... ..	{ M. 20 F. 8	.	.	.	.	.	.	.	.	.	1	.	1
88	Acute Endocarditis and Myocarditis	{ M. 75 F. 73	.	.	.	.	1	1	.	.	.	1	.	1 1
89	Angina Pectoris ... ..	{ M. 111 F. 43	.	.	.	.	.	.	.	.	.	.	.	.
90a	Valvular Disease of Heart ... ..	{ M. 575 F. 735	.	.	.	1	.	1	.	.	1	.	1	1 2
90b	Fatty Degeneration of Heart ... ..	{ M. 53 F. 44	.	.	.	.	.	.	.	.	.	.	.	.
90c	Other and unstated forms of Heart Disease.	{ M. 1,853 F. 2,026	.	.	.	1	.	1	1	.	.	.	.	1 2
91a	Aneurysm ... ..	{ M. 34 F. 11	.	.	.	.	.	.	.	.	.	.	.	.
91b	Arterio-sclerosis ... ..	{ M. 154 F. 98	.	.	.	.	.	.	.	.	.	.	.	.
91c	Other Diseases of the Arteries ... ..	{ M. 9 F. 9	.	.	.	.	.	.	.	.	.	.	.	.
92	Embolism and Thrombosis (not Cerebral)	{ M. 9 F. 14	.	.	.	.	.	.	.	.	.	.	.	.
93	Diseases of the Veins (Varices, Haemorrhoids, Phlebitis, etc.)	{ M. 12 F. 11	.	.	.	.	.	.	.	.	.	.	.	.
94	Diseases of Lymphatic System (Lymphangitis, etc.)	{ M. 1 F. 3	.	.	.	.	.	.	1	.	.	.	.	1
95	Haemorrhage (without stated cause)	{ M. 4 F. 5	.	.	.	.	.	.	.	.	.	.	.	.
96	Other Diseases of the Circulatory System.	{ M. 9 F. 3	.	.	.	.	.	.	.	.	.	.	.	.
	V. DISEASES OF THE RESPIRATORY SYSTEM.	{ M. 3,148 F. 2,946	47	43	32	99	199	420	194	70	45	18	747	
			29	28	27	52	139	275	159	53	40	36	563	
97	Diseases of the Nasal Fossae ... ..	{ M. 3 F. 2	.	1	.	.	.	1	.	.	.	.	.	1
98a	Croup ... ..	{ M. 14 F. 9	.	.	1	3	3	7	2	1	2	1	13	
			.	.	1	2	1	4	1	1	1	.	7	
98b	Other Diseases of the Larynx ... ..	{ M. 29 F. 16	.	3	1	.	4	8	2	2	2	1	15	
			1	.	1	1	2	5	3	.	.	1	9	
99a	Bronchitis, Acute ... ..	{ M. 187 F. 240	10	6	3	5	7	31	8	4	1	.	44	
			6	2	4	8	6	26	8	3	3	2	42	
99b	Bronchitis, Chronic ... ..	{ M. 277 F. 266	.	.	.	2	.	2	.	.	1	.	3	
			.	.	.	.	.	.	.	1	2	.	3	
99c.d.	Bronchitis (not otherwise defined)	{ M. 806 F. 920	15	8	12	29	28	92	24	11	4	1	132	
			11	12	9	17	26	75	26	4	7	8	120	
100	Broncho-Pneumonia ... ..	{ M. 610 F. 565	14	14	11	41	108	188	102	34	23	11	358	
			5	5	3	14	77	104	85	29	14	9	241	
101a	Lobar Pneumonia ... ..	{ M. 183 F. 112	1	.	.	.	11	12	10	.	1	.	23	
			.	.	.	.	2	2	8	2	1	.	13	

at different Periods of Life in the Year 1929.

DEATH.																	95, & up-wards	International List Nos.
5—	10—	15—	20—	25—	30—	35—	40—	45—	50—	55—	60—	65—	70—	75—	85—			
.	.	.	1	.	1	.	.	1	3	2	6	6	9	4	1	.	84d	
.	.	.	.	.	.	.	1	1	2	2	2	4	5	1	.	84e		
.	.	.	1	1	1	.	.	1	2	1	1	1	1	3	.			85
.	.	.	.	.	.	.	.	.	.	.	1	.	.	.	.			
2	2	2	1	1	.	1	2	3	.	1	.	1	.	1	.	87		
4	3	2	.	.	1	.	.	2	.	.	.	.	1	1	1		88	
12	17	32	27	37	30	44	65	118	198	289	425	478	549	502	87	89		
8	20	19	33	42	52	77	99	104	219	258	390	504	581	567	97		90a	
.	.	.	1	1	2	1	2	1	3	1	4	2	2	.	.	90b		
.	1	.	2	1	.	.	.	.	1	.	2	.	.	.	.		90c	
3	5	9	.	6	5	5	6	6	4	3	5	3	8	6	.	91a		
4	1	4	7	10	8	11	8	.	7	.	3	1	5	3	.		91b	
.	.	2	1	1	1	2	.	8	6	12	20	23	22	10	3	91c		
.	.	.	1	1	.	2	.	4	4	10	5	6	7	3	.		92	
1	4	12	15	8	6	15	21	27	40	61	79	77	106	91	11	93		
1	9	5	12	12	16	21	30	30	59	57	92	133	119	111	25		93a	
.	.	.	.	1	.	1	1	4	4	8	6	8	8	13	.	93b		
.	.	.	.	.	2	3	3	2	2	6	9	6	8	4	.		93c	
7	8	9	8	19	16	18	29	60	124	183	279	324	359	343	64	94		
3	8	9	10	17	22	35	53	66	137	175	254	329	424	409	68		95	
1	.	.	2	2	.	1	1	3	8	3	2	5	3	4	.	96		
.	.	.	.	.	.	.	4	4	8	13	25	29	32	30	7		97	
.	.	.	.	.	.	2	.	1	4	4	17	20	14	32	3	98a		
.	.	.	.	.	.	.	1	1	.	1	2	1	2	2	1		98b	
.	1	1	1	.	2	2	3	1	1	1	2	2	2	.	.	99a		
.	.	.	.	.	1	2	1	3	.	2	1	3	3	.	.		99b	
.	.	.	.	.	.	.	.	.	.	.	1	.	1	1	.	99c.d.		
.	.	.	.	.	3	.	1	1	.	1	.	.	.	.	1		100	
.	.	.	.	.	.	.	.	.	.	1	2	1	2	3	.	101a		
47	12	26	40	34	54	68	103	143	186	200	304	332	408	363	78		101b	
54	17	29	24	38	46	59	65	93	140	178	266	351	450	468	99	101c		
.	.	1	.	.	.	.	1	1	.	.	.	.	1	.	.		101d	
1	.	.	.	.	.	.	.	.	.	.	.	.	.	.	.	101e		
2	.	.	.	.	.	.	.	.	.	.	.	.	.	.	.		101f	
4	.	.	1	1	.	1	.	2	2	.	.	3	1	1	1	101g		
1	.	.	.	.	.	1	2	.	.	.	.	.	.	.	.		101h	
1	.	2	1	1	2	3	4	7	10	18	18	20	26	26	8	101i		
.	.	.	.	3	2	3	4	7	12	13	28	36	38	42	8		101j	
2	.	2	2	1	1	4	6	12	15	17	33	46	56	64	15	101k		
.	.	.	1	1	1	4	3	3	11	23	23	43	50	83	12		101l	
8	.	.	3	4	6	9	12	27	43	45	95	110	150	137	22	101m		
8	3	2	2	3	11	2	12	20	30	66	95	115	186	190	54		101n	
15	3	5	2	1	5	9	12	15	21	22	34	29	40	35	4	101o		
23	3	5	5	9	4	11	13	18	24	17	30	44	61	43	14		101p	
3	3	3	7	2	4	12	13	11	21	18	19	19	16	6	3	101q		
.	4	2	1	6	6	6	6	8	5	10	9	10	15	8	1		101r	

International List Nos.	Causes of Death	AGES AT											
		All Ages.	Under 1 Month	1-2 Mths.	2-3 Mths.	3-6 Mths.	6-12 Mths.	Total Under 1 year.	1-	2-	3-	4-	Total Under 5 years.
V.—DISEASES OF THE RESPIRATORY SYSTEM—continued													
101b	Pneumonia (not otherwise defined) {	641	4	10	3	17	35	69	40	17	10	4	140
	F.	497	3	7	7	7	23	47	25	11	10	12	105
102a	Empyema ... .. {	17	.	.	.	.	.	.	2	.	.	.	2
	F.	8	.	.	.	1	.	1	.	1	.	2	4
102b	Other Pleurisy ... .. {	64	.	.	.	.	.	.	1	.	.	.	1
	F.	56	.	.	1	.	.	1	.	.	.	1	2
103	Congestion and Haemorrhagic Infarct of the Lung {	103	3	2	1	2	3	11	2	.	1	.	14
	F.	116	3	1	.	1	2	7	2	1	2	1	13
104	Gangrene of the Lung ... .. {	8	.	.	.	.	.	.	.	.	.	.	.
	F.	5	.	.	.	.	.	.	1	.	.	.	1
105	Asthma ... .. {	150	.	.	.	.	.	.	.	.	.	.	.
	F.	96	.	.	.	.	.	.	.	.	.	.	.
106	Pulmonary Emphysema ... .. {	8	.	.	.	.	.	.	.	.	.	.	.
	F.	3	.	.	.	.	.	.	.	.	.	.	.
107	Other Diseases of the Respiratory System (Tuberculosis excepted) {	48	.	.	.	.	.	.	1	1	.	.	2
	F.	35	.	.	1	1	.	2	.	.	.	.	2
VI. DISEASES OF THE DIGESTIVE SYSTEM.													
	{	1,272	34	71	63	100	74	342	49	25	14	12	442
	F.	1,096	23	42	52	102	68	287	38	21	14	12	372
108a	Diseases of Teeth and Gums ... .. {	9	3	1	.	.	.	4	1	.	.	.	5
	F.	11	.	.	1	.	.	1	1	.	.	.	2
108b	Diseases of the Buccal Cavity and its Annexa {	5	1	.	.	.	1	2	.	.	.	.	2
	F.	10	.	1	.	1	3	5	.	.	.	.	5
109	Diseases of Pharynx and Tonsils (including Adenoid Vegetations) {	24	.	1	.	.	.	1	1	.	.	1	3
	F.	24	.	.	.	.	.	.	.	2	2	2	6
110	Diseases of the Oesophagus ... .. {	7	.	.	.	.	.	.	.	.	.	.	.
	F.	3	.	.	.	.	.	.	.	.	.	.	.
111a	Ulcer of the Stomach ... .. {	132	.	.	.	.	.	.	1	.	.	.	1
	F.	75	.	.	.	.	.	.	.	.	.	.	.
111b	Ulcer of the Duodenum ... .. {	61	.	.	.	.	.	.	1	.	.	.	1
	F.	16	.	.	.	.	.	.	.	.	.	.	.
112a	Inflammation of Stomach ... .. {	123	2	6	12	8	12	40	6	9	1	.	56
	F.	147	4	5	8	9	9	35	5	1	2	3	46
112b	Other Diseases of the Stomach (Cancer excepted) {	49	.	.	.	3	2	5	.	1	.	.	6
	F.	42	3	2	.	5	1	11	.	.	.	1	12
113-114	Diarrhoea and Enteritis ... .. {	403	27	63	49	82	50	271	36	9	8	3	327
	F.	367	14	34	41	83	52	224	28	14	7	3	276
116	Diseases due to Intestinal Parasites {	3	.	.	.	.	.	.	.	1	1	.	2
	F.	1	.	.	.	.	.	.	.	.	1	.	1
117	Appendicitis ... .. {	96	.	.	.	.	.	.	1	.	4	5	10
	F.	58	.	.	.	.	.	.	1	1	1	3	6
118a	Hernia ... .. {	52	1	.	.	1	1	3	.	1	.	.	4
	F.	54	1	.	.	.	.	1	.	.	.	.	1
118b	Intestinal Obstruction ... .. {	99	.	.	1	4	6	11	1	3	.	.	15
	F.	119	.	.	2	4	2	8	1	1	1	.	11
119	Other Diseases of the Intestine ... .. {	29	.	.	.	1	1	2	1	1	.	2	6
	F.	22	1	.	.	.	.	1	.	.	.	.	1
120	Acute Yellow Atrophy of the Liver {	1	.	.	.	.	.	.	.	.	.	.	.
	F.	2	.	.	.	.	.	.	.	.	.	.	.
121	Hydatid Tumour of the Liver ... .. {	1	.	.	.	.	.	.	.	.	.	.	.
	F.	.	.	.	.	.	.	.	.	.	.	.	.
122	Cirrhosis of the Liver ... .. {	73	.	.	.	.	.	.	.	.	.	.	.
	F.	18	.	.	.	.	.	.	.	.	.	.	.
123	Biliary Calculi ... .. {	12	.	.	.	.	.	.	.	.	.	.	.
	F.	19	.	.	.	.	.	.	.	.	.	.	.
124	Other Diseases of the Liver ... .. {	50	.	.	.	1	1	2	.	.	.	.	2
	F.	66	.	.	.	.	.	.	.	1	.	.	1

NOTE.—No death occurred from the following disease, shown in the International List:—  
115. Ankylostomiasis.

at different Periods of Life in the Year 1929.

DEATH.																	International List Nos.
5—	10—	15—	20—	25—	30—	35—	40—	45—	50—	55—	60—	65—	70—	75—	85—	95 & upwards	
12	5	9	17	9	25	20	30	35	47	43	68	60	54	51	16		101b
15	5	11	11	6	9	26	14	21	32	32	49	57	54	46	3		
1	.	1	1	2	1	1	.	4	1	2	.	.	1	.	.		102a
.	.	.	1	.	.	.	.	1	2	.	.	.	.	.	.	.	
1	.	1	2	5	3	4	7	7	6	6	5	3	7	6	.		102b
.	1	3	1	3	9	1	3	5	5	.	2	5	10	6	.	.	
2	.	2	1	2	3	2	2	7	2	4	10	12	17	16	7		103
.	.	1	.	2	2	1	5	3	6	6	17	13	15	26	6	.	
.	.	.	.	.	.	.	2	1	1	.	.	.	2	1	1		104
.	.	1	.	.	.	.	.	.	1	.	1	.	.	1	.	.	
.	1	2	3	5	3	5	7	12	11	18	18	25	28	13	1		105
.	.	1	1	2	2	3	2	7	9	10	11	21	7	17	1	.	
.	.	.	.	.	.	.	1	2	.	1	.	1	.	3	.		106
.	.	.	.	.	.	.	.	.	.	.	.	1	2	.	.	.	
.	1	1	.	1	.	.	7	2	6	4	4	7	9	4	.		107
2	.	.	1	3	.	1	.	.	3	1	1	3	12	6	.	.	
24	22	22	25	23	26	42	48	50	90	107	95	100	89	63	4		108a
48	16	14	20	19	21	33	23	44	68	73	92	75	92	76	10	.	
.	2	1	1	1	1	2	1	.	.	1	.	.	.	1	.		108b
.	.	.	1	1	.	.	1	1	1	2	.	.	.	.	.	.	
5	2	.	2	1	1	1	.	.	2	1	1	2	1	2	.		109
6	1	2	.	1	1	3	.	1	2	.	1	.	.	.	.	.	
1	.	.	.	.	.	.	.	.	1	1	1	.	1	2	.		110
.	.	.	.	.	.	.	.	.	1	.	.	1	1	.	.	.	
1	1	.	2	3	5	7	9	9	16	24	17	15	6	9	.		111a
.	.	1	2	6	5	5	3	5	16	7	7	9	4	3	1	.	
1	.	1	2	.	7	7	5	5	8	7	6	4	8	1	.		111b
.	.	1	.	.	1	.	4	4	3	1	1	1	2	.	.	.	
2	.	1	3	1	1	1	3	4	6	8	9	12	10	7	.		112a
3	2	.	1	1	6	2	1	1	6	12	16	14	25	10	2	.	
1	.	.	1	3	1	4	2	2	5	6	7	5	5	2	.		112b
.	.	.	1	1	1	1	.	1	2	4	4	3	5	7	.	.	
9	2	1	1	1	1	6	4	4	8	7	7	7	9	8	1		113-114
13	1	2	1	3	2	1	5	5	7	10	10	9	14	6	2	.	
1	.	.	.	.	.	.	.	.	.	.	.	.	.	.	.		116
.	.	.	.	.	.	.	.	.	.	.	.	.	.	.	.	.	
5	10	8	10	7	2	5	8	4	6	4	8	5	3	1	.		117
11	4	4	10	3	.	2	1	4	1	4	3	3	1	1	.	.	
.	.	.	2	.	1	2	.	3	4	7	7	7	8	7	.		118a
2	1	.	.	.	.	1	4	2	4	9	11	3	5	11	.	.	
1	2	4	.	1	1	1	5	.	9	10	7	15	15	13	.		118b
1	.	3	1	1	2	7	3	9	6	10	14	15	13	19	4	.	
.	.	.	.	1	1	1	3	4	3	2	2	1	1	4	.		119
1	.	1	1	.	2	1	.	2	1	.	4	2	2	4	.	.	
.	.	.	.	.	.	.	1	1	.	.	.	.	.	.	.		120
.	.	.	.	.	.	.	.	.	.	.	.	.	.	.	.	.	
.	.	.	.	.	.	.	.	.	.	.	.	1	.	.	.		121
.	.	.	.	.	.	.	.	.	.	.	.	.	.	.	.	.	
.	.	.	.	.	1	2	4	8	11	11	10	12	11	3	.		122
.	.	.	.	.	.	.	.	2	3	5	2	2	2	2	.	.	
.	.	.	.	1	.	.	.	.	1	3	2	2	1	1	1		123
.	.	.	.	1	1	.	.	1	2	1	3	4	4	2	.	.	
.	1	.	1	1	1	2	.	3	6	8	7	5	7	4	2		124
1	1	.	1	.	.	6	2	3	9	7	13	6	8	7	1	.	

International List Nos.	Causes of Death	AGES AT												
		All Ages.	Under 1 Month	1—2 Mths.	2—3 Mths.	3—6 Mths.	6—12 Mths.	Total Under 1 year.	1—	2—	3—	4—	Total Under 5 years.	
	VI—DISEASES OF THE DIGESTIVE SYSTEM—Continued.													
125	Diseases of the Pancreas ... {M. F.	6 6	.	.	.	.	.	.	.	.	.	.	.	
126	Peritonitis of Unstated Origin ... {M. F.	37 36	.	.	1	.	1	1	2	1	.	1	2 4	
	VII. NON-VENEREAL DISEASES OF THE GENITO-URINARY SYSTEM AND ITS ANNEXA.	{M. F.	1,003 667	1	1	1	2 2	3 1	6 5	4	1 2	1	1 3	8 15
128	Acute Nephritis (including unspecified under 10 years of age) {M. F.	117 106	.	1	1	1	2 1	3 1	5 5	4	1 2	1	1 3	7 15
129	Chronic Nephritis (including unspecified over 10 years of age) {M. F.	598 450	.	.	.	.	.	.	.	.	.	.	.	
131	Other Diseases of the Kidneys and their Annexa (Diseases of the Kidneys in Pregnancy excluded).	{M. F.	30 28	.	.	.	.	.	.	.	.	.	.	
132	Calculi of the Urinary Passages ... {M. F.	8 4	.	.	.	.	.	.	.	.	.	.	.	
133a	Cystitis ... {M. F.	67 10	.	.	.	.	.	.	.	.	.	.	.	
133b	Other Diseases of the Bladder ... {M. F.	30 1	.	.	.	.	.	.	.	.	.	.	.	
134a	Stricture of the Urethra ... {M. F.	1 .	.	.	.	.	.	.	.	.	.	.	.	
134b	Other Diseases of the Urethra ... {M. F.	2 .	.	.	.	.	.	.	.	.	.	.	.	
135	Diseases of the Prostate ... M.	145	.	.	.	.	.	.	.	.	.	.	.	
136	Non-Veneral Diseases of the Male Genital Organs ... M.	5	.	.	.	1	.	1	.	.	.	.	1	
137	Cysts and other non-malignant Tumours of the Ovary ... F.	20	.	.	.	.	.	.	.	.	.	.	.	
138	Pelvic Abscess and Salpingitis ... F.	12	.	.	.	.	.	.	.	.	.	.	.	
139	Non-malignant Tumours of the Uterus ... F.	26	.	.	.	.	.	.	.	.	.	.	.	
140	Non-Puerperal Uterine Haemorrhage F.	5	.	.	.	.	.	.	.	.	.	.	.	
141	Other Diseases of the Female Genital Organs ... F.	4	.	.	.	.	.	.	.	.	.	.	.	
142	Non-Puerperal Disease of the Breast F.	1	.	.	.	.	.	.	.	.	.	.	.	
	VIII. THE PUERPERAL STATE F.	239	.	.	.	.	.	.	.	.	.	.	.	
143	Accidents of Pregnancy—													
	a. Abortion ... F.	4	.	.	.	.	.	.	.	.	.	.	.	
	b. Ectopic Gestation ... F.	1	.	.	.	.	.	.	.	.	.	.	.	
	c. Other Accidents ... F.	10	.	.	.	.	.	.	.	.	.	.	.	
144	Puerperal Haemorrhage ... F.	57	.	.	.	.	.	.	.	.	.	.	.	
145	Other Accidents of Childbirth ... F.	42	.	.	.	.	.	.	.	.	.	.	.	
146	Puerperal Sepsis ... F.	80	.	.	.	.	.	.	.	.	.	.	.	
147	Phlegmasia Alba Dolens; Puerperal Embolism, and Sudden Death in the Puerperium ... F.	6	.	.	.	.	.	.	.	.	.	.	.	
148	Puerperal Albuminuria and Convulsions ... F.	38	.	.	.	.	.	.	.	.	.	.	.	
149	Childbirth not assignable elsewhere F.	1	.	.	.	.	.	.	.	.	.	.	.	
	IX. DISEASES OF THE SKIN AND CELLULAR TISSUE {M. F.	120 103	7 3	.	.	1 2	3 2	11 7	3	1 1	.	1	16 8	
151	Gangrene ... {M. F.	54 65	.	.	.	.	1	1	.	1	.	.	1 2	

NOTE.—No deaths occurred from the following diseases, shown in the International List:—

127. Other diseases of the digestive system. 130. Chyluria.

150. Puerperal diseases of the breast.

at different periods of Life in the Year 1929.

DEATH.																	International List Nos.
5—	10—	15—	20—	25—	30—	35—	40—	45—	50—	55—	60—	65—	70—	75—	85—	95 & up-wards	
.	1	.	.	.	.	.	1	2	1	2	.	1	.	.	.	.	125
7	5	5	1	1	1	1	3	1	3	4	3	6	3	.	.	.	126
7	6	15	12	10	14	24	39	47	79	92	132	140	180	166	31	1	
7	5	9	13	16	22	34	35	50	66	78	78	83	75	71	9	1	
6	4	7	4	4	3	4	10	8	11	9	13	9	12	6	.	.	128
4	1	3	4	4	6	3	5	12	12	10	9	7	5	6	.	.	
1	1	7	7	4	8	18	28	34	54	70	83	92	93	82	16	.	129
3	3	3	6	2	10	22	23	27	46	54	57	67	61	59	6	1	
.	1	.	.	1	1	1	.	1	4	4	5	4	4	5	.	.	131
.	1	1	1	.	.	2	.	1	1	5	4	2	5	2	2	.	
.	.	.	.	1	1	1	.	.	.	1	.	2	1	1	.	.	132
.	.	.	.	.	.	.	.	.	1	1	1	.	1	.	.	.	
.	.	1	1	1	.	.	.	1	5	3	12	11	15	13	3	1	133a
.	.	1	.	.	.	.	.	2	1	1	2	1	.	1	1	.	
.	.	.	.	.	.	.	.	1	1	1	4	1	4	16	3	.	133b
.	.	.	.	.	.	.	.	.	1	.	.	.	.	.	.	.	
.	.	.	.	.	.	.	.	.	1	.	.	.	.	.	.	.	134a
.	.	.	.	.	.	.	.	.	.	1	.	.	.	.	.	.	
.	.	.	.	.	.	.	1	.	.	1	.	.	.	.	.	.	134b
.	.	.	.	.	.	.	.	1	3	4	15	21	50	42	9	.	135
.	.	.	.	.	1	.	.	1	.	.	.	.	1	1	.	.	136
.	.	.	.	1	1	1	.	3	3	3	4	2	1	1	.	.	137
.	.	.	1	5	1	3	1	1	.	.	.	.	.	.	.	.	138
.	.	.	.	2	2	3	5	2	2	3	1	2	2	2	.	.	139
.	.	1	.	1	1	.	1	1	.	.	.	.	.	.	.	.	140
.	.	.	1	.	1	.	.	.	.	.	.	2	.	.	.	.	141
.	.	.	.	.	.	.	.	1	.	.	.	.	.	.	.	.	142
.	.	4	13	50	70	65	33	4	.	.	.	.	.	.	.	.	
.	.	.	.	1	2	1	.	.	.	.	.	.	.	.	.	.	
.	.	.	.	.	1	.	.	.	.	.	.	.	.	.	.	.	143
.	.	1	1	1	3	3	1	.	.	.	.	.	.	.	.	.	
.	.	.	1	6	18	15	15	2	.	.	.	.	.	.	.	.	144
.	.	.	4	6	12	14	6	.	.	.	.	.	.	.	.	.	145
.	.	1	5	26	21	19	7	1	.	.	.	.	.	.	.	.	146
.	.	.	.	2	2	1	1	.	.	.	.	.	.	.	.	.	147
.	.	2	2	7	11	12	3	1	.	.	.	.	.	.	.	.	148
.	.	.	.	1	.	.	.	.	.	.	.	.	.	.	.	.	149
2	1	1	.	.	3	3	5	4	8	8	16	14	17	22	3	.	
.	.	.	.	.	1	1	7	1	3	9	8	10	18	27	4	2	
.	.	.	.	.	.	.	1	.	2	3	9	8	10	17	3	.	151
.	1	.	.	.	.	1	.	.	2	5	4	7	15	23	3	2	

International List Nos.	Causes of Death	AGES AT										
		All Ages.	Under 1 Month	1—2 Mths.	2—3 Mths.	3—6 Mths.	6—12 Mths.	Total Under 1 year.	1—	2—	3—	4—
IX. DISEASES OF THE SKIN AND CELLULAR TISSUE—continued.												
152	Furuncle ... ..	{ M. 10 F. .	. .	. .	. .	. .	. .	. .	. .	. .	. .	. .
153	Cellulitis, Acute Abscess ... ..	{ M. 23 F. 14	1 1	. .	. .	. .	1 1	2 2	. .	. .	. .	1 3
154	Other Diseases of the Skin and its Annexa	{ M. 33 F. 24	6 2	. .	. .	1 1	1 1	8 4	3 .	1 .	. .	12 4
X. DISEASES OF THE BONES AND ORGANS OF LOCOMOTION												
155	Diseases of the Bones (Tuberculosis and Rickets excepted)	{ M. 43 F. 19	. .	1 1	. .	. .	. .	1 1	. .	4 4	. .	5 1
156	Diseases of the Joints (Tuberculosis and Rheumatism excepted)	{ M. 5 F. 3	. .	. .	. .	. .	. .	. .	. .	. .	. .	. .
158	Other Diseases of the Organs of Locomotion	{ M. 5 F. .	. .	. .	. .	. .	. .	. .	. .	. .	. .	. .
XI. MALFORMATIONS.												
159	Congenital Malformations (Stillbirths excepted)	{ M. 107 F. 97	52 49	5 11	10 6	9 7	10 3	86 76	7 7	1 3	3 3	1 97
XII. DISEASES OF EARLY INFANCY												
160	Congenital Debility, Icterus and Sclerema	{ M. 593 F. 433	308 204	88 68	60 48	96 78	41 35	593 433	. .	. .	. .	593 433
161a	Premature Birth ... ..	{ M. 252 F. 184	226 160	16 12	2 6	6 5	2 1	252 184	. .	. .	. .	252 184
161b	Injury at Birth ... ..	{ M. 21 F. 22	21 21	. 1	. .	. .	. .	21 22	. .	. .	. .	21 22
162a	Atelectasis ... ..	{ M. 34 F. 17	33 15	. 2	. .	1 .	. .	34 17	. .	. .	. .	34 17
162b	Other Diseases Peculiar to Early Infancy	{ M. 14 F. 4	12 4	2 .	. .	. .	. .	14 4	. .	. .	. .	14 4
163	Lack of Care ... ..	{ M. 13 F. 15	12 15	1 .	. .	. .	. .	13 15	. .	. .	. .	13 15
XIII. OLD AGE.												
164	Senility ... ..	{ M. 3,487 F. 4,275	. .	. .	. .	. .	. .	. .	. .	. .	. .	. .
XIV. EXTERNAL CAUSES												
165-174	Suicide ... ..	{ M. 89 F. 22	. .	. .	. .	. .	. .	. .	. .	. .	. .	. .
175	Food Poison ... ..	{ M. 2 F. .	. .	. .	. .	. .	. .	. .	. .	. .	. .	. .
177	Other Acute Accidental Poisonings	{ M. 6 F. 2	. .	. .	. .	. .	. .	. .	1 .	. .	. .	1 .
179	Burns (Conflagration excepted) and Scalds	{ M. 60 F. 100	. .	. .	. 1	. 2	2 5	4 6	7 9	7 12	6 7	3 9
180	Accidental Mechanical Suffocation	{ M. 14 F. 11	5 4	3 1	. 2	3 1	1 .	12 8	1 .	. 1	. .	13 9

NOTE.—No deaths occurred from the following causes, shown in the International List:—

157. Amputations.

176. Poisoning by venomous animals.

178. Conflagration.





International List Nos.	Causes of Death	AGES AT											
		All Ages.	Under 1 Month	1—2 Mths.	2—3 Mths.	3—6 mths.	6—12 Mths.	Total Under 1 year.	1—	2—	3—	4—	Total Under 5 years.
XIV. EXTERNAL CAUSES—continued.													
181	Accidental Absorption of Irrespirable or Poisonous Gas ...	M. 2 F. 1	.	.	.	.	.	.	.	.	.	.	.
182	Accidental Drowning ...	M. 100 F. 25	1	.	.	.	.	1	4	2	1	2	10
183	Accidental Injury by Firearms ...	M. 13 F. .	.	.	.	.	.	.	.	.	.	.	.
184	Cutting and Piercing Instruments	M. 2 F. .	.	.	.	.	.	.	.	.	1	.	1
185	Accidental Injury by Fall ...	M. 69 F. 38	.	.	.	1	2	3	3	.	1	1	5 3
186	Accidental Injuries in Mines or Quarries ...	M. 6 F. .	.	.	.	.	.	.	.	.	.	.	.
187	Accidental Injuries by Machinery ...	M. 4 F. .	.	.	.	.	.	.	.	.	.	.	.
188a	Accidental Injury by Vehicles, (Motors, Railways,) etc.	M. 157 F. 43	.	.	.	.	.	.	3 2	1 1	2 2	3	9 5
188b	Accidental Injury by other Forms of crushing.	M. 17 F. .	.	.	.	.	.	.	.	.	.	.	.
189	Injury by Animals (poisoning excepted).	M. 12 F. 3	.	.	.	.	.	.	.	.	.	1	1
190	Wounds of War ...	M. 7 F. .	.	.	.	.	.	.	.	.	.	.	.
192	Hunger or Thirst ...	M. . F. 2	.	.	.	.	.	.	.	.	.	.	.
193	Excessive Cold ...	M. 5 F. 1	.	.	.	.	.	.	.	.	.	.	.
194	Excessive Heat ...	M. 1 F. 2	.	.	.	.	.	.	.	.	.	.	.
195	Lightning ...	M. 1 F. .	.	.	.	.	.	.	.	.	.	.	.
196	Electricity (Lightning excepted) ...	M. 3 F. .	.	.	.	.	.	.	.	.	.	.	.
197-200	Homicide: Infanticide ...	M. 18 F. 7	7 6	.	.	.	.	7 6	.	.	.	1	8 6
201	Fracture (Cause not specified) ...	M. 42 F. 36	.	.	.	.	.	.	.	1	1	.	2
202	Other External Violence ...	M. 22 F. 10	.	.	.	.	.	.	1	1	.	1	3
203	Violence (cause unknown) ...	M. 12 F. 4	.	.	.	.	.	.	.	.	.	1	1
XV. ILL-DEFINED CAUSES													
		M. 465 F. 462	4 4	.	1 1	1 2	.	6 7	18 20	10 14	5 7	2 2	41 50
204	Sudden Death ...	M. 42 F. 32	.	.	.	1	.	1	.	.	.	1	1 1
205a	Heart Failure (1-70) ...	M. 223 F. 231	.	.	.	.	.	.	1 1	.	1	.	1 2
205b	Ill-defined Causes ...	M. 183 F. 184	3	.	.	1 1	.	4 1	17 18	10 12	5 7	1 2	37 40
205c	Cause unstated ...	M. 17 F. 15	1 4	.	1 1	.	.	2 5	.	1	.	.	2 7

at different Periods of Life in the Year 1929.

DEATH.																	Inter- national List Nos.
5—	10—	15—	20—	25—	30—	35—	40—	45—	50—	55—	60—	65—	70—	75—	85—	95 & up- wards	
.	.	1	.	.	1	.	.	.	.	.	1	.	.	.	.	.	181
5	4	9	19	12	3	5	4	3	8	5	4	2	5	2	.	.	182
1	.	2	3	.	3	1	1	.	2	.	.	.	.	.	.	.	183
.	.	1	.	.	.	.	.	.	.	.	.	.	.	.	.	.	184
1	1	1	7	3	1	4	10	3	4	4	2	6	8	6	1	2	185
.	2	1	.	.	.	.	1	1	2	2	1	3	3	12	6	1	186
.	.	.	1	1	.	1	1	1	.	.	1	.	.	.	.	.	187
.	.	.	1	1	.	1	.	.	.	.	1	.	.	.	.	.	188a
12	8	6	21	11	13	11	8	9	8	8	15	6	6	4	2	.	188a
6	3	5	4	1	1	.	.	1	2	2	3	2	5	3	.	.	188b
.	1	.	1	4	2	.	1	2	3	1	.	1	.	1	.	.	189
1	1	1	.	1	.	1	.	2	1	2	.	2	.	.	1	.	190
.	.	.	.	2	.	1	1	3	.	.	.	.	.	.	.	.	191
.	.	.	.	.	.	.	.	.	.	.	.	1	1	.	.	.	192
.	.	1	1	.	.	1	1	.	.	.	1	.	1	.	.	.	193
.	.	.	.	.	.	.	1	.	.	.	1	.	.	1	.	.	194
.	.	.	.	.	.	.	.	.	.	1	.	.	.	.	.	.	195
.	.	1	1	.	.	.	.	1	.	.	.	.	.	.	.	.	196
.	.	.	1	.	1	.	3	.	1	2	1	.	.	1	.	.	197- 200
2	2	.	.	1	1	2	4	1	1	1	7	5	6	7	2	.	201
1	.	1	2	.	2	1	1	1	1	.	5	10	6	8	4	.	201
.	2	1	2	.	2	1	1	1	1	.	1	2	3	1	1	.	202
.	.	1	1	.	1	1	.	.	1	.	1	.	2	1	.	.	202
.	.	.	.	1	3	1	.	.	2	.	3	.	1	2	.	.	203
.	.	.	.	.	.	.	.	.	.	.	1	.	.	.	.	.	203
5	2	7	4	3	5	4	10	16	31	47	98	184	6	2	.	.	
9	4	7	4	5	6	12	19	18	38	38	82	168	1	1	.	.	
1	.	.	.	1	1	1	3	1	5	5	10	15	.	.	.	.	204
.	1	1	2	.	2	2	6	10	16	32	56	94	.	.	.	.	205a
.	1	5	1	4	2	8	11	13	31	25	44	84	.	.	.	.	205a
5	1	4	2	2	2	1	1	2	8	9	31	72	5	1	.	.	205b
7	2	2	3	.	3	3	4	1	6	7	31	73	1	1	.	.	205b
1	1	2	.	1	.	.	.	3	2	1	1	3	1	1	.	.	205c
.	.	.	.	.	.	.	.	2	.	1	.	3	.	.	.	.	205c

ABSTRACT V.—CAUSES OF DEATH IN SAORSTÁT ÉIREANN, by Sexes, Ages, and Places of Occurrence in the Year 1929.

International List Nos.	CAUSES OF DEATH	SEXES			AGES AT DEATH						PLACES OF OCCURRENCE.				Uncertified Deaths
		Males	Females	Total	Under 1 year	1-5	5-15	15-45	45-65	65 years and up.	General and Special Hospitals	Mental Hospitals	County Homes and Hospitals, District Hospitals, and Co. Infirmary.	Elsewhere	
1	Enteric Fever ... ..	48	40	88	2	.	7	53	19	7	8	3	61	16	.
2	Typhus ... ..	4	3	7	.	1	1	4	1	.	1	.	4	2	.
6	Small-pox ... ..	.	.	.	.	.	.	.	.	.	.	.	.	.	.
7	Measles ... ..	77	62	139	26	86	16	10	.	1	1	.	24	114	29
8	Scarlet Fever ... ..	29	33	62	3	19	29	10	1	.	11	1	27	23	.
9	Whooping-cough ... ..	186	207	393	197	174	21	1	.	.	37	.	21	335	82
10	Diphtheria ... ..	160	144	304	20	110	147	19	7	1	83	3	135	83	9
16	Dysentery ... ..	8	1	9	1	.	1	3	3	1	.	3	.	6	.
11	Influenza ... ..	781	878	1,659	68	66	49	208	446	822	35	59	149	1,416	435
23	Encephalitis Lethargica	22	12	34	.	1	6	16	11	.	8	.	7	19	.
24	Meningococcal Meningitis.	15	6	21	1	3	9	5	3	.	6	.	5	10	.
31	Tuberculosis of Respiratory System ... ..	1,446	1,553	2,999	12	27	113	2,152	596	99	526	230	643	1,600	144
32-37	Other Tuberculosis ... ..	464	412	876	72	130	163	398	88	25	131	54	248	443	26
43-49	Cancer, Malignant Disease	1,654	1,462	3,116	1	7	7	239	1,549	1,313	416	55	657	1,988	132
51	Rheumatic Fever ... ..	53	55	108	.	.	34	39	22	13	7	1	13	87	4
57	Diabetes ... ..	136	93	229	.	2	5	41	81	100	25	1	34	169	19
74	Cerebral Haemorrhage	642	821	1,463	.	1	4	79	505	874	77	33	173	1,180	174
87-90	Heart Disease ... ..	2,687	2,929	5,616	3	6	55	526	1,874	3,152	274	210	954	4,178	560
91b	Arterio-sclerosis... ..	154	98	252	.	.	.	6	76	170	22	5	48	177	1
99	Bronchitis ... ..	1,270	1,426	2,696	226	118	22	116	671	1,543	72	31	413	2,180	485
100-1	Pneumonia (all forms) ... ..	1,434	1,174	2,608	422	458	91	336	609	692	235	48	296	2,029	149
97-8 102-7	Other Diseases of Respiratory System ... ..	444	346	790	47	39	17	134	230	323	64	19	88	619	105
111	Ulcer of Stomach or Duodenum ... ..	193	91	284	.	2	3	80	136	63	52	5	64	163	13
113	Diarrhoea and Enteritis under 2 years ... ..	307	252	559	495	64	.	.	.	.	95	1	82	381	17
117	Appendicitis ... ..	96	58	154	.	16	30	60	34	14	67	.	54	33	3
122	Cirrhosis of the Liver	73	18	91	.	.	.	7	52	32	8	1	15	67	1
128-9	Acute and Chronic Nephritis ... ..	715	556	1,271	10	12	23	195	509	522	119	25	259	868	74
146	Puerperal Sepsis ... ..	.	80	80	.	.	.	79	1	.	23	1	24	32	.
143-5 147-50	Other Accidents and Diseases of Pregnancy and Parturition ... ..	.	159	159	.	.	.	156	3	.	24	.	39	96	14
159-161	Congenital Debility and Malformation: Premature Birth ... ..	973	736	1,709	1,667	25	10	7	.	.	294	.	219	1,196	482
165-174	Suicide ... ..	89	22	111	.	.	.	35	55	21	13	4	4	90	.
175-203	Other Deaths from Violence ... ..	575	285	860	47	100	74	272	168	199	188	3	160	509	20
—	Other Defined Diseases	6,347	6,970	13,317	769	345	257	879	1,574	9,493	651	412	1,564	10,690	6,232
204- 205	Causes ill-defined or Unknown ... ..	465	462	927	13	78	20	86	368	362	16	6	40	865	645
	ALL CAUSES ... ..	21,547	21,444	42,991	4,102	1,890	1,214	6,251	9,692	19,842	3,589	1,214	6,524	31,664	9,855

ABSTRACT V.—*continued*.—ADMINISTRATIVE COUNTY OF CARLOW.—CAUSES OF DEATH, by Sexes, Ages, and Places of Occurrence in the Year 1929.

International List Nos.	CAUSES OF DEATH	SEXES			AGES AT DEATH						PLACES OF OCCURRENCE				Uncertified Deaths
		Males	Females	Total	Under 1 year	1-5	5-15	15-45	45-65	65 years and up.	General and Special Hospitals	Mental Hospitals	County, House and Hospitals, District Hospitals, and Co. Infirmary	Elsewhere	
1	Enteric Fever ... ..	1	1	2	.	.	1	1	.	.	.	.	2	.	.
2	Typhus ... ..	.	.	.	.	.	.	.	.	.	.	.	.	.	.
6	Small-pox ... ..	.	.	.	.	.	.	.	.	.	.	.	.	.	.
7	Measles ... ..	2	.	2	.	2	.	.	.	.	.	.	.	2	.
8	Scarlet Fever ... ..	.	3	3	1	.	1	.	1	.	.	.	.	3	.
9	Whooping-cough ... ..	3	4	7	2	5	.	.	.	.	.	.	.	7	3
10	Diphtheria ... ..	.	.	.	.	.	.	.	.	.	.	.	.	.	.
16	Dysentery ... ..	.	.	.	.	.	.	.	.	.	.	.	.	.	.
11	Influenza ... ..	16	14	30	2	1	3	4	6	14	.	1	2	27	5
23	Encephalitis Lethargica	.	.	.	.	.	.	.	.	.	.	.	.	.	.
24	Meningococcal Meningitis	.	.	.	.	.	.	.	.	.	.	.	.	.	.
31	Tuberculosis of Respiratory System ... ..	7	18	25	.	1	2	13	6	3	3	.	9	13	1
32-37	Other Tuberculosis ... ..	6	8	14	.	2	2	9	.	1	1	.	2	11	.
43-49	Cancer, Malignant Disease	19	15	34	.	.	.	1	15	18	3	3	8	20	.
51	Rheumatic Fever ... ..	.	.	.	.	.	.	.	.	.	.	.	.	.	.
57	Diabetes ... ..	.	.	.	.	.	.	.	.	.	.	.	.	.	.
74	Cerebral Haemorrhage...	8	11	19	.	.	.	1	9	9	.	1	2	16	1
87-90	Heart Disease ... ..	43	46	89	.	1	.	11	31	46	2	3	22	62	2
91b	Arterio-sclerosis... ..	2	.	2	.	.	.	.	1	1	.	.	.	2	.
99	Bronchitis ... ..	15	8	23	3	1	1	1	5	12	.	2	6	15	.
100-1	Pneumonia (all forms)	12	9	21	3	2	.	2	7	7	.	1	5	15	2
97-8 102-7	Other Diseases of Respiratory System ... ..	1	6	7	.	1	.	1	5	.	.	.	1	6	1
111	Ulcer of Stomach or Duodenum ... ..	1	2	3	.	.	.	1	2	.	.	.	.	3	.
113	Diarrhoea and Enteritis under 2 years ... ..	3	.	3	2	1	.	.	.	.	.	.	.	3	.
117	Appendicitis ... ..	2	.	2	.	1	.	1	.	.	2	.	.	.	.
122	Cirrhosis of the Liver ... ..	1	.	1	.	.	.	.	1	.	.	.	.	1	.
128-9	Acute and Chronic Nephritis ... ..	12	2	14	.	.	.	3	7	4	.	.	2	12	.
146	Puerperal Sepsis ... ..	.	1	1	.	.	.	1	.	.	.	.	1	.	.
143-5 147-50	Other Accidents and Diseases of Pregnancy and Parturition ... ..	.	1	1	.	.	.	1	.	.	.	.	.	1	.
159-161	Congenital Debility and Malformation: Premature Birth ... ..	20	14	34	34	.	.	.	.	.	3	.	7	24	10
165-174	Suicide ... ..	2	1	3	.	.	.	.	3	.	1	.	.	2	.
175-203	Other Deaths from Violence ... ..	4	1	5	1	.	1	2	1	.	1	.	1	3	.
—	Other Defined Diseases	75	86	161	7	5	4	13	21	111	8	2	20	131	61
204- 205	Causes Ill-defined or Unknown ... ..	1	7	8	.	1	1	.	3	3	.	.	.	8	5
	ALL CAUSES ..	256	258	514	55	24	16	66	124	229	24	13	90	387	91

ABSTRACT V.—continued.—ADMINISTRATIVE COUNTY OF DUBLIN.—CAUSES OF DEATH, by Sexes, Ages, and Places of Occurrence in the Year 1929.

International List Nos.	CAUSES OF DEATH	SEXES			AGES AT DEATH						PLACES OF OCCURRENCE				Uncertified Deaths
		Males	Females	Total	Under 1 year	1-5	5-15	15-45	45-65	65 years and up	General and Special Hospitals	Mental Hospitals	County Homes and Hospitals, District Hospitals, and Co. Infirmary.	Elsewhere	
1	Enteric Fever ... ..	.	4	4	1	.	.	3	.	.	1	.	2	1	.
2	Typhus ... ..	.	.	.	.	.	.	.	.	.	.	.	.	.	.
6	Small-pox ... ..	.	.	.	.	.	.	.	.	.	.	.	.	.	.
7	Measles ... ..	.	1	1	.	1	.	.	.	.	.	.	.	1	.
8	Scarlet Fever ... ..	2	1	3	.	2	.	1	.	.	2	.	.	1	.
9	Whooping-cough ... ..	9	11	20	13	5	2	.	.	.	4	.	.	16	.
10	Diphtheria ... ..	14	8	22	.	13	9	.	.	.	15	.	3	4	.
16	Dysentery ... ..	.	.	.	.	.	.	.	.	.	.	.	.	.	.
11	Influenza ... ..	40	52	92	2	4	4	9	14	59	8	3	3	78	.
23	Encephalitis Lethargica	1	.	1	.	.	.	.	1	.	1	.	.	.	.
24	Meningococcal Meningitis	1	1	2	.	2	.	.	.	.	1	.	.	1	.
31	Tuberculosis of Respiratory System ... ..	103	93	196	1	1	9	132	47	6	72	15	15	94	.
32-37	Other Tuberculosis ...	34	35	69	2	13	12	32	7	3	17	4	5	43	1
43-49	Cancer, Malignant Disease	103	118	221	1	.	2	23	105	90	67	2	14	138	.
51	Rheumatic Fever ... ..	3	6	9	.	.	2	2	2	3	1	.	.	8	1
57	Diabetes ... ..	10	7	17	.	.	1	4	5	7	2	.	1	14	.
74	Cerebral Haemorrhage...	58	85	143	.	.	1	3	53	86	24	5	6	108	.
87-90	Heart Disease ... ..	187	237	424	.	1	6	38	133	246	54	23	37	310	3
91b	Arterio-sclerosis... ..	34	19	53	.	.	.	.	16	37	9	.	6	38	.
99	Bronchitis ... ..	64	113	177	8	2	.	8	33	126	14	4	23	136	4
100-1	Pneumonia all forms	108	97	205	24	33	5	24	59	60	37	3	11	154	.
97-8 102-7	Other Diseases of Respiratory System ... ..	32	24	56	4	.	1	7	14	30	7	1	4	44	.
111	Ulcer of Stomach or Duodenum ... ..	7	2	9	.	1	.	5	1	2	5	.	.	4	.
113	Diarrhoea and Enteritis under 2 years ... ..	13	15	28	25	3	.	.	.	.	10	.	1	17	.
117	Appendicitis ... ..	6	1	7	.	.	2	2	2	1	7	.	.	.	.
122	Cirrhosis of the Liver	4	2	6	.	.	.	.	3	3	1	.	.	5	.
128-9	Acute and Chronic Nephritis ... ..	47	56	103	.	.	4	18	46	35	28	3	13	59	1
146	Puerperal Sepsis ... ..	.	6	6	.	.	.	6	.	.	5	.	.	1	.
143-5 147-50	Other Accidents and Diseases of Pregnancy and Parturition ... ..	.	5	5	.	.	.	5	.	.	2	.	.	3	.
159-161	Congenital Debility and Malformation: Premature Birth ... ..	55	48	103	97	5	1	.	.	.	38	.	6	59	5
165-174	Suicide ... ..	10	1	11	.	.	.	3	5	3	.	.	.	11	.
175-203	Other Deaths from Violence ... ..	43	20	63	1	5	10	21	16	10	28	1	1	33	.
—	Other Defined Diseases	255	303	558	68	22	15	48	112	293	114	31	47	366	21
204- 205	Causes Ill-defined or Unknown ... ..	8	14	22	2	4	.	1	8	7	1	1	2	18	6
	ALL CAUSES ... ..	1,251	1,385	2,636	249	117	86	395	682	1,107	575	96	200	1,765	42

ABSTRACT V.—continued.—COUNTY BOROUGH OF DUBLIN.—CAUSES OF DEATH, by Sexes, Ages, and Places of Occurrence in the Year 1929.

International List Nos.	CAUSES OF DEATH	SEXES			AGES AT DEATH						PLACES OF OCCURRENCE				Uncertified Deaths
		Males	Females	Total	Under 1 year	1-5	5-15	15-45	45-65	65 years and up.	General and Special Hospitals	Mental Hospitals	County Homes and Hospitals, District Hospitals, and Co. Infirmary	Elsewhere	
1	Enteric Fever ...	1	.	1	.	.	.	1	.	.	1	.	.	.	.
2	Typhus ...	.	1	1	.	.	.	1	.	.	1	.	.	.	.
6	Small-pox ...	.	.	.	.	.	.	.	.	.	.	.	.	.	.
7	Measles ...	3	.	3	1	2	.	.	.	.	1	.	.	2	.
8	Scarlet Fever ...	3	3	6	.	3	2	1	.	.	5	.	.	1	.
9	Whooping-cough ...	46	41	87	37	47	3	.	.	.	32	.	.	55	.
10	Diphtheria ...	28	31	59	11	30	18	.	.	.	51	.	1	7	.
16	Dysentery ...	.	.	.	.	.	.	.	.	.	.	.	.	.	.
11	Influenza ...	70	94	164	5	9	4	36	58	52	23	9	17	115	.
23	Encephalitis Lethargica	2	4	6	.	1	1	3	1	.	3	.	.	3	.
24	Meningococcal Meningitis	3	1	4	1	.	1	2	.	.	4	.	.	.	.
31	Tuberculosis of Respiratory System ...	250	230	480	3	7	16	341	99	14	207	42	52	179	1
32-37	Other Tuberculosis ...	67	56	123	9	24	30	51	9	.	65	1	23	34	.
43-49	Cancer, Malignant Disease	177	193	370	.	1	1	42	226	100	142	8	52	168	.
51	Rheumatic Fever ...	8	6	14	.	.	4	4	5	1	2	.	2	10	.
57	Diabetes ...	4	9	13	.	.	.	.	10	3	4	.	6	3	.
74	Cerebral Haemorrhage...	53	105	158	.	.	1	17	62	78	30	2	31	95	.
87-90	Heart Disease ...	241	406	647	1	1	11	71	240	323	128	31	107	381	4
91b	Arterio-sclerosis...	19	14	33	.	.	.	2	14	17	7	1	11	14	.
99	Bronchitis ...	251	328	579	43	15	3	37	210	271	38	8	163	370	2
100-1	Pneumonia (all forms)	233	239	522	131	136	16	76	96	67	152	4	36	330	.
97-8 102-7	Other Diseases of Respiratory System ...	80	55	135	6	11	1	36	48	33	33	5	10	87	1
111	Ulcer of Stomach or Duodenum ...	18	5	23	.	.	.	8	11	4	15	.	2	6	.
113	Diarrhoea and Enteritis under 2 years ...	95	71	166	146	20	.	.	.	.	61	.	11	94	.
117	Appendicitis ...	9	5	14	.	1	2	8	1	2	12	.	1	1	.
122	Cirrhosis of the Liver...	10	4	14	.	.	.	1	10	3	5	.	3	6	.
128-9	Acute and Chronic Nephritis ...	100	93	193	1	4	.	34	98	56	54	3	54	82	.
146	Puerperal Sepsis ...	.	13	13	.	.	.	13	.	.	11	.	.	2	.
143-5 147-50	Other Accidents and Diseases of Pregnancy and Parturition ...	.	17	17	.	.	.	16	1	.	11	.	.	6	.
159-161	Congenital Debility and Malformation: Premature Birth ...	196	168	364	358	4	2	.	.	.	163	.	24	177	7
165-174	Suicide ...	7	1	8	.	.	.	4	3	1	6	.	1	1	.
175-203	Other Deaths from Violence ...	74	60	134	12	22	16	42	21	21	104	.	5	25	.
—	Other Defined Diseases	436	454	890	148	69	26	112	196	339	246	43	164	437	13
204-205	Causes Ill-defined or Unknown ...	24	21	45	.	10	2	2	20	11	7	2	7	29	9
	ALL CAUSES ...	2,558	2,728	5,286	913	417	160	961	1,439	1,396	1,624	159	783	2,720	37

ABSTRACT V.—continued.—ADMINISTRATIVE COUNTY OF KILDARE.—CAUSES OF DEATH, by Sexes, Ages, and Places of Occurrence in the Year 1929.

Inter- national List Nos.	CAUSES OF DEATH	SEXES			AGES AT DEATH						PLACES OF OCCURRENCE				Uncer- tified Deaths
		Males	Fe- males	Total	Under 1 year	1-5	5-15	15-45	45-65	65 years and up.	General and Special Hospitals	Mental Hospitals	County Homes and Hospitals, District Hospitals, and Co. Infirmary	Else- where	
1	Enteric Fever ... ..	.	.	.	.	.	.	.	.	.	.	.	.	.	.
2	Typhus ... ..	.	.	.	.	.	.	.	.	.	.	.	.	.	.
6	Small-pox ... ..	.	.	.	.	.	.	.	.	.	.	.	.	.	.
7	Measles ... ..	.	.	.	.	.	.	.	.	.	.	.	.	.	.
8	Scarlet Fever ... ..	1	.	1	.	1	.	.	.	.	.	.	.	1	.
9	Whooping-cough ... ..	1	.	1	.	1	.	.	.	.	.	.	.	1	.
10	Diphtheria ... ..	3	2	5	1	3	1	.	.	.	.	3	.	2	.
16	Dysentery ... ..	.	.	.	.	.	.	.	.	.	.	.	.	.	.
11	Influenza ... ..	9	18	27	2	.	.	1	8	16	.	5	5	17	.
23	Encephalitis Lethargica	1	.	1	.	.	.	1	.	.	1	.	.	.	.
24	Meningococcal Meningitis	1	.	1	.	.	1	.	.	.	1	.	.	.	.
31	Tuberculosis of Respira- tory System ... ..	28	42	70	.	1	1	49	17	2	9	3	7	51	.
32-37	Other Tuberculosis ... ..	9	10	19	2	4	3	6	4	.	3	.	3	13	.
43-49	Cancer, Malignant Disease	35	19	54	.	.	.	6	23	25	7	1	14	32	.
51	Rheumatic Fever ... ..	.	1	1	.	.	.	1	.	.	.	.	.	1	.
57	Diabetes ... ..	1	.	1	.	.	.	1	.	.	.	.	.	1	.
74	Cerebral Hemorrhage ...	14	12	26	.	.	.	1	12	13	.	1	1	24	2
87-90	Heart Disease ... ..	91	65	156	.	.	2	8	65	81	5	4	41	106	8
91b	Arterio-sclerosis ... ..	1	3	4	.	.	.	.	2	2	.	1	.	3	.
99	Bronchitis ... ..	39	36	75	10	5	1	.	14	45	1	1	13	60	1
100-1	Pneumonia (all forms) ...	33	25	58	7	10	1	13	11	16	2	1	3	52	.
97-8 102-7	Other Diseases of Res- piratory System ... ..	8	3	11	.	.	.	2	3	6	.	.	2	9	1
111	Ulcer of Stomach or Duodenum ... ..	4	2	6	.	.	.	3	3	.	1	.	3	2	.
113	Diarrhoea and Enteritis under 2 years ... ..	2	2	4	4	.	.	.	.	.	1	.	1	2	.
117	Appendicitis ... ..	3	.	3	.	.	.	1	2	.	2	.	1	.	.
122	Cirrhosis of the Liver ...	.	.	.	.	.	.	.	.	.	.	.	.	.	.
128-9	Acute and Chronic Nephritis ... ..	15	7	22	.	.	.	1	7	14	2	1	7	12	.
146	Puerperal Sepsis ... ..	.	1	1	.	.	.	1	.	.	.	.	.	1	.
143-5 147-50	Other Accidents and Diseases of Pregnancy and Parturition ... ..	.	3	3	.	.	.	3	.	.	.	.	1	2	.
159-161	Congenital Debility and Malformation: Pre- mature Birth ... ..	29	31	60	57	3	.	.	.	.	6	.	7	47	10
165-174	Suicide ... ..	1	1	2	.	.	.	1	.	1	.	.	.	2	.
175-203	Other Deaths from Violence ... ..	14	4	18	1	1	4	7	1	4	1	.	4	13	.
—	Other Defined Diseases	101	99	200	16	2	3	27	32	120	12	9	20	159	31
204- 205	Causes Ill-defined or Unknown ... ..	9	5	14	1	.	.	3	5	5	.	.	1	13	6
	ALL CAUSES ... ..	453	391	844	101	31	17	136	209	350	54	27	137	626	59



ABSTRACT V.—*continued*.—ADMINISTRATIVE COUNTY OF KILKENNY.—CAUSES OF DEATH, by Sexes, Ages, and Places of Occurrence in the Year 1929.

Inter-national List Nos.	CAUSES OF DEATH	SEXES			AGES AT DEATH						PLACES OF OCCURRENCE				Uncer-tified Deaths
		Males	Fe-males	Total	Under 1 year	1-5	5-15	15-45	45-65	65 years and up.	General and Special Hospitals	Mental Hospitals	County Houses and Hospitals, District Hospitals, and Co. Infirmaryes.	Else-where	
1	Enteric Fever ... ..	.	.	.	.	.	.	.	.	.	.	.	.	.	.
2	Typhus ... ..	.	.	.	.	.	.	.	.	.	.	.	.	.	.
6	Small-pox ... ..	.	.	.	.	.	.	.	.	.	.	.	.	.	.
7	Measles ... ..	4	2	6	.	6	.	.	.	.	.	4	2	1	.
8	Scarlet Fever ... ..	1	1	2	.	.	2	.	.	.	.	2	.	.	.
9	Whooping-cough ... ..	.	2	2	2	.	.	.	.	.	.	.	2	1	.
10	Diphtheria ... ..	3	3	6	.	2	2	2	.	.	.	1	5	.	.
16	Dysentery ... ..	3	.	3	1	.	1	.	1	.	.	.	3	.	.
11	Influenza ... ..	19	6	25	.	2	1	4	7	11	.	10	1	14	6
23	Encephalitis Lethargica	.	.	.	.	.	.	.	.	.	.	.	.	.	.
24	Meningococcal Meningitis	.	.	.	.	.	.	.	.	.	.	.	.	.	.
31	Tuberculosis of Res-piratory System ...	28	26	54	.	1	1	36	16	.	8	6	11	29	5
32-37	Other Tuberculosis ...	4	7	11	.	.	1	7	2	1	.	.	6	5	.
43-49	Cancer, Malignant Disease	33	31	64	.	.	.	1	34	29	8	2	16	38	.
51	Rheumatic Fever ... ..	1	3	4	.	.	.	3	1	.	1	.	.	3	.
57	Diabetes ... ..	5	4	9	.	1	1	2	3	2	.	.	.	9	1
74	Cerebral Hamorrhage ...	18	28	46	.	.	.	2	13	31	.	1	3	42	6
87-90	Heart Disease ... ..	67	83	150	.	.	1	12	60	77	2	2	26	120	17
91b	Arterio-sclerosis ... ..	1	1	2	.	.	.	.	2	.	.	.	2	.	.
99	Bronchitis ... ..	37	31	68	4	6	2	2	20	34	.	.	5	63	17
100-1	Pneumonia (all forms) ...	28	23	51	5	4	.	9	15	18	1	6	10	34	2
97-8 102-7	Other Diseases of Res-piratory System ...	7	8	15	1	.	.	3	7	4	1	.	4	10	.
111	Ulcer of Stomach or Duodenum ... ..	2	5	7	.	.	.	1	4	2	1	.	2	4	.
113	Diarrhoea and Enteritis under 2 years ... ..	14	5	19	18	1	.	.	.	.	1	.	4	14	1
117	Appendicitis ... ..	2	1	3	.	.	.	1	1	1	2	.	1	.	.
122	Cirrhosis of the Liver ...	2	.	2	.	.	.	1	.	1	.	.	.	2	1
128-9	Acute and Chronic Nephritis ... ..	11	7	18	.	.	.	4	8	6	1	1	6	10	1
146	Puerperal Sepsis ... ..	.	1	1	.	.	.	1	.	.	.	.	1	.	.
143-5 147-50	Other Accidents and Diseases of Pregnancy and Parturition ...	.	9	9	.	.	.	9	.	.	.	.	1	8	3
159-161	Congenital Debility and Malformation: Pre-mature Birth ... ..	31	14	45	45	.	.	.	.	.	4	.	7	34	15
165-174	Suicide ... ..	2	2	4	.	.	.	.	4	.	.	.	.	4	.
175-203	Other Deaths from Violence ... ..	10	7	17	2	1	.	5	3	6	.	.	6	11	.
—	Other Defined Diseases	178	205	383	21	9	6	24	46	277	4	22	66	291	169
204- 205	Causes Ill-defined or Unknown ... ..	14	15	29	.	3	1	2	12	11	1	.	.	28	20
	ALL CAUSES ... ..	525	530	1,055	99	36	19	131	259	511	35	50	185	785	266

ABSTRACT V.—continued.—ADMINISTRATIVE COUNTY OF LAOIGHIS.—CAUSES OF DEATH, by Sexes, Ages, and Places of Occurrence in the Year 1929.

International List Nos.	CAUSES OF DEATH	SEXES			AGES AT DEATH						PLACES OF OCCURRENCE				Uncertified Deaths
		Males	Females	Total	Under 1 year	1-5	5-15	15-45	45-65	65 years and up	General and Special Hospitals	Mental Hospitals	County Homes and Hospitals, District Hospitals, and Co. Infirmary	Elsewhere	
1	Enteric Fever ...	1	1	2	.	.	.	2	.	.	.	.	2	.	.
2	Typhus ...	.	.	.	.	.	.	.	.	.	.	.	.	.	.
6	Small-pox ...	.	.	.	.	.	.	.	.	.	.	.	.	.	.
7	Measles ...	1	1	2	.	.	1	1	.	.	.	.	.	2	.
8	Scarlet Fever ...	1	1	2	.	.	1	1	.	.	.	.	.	2	.
9	Whooping-cough ...	2	.	2	1	1	.	.	.	.	.	.	.	2	2
10	Diphtheria ...	5	2	7	.	.	6	1	.	.	.	.	5	2	.
16	Dysentery ...	.	.	.	.	.	.	.	.	.	.	.	.	.	.
11	Influenza ...	36	27	63	3	2	2	8	13	35	.	1	.	62	11
23	Encephalitis Lethargica	.	.	.	.	.	.	.	.	.	.	.	.	.	.
24	Meningococcal Meningitis	.	.	.	.	.	.	.	.	.	.	.	.	.	.
31	Tuberculosis of Respiratory System ...	18	21	39	.	.	2	28	7	2	4	2	10	23	1
32-37	Other Tuberculosis ...	6	4	10	.	2	2	4	1	1	2	.	1	7	.
43-49	Cancer, Malignant Disease	32	27	59	.	.	.	5	24	30	2	.	17	40	2
51	Rheumatic Fever ...	1	1	2	.	.	.	.	1	1	.	.	.	2	.
57	Diabetes ...	3	2	5	.	.	.	.	.	5	2	.	.	3	.
74	Cerebral Hæmorrhage ...	15	16	31	.	.	.	1	11	19	.	.	7	24	5
87-90	Heart Disease ...	61	44	105	.	.	.	5	40	60	.	6	17	82	8
91b	Arterio-sclerosis ...	1	.	1	.	.	.	.	1	.	.	.	.	1	.
99	Bronchitis ...	24	13	37	3	.	.	.	9	25	.	.	3	34	8
100-1	Pneumonia (all forms) ...	21	23	44	4	6	1	5	14	14	.	2	6	36	1
97-8 102-7	Other Diseases of Respiratory System ...	5	7	12	.	.	.	.	4	8	.	1	.	11	1
111	Ulcer of Stomach or Duodenum ...	6	3	9	.	.	.	3	4	2	2	.	2	5	.
113	Diarrhoea and Enteritis under 2 years ...	.	1	1	1	.	.	.	.	.	1	.	.	.	.
117	Appendicitis ...	2	.	2	.	.	1	1	.	.	1	.	1	.	.
122	Cirrhosis of the Liver ...	2	1	3	.	.	.	.	3	.	.	.	.	3	.
128-9	Acute and Chronic Nephritis ...	20	7	27	1	.	.	4	9	13	1	.	7	19	.
146	Puerperal Sepsis ...	.	1	1	.	.	.	1	.	.	.	.	.	1	.
143-5 147-50	Other Accidents and Diseases of Pregnancy and Parturition ...	.	7	7	.	.	.	7	.	.	3	.	2	2	.
159-161	Congenital Debility and Malformation: Premature Birth ...	15	11	26	25	1	.	.	.	.	2	.	2	22	16
165-174	Suicide ...	2	.	2	.	.	.	.	1	1	.	.	.	2	.
175-203	Other Deaths from Violence ...	9	1	10	.	.	2	4	3	1	1	.	2	7	.
—	Other Defined Diseases	129	116	245	13	1	4	15	33	179	4	7	9	225	134
204-205	Causes Ill-defined or Unknown ...	10	10	20	.	3	1	3	6	7	1	.	1	18	13
	ALL CAUSES ...	428	348	776	51	16	23	99	184	403	26	19	94	637	202

ABSTRACT V.—continued.—ADMINISTRATIVE COUNTY OF LONGFORD.—CAUSES OF DEATH, by Sexes, Ages, and Places of Occurrence in the Year 1929.

International List Nos.	CAUSES OF DEATH	SEXES			AGES AT DEATH						PLACES OF OCCURRENCE				Uncertified Deaths
		Males	Females	Total	Under 1 year	1-5	5-15	15-45	45-65	65 years and up.	General and Special Hospitals	Mental Hospitals	County Homes and Hospitals, District Hospitals, and Co. Infirmary	Elsewhere	
1	Enteric Fever ... ..		2	2			1		1				1	1	
2	Typhus ... ..														
6	Small-pox ... ..														
7	Measles ... ..														
8	Scarlet Fever ... ..	1		1				1				1			
9	Whooping-cough ... ..	6	4	10	5	4	1							10	9
10	Diphtheria ... ..														
16	Dysentery ... ..														
11	Influenza ... ..	20	39	59	1	1	5	3	26	23		1		58	40
23	Encephalitis Lethargica														
24	Meningococcal Meningitis														
31	Tuberculosis of Respiratory System ...	7	16	23			2	15	3	3	2	3	7	11	4
32-37	Other Tuberculosis ...	2	4	6		1	1	2	2		1	1	1	3	3
43-49	Cancer, Malignant Disease	19	15	34				1	18	15	2	1	4	27	12
51	Rheumatic Fever ... ..														
57	Diabetes ... ..	2		2				1	1					2	2
74	Cerebral Haemorrhage ...	8	5	13					6	7				13	3
87-90	Heart Disease ... ..	35	32	67				6	31	30	1	1	12	53	13
91b	Arterio-sclerosis ... ..	2		2						2			2		
99	Bronchitis ... ..	14	20	34	5	4	1		8	16			1	33	21
100-1	Pneumonia (all forms) ...	14	14	28	2	2	1	3	12	8			2	26	10
97-8 102-7	Other Diseases of Respiratory System ...	5	3	8	2		1		2	3				8	6
111	Ulcer of Stomach or Duodenum ... ..	6	2	8				4	3	1			3	5	1
113	Diarrhoea and Enteritis under 2 years ... ..	3	3	6	6								4	2	
117	Appendicitis ... ..		2	2			1		1				1	1	
122	Cirrhosis of the Liver ...														
128-9	Acute and Chronic Nephritis ... ..	9	4	13			1	4	2	6			3	10	2
146	Puerperal Sepsis ... ..		1	1				1					1		
143-5 147-50	Other Accidents and Diseases of Pregnancy and Parturition ...		4	4				4					1	3	
159-161	Congenital Debility and Malformation: Premature Birth ... ..	15	10	25	24	1					2			23	15
165-174	Suicide ... ..	2		2					2				1	1	
175-203	Other Deaths from Violence ... ..	5	5	10		1		2	2	5	1		4	5	
—	Other Defined Diseases	92	112	204	2	2	3	14	15	168	1	7	17	179	145
204- 205	Causes Ill-defined or Unknown ... ..	16	16	32		4		3	17	8				32	25
	ALL CAUSES ... ..	283	313	596	47	20	18	64	152	295	10	15	65	506	311

ABSTRACT V.—continued.—ADMINISTRATIVE COUNTY OF LOUTH.—CAUSES OF DEATH, by Sexes, Ages, and Places of Occurrence in the Year 1929.

Inter-national List Nos.	CAUSES OF DEATH	SEXES			AGES AT DEATH						PLACES OF OCCURRENCE				Uncertified Deaths
		Males	Females	Total	Under 1 year	1-5	5-15	15-45	45-65	65 years and up.	General and Special Hospitals	Mental Hospitals	County Homes and Hospitals, District Hospitals, and Co. Infirmary.	Elsewhere	
1	Enteric Fever ...	.	1	1	.	.	.	1	.	.	.	1	.	.	
2	Typhus ...	.	.	.	.	.	.	.	.	.	.	.	.	.	
6	Small-pox ...	.	.	.	.	.	.	.	.	.	.	.	.	.	
7	Measles ...	1	1	2	.	1	1	.	.	.	.	.	2	.	
8	Scarlet Fever ...	.	.	.	.	.	.	.	.	.	.	.	.	.	
9	Whooping-cough ...	3	1	4	2	1	1	.	.	.	.	.	4	.	
10	Diphtheria ...	8	.	8	.	4	3	1	.	.	.	7	1	.	
16	Dysentery ...	.	.	.	.	.	.	.	.	.	.	.	.	.	
11	Influenza ...	19	19	38	3	2	2	3	10	18	1	.	6	31	5
23	Encephalitis Lethargica	.	.	.	.	.	.	.	.	.	.	.	.	.	.
24	Meningococcal Meningitis	1	.	1	.	.	.	.	1	.	.	1	.	.	
31	Tuberculosis of Respiratory System ...	39	43	82	1	.	1	63	15	2	.	9	19	54	.
32-37	Other Tuberculosis ...	17	8	25	.	6	5	12	2	.	2	.	13	10	.
43-49	Cancer, Malignant Disease	44	41	85	.	.	.	10	35	40	3	2	23	57	1
51	Rheumatic Fever ...	.	1	1	.	.	.	1	.	.	.	.	.	1	.
57	Diabetes ...	3	2	5	.	.	.	.	3	2	.	1	1	3	.
74	Cerebral Hæmorrhage ...	15	24	39	.	.	1	1	12	25	1	1	4	33	3
87-90	Heart Disease ...	70	69	139	.	.	.	12	52	75	3	7	17	112	8
91b	Arterio-sclerosis ...	9	2	11	.	.	.	1	3	7	.	1	.	10	.
99	Bronchitis ...	21	22	43	2	1	.	3	13	24	.	1	6	36	2
100-1	Pneumonia (all forms) ...	36	23	59	16	9	2	6	13	13	1	3	5	50	.
97-8	Other Diseases of Respiratory System ...	8	6	14	1	.	2	2	5	4	.	1	4	9	1
111	Ulcer of Stomach or Duodenum ...	6	2	8	.	.	.	2	3	3	1	.	6	1	.
113	Diarrhœa and Enteritis under 2 years ...	10	5	15	10	5	.	.	.	.	.	.	1	14	.
117	Appendicitis ...	2	1	3	.	.	.	1	1	1	.	.	1	2	.
122	Cirrhosis of the Liver ...	1	.	1	.	.	.	.	1	.	.	.	.	1	.
128-9	Acute and Chronic Nephritis ...	9	9	18	.	.	1	5	6	6	.	1	7	10	1
146	Puerperal Sepsis ...	.	2	2	.	.	.	2	.	.	1	.	1	.	.
143-5	Other Accidents and Diseases of Pregnancy and Parturition ...	.	3	3	.	.	.	3	.	.	.	.	2	1	.
159-161	Congenital Debility and Malformation: Premature Birth ...	15	13	28	28	.	.	.	.	.	1	.	4	23	3
165-174	Suicide ...	.	.	.	.	.	.	.	.	.	.	.	.	.	.
175-203	Other Deaths from Violence ...	9	8	17	1	1	1	4	6	4	62	.	6	11	69
—	Other Defined Diseases	120	142	262	18	6	9	11	31	187	.	7	51	202	7
204-205	Causes Ill-defined or Unknown ...	8	6	14	.	1	.	2	5	6	.	1	2	11	.
	ALL CAUSES ...	474	454	928	82	37	29	146	217	417	1	35	188	689	100

ABSTRACT V.—*continued*.—ADMINISTRATIVE COUNTY OF MEATH.—CAUSES OF DEATH, by Sexes, Ages, and Places of Occurrence in the Year 1929.

Inter-national List Nos.	CAUSES OF DEATH	SEXES			AGES AT DEATH						PLACES OF OCCURRENCE				Uncer-tified Deaths
		Males	Fe-males	Total	Under 1 year	1-5	5-15	15-45	45-65	65 years and up.	General and Special Hospitals	Mental Hospitals	County Homes and District Hospitals, and Co. Infirmary	Else-where	
1	Enteric Fever ... ..	1	.	1	.	.	.	.	1	.	.	1	.	.	.
2	Typhus ... ..	.	.	.	.	.	.	.	.	.	.	.	.	.	.
6	Small-pox ... ..	.	.	.	.	.	.	.	.	.	.	.	.	.	.
7	Measles ... ..	.	.	.	.	.	.	.	.	.	.	.	.	.	.
8	Scarlet Fever ... ..	.	.	.	.	.	.	.	.	.	.	.	.	.	.
9	Whooping-cough ...	3	2	5	4	1	.	.	.	.	.	.	.	5	2
10	Diphtheria ... ..	5	4	9	.	3	5	1	.	.	.	6	.	3	.
16	Dysentery ... ..	1	.	1	.	.	.	.	1	.	.	.	.	1	.
11	Influenza ... ..	20	18	38	3	2	.	4	11	18	.	1	1	36	5
23	Encephalitis Lethargica	.	1	1	.	.	.	.	1	.	.	.	.	1	.
24	Meningococcal Meningitis	.	.	.	.	.	.	.	.	.	.	.	.	.	.
31	Tuberculosis of Res-piratory System ...	34	26	60	.	.	3	45	11	1	3	5	9	43	1
32-37	Other Tuberculosis ...	8	7	15	1	.	2	11	1	.	2	1	4	8	1
43-49	Cancer, Malignant Disease	52	48	100	.	.	1	9	48	42	9	2	25	64	3
51	Rheumatic Fever ...	1	1	2	.	.	.	1	1	.	.	.	.	2	.
57	Diabetes ... ..	1	4	5	.	.	.	1	1	3	.	.	2	3	.
74	Cerebral Hæmorrhage ...	13	16	29	.	.	.	1	12	16	.	1	7	21	2
87-90	Heart Disease ... ..	83	84	167	.	.	2	11	46	108	3	5	30	129	11
91b	Arterio-sclerosis ...	12	4	16	.	.	.	.	2	14	.	.	2	14	.
99	Bronchitis ... ..	21	22	43	.	.	.	2	12	29	2	.	2	39	4
100-1	Pneumonia (all forms) ...	26	20	46	6	6	4	5	11	14	.	1	7	38	1
97-8 102-7	Other Diseases of Res-piratory System ...	14	8	22	2	.	2	2	5	11	.	1	2	19	.
111	Ulcer of Stomach or Duodenum ... ..	3	2	5	.	.	1	.	3	1	.	.	3	2	1
113	Diarrhœa and Enteritis under 2 years ... ..	.	4	4	4	.	.	.	.	.	.	.	.	4	1
117	Appendicitis ... ..	3	1	4	.	.	1	2	1	.	1	.	2	1	.
122	Cirrhosis of the Liver ...	4	.	4	.	.	.	.	3	1	.	.	4	.	.
128-9	Acute and Chronic Nephritis ... ..	23	19	42	.	.	1	6	13	22	1	.	4	37	1
146	Puerperal Sepsis ... ..	.	5	5	.	.	.	5	.	.	3	.	1	1	.
143-5 147-50	Other Accidents and Diseases of Pregnancy and Parturition ...	.	4	4	.	.	.	4	.	.	.	.	1	3	.
159-161	Congenital Debility and Malformation: Pre-mature Birth ... ..	19	19	38	38	.	.	.	.	.	8	.	3	27	6
165-174	Suicide ... ..	2	2	4	.	.	.	2	1	1	.	.	.	4	.
175-203	Other Deaths from Violence ... ..	12	1	13	.	2	1	5	1	4	2	.	3	8	.
—	Other Defined Diseases	127	139	266	15	3	3	15	34	196	6	11	35	214	103
204- 205	Causes Ill-defined or Unknown ... ..	7	7	14	.	.	.	2	5	7	.	.	.	14	9
	ALL CAUSES ... ..	495	468	963	73	17	26	134	225	488	40	29	153	741	151

ABSTRACT V.—*continued*.—ADMINISTRATIVE COUNTY OF OFFALY.—CAUSES OF DEATH, by Sexes, Ages, and Places of Occurrence in the Year 1929.

Inter-national List Nos.	CAUSES OF DEATH	SEXES			AGES AT DEATH						PLACES OF OCCURRENCE				Uncer-tified Deaths
		Males	Fe-males	Total	Under 1 year	1-5	5-15	15-45	45-65	65 years and up	General and Special Hospitals	Mental Hospitals	County Homes and Hospitals, District Hospitals, and Co. Infirmary.	Else-where	
1	Enteric Fever ...		1	1				1						1	
2	Typhus ...														
6	Small-pox ...														
7	Measles ...	1		1	1									1	
8	Scarlet Fever ...														
9	Whooping-cough ...	1		1			1							1	
10	Diphtheria ...	3	1	4		1	3				1		2	1	
16	Dysentery ...														
11	Influenza ...	26	22	48	1	1		5	11	30		2	4	42	12
23	Encephalitis Lethargica														
24	Meningococcal Meningitis														
31	Tuberculosis of Respiratory System ...	31	26	57			1	40	15	1	18	4	3	32	
32-37	Other Tuberculosis ...	11	10	21	6	2	3	7	3		3		10	8	
43-49	Cancer, Malignant Disease	33	21	54				7	29	18	6		10	38	1
51	Rheumatic Fever ...		1	1				1					1		
57	Diabetes ...	5	1	6				1	2	3				6	
74	Cerebral Haemorrhage ...	11	9	20				2	7	11			4	16	5
87-90	Heart Disease ...	40	48	88				10	28	50		3	15	70	11
91b	Arterio-sclerosis ...	1	1	2					1	1				2	
99	Bronchitis ...	25	19	44	2	2		1	8	31			7	37	11
100-1	Pneumonia (all forms) ...	23	19	42	7	11	3	2	10	9	1		5	36	4
97-8	Other Diseases of Respiratory System ...	9	6	15				2	5	8	2	1	2	10	
111	Ulcer of Stomach or Duodenum ...	1	1	2				1		1	1			1	
113	Diarrhoea and Enteritis under 2 years ...	9	2	11	10	1					1		1	9	1
117	Appendicitis ...														
122	Cirrhosis of the Liver ...	3		3					1	2				3	
128-9	Acute and Chronic Nephritis ...	10	5	15			1	4	6	4	1		3	11	
146	Puerperal Sepsis ...		1	1				1						1	
143-5 147-50	Other Accidents and Diseases of Pregnancy and Parturition ...		2	2				2					1	1	
159-161	Congenital Debility and Malformation: Pre-mature Birth ...	15	6	21	20			1			2		1	18	5
165-174	Suicide ...	1		1						1				1	
175-203	Other Deaths from Violence ...	12	3	15		2		6	3	4			3	12	
	Other Defined Diseases	121	131	252	8	8	6	12	27	191	6	2	41	203	114
204-205	Causes Ill-defined or Unknown ...	14	9	23		2	1	2	6	12			2	21	18
	ALL CAUSES ...	406	345	751	55	30	19	108	162	377	42	12	115	582	182

ABSTRACT V.—continued.—ADMINISTRATIVE COUNTY OF WESTMEATH.—CAUSES OF DEATH, by Sexes, Ages, and Places of Occurrences in the Year 1929.

International List Nos.	CAUSES OF DEATH	SEXES			AGES AT DEATH						PLACES OF OCCURRENCE					Uncertified Deaths
		Males	Females	Total	Under 1 year	1-5	5-15	15-45	45-65	65 years and up	General and Special Hospitals	Mental Hospitals	Country Houses and Hospitals, District Hospitals, and Co. Infirmary	Elsewhere		
1	Enteric Fever	1	1	2				2					2			
2	Typhus															
6	Small-pox															
7	Measles															
8	Scarlet Fever	1		1				1					1			
9	Whooping-cough	3	3	6	5	1							1	5	2	
10	Diphtheria		1	1				1					1			
16	Dysentery															
11	Influenza	28	27	55	4	1		8	16	26		5	17	33	8	
23	Encephalitis Lethargica	1	1	2				2						2		
24	Meningococcal Meningitis	1		1			1							1		
31	Tuberculosis of Respiratory System	31	32	63		1		52	9	1	2	2	26	33	2	
32-37	Other Tuberculosis	11	17	28	2	2	7	11	5	1		7	12	9	1	
43-49	Cancer, Malignant Disease	46	29	75				2	46	27	3	3	24	45	2	
51	Rheumatic Fever	1		1						1				1		
57	Diabetes	1	1	2				1	1				1	1		
74	Cerebral Hæmorrhage	10	7	17				1	5	11				17		
87-90	Heart Disease	61	48	109				10	40	59	1	4	17	87	8	
91b	Arterio-sclerosis	6		6					3	3			2	4		
99	Bronchitis	16	21	37	2			1	12	22			5	32	8	
100-1	Pneumonia (all forms)	26	17	43	5	9		4	11	14	2	1	8	32	4	
97-8 102-7	Other Diseases of Respiratory System	7	3	10		1		2	1	6			1	9	1	
111	Ulcer of Stomach or Duodenum	4		4				1	2	1			1	3	1	
113	Diarrhœa and Enteritis under 2 years	4	1	5	5								1	4	1	
117	Appendicitis	2	3	5			2	2	1		1		3	1	1	
122	Cirrhosis of the Liver	4		4					2	2			2	2		
128-9	Acute and Chronic Nephritis	25	11	36				5	12	19			13	23	1	
146	Puerperal Sepsis		1	1				1						1		
143-5 147-50	Other Accidents and Diseases of Pregnancy and Parturition		2	2				2						2		
159-161	Congenital Debility and Malformation: Premature Birth	15	10	25	25						1		6	18	5	
165-174	Suicide	1		1						1				1		
175-203	Other Deaths from Violence	14	5	19	1	4	1	2	6	5		1	6	12	1	
—	Other Defined Diseases	141	158	299	19	6	3	24	31	216	10	19	41	229	151	
204-205	Causes Ill-defined or Unknown	14	14	28		1	1		12	14				28	23	
	ALL CAUSES	475	413	888	68	26	15	135	215	429	20	42	191	635	220	

ABSTRACT V.—*continued.*—ADMINISTRATIVE COUNTY OF WEXFORD.—CAUSES OF DEATH, by Sexes, Ages, and Places of Occurrence in the Year 1929.

International List Nos.	CAUSES OF DEATH	SEXES			AGES AT DEATH						PLACES OF OCCURRENCE				Uncertified Deaths
		Males	Females	Total	Under 1 year	1-5	5-15	15-45	45-65	65 years and up.	General and Special Hospitals	Mental Hospitals	County Homes and Hospitals, District Hospitals, and Co. Infirmary.	Elsewhere	
1	Enteric Fever ...	.	2	2	.	.	1	1	.	.	1	1	.	.	.
2	Typhus ...	.	.	.	.	.	.	.	.	.	.	.	.	.	.
6	Small-pox ...	.	.	.	.	.	.	.	.	.	.	.	.	.	.
7	Measles ...	7	8	15	2	6	5	2	.	.	.	.	3	12	4
8	Scarlet Fever ...	2	3	5	.	2	2	1	.	.	1	.	2	2	.
9	Whooping-cough ...	6	8	14	5	7	1	1	.	.	.	.	3	11	2
10	Diphtheria ...	7	7	14	.	5	8	.	1	.	.	.	9	5	1
16	Dysentery ...	.	.	.	.	.	.	.	.	.	.	.	.	.	.
11	Influenza ...	9	11	20	1	.	2	4	5	8	.	.	3	17	6
23	Encephalitis Lethargica	2	.	2	.	.	.	1	1	.	.	.	.	2	.
24	Meningococcal Meningitis	.	1	1	.	.	.	1	.	.	.	.	.	1	.
31	Tuberculosis of Respiratory System ...	47	58	105	.	2	6	79	17	1	8	3	12	82	6
32-37	Other Tuberculosis ...	25	25	50	4	10	15	17	4	.	4	1	12	33	5
43-49	Cancer, Malignant Disease	43	47	90	.	1	.	4	39	46	2	1	15	72	6
51	Rheumatic Fever ...	1	.	1	.	.	.	.	.	1	.	.	.	1	.
57	Diabetes ...	6	3	9	.	.	.	1	2	6	2	.	.	7	2
74	Cerebral Hæmorrhage ...	23	28	51	.	.	.	7	14	30	.	1	5	45	7
87-90	Heart Disease ...	109	108	217	.	.	1	15	81	120	4	7	28	178	21
91b	Arterio-sclerosis ...	.	.	.	.	.	.	.	.	.	.	.	.	.	.
99	Bronchitis ...	54	61	115	14	16	1	3	22	59	1	2	17	95	38
100-1	Pneumonia (all forms) ...	28	31	59	8	15	.	11	12	13	2	.	10	47	1
97-8 102-7	Other Diseases of Respiratory System ...	18	10	28	3	1	.	6	6	12	1	3	3	21	7
111	Ulcer of Stomach or Duodenum ...	9	4	13	.	.	.	3	7	3	1	1	4	7	.
113	Diarrhœa and Enteritis under 2 years ...	4	5	9	8	1	.	.	.	.	.	.	.	9	1
117	Appendicitis ...	4	.	4	.	1	1	2	.	.	.	.	4	.	.
122	Cirrhosis of the Liver ...	4	2	6	.	.	.	.	3	3	.	.	.	6	.
128-9	Acute and Chronic Nephritis ...	36	32	68	2	1	.	6	18	41	2	1	23	42	6
146	Puerperal Sepsis ...	.	1	1	.	.	.	1	.	.	.	.	1	.	.
143-5 147-50	Other Accidents and Diseases of Pregnancy and Parturition ...	.	6	6	.	.	.	6	.	.	.	.	2	4	1
159-161	Congenital Debility and Malformation: Premature Birth ...	23	22	55	53	1	1	.	.	.	3	.	6	46	20
165-174	Suicide ...	5	.	5	.	.	.	3	2	.	.	.	.	5	.
175-203	Other Deaths from Violence ...	20	15	35	2	5	1	9	8	10	.	.	11	24	.
—	Other Defined Diseases	199	272	471	23	10	13	38	65	322	12	30	60	369	202
204- 205	Causes Ill-defined or Unknown ...	11	16	27	.	4	.	2	12	9	.	.	2	25	19
	ALL CAUSES ...	712	786	1,498	125	88	58	224	319	684	44	51	235	1,168	350



ABSTRACT V.—continued.—ADMINISTRATIVE COUNTY OF WICKLOW.—CAUSES OF DEATH, by Sexes, Ages, and Places of Occurrence in the Year 1929.

Inter-national List Nos.	CAUSES OF DEATH	SEXES			AGES AT DEATH						PLACES OF OCCURRENCE					Uncer-tified Deaths
		Males	Fe-males	Total	Under 1 year	1-5	5-15	15-45	45-65	65 years and up.	General and Special Hospitals	Mental Hospitals	County Homes and Hospitals, District Hospitals, and Co. Infirmaries.	Else where		
1	Enteric Fever ... ..	1	.	1	.	.	.	.	1	.	.	.	.	1	.	
2	Typhus ... ..	.	.	.	.	.	.	.	.	.	.	.	.	.	.	
6	Small-pox ... ..	.	.	.	.	.	.	.	.	.	.	.	.	.	.	
7	Measles ... ..	1	1	2	.	2	.	.	.	.	.	1	1	.		
8	Scarlet Fever ... ..	.	1	1	1	.	.	.	.	.	1	.	.	.		
9	Whooping-cough ... ..	1	10	11	4	6	1	.	.	.	.	1	10	.		
10	Diphtheria ... ..	1	1	2	.	.	2	.	.	.	1	.	1	.		
16	Dysentery ... ..	.	.	.	.	.	.	.	.	.	.	.	.	.		
11	Influenza ... ..	12	23	35	1	.	.	8	10	16	.	2	30	2		
23	Encephalitis Lethargica	.	.	.	.	.	.	.	.	.	.	.	.	.		
24	Meningococcal Meningitis	.	.	.	.	.	.	.	.	.	.	.	.	.		
31	Tuberculosis of Res- piratory System ...	33	33	66	1	1	1	47	14	2	11	6	3	46		
32-37	Other Tuberculosis ...	11	6	17	.	5	2	6	2	2	2	1	7	7		
43-49	Cancer, Malignant Disease	35	34	69	.	1	.	5	29	34	12	1	14	42		
51	Rheumatic Fever ... ..	1	3	4	.	.	1	1	1	1	.	.	1	3		
57	Diabetes ... ..	5	3	8	.	.	.	2	1	5	.	.	.	8		
74	Cerebral Hæmorrhage ...	20	32	52	.	.	.	1	16	35	1	1	3	47		
87-90	Heart Disease ... ..	45	54	99	.	.	.	6	28	65	4	3	8	84		
91b	Arterio-sclerosis ... ..	3	2	5	.	.	.	.	.	5	2	.	.	3		
99	Bronchitis ... ..	25	29	54	5	3	1	3	10	32	1	.	7	46		
100-1	Pneumonia (all forms) ...	39	37	76	13	10	2	12	10	29	3	4	5	64		
97-8 102-7	Other Diseases of Res- piratory System ...	17	7	24	2	1	1	4	7	9	1	.	1	22		
111	Ulcer of Stomach or Duodenum ... ..	3	.	3	.	.	.	1	2	.	1	.	.	2		
113	Diarrhœa and Enteritis under 2 years ... ..	2	4	6	6	.	.	.	.	.	1	.	1	4		
117	Appendicitis ... ..	1	4	5	.	3	1	.	1	.	3	.	.	2		
122	Cirrhosis of the Liver ...	1	.	1	.	.	.	.	.	1	.	.	.	1		
128-9	Acute and Chronic Nephritis ... ..	19	23	42	.	.	.	3	21	18	3	2	2	35		
146	Puerperal Sepsis ... ..	.	1	1	.	.	.	.	1	.	.	1	.	.		
143-5 147-50	Other Accidents and Diseases of Pregnancy and Parturition ...	.	4	4	.	.	.	4	.	.	1	.	1	2		
159-161	Congenital Debility and Malformation: Pre- mature Birth ... ..	21	17	38	36	2	.	.	.	.	3	.	5	30		
165-174	Suicide ... ..	3	.	3	.	.	.	1	2	.	2	.	.	1		
175-203	Other Deaths from Violence ... ..	18	6	24	1	3	4	4	5	7	4	.	3	17		
—	Other Defined Diseases	102	128	230	15	5	4	19	31	156	22	6	29	173		
204- 205	Causes Ill-defined or Unknown ... ..	5	12	17	.	2	1	4	6	4	1	.	1	15		
	ALL CAUSES ... ..	425	475	900	85	44	21	131	198	421	80	27	96	697		

ABSTRACT V.—continued.—ADMINISTRATIVE COUNTY OF CLARE.—CAUSES OF DEATH, by Sexes, Ages, and Places of Occurrence in the Year 1929.

Inter- national List Nos.	CAUSES OF DEATH	SEXES			AGES AT DEATH						PLACES OF OCCURRENCE				Uncer- tified Deaths
		Males	Fe- males	Total	Under 1 year	1-5	5-15	15-45	45-65	65 years and up.	General and Special Hospitals	Mental Hospitals	County Homes and Hospitals, District Hospitals, and Co. Infirmary	Else- where	
1	Enteric Fever ... ..	2	1	3	.	.	.	2	1	.	.	.	3	.	.
2	Typhus ... ..	1	.	1	.	.	.	1	.	.	.	.	1	.	.
6	Small-pox ... ..	.	.	.	.	.	.	.	.	.	.	.	.	.	.
7	Measles ... ..	.	.	.	.	.	.	.	.	.	.	.	.	.	.
8	Scarlet Fever ... ..	1	3	4	.	2	2	.	.	.	.	.	2	2	.
9	Whooping-cough ... ..	1	1	2	2	.	.	.	.	.	.	.	.	2	.
10	Diphtheria ... ..	2	4	6	.	1	4	.	1	.	.	.	2	4	1
16	Dysentery ... ..	.	.	.	.	.	.	.	.	.	.	.	.	.	.
11	Influenza ... ..	17	18	35	3	1	1	8	8	14	.	.	4	31	6
23	Encephalitis Lethargica	.	.	.	.	.	.	.	.	.	.	.	.	.	.
24	Meningococcal Meningitis	.	.	.	.	.	.	.	.	.	.	.	.	.	.
31	Tuberculosis of Res- piratory System ...	40	45	85	.	.	7	62	15	1	2	8	30	45	1
32-37	Other Tuberculosis ...	5	5	10	1	.	.	7	2	.	1	1	2	6	1
43-49	Cancer, Malignant Disease	46	51	97	.	.	1	4	43	49	3	.	28	66	2
51	Rheumatic Fever ...	2	.	2	.	.	1	.	1	.	.	.	.	2	.
57	Diabetes ... ..	11	1	12	.	.	.	1	4	7	1	.	9	2	.
74	Cerebral Hæmorrhage ...	9	12	21	.	.	.	2	9	10	.	1	3	17	2
87-90	Heart Disease ... ..	72	76	148	.	.	2	16	54	76	2	12	41	93	16
91b	Arterio-sclerosis ...	1	.	1	.	.	.	.	.	1	.	.	.	1	.
99	Bronchitis ... ..	37	27	64	4	1	.	5	17	37	.	1	10	53	13
100-1	Pneumonia (all forms) ...	44	32	76	16	7	4	12	14	23	.	.	18	58	6
97-8 102-7	Other Diseases of Res- piratory System ...	9	7	16	.	.	1	3	4	8	1	.	5	10	3
111	Ulcer of Stomach or Duodenum ... ..	3	2	5	.	.	.	.	5	.	.	.	1	4	.
113	Diarrhœa and Enteritis under 2 years ... ..	8	5	13	10	3	.	.	.	.	1	.	5	7	1
117	Appendicitis ... ..	2	1	3	.	1	.	1	1	.	2	.	1	.	.
122	Cirrhosis of the Liver ...	2	.	2	.	.	.	.	2	.	.	1	.	1	.
128-9	Acute and Chronic Nephritis ... ..	12	15	27	.	.	.	8	9	10	1	.	5	21	2
146	Puerperal Sepsis ... ..	.	3	3	.	.	.	3	.	.	1	.	1	1	.
143-5 147-50	Other Accidents and Diseases of Pregnancy and Parturition ...	.	1	1	.	.	.	1	.	.	.	.	1	.	.
159-161	Congenital Debility and Malformation: Pre- mature Birth ... ..	14	11	25	25	.	.	.	.	.	3	.	8	14	5
165-174	Suicide ... ..	2	1	3	.	.	.	1	2	.	.	.	.	3	.
175-203	Other Deaths from Violence ... ..	24	8	32	3	1	1	16	5	6	2	.	4	26	.
—	Other Defined Diseases	284	290	574	32	12	12	37	56	425	5	9	99	461	317
204- 205	Causes ill-defined or Unknown ... ..	16	12	28	1	.	1	3	12	11	1	1	.	26	19
	ALL CAUSES ... ..	667	632	1,299	97	29	37	193	265	678	26	34	283	956	395

ABSTRACT V.—continued.—ADMINISTRATIVE COUNTY OF CORK.—CAUSES OF DEATH, by Sexes, Ages, and Places of Occurrence in the Year 1929.

Inter-national List Nos.	CAUSES OF DEATH	SEXES			AGES AT DEATH						PLACES OF OCCURRENCE				Uncer-tified Deaths
		Males	Fe-males	Total	Under 1 year	1-5	5-15	15-45	45-65	65 years and up.	General and Special Hospitals	Mental Hospitals	County, Towns and District Hospitals, District Hospitals, and Co. Infirmary.	Else-where	
1	Enteric Fever ... ..	2	2	4	.	.	.	2	1	1	1	.	2	1	.
2	Typhus ... ..	.	.	.	.	.	.	.	.	.	.	.	.	.	.
6	Small-pox ... ..	.	.	.	.	.	.	.	.	.	.	.	.	.	.
7	Measles ... ..	6	6	12	1	9	1	1	.	.	.	.	8	4	1
8	Scarlet Fever ... ..	4	9	13	.	.	10	3	.	.	1	.	7	5	.
9	Whooping-cough ... ..	16	23	39	25	12	2	.	.	.	.	.	7	32	11
10	Diphtheria ... ..	27	30	57	2	12	36	3	3	1	2	2	39	14	2
16	Dysentery ... ..	.	.	.	.	.	.	.	.	.	.	.	.	.	.
11	Influenza ... ..	46	37	83	3	7	5	7	24	37	1	5	9	68	7
23	Encephalitis Lethargica	8	2	10	.	.	2	3	5	.	2	.	4	4	.
24	Meningococcal Meningitis	1	1	2	.	.	2	.	.	.	.	.	.	2	.
31	Tuberculosis of Respira-tory System ... ..	122	124	246	.	.	7	188	46	5	30	36	61	119	7
32-37	Other Tuberculosis ... ..	34	32	66	15	10	10	24	5	2	4	2	34	26	1
43-49	Cancer, Malignant Disease	172	132	304	.	.	.	11	174	119	29	5	75	195	14
51	Rheumatic Fever ... ..	4	3	7	.	.	3	3	.	1	.	.	1	6	.
57	Diabetes ... ..	13	10	23	.	.	.	4	11	8	6	.	1	16	1
74	Cerebral Hæmorrhage ...	61	84	145	.	.	.	11	39	95	4	4	22	115	14
87-90	Heart Disease ... ..	270	282	552	1	.	4	53	178	316	23	36	84	409	70
91b	Arterio-sclerosis ... ..	14	13	27	.	.	.	.	3	24	1	1	6	19	.
99	Bronchitis ... ..	85	106	191	14	10	4	7	44	112	6	2	19	164	28
100-1	Pneumonia (all forms) ...	130	102	232	43	30	13	22	49	75	3	6	28	195	14
97-8 102-7	Other Diseases of Res-piratory System ... ..	40	35	75	5	6	.	9	26	29	5	.	10	60	5
111	Ulcer of Stomach or Duodenum ... ..	25	8	33	.	.	1	5	19	8	11	1	6	15	2
113	Diarrhœa and Enteritis under 2 years ... ..	30	19	49	46	3	.	.	.	.	8	.	13	28	2
117	Appendicitis ... ..	13	10	23	.	1	6	8	7	1	16	.	5	2	.
122	Cirrhosis of the Liver ...	7	2	9	.	.	.	1	5	3	.	.	2	7	.
128-9	Acute and Chronic Nephritis ... ..	55	44	99	2	2	1	10	39	45	5	2	16	76	3
146	Puerperal Sepsis ... ..	.	2	2	.	.	.	2	.	.	.	.	1	1	.
143-5 147-50	Other Accidents and Diseases of Pregnancy and Parturition ...	.	18	18	.	.	.	18	.	.	1	.	5	12	2
159-161	Congenital Debility and Malformation: Pre-mature Birth ... ..	66	59	125	122	1	2	.	.	.	3	.	11	111	50
165-174	Suicide ... ..	19	1	20	.	.	.	7	11	2	3	1	1	15	.
175-203	Other Deaths from Violence ... ..	64	33	97	4	7	2	34	19	31	9	.	16	72	2
—	Other Defined Diseases	605	608	1,213	45	40	32	71	130	895	50	23	121	1,014	552
204- 205	Causes Ill-defined or Unknown ... ..	38	28	66	2	4	.	7	29	24	1	1	6	58	38
	ALL CAUSES ... ..	1,977	1,865	3,842	330	154	143	514	867	1,834	225	132	620	2,865	826

ABSTRACT V.—*continued*.—COUNTY BOROUGH OF CORK.—CAUSES OF DEATH, by Sexes, Ages, and Places of Occurrence in the Year 1929.

International List Nos.	CAUSES OF DEATH	SEXES			AGES AT DEATH						PLACES OF OCCURRENCE				Uncertified Deaths
		Males	Females	Total	Under 1 year	1-5	5-15	15-45	45-65	65 years and up.	General and Special Hospitals	Mental Hospitals	County Homes and Hospitals, District Hospitals, and Co. Infirmary	Elsewhere	
1	Enteric Fever ...	1	.	1	.	.	.	1	.	.	1	.	.	.	.
2	Typhus ...	1	.	1	.	.	.	1	.	.	.	1	.	.	.
6	Small-pox ...	.	.	.	.	.	.	.	.	.	.	.	.	.	.
7	Measles ...	7	7	14	3	11	.	.	.	.	.	2	12	.	
8	Scarlet Fever ...	2	1	3	.	3	.	.	.	.	1	1	1	.	
9	Whooping-cough ...	18	16	34	10	21	3	.	.	.	1	7	26	.	
10	Diphtheria ...	17	19	36	3	14	19	.	.	.	13	21	2	.	
16	Dysentery ...	.	.	.	.	.	.	.	.	.	.	.	.	.	.
11	Influenza ...	4	9	13	.	1	.	1	8	3	1	2	10	.	
23	Encephalitis Lethargica	1	.	1	.	.	1	.	.	.	1	.	.	.	
24	Meningococcal Meningitis	.	.	.	.	.	.	.	.	.	.	.	.	.	
31	Tuberculosis of Respiratory System ...	65	80	145	.	2	2	111	22	8	57	9	33	46	
32-37	Other Tuberculosis ...	18	13	31	11	7	4	8	.	1	4	1	17	9	
43-49	Cancer, Malignant Disease	55	43	98	.	.	.	11	55	32	31	1	25	41	
51	Rheumatic Fever ...	.	2	2	.	.	.	2	.	.	.	.	2	.	
57	Diabetes ...	1	4	5	.	.	.	1	2	2	1	.	4	.	
74	Cerebral Hæmorrhage ...	23	29	52	.	.	1	5	3	23	7	1	11	33	
87-90	Heart Disease ...	91	143	234	.	.	4	22	80	128	20	11	59	144	
91b	Arterio-sclerosis ...	4	3	7	.	.	.	.	2	5	.	.	1	6	
99	Bronchitis ...	30	39	69	6	4	.	6	24	29	2	1	13	53	
100-1	Pneumonia (all forms) ...	41	39	80	18	24	1	10	19	8	14	.	6	60	
97-8	Other Diseases of Respiratory System ...	16	7	23	.	.	.	4	11	8	2	.	7	14	
111	Ulcer of St. mach or Duodenum ...	6	4	10	.	.	.	4	5	1	4	1	1	4	
113	Diarrhœa and Enteritis under 2 years ...	11	15	26	21	5	.	.	.	.	3	.	23	.	
117	Appendicitis ...	3	5	8	.	1	2	4	1	.	6	.	1	1	
122	Cirrhosis of the Liver ...	2	.	2	.	.	.	1	.	1	.	.	2	.	
128-9	Acute and Chronic Nephritis ...	16	11	27	.	.	1	9	10	7	4	.	8	15	
146	Puerperal Sepsis ...	.	.	.	.	.	.	.	.	.	.	.	.	.	
143-5	Other Accidents and Diseases of Pregnancy and Parturition ...	.	4	4	.	.	.	4	.	.	1	.	2	1	
159-161	Congenital Debility and Malformation: premature Birth ...	30	15	45	43	1	1	.	.	.	7	.	11	27	
165-174	Suicide ...	2	1	3	.	.	.	2	1	.	.	.	3	.	
175-203	Other Deaths from Violence ...	24	9	33	3	6	3	11	6	4	17	.	3	13	
—	Other Defined Diseases	135	169	304	34	22	11	29	52	156	55	7	44	198	
204-205	Causes Ill-defined or Unknown ...	9	8	17	.	2	.	2	8	5	2	.	3	12	
	ALL CAUSES ...	633	695	1,328	152	124	53	249	329	421	255	34	277	762	

ABSTRACT V.—*continued*.—ADMINISTRATIVE COUNTY OF KERRY.—CAUSES OF DEATH, by Sexes, Ages, and Places of Occurrence in the Year 1929.

International List Nos.	CAUSES OF DEATH	SEXES			AGES AT DEATH						PLACES OF OCCURRENCE				Uncertified Deaths
		Males	Females	Total	Under 1 year	1-5	5-15	15-45	45-65	65 years and up	General and Special Hospitals	Mental Hospitals	County Homes and Hospitals, District Hospitals, and Co. Infirmaries	Elsewhere	
1	Enteric Fever ... ..	7	5	12	.	.	.	8	3	1	.	.	10	2	.
2	Typhus ... ..	2	.	2	.	1	.	1	.	.	.	.	1	1	.
6	Small-pox ... ..	.	.	.	.	.	.	.	.	.	.	.	.	.	.
7	Measles ... ..	.	.	.	.	.	.	.	.	.	.	.	.	.	.
8	Scarlet Fever ... ..	.	1	2	.	.	2	.	.	.	.	.	1	1	.
9	Whooping-cough ... ..	1	5	10	5	4	1	.	.	.	.	.	.	10	5
10	Diphtheria ... ..	23	.	.	.	.	.	.	.	.	.	.	.	.	.
16	Dysentery ... ..	5	.	.	.	.	.	.	.	.	.	.	.	.	.
11	Influenza ... ..	.	29	52	3	.	1	9	16	23	1	1	3	47	16
23	Encephalitis Lethargica	.	.	.	.	.	.	.	.	.	.	.	.	.	.
24	Meningococcal Meningitis	.	.	1	.	.	1	.	.	.	.	.	.	1	.
31	Tuberculosis of Respiratory System ... ..	17	79	150	.	.	9	107	29	5	5	14	48	83	10
32-37	Other Tuberculosis ... ..	18	28	46	2	6	10	20	8	.	3	3	9	31	1
43-49	Cancer, Malignant Disease	59	57	116	.	.	.	11	59	46	10	2	26	78	5
51	Rheumatic Fever ... ..	5	2	7	.	.	3	3	.	1	.	.	.	7	1
57	Diabetes ... ..	6	1	7	.	.	.	1	3	3	1	.	.	6	1
74	Cerebral Haemorrhage ... ..	19	23	42	.	.	.	1	16	25	.	.	4	38	6
87-90	Heart Disease ... ..	123	104	227	.	1	5	26	75	120	3	9	52	163	39
91b	Arterio-sclerosis ... ..	.	2	2	.	.	.	1	1	.	.	.	1	1	.
99	Bronchitis ... ..	37	40	77	7	3	1	2	17	47	.	.	13	64	20
100-1	Pneumonia (all forms) ... ..	28	25	53	7	7	.	8	18	11	.	2	4	47	10
97-8 102-7	Other Diseases of Respiratory System ... ..	12	14	26	1	4	1	6	9	5	1	2	4	19	6
111	Ulcer of Stomach or Duodenum ... ..	12	2	14	.	.	.	3	7	4	2	.	1	11	1
113	Diarrhoea and Enteritis under 2 years ... ..	9	10	19	16	3	.	.	.	.	.	.	6	13	1
117	Appendicitis ... ..	.	3	3	.	.	.	2	.	1	1	.	.	2	1
122	Cirrhosis of the Liver ... ..	3	2	5	.	.	.	.	4	1	2	.	.	3	.
128-9	Acute and Chronic Nephritis ... ..	24	18	42	1	.	1	10	18	12	3	1	5	33	6
146	Puerperal Sepsis ... ..	.	7	7	.	.	.	7	.	.	2	.	1	4	.
143-5 147-50	Other Accidents and Diseases of Pregnancy and Parturition ... ..	.	4	4	.	.	.	4	.	.	1	.	2	1	.
159-161	Congenital Debility and Malformation: Premature Birth ... ..	36	28	64	64	.	.	.	.	.	.	.	12	52	39
165-174	Suicide ... ..	3	.	3	.	.	.	.	3	.	.	.	.	3	.
175-203	Other Deaths from Violence ... ..	18	10	28	1	3	1	14	5	4	1	.	12	15	2
—	Other Defined Diseases	301	339	640	21	3	13	31	64	508	15	16	47	562	430
204-205	Causes Ill-defined or Unknown ... ..	25	26	51	.	2	2	3	20	24	.	.	.	51	41
	ALL CAUSES ... ..	848	864	1,712	128	37	53	278	375	841	51	50	262	1,349	641

ABSTRACT V.—*continued*.—ADMINISTRATIVE COUNTY OF LIMERICK.—CAUSES OF DEATH, by Sexes, Ages, and Places of Occurrence in the Year 1929.

International List Nos.	CAUSES OF DEATH	SEXES			AGES AT DEATH						PLACES OF OCCURRENCE				Uncertified Deaths
		Males	Females	Total	Under 1 year	1-5	5-15	15-45	45-65	65 years and up.	General and Special Hospitals	Mental Hospitals	County Homes and Hospitals, District Hospitals, and Co. Infirmary.	Elsewhere	
1	Enteric Fever ... ..	3	1	4	.	.	.	3	1	.	.	.	4	.	.
2	Typhus ... ..	.	.	.	.	.	.	.	.	.	.	.	.	.	.
6	Small-pox ... ..	.	.	.	.	.	.	.	.	.	.	.	.	.	.
7	Measles ... ..	1	.	1	1	.	.	.	.	.	.	.	.	1	.
8	Scarlet Fever ... ..	1	1	2	.	2	.	.	.	.	.	1	1	.	.
9	Whooping-cough ... ..	10	13	23	15	8	.	.	.	.	.	.	.	23	7
10	Diphtheria ... ..	2	1	3	.	2	1	.	.	.	.	3	.	.	.
16	Dysentery ... ..	2	.	2	.	.	.	1	.	1	.	2	.	.	.
11	Influenza ... ..	28	27	55	3	.	4	5	18	25	.	.	6	49	6
23	Encephalitis Lethargica	.	1	1	.	.	1	.	.	.	.	.	.	1	.
24	Meningococcal Meningitis	.	.	.	.	.	.	.	.	.	.	.	.	.	.
31	Tuberculosis of Respiratory System ... ..	39	44	83	.	.	7	51	21	4	4	8	27	44	1
32-37	Other Tuberculosis ... ..	14	10	24	.	4	6	9	3	2	.	4	5	15	.
43-49	Cancer, Malignant Disease	65	49	114	.	.	.	4	48	62	4	.	27	83	2
51	Rheumatic Fever ... ..	3	2	5	.	.	4	1	.	.	.	.	.	5	.
57	Diabetes ... ..	6	8	14	.	.	1	1	7	5	.	.	2	12	1
74	Cerebral Hæmorrhage ... ..	20	30	50	.	.	.	2	19	29	3	.	4	3	4
87-90	Heart Disease ... ..	109	8	207	.	1	.	12	60	134	2	2	40	163	29
91b	Arterio-sclerosis ... ..	4	4	8	.	.	.	.	3	5	.	.	.	8	.
99	Bronchitis ... ..	49	30	79	9	1	.	2	26	41	2	1	6	70	7
100-1	Pneumonia (all forms) ... ..	47	41	88	18	16	3	9	21	21	1	1	1	75	3
97-8 102-7	Other Diseases of Respiratory System ... ..	14	15	29	3	1	1	5	7	12	1	.	.	28	2
111	Ulcer of Stomach or Duodenum ... ..	4	1	5	.	.	.	2	2	1	.	.	.	5	.
113	Diarrhœa and Enteritis under 2 years ... ..	20	22	42	38	4	.	.	.	.	1	.	10	31	2
117	Appendicitis ... ..	3	1	4	.	1	2	.	1	.	1	.	2	1	.
122	Cirrhosis of the Liver ... ..	3	1	4	.	.	.	.	3	1	.	.	.	4	.
128-9	Acute and Chronic Nephritis ... ..	19	9	28	.	.	.	5	9	14	1	2	1	24	1
146	Puerperal Sepsis ... ..	.	4	4	.	.	.	4	.	.	.	.	2	2	.
143-5 147-50	Other Accidents and Diseases of Pregnancy and Parturition ... ..	.	4	4	.	.	.	4	.	.	1	.	.	3	.
159-161	Congenital Debility and Malformation: Premature Birth ... ..	52	34	86	84	1	1	.	.	.	7	.	18	61	35
165-174	Suicide ... ..	1	2	3	.	.	.	.	3	.	.	.	.	3	.
175-203	Other Deaths from Violence ... ..	21	11	32	4	3	3	11	3	8	3	.	6	23	2
—	Other Defined Diseases	234	255	489	25	16	9	31	48	360	6	9	70	404	216
204- 205	Causes ill-defined or Unknown ... ..	22	16	38	.	12	.	3	10	13	.	.	5	33	18
	ALL CAUSES ... ..	796	735	1,531	200	72	43	165	313	738	37	29	250	1,215	336

ABSTRACT V.—*continued*.—COUNTY BOROUGH OF LIMERICK.—CAUSES OF DEATH, by Sexes, Ages, and Places of Occurrence in the Year 1929.

International List Nos.	CAUSES OF DEATH	SEXES			AGES AT DEATH						PLACES OF OCCURRENCE					Uncertified Deaths
		Males	Females	Total	Under 1 year	1-5	5-15	15-45	45-65	65 years and up.	General and Special Hospitals	Mental Hospitals	County Homes and Hospitals, District Hospitals, and Co. Infirmary	Elsewhere		
1	Enteric Fever ... ..	1	.	1	.	.	.	1	.	.	.	.	1	.	.	
2	Typhus ... ..	.	.	.	.	.	.	.	.	.	.	.	.	.	.	
6	Small-pox ... ..	.	.	.	.	.	.	.	.	.	.	.	.	.	.	
7	Measles ... ..	.	.	.	.	.	.	.	.	.	.	.	.	.	.	
8	Scarlet Fever ... ..	2	1	3	.	3	.	.	.	.	.	.	3	.	.	
9	Whooping-cough ... ..	1	5	6	2	4	.	.	.	.	.	.	.	6	.	
10	Diphtheria ... ..	1	4	5	.	1	4	.	.	.	.	.	5	.	.	
16	Dysentery ... ..	1	.	1	.	.	.	1	.	.	.	1	.	.	.	
11	Influenza ... ..	4	14	18	.	3	1	3	8	3	.	.	6	12	.	
23	Encephalitis Lethargica	.	.	.	.	.	.	.	.	.	.	.	.	.	.	
24	Meningococcal Meningitis	.	.	.	.	.	.	.	.	.	.	.	.	.	.	
31	Tuberculosis of Respiratory System ...	32	30	62	.	1	2	44	14	1	4	3	35	20	.	
32-37	Other Tuberculosis ...	4	3	7	.	1	2	3	1	.	2	1	1	3	1	
43-49	Cancer, Malignant Disease	24	19	43	.	1	.	.	32	10	6	2	14	21	.	
51	Rheumatic Fever ... ..	.	3	3	.	.	.	3	.	.	1	.	.	2	.	
57	Diabetes ... ..	1	.	1	.	.	.	.	1	.	1	.	.	.	.	
74	Cerebral Hæmorrhage ...	7	7	14	.	.	.	3	7	4	2	1	3	8	.	
87-90	Heart Disease ... ..	27	25	52	.	.	.	11	28	13	3	2	20	27	2	
91b	Arterio-sclerosis ... ..	2	.	2	.	.	.	.	1	1	.	.	.	2	.	
99	Bronchitis ... ..	35	35	70	2	11	1	5	29	12	1	.	9	60	4	
100-1	Pneumonia (all forms) ...	15	17	32	7	10	1	4	6	4	5	.	2	25	.	
97-8	Other Diseases of Respiratory System ...	10	7	17	.	1	1	4	6	5	.	.	6	11	.	
111	Ulcer of Stomach or Duodenum ... ..	2	1	3	.	.	.	1	.	2	2	.	.	1	.	
113	Diarrhœa and Enteritis under 2 years ... ..	11	10	21	18	3	.	.	.	.	2	.	1	18	.	
117	Appendicitis ... ..	1	1	2	.	.	.	2	.	.	.	.	1	1	.	
122	Cirrhosis of the Liver ...	2	1	3	.	.	.	.	2	1	.	.	.	3	.	
128-9	Acute and Chronic Nephritis ... ..	7	6	13	.	1	1	4	6	1	1	1	3	8	.	
146	Puerperal Sepsis ... ..	.	3	3	.	.	.	3	.	.	.	.	3	.	.	
143-5	Other Accidents and Diseases of Pregnancy and Parturition ...	.	4	4	.	.	.	4	.	.	.	.	.	4	.	
159-161	Congenital Debility and Malformation: Premature Birth ... ..	16	17	33	33	.	.	.	.	.	18	.	5	10	4	
165-174	Suicide ... ..	1	.	1	.	.	.	1	.	.	.	.	.	1	.	
175-203	Other Deaths from Violence ... ..	13	.	13	.	3	4	6	.	.	6	.	.	7	1	
—	Other Defined Diseases	95	109	204	60	20	5	16	31	72	13	4	59	128	36	
204-205	Causes Ill-defined or Unknown ... ..	5	3	8	.	.	.	.	7	1	.	.	.	8	3	
	ALL CAUSES ... ..	320	325	645	132	63	22	119	179	130	67	15	177	386	51	

ABSTRACT V.—continued.—ADMINISTRATIVE COUNTY OF TIPPERARY (NORTH RIDING).—CAUSES OF DEATH, by Sexes, Ages, and Places of Occurrence in the Year 1929.

International List Nos.	CAUSES OF DEATH	SEXES			AGES AT DEATH						PLACES OF OCCURRENCE				Uncertified Deaths
		Males	Females	Total	Under 1 year	1-5	5-15	15-45	45-65	65 years and up	General and Special Hospitals	Mental Hospitals	County Homes and Hospitals, District Hospitals, and Co. Infirmarys.	Elsewhere	
1	Enteric Fever ... ..	2	1	3	.	.	.	1	2	.	.	.	3	.	.
2	Typhus ... ..	.	.	.	.	.	.	.	.	.	.	.	.	.	.
6	Small-pox ... ..	.	.	.	.	.	.	.	.	.	.	.	.	.	.
7	Measles ... ..	.	.	.	.	.	.	.	.	.	.	.	.	.	.
8	Scarlet Fever ... ..	.	.	.	.	.	.	.	.	.	.	.	.	.	.
9	Whooping-cough ... ..	4	9	13	7	4	2	.	.	.	.	1	12	7	
10	Diphtheria ... ..	1	1	2	.	1	1	.	.	.	.	.	2	.	
16	Dysentery ... ..	.	.	.	.	.	.	.	.	.	.	.	.	.	.
11	Influenza ... ..	26	15	41	1	2	2	4	11	21	.	.	2	39	17
23	Encephalitis Lethargica	.	.	.	.	.	.	.	.	.	.	.	.	.	.
24	Meningococcal Meningitis	1	.	1	.	.	1	.	.	.	.	1	.	.	
31	Tuberculosis of Respiratory System ... ..	34	33	67	.	2	7	39	16	3	2	1	23	41	3
32-37	Other Tuberculosis ... ..	14	3	17	1	1	4	8	5	2	1	1	7	8	.
43-49	Cancer, Malignant Disease	43	37	80	.	1	3	8	39	32	10	1	22	47	3
51	Rheumatic Fever ... ..	3	1	4	.	.	.	.	1	.	1	.	.	3	.
57	Diabetes ... ..	2	2	4	.	.	.	.	1	3	.	.	1	3	.
74	Cerebral Hæmorrhage ... ..	5	12	17	.	.	.	2	6	9	.	1	2	14	.
87-90	Heart Disease ... ..	62	55	117	.	.	.	15	35	67	2	1	20	94	8
91b	Arterio-sclerosis ... ..	1	3	4	.	.	.	.	3	1	.	.	.	4	.
99	Bronchitis ... ..	18	30	48	7	2	.	3	5	31	.	1	6	41	12
100-1	Pneumonia (all forms) ... ..	21	14	35	6	3	1	9	9	7	2	1	2	30	3
97-8 102-7	Other Diseases of Respiratory System ... ..	10	4	14	1	.	.	2	3	8	.	1	2	11	2
111	Ulcer of Stomach or Duodenum ... ..	7	2	9	.	.	.	1	5	3	1	.	2	6	.
113	Diarrhœa and Enteritis under 2 years ... ..	7	10	17	16	1	.	.	.	.	.	.	1	16	2
117	Appendicitis ... ..	2	1	3	.	.	.	2	.	1	2	.	.	1	.
122	Cirrhosis of the Liver ... ..	3	.	3	.	.	.	.	2	1	.	.	.	3	.
128-9	Acute and Chronic Nephritis ... ..	8	12	20	.	.	.	1	6	13	1	.	5	14	3
146	Puerperal Sepsis ... ..	.	.	.	.	.	.	.	.	.	.	.	.	.	.
143-5 147-50	Other Accidents and Diseases of Pregnancy and Parturition ... ..	.	6	6	.	.	.	6	.	.	2	.	.	4	1
159-161	Congenital Debility and Malformation: Premature Birth ... ..	12	12	24	24	.	.	.	.	.	2	.	6	16	12
165-174	Suicide ... ..	3	.	3	.	.	.	1	.	2	.	.	.	3	.
175-203	Other Deaths from Violence ... ..	9	10	19	1	3	1	6	3	5	.	.	5	14	.
—	Other Defined Diseases	148	156	304	11	9	4	21	51	208	11	9	52	232	134
204- 205	Causes Ill-defined or Unknown ... ..	9	9	18	.	.	.	3	6	9	.	.	.	18	14
	ALL CAUSES ... ..	455	438	893	75	29	26	128	209	426	37	17	163	676	221



ABSTRACT V.—*continued*.—ADMINISTRATIVE COUNTY OF TIPPERARY (SOUTH RIDING).—CAUSES OF DEATH, by Sexes, Ages, and Places of Occurrence in the Year 1929.

International List Nos.	CAUSES OF DEATH	SEXES			AGES AT DEATH						PLACES OF OCCURRENCE				Uncertified Deaths
		Males	Females	Total	Under 1 year	1-5	5-15	15-45	45-65	65 years and up.	General and Special Hospitals	Mental Hospitals	County Homes and Hospitals, District Hospitals and Co. Infirmary	Elsewhere	
1	Enteric Fever ...	2	2	4	.	.	1	2	1	.	.	.	3	1	.
2	Typhus ...	.	.	.	.	.	.	.	.	.	.	.	.	.	.
6	Small-pox ...	.	.	.	.	.	.	.	.	.	.	.	.	.	.
7	Measles ...	1	.	1	1	.	.	.	.	.	.	.	.	1	1
8	Scarlet Fever ...	1	.	1	.	1	.	.	.	.	.	1	.	.	.
9	Whooping-cough ...	3	4	7	5	2	.	.	.	.	.	.	.	7	1
10	Diphtheria ...	4	1	5	1	1	3	.	.	.	.	3	2	.	.
16	Dysentery ...	1	.	1	.	.	.	.	1	.	.	.	1	.	.
11	Influenza ...	13	18	31	2	.	.	6	11	12	.	.	2	29	4
23	Encephalitis Lethargica	2	.	2	.	.	.	1	1	.	.	.	2	.	.
24	Meningococcal Meningitis	.	.	.	.	.	.	.	.	.	.	.	.	.	.
31	Tuberculosis of Respiratory System ...	39	33	72	.	2	1	57	10	2	5	6	23	38	3
32-37	Other Tuberculosis ...	11	15	26	2	4	6	11	2	1	1	.	9	16	1
43-49	Cancer, Malignant Disease	55	27	82	.	1	.	11	34	36	7	.	20	55	.
51	Rheumatic Fever ...	1	2	3	.	.	.	.	2	1	1	1	.	1	.
57	Diabetes ...	5	3	8	.	.	.	1	4	3	.	.	1	7	.
74	Cerebral Hæmorrhage ...	30	25	55	.	.	.	1	16	38	1	1	14	39	1
87-90	Heart Disease ...	84	76	160	.	.	1	19	47	93	2	2	44	112	8
9Ib	Arterio-sclerosis ...	4	7	11	.	.	.	.	2	9	.	.	1	10	.
99	Bronchitis ...	30	33	63	6	1	.	1	14	41	.	.	13	50	4
100-1	Pneumonia (all forms) ...	35	33	68	4	13	3	7	24	17	.	1	18	49	3
97-8 102-7	Other Diseases of Respiratory System ...	15	10	25	1	1	.	2	9	12	4	.	3	18	2
111	Ulcer of Stomach or Duodenum ...	7	4	11	.	1	.	3	5	2	1	.	4	6	.
113	Diarrhœa and Enteritis under 2 years ...	9	8	17	16	1	.	.	.	.	.	1	7	9	1
117	Appendicitis ...	5	2	7	.	1	.	2	4	.	4	.	2	1	.
122	Cirrhosis of the Liver ...	3	.	3	.	.	.	1	1	1	.	.	.	3	.
128-9	Acute and Chronic Nephritis ...	18	12	30	1	.	1	6	16	6	1	.	5	24	2
146	Puerperal Sepsis ...	.	1	1	.	.	.	1	.	.	.	.	1	.	.
143-5 147-50	Other Accidents and Diseases of Pregnancy and Parturition ...	.	3	3	.	.	.	3	.	.	.	.	1	2	1
159-161	Congenital Debility and Malformation: Premature Birth ...	21	18	39	39	.	.	.	.	.	1	.	7	31	7
165-174	Suicide ...	1	1	2	.	.	.	1	.	1	.	.	1	1	.
175-203	Other Deaths from Violence ...	14	6	20	1	.	2	6	6	5	1	1	6	12	.
—	Other Defined Diseases	149	174	323	19	5	11	36	37	215	8	11	38	266	119
204- 205	Causes Ill-defined or Unknown ...	12	10	22	.	1	.	2	7	12	.	.	.	22	16
	ALL CAUSES ...	575	528	1,103	98	35	29	180	254	507	37	24	227	815	174

ABSTRACT V.—continued.—ADMINISTRATIVE COUNTY OF WATERFORD.—CAUSES OF DEATH, by Sexes, Ages, and Places of Occurrence in the Year 1929.

Inter-national List Nos.	CAUSES OF DEATH	SEXES			AGES AT DEATH						PLACES OF OCCURRENCE					Uncer-tified Deaths
		Males	Fe-males	Total	Under 1 year	1-5	5-15	15-45	45-65	65 years and up	General and Special Hospitals	Mental Hospitals	County Homes and Hospitals, District Hospitals, and Co. Infirmary.	Else-where		
1	Enteric Fever ... ..	.	.	.	.	.	.	.	.	.	.	.	.	.	.	
2	Typhus ... ..	.	1	1	.	.	1	.	.	.	.	.	1	.	.	
6	Small-pox ... ..	.	.	.	.	.	.	.	.	.	.	.	.	.	.	
7	Measles ... ..	.	.	.	.	.	.	.	.	.	.	.	.	.	.	
8	Scarlet Fever ... ..	1	1	2	.	.	1	1	.	.	.	.	2	.	.	
9	Whooping-cough ... ..	3	4	7	6	1	.	.	.	.	.	.	.	7	1	
10	Diphtheria ... ..	2	.	2	.	2	.	.	.	.	.	.	2	.	.	
16	Dysentery ... ..	.	.	.	.	.	.	.	.	.	.	.	.	.	.	
11	Influenza ... ..	11	6	17	1	.	1	2	5	8	.	.	3	14	.	
23	Encephalitis Lethargica	1	.	1	.	.	.	1	.	.	.	.	1	.	.	
24	Meningococcal Meningitis	.	.	.	.	.	.	.	.	.	.	.	.	.	.	
31	Tuberculosis of Respira-tory System ... ..	23	27	50	.	.	3	31	13	3	.	1	13	36	4	
32-37	Other Tuberculosis ... ..	5	3	8	1	1	.	4	2	.	.	1	.	7	.	
43-49	Cancer, Malignant Disease	28	35	63	.	.	.	4	35	24	4	1	12	46	1	
51	Rheumatic Fever ... ..	.	.	.	.	.	.	.	.	.	.	.	.	.	.	
57	Diabetes ... ..	2	3	5	.	.	.	.	2	3	.	.	2	3	.	
74	Cerebral Hæmorrhage ...	10	18	28	.	.	.	1	12	15	.	.	6	22	2	
87-90	Heart Disease ... ..	46	64	110	1	1	.	5	42	61	1	1	23	85	9	
91b	Arterio-sclerosis ... ..	3	1	4	.	.	.	.	1	3	.	.	.	4	1	
99	Bronchitis ... ..	20	17	37	7	1	1	1	6	21	.	2	2	33	5	
100-1	Pneumonia (all forms) ...	13	11	24	.	2	1	6	11	4	.	2	5	17	1	
97-8 102-7	Other Diseases of Res-piratory System ... ..	8	1	9	.	.	.	1	4	4	.	.	.	9	3	
111	Uleer of Stomach or Duodenum ... ..	3	1	4	.	.	.	1	2	1	.	.	1	3	.	
113	Diarrhœa and Enteritis under 2 years ... ..	6	6	12	11	1	.	.	.	.	1	.	1	10	.	
117	Appendicitis ... ..	1	1	2	.	.	.	.	2	.	.	.	2	.	.	
122	Cirrhosis of the Liver ...	.	.	.	.	.	.	.	.	.	.	.	.	.	.	
128-9	Acute and Chronic Nephritis ... ..	15	15	30	.	.	1	4	17	8	.	1	5	24	.	
146	Puerperal Sepsis ... ..	.	.	.	.	.	.	.	.	.	.	.	.	.	.	
143-5 147-50	Other Accidents and Diseases of Pregnancy and Parturition ...	.	2	2	.	.	.	2	.	.	.	.	1	1	.	
159-161	Congenital Debility and Malformation: Pre-mature Birth ... ..	17	18	35	34	.	1	.	.	.	.	.	6	29	6	
165-174	Suicide ... ..	1	.	1	.	.	.	.	.	1	1	.	.	.	.	
175-203	Other Deaths from Violence ... ..	11	4	15	.	.	1	5	5	4	1	.	2	12	.	
—	Other Defined Diseases	121	138	259	14	5	3	14	30	193	3	12	50	194	105	
204-205	Causes Ill-defined or Unknown ... ..	8	9	17	.	1	.	.	10	6	.	.	.	17	8	
	ALL CAUSES ... ..	359	386	745	75	15	14	83	199	359	11	21	140	573	146	

ABSTRACT V.—continued.—COUNTY BOROUGH OF WATERFORD—CAUSES OF DEATH by Sexes, Ages, and Places of Occurrence in the Year 1929.

International List Nos.	CAUSES OF DEATH	SEXES			AGES AT DEATH						PLACES OF OCCURRENCE					Uncertified Deaths
		Males	Females	Total	Under 1 year	1-5	5-15	15-45	45-65	65 years and up.	General and Special Hospitals	Mental Hospitals	County Homes and Hospitals, District Hospitals, and Co. Infirmary	Elsewhere		
1	Enteric Fever ...	.	.	.	.	.	.	.	.	.	.	.	.	.	.	.
2	Typhus ...	.	.	.	.	.	.	.	.	.	.	.	.	.	.	.
6	Small-pox ...	.	.	.	.	.	.	.	.	.	.	.	.	.	.	.
7	Measles ...	13	8	21	5	15	1	.	.	.	.	.	.	.	21	.
8	Scarlet Fever ...	.	.	.	.	.	.	.	.	.	.	.	.	.	.	.
9	Whooping-cough ...	7	10	17	8	9	.	.	.	.	.	.	.	.	17	.
10	Diphtheria ...	1	2	3	.	2	.	1	.	.	.	.	3	.	.	.
16	Dysentery ...	.	.	.	.	.	.	.	.	.	.	.	.	.	.	.
11	Influenza ...	3	5	8	1	.	.	1	2	4	.	.	2	6	.	.
23	Encephalitis Lethargica ...	.	.	.	.	.	.	.	.	.	.	.	.	.	.	.
24	Meningococcal Meningitis ...	.	.	.	.	.	.	.	.	.	.	.	.	.	.	.
31	Tuberculosis of Respiratory System ...	23	25	48	.	.	4	28	12	4	.	1	13	34	1	.
32-37	Other Tuberculosis ...	9	8	17	.	8	.	9	.	.	.	.	7	10	.	.
43-49	Cancer, Malignant Disease ...	14	16	30	.	.	.	2	21	7	1	1	10	18	.	.
51	Rheumatic Fever ...	1	1	2	.	.	1	.	1	.	.	.	1	1	.	.
57	Diabetes ...	.	1	1	.	.	.	.	.	1	.	.	.	1	.	.
74	Cerebral Hemorrhage ...	11	19	30	.	.	.	.	7	23	.	.	7	23	2	.
87-90	Heart Disease ...	36	35	71	.	.	.	6	19	46	.	3	24	44	2	.
91b	Arterio-sclerosis ...	.	.	.	.	.	.	.	.	.	.	.	.	.	.	.
99	Bronchitis ...	14	15	29	3	3	.	.	10	13	.	.	5	24	3	.
100-1	Pneumonia (all forms) ...	22	15	37	6	10	2	3	9	7	.	1	11	25	.	.
97-8 102-7	Other Diseases of Respiratory System ...	1	1	2	.	.	.	1	.	1	.	.	.	2	.	.
111	Ulcer of Stomach or Duodenum ...	1	.	1	.	.	.	.	.	1	1	.	.	.	.	.
113	Diarrhoea and Enteritis under 2 years ...	11	10	21	21	.	.	.	.	.	.	.	4	17	.	.
117	Appendicitis ...	.	.	.	.	.	.	.	.	.	.	.	.	.	.	.
122	Cirrhosis of the Liver ...	1	.	1	.	.	.	.	.	1	.	.	.	1	.	.
128-9	Acute and Chronic Nephritis ...	9	8	17	.	.	.	3	9	5	.	1	5	11	2	.
146	Puerperal Sepsis ...	.	.	.	.	.	.	.	.	.	.	.	.	.	.	.
143-5 147-50	Other Accidents and Diseases of Pregnancy and Parturition ...	.	1	1	.	.	.	1	.	.	.	.	.	1	.	.
159-161	Congenital Debility and Malformation; Premature Birth ...	12	5	17	17	.	.	.	.	.	.	.	1	16	3	.
165-174	Suicide ...	.	.	.	.	.	.	.	.	.	.	.	.	.	.	.
175-203	Other Deaths from Violence ...	9	4	13	1	2	.	3	4	3	.	.	6	7	.	.
—	Other Defined Diseases	31	37	68	6	3	2	6	13	38	1	6	23	38	1	.
204-205	Causes Ill-defined or Unknown ...	.	.	.	.	.	.	.	.	.	.	.	.	.	.	.
	ALL CAUSES ...	229	226	455	68	52	10	64	107	154	3	13	122	317	14	.

ABSTRACT V.—continued.—ADMINISTRATIVE COUNTY OF GALWAY.—CAUSES OF DEATH, by Sexes, Ages, and 76  
Places of Occurrence in the Year 1929.

Inter- national List Nos.	CAUSES OF DEATH	SEXES			AGES AT DEATH						PLACES OF OCCURRENCE					Uncer- tified Deaths
		Males	Fe- males	Total	Under 1 year	1-5	5-15	15-45	45-65	65 years and up	General and Special Hospitals	Mental Hospitals	County Homes and Hospitals, District Hospitals, and Co. Infirmary.	Else- where		
1	Enteric Fever ... ..	3	2	5	.	.	.	4	.	1	.	.	3	2	.	
2	Typhus ... ..	.	.	.	.	.	.	.	.	.	.	.	.	.	.	
6	Small-pox ... ..	.	.	.	.	.	.	.	.	.	.	.	.	.	.	
7	Measles ... ..	2	2	4	.	4	.	.	.	.	.	.	3	1	1	
8	Scarlet Fever ... ..	1	.	1	.	.	1	.	.	.	.	.	1	.	.	
9	Whooping-cough ... ..	2	4	6	3	3	.	.	.	.	.	.	.	6	1	
10	Diphtheria ... ..	14	12	26	.	7	13	5	1	.	.	1	13	12	2	
16	Dysentery ... ..	.	.	.	.	.	.	.	.	.	.	.	.	.	.	
11	Influenza ... ..	47	37	84	9	7	4	4	16	44	.	.	19	65	29	
23	Encephalitis Lethargica	1	1	2	.	.	1	1	.	.	.	.	.	2	.	
24	Meningococcal Meningitis	1	.	1	.	.	.	1	.	.	.	.	1	.	.	
31	Tuberculosis of Respira- tory System ... ..	62	88	150	1	1	4	122	16	6	22	12	33	83	20	
32-37	Other Tuberculosis ... ..	28	18	46	6	2	11	24	2	1	1	4	18	23	2	
43-49	Cancer, Malignant Disease	102	54	156	.	1	1	12	57	85	7	6	52	91	7	
51	Rheumatic Fever ... ..	2	2	4	.	.	1	1	2	.	.	.	2	2	1	
57	Diabetes ... ..	10	4	14	.	.	2	4	4	4	1	.	3	10	1	
74	Cerebral Haemorrhage ...	31	28	59	.	.	.	.	20	39	2	2	11	44	4	
87-90	Heart Disease ... ..	129	128	257	.	.	3	30	72	152	2	3	55	197	36	
91b	Arterio-sclerosis ... ..	3	6	9	.	.	.	.	4	5	1	.	2	6	.	
99	Bronchitis ... ..	41	59	100	5	7	1	6	23	58	1	1	11	87	41	
100-1	Pneumonia (all forms) ...	62	51	113	11	16	3	20	24	39	4	2	18	89	20	
97-8 102-7	Other Diseases of Res- piratory System ... ..	9	13	22	2	2	1	2	5	10	.	.	5	17	6	
111	Ulcer of Stomach or Duodenum ... ..	4	7	11	.	.	1	3	4	3	.	2	3	6	.	
113	Diarrhoea and Enteritis under 2 years ... ..	3	4	7	6	1	.	.	.	.	1	.	1	5	2	
117	Appendicitis ... ..	4	3	7	.	1	.	4	2	.	1	.	6	.	.	
122	Cirrhosis of the Liver ...	.	.	.	.	.	.	.	.	.	.	.	.	.	.	
128-9	Acute and Chronic Nephritis ... ..	44	29	73	.	2	2	12	26	31	3	.	17	53	11	
146	Puerperal Sepsis ... ..	.	6	6	.	.	.	6	.	.	.	.	4	2	.	
143-5 147-50	Other Accidents and Diseases of Pregnancy and Parturition ... ..	.	11	11	.	.	.	10	1	.	.	.	3	8	3	
159-161	Congenital Debility and Malformation: Pre- mature Birth ... ..	37	20	57	56	.	.	1	.	.	3	.	19	35	19	
165-174	Suicide ... ..	5	.	5	.	.	.	.	3	2	.	.	.	5	.	
175-203	Other Deaths from Violence ... ..	26	13	39	3	4	4	21	2	5	1	.	10	28	2	
—	Other Defined Diseases	428	435	863	39	19	17	48	71	669	12	28	69	754	600	
204- 205	Causes Ill-defined or Unknown ... ..	32	36	68	2	6	1	11	26	22	.	.	3	65	61	
	ALL CAUSES ... ..	1,133	1,073	2,206	143	83	71	352	381	1,176	62	61	385	1,698	869	

ABSTRACT V.—*continued*.—ADMINISTRATIVE COUNTY OF LEITRIM.—CAUSES OF DEATH, by Sexes, Ages, and Places of Occurrence in the Year 1929.

International List Nos.	CAUSES OF DEATH	SEXES			AGES AT DEATH						PLACES OF OCCURRENCE				Uncertified Deaths
		Males	Females	Total	Under 1 year	1-5	5-15	15-45	45-65	65 years and up.	General and Special Hospitals	Mental Hospitals	County Homes and Hospitals, District Hospitals, and Co. Infirmary	Elsewhere	
1	Enteric Fever ...	9	5	14	.	.	3	6	3	2	3	.	8	3	.
2	Typhus ...	.	.	.	.	.	.	.	.	.	.	.	.	.	.
6	Small-pox ...	.	.	.	.	.	.	.	.	.	.	.	.	.	.
7	Measles ...	.	1	1	.	.	1	.	.	.	.	.	.	1	.
8	Scarlet Fever ...	2	.	2	.	.	2	.	.	.	.	.	.	2	.
9	Whooping-cough ...	1	6	7	5	2	.	.	.	.	.	.	.	7	7
10	Diphtheria ...	.	.	.	.	.	.	.	.	.	.	.	.	.	.
16	Dysentery ...	.	1	1	.	.	.	1	.	.	.	.	.	1	.
11	Influenza ...	17	23	40	.	3	.	5	15	17	.	.	4	36	23
23	Encephalitis Lethargica	1	.	1	.	.	.	.	1	.	.	.	.	1	.
24	Meningococcal Meningitis	.	1	1	.	.	1	.	.	.	.	.	.	1	.
31	Tuberculosis of Respiratory System ...	19	20	39	1	.	.	32	5	1	2	3	13	21	3
32-37	Other Tuberculosis ...	7	9	16	1	4	.	11	.	.	3	.	5	8	3
43-49	Cancer, Malignant Disease	26	26	52	.	.	.	6	26	20	4	2	11	35	8
51	Rheumatic Fever ...	1	1	2	.	.	1	.	1	.	.	.	.	2	.
5	Diabetes ...	3	1	4	.	.	.	.	2	2	.	.	.	4	.
7	Cerebral Hæmorrhage ...	22	10	32	.	.	.	2	9	21	.	.	4	28	11
87-90	Heart Disease ...	43	51	94	.	.	1	7	30	56	1	2	7	84	9
91b	Arterio-sclerosis ...	.	.	.	.	.	.	.	.	.	.	.	.	.	.
99	Bronchitis ...	29	33	62	7	1	.	2	5	47	.	1	5	56	35
100-1	Pneumonia (all forms) ...	27	25	52	2	3	.	10	15	22	1	2	8	41	5
97-8 102-7	Other Diseases of Respiratory System ...	8	6	14	.	.	.	1	3	10	1	1	1	11	4
111	Ulcer of Stomach or Duodenum ...	6	2	8	.	.	.	4	2	2	.	.	1	7	.
113	Diarrhœa and Enteritis under 2 years ...	.	.	.	.	.	.	.	.	.	.	.	.	.	.
117	Appendicitis ...	3	.	3	.	.	.	1	1	1	.	.	2	1	1
122	Cirrhosis of the Liver ...	.	.	.	.	.	.	.	.	.	.	.	.	.	.
128-9	Acute and Chronic Nephritis ...	17	7	24	.	.	.	4	6	14	2	.	8	14	5
146	Puerperal Sepsis ...	.	4	4	.	.	.	4	.	.	.	.	2	2	.
143-5 147-50	Other Accidents and Diseases of Pregnancy and Parturition ...	.	3	3	.	.	.	3	.	.	.	.	.	3	.
159-161	Congenital Debility and Malformation: Premature Birth ...	11	7	18	17	1	.	.	.	.	1	.	2	15	12
165-174	Suicide ...	.	.	.	.	.	.	.	.	.	.	.	.	.	.
175-203	Other Deaths from Violence ...	9	3	12	1	4	.	3	3	1	.	.	4	8	2
—	Other Defined Diseases	174	135	309	9	1	.	21	25	253	3	7	28	271	218
204- 205	Causes Ill-defined or Unknown ...	18	24	42	.	1	.	2	18	21	1	.	1	40	36
	ALL CAUSES ...	453	404	857	43	20	9	125	170	490	22	18	114	703	382

ABSTRACT V.—continued.—ADMINISTRATIVE COUNTY OF MAYO.—CAUSES OF DEATH, by Sexes, Ages, and Places of Occurrence in the Year 1929.

International List Nos.	CAUSES OF DEATH	SEXES			AGES AT DEATH						PLACES OF OCCURRENCE					Uncertified Deaths
		Males	Females	Total	Under 1 year	1-5	5-15	15-45	45-65	65 years & up	General and Special Hospitals	Mental Hospitals	County Homes and Hospitals, District Hospitals, and Co. Infirmary	Elsewhere		
1	Enteric Fever ...	1	1	2	.	.	.	1	1	.	.	1	1	.	.	
2	Typhus ...	.	.	.	.	.	.	.	.	.	.	.	.	.	.	
6	Small-pox ...	.	.	.	.	.	.	.	.	.	.	.	.	.	.	
7	Measles ...	15	9	24	8	9	3	4	.	.	.	.	2	22	16	
8	Scarlet Fever ...	.	.	.	.	.	.	.	.	.	.	.	.	.	.	
9	Whooping-cough ...	1	3	4	2	2	.	.	.	.	.	.	.	4	2	
10	Diphtheria ...	2	.	2	1	1	.	.	.	.	.	.	1	1	1	
16	Dysentery ...	.	.	.	.	.	.	.	.	.	.	.	.	.	.	
11	Influenza ...	37	31	68	6	3	.	13	12	34	.	3	.	65	46	
23	Encephalitis Lethargica	1	.	1	.	.	.	1	.	.	.	.	1	.	.	
24	Meningococcal Meningitis	.	.	.	.	.	.	.	.	.	.	.	.	.	.	
31	Tuberculosis of Respiratory System ...	59	73	132	.	2	7	93	27	3	13	4	36	79	28	
32-37	Other Tuberculosis ...	26	16	42	1	2	13	24	2	.	1	12	8	21	1	
43-49	Cancer, Malignant Disease	66	65	131	.	.	1	9	55	66	5	1	27	98	18	
51	Rheumatic Fever ...	2	4	6	.	.	3	2	1	.	.	.	.	6	.	
57	Diabetes ...	12	8	20	.	.	.	6	3	11	.	.	3	17	5	
74	Cerebral Haemorrhage ...	13	19	32	.	.	.	1	16	15	.	1	1	30	12	
87-90	Heart Disease ...	71	78	149	.	.	6	19	43	81	.	6	15	128	37	
91b	Arterio-sclerosis ...	9	3	12	.	.	.	1	3	8	.	.	4	8	.	
99	Bronchitis ...	58	50	108	12	2	2	2	12	78	2	.	6	100	63	
100-1	Pneumonia (all forms) ...	66	46	112	18	16	8	9	26	35	.	.	17	95	22	
97-8 102-7	Other Diseases of Respiratory System ...	17	16	33	8	4	.	5	8	8	2	.	2	29	13	
111	Ulcer of Stomach or Duodenum ...	14	6	20	.	.	.	8	8	4	.	.	8	12	3	
113	Diarrhoea and Enteritis under 2 years ...	7	2	9	8	1	.	.	.	.	1	.	.	8	.	
117	Appendicitis ...	7	4	11	.	1	4	4	.	2	1	.	5	5	.	
122	Cirrhosis of the Liver ...	2	2	4	.	.	.	1	2	1	.	.	1	3	.	
128-9	Acute and Chronic Nephritis ...	20	10	30	1	.	.	3	12	14	.	.	6	24	7	
146	Puerperal Sepsis ...	.	5	5	.	.	.	5	.	.	.	.	.	5	.	
143-5 147-50	Other Accidents and Diseases of Pregnancy and Parturition ...	.	13	13	.	.	.	12	1	.	1	.	4	8	3	
159-161	Congenital Debility and Malformation: Premature Birth ...	38	24	62	59	2	.	1	.	.	4	.	12	46	24	
165-174	Suicide ...	4	2	6	.	.	.	2	1	3	.	.	.	6	.	
175-203	Other Deaths from Violence ...	23	13	36	1	5	2	6	12	10	.	.	7	29	2	
	Other Defined Diseases	443	486	929	27	9	11	34	66	782	9	19	73	828	645	
204-205	Causes Ill-defined or Unknown ...	24	35	59	1	1	1	7	31	18	.	.	.	59	53	
	ALL CAUSES ...	1,038	1,024	2,062	153	60	61	273	342	1,173	39	47	240	1,736	1,001	

ABSTRACT V.—*continued*.—ADMINISTRATIVE COUNTY OF ROSCOMMON.—CAUSES OF DEATH, by Sexes, Ages, and Places of Occurrence in the Year 1929.

Inter-national List Nos	CAUSES OF DEATH	SEXES			AGES AT DEATH						PLACES OF OCCURRENCE				Uncer-tified Deaths
		Males	Fe-males	Total	Under 1 year	1-5	5-15	15-45	45-65	65 years and up	General and Special Hospitals	Mental Hospitals	County Homes and Hospitals, District Hospitals, Co. Infirmary.	Elsewhere	
1	Enteric Fever ... ..	1	2	3	.	.	.	2	.	1	.	.	2	1	.
2	Typhus ... ..	.	.	.	.	.	.	.	.	.	.	.	.	.	.
6	Small-pox ... ..	.	.	.	.	.	.	.	.	.	.	.	.	.	.
7	Measles ... ..	.	.	.	.	.	.	.	.	.	.	.	.	.	.
8	Scarlet Fever ... ..	.	.	.	.	.	.	.	.	.	.	.	.	.	.
9	Whooping-cough ... ..	12	9	21	13	7	1	.	.	.	.	.	.	21	12
10	Diphtheria ... ..	1	.	1	.	.	1	.	.	.	.	.	.	1	1
16	Dysentery ... ..	.	.	.	.	.	.	.	.	.	.	.	.	.	.
11	Influenza ... ..	20	24	44	1	.	2	5	11	25	.	.	6	38	21
23	Encephalitis Lethargica	.	.	.	.	.	.	.	.	.	.	.	.	.	.
24	Meningococcal Meningitis	1	.	1	.	.	.	.	1	.	.	.	1	.	.
31	Tuberculosis of Res- piratory System ... ..	25	23	48	1	.	2	33	11	1	7	3	7	31	8
32-37	Other Tuberculosis ... ..	7	4	11	.	1	1	6	3	.	1	3	2	5	1
43-49	Cancer, Malignant Disease	41	40	81	.	.	.	6	42	33	10	3	15	53	12
51	Rheumatic Fever ... ..	3	2	5	.	.	2	2	1	.	.	.	2	3	.
57	Diabetes ... ..	4	4	8	.	.	.	3	3	2	1	.	.	7	3
74	Cerebral Hæmorrhage ...	14	14	28	.	.	.	2	9	17	2	1	1	24	3
87-90	Heart Disease ... ..	73	53	126	.	.	1	14	37	74	2	5	15	104	37
91b	Arterio-sclerosis ... ..	.	1	1	.	.	.	.	1	.	.	.	.	1	.
99	Bronchitis ... ..	36	27	63	1	4	.	4	12	42	.	2	15	46	20
100-1	Pneumonia (all forms) ...	23	23	46	6	7	4	9	10	10	.	.	6	40	6
97-8 102-7	Other Diseases of Res- piratory System ... ..	11	6	17	.	.	1	5	4	7	1	1	.	15	4
111	Ulcer of Stomach or Duodenum ... ..	.	1	1	.	.	.	.	1	.	.	.	.	1	.
113	Diarrhœa and Enteritis under 2 years ... ..	1	.	1	1	.	.	.	.	.	1	.	.	.	.
117	Appendicitis ... ..	1	1	2	.	.	.	1	.	1	.	.	1	1	.
122	Cirrhosis of the Liver ...	1	.	1	.	.	.	.	.	1	.	.	.	1	.
128-9	Acute and Chronic Nephritis ... ..	24	12	36	1	.	.	4	12	19	2	2	8	24	3
146	Puerperal Sepsis ... ..	.	2	2	.	.	.	2	.	.	.	.	.	2	.
143-5 147-50	Other Accidents and Diseases of Pregnancy and Parturition ... ..	.	3	3	.	.	.	3	.	.	.	.	2	1	.
159-161	Congenital Debility and Malformation: Pre- mature Birth ... ..	18	7	25	24	.	.	1	.	.	3	.	4	18	13
165-174	Suicide ... ..	1	3	4	.	.	.	2	2	.	.	.	.	4	.
175-203	Other Deaths from Violence ... ..	9	4	13	.	3	1	1	1	7	.	.	1	12	1
	Other Defined Diseases	264	286	550	10	3	10	20	46	461	2	13	48	487	389
204- 205	Causes ill-defined or Unknown ... ..	35	23	58	1	2	1	6	17	31	.	.	2	56	48
	ALL CAUSES ... ..	626	574	1,200	59	27	27	131	224	732	32	33	138	997	582

ABSTRACT V.—continued.—ADMINISTRATIVE COUNTY OF SLIGO.—CAUSES OF DEATH, by Sexes, Ages, and Places of Occurrence, in the Year 1929.

International List Nos.	CAUSES OF DEATH.	Males.	Females	Total.	AGES AT DEATH.						PLACES OF OCCURRENCE.				Un-certified Deaths.
					Under 1 year.	1-5	5-15	15-45	45-65	65 years and up.	General and Special Hospitals.	Mental Hospitals.	County Homes and Hospitals, District Hospitals, and Co. Infirmary.	Else-where.	
1	Enteric Fever ... ..	1	.	1	.	.	.	1	.	.	.	.	1	.	.
2	Typhus ... ..	.	.	.	.	.	.	.	.	.	.	.	.	.	.
6	Small-pox ... ..	.	.	.	.	.	.	.	.	.	.	.	.	.	.
7	Measles ... ..	1	1	2	.	2	.	.	.	.	.	.	.	2	1
8	Scarlet Fever ... ..	.	2	2	1	.	1	.	.	.	.	.	1	1	.
9	Whooping-cough ... ..	1	3	4	3	1	.	.	.	.	.	.	.	4	2
10	Diphtheria ... ..	4	1	5	1	1	2	1	.	.	.	.	.	5	.
16	Dysentery ... ..	.	.	.	.	.	.	.	.	.	.	.	.	.	.
11	Influenza ... ..	18	21	39	1	.	.	5	5	28	.	.	1	38	28
23	Encephalitis Lethargica	.	1	1	.	.	.	1	.	.	.	.	1	.	.
24	Meningococcal Meningitis	.	.	.	.	.	.	.	.	.	.	.	.	.	.
31	Tuberculosis of Respiratory System ... ..	21	38	59	.	1	1	40	14	3	.	10	22	27	6
32-37	Other Tuberculosis ... ..	14	11	25	2	1	2	16	2	2	.	.	8	17	.
43-49	Cancer, Malignant Disease	44	36	80	.	.	.	4	40	36	.	2	20	58	3
51	Rheumatic Fever ... ..	4	2	6	.	.	1	3	.	2	.	.	1	5	.
57	Diabetes ... ..	3	1	4	.	.	.	1	2	1	1	.	.	3	.
74	Cerebral Hæmorrhage ... ..	14	6	20	.	.	.	.	12	8	.	.	.	20	2
87-90	Heart Disease ... ..	52	45	97	.	.	.	11	31	55	2	2	28	65	4
91b	Arterio-sclerosis ... ..	.	1	1	.	.	.	.	1	.	.	.	.	1	.
99	Bronchitis ... ..	22	10	32	.	1	.	2	7	22	1	.	6	25	8
100-1	Pneumonia (all forms)	26	18	44	6	6	1	5	13	13	3	.	2	39	1
97-8 102-7	Other Diseases of Respiratory System ... ..	18	20	38	2	.	1	3	4	28	.	.	4	34	20
111	Ulcer of Stomach or Duodenum ... ..	5	4	9	.	.	.	3	5	1	1	.	2	6	.
113	Diarrhœa and Enteritis under 2 years ... ..	7	2	9	8	1	.	.	.	.	.	.	6	3	.
117	Appendicitis ... ..	4	.	4	.	1	.	2	.	1	.	.	1	3	.
122	Cirrhosis of the Liver ... ..	2	.	2	.	.	.	.	1	1	.	.	1	1	.
128-9	Acute and Chronic Nephritis ... ..	14	17	31	.	.	1	2	13	15	1	1	4	25	1
146	Puerperal Sepsis ... ..	.	1	1	.	.	.	1	.	.	.	.	.	1	.
143-5 147-50	Other Accidents and Diseases of Pregnancy and Parturition ... ..	.	3	3	.	.	.	3	.	.	.	.	3	.	.
159-161	Congenital Debility and Malformation: Premature Birth ... ..	17	12	29	28	.	.	1	.	.	1	.	5	23	19
165-174	Suicide ... ..	2	.	2	.	.	.	1	1	.	.	1	.	1	.
175-203	Other Deaths from Violence ... ..	15	4	19	.	1	3	3	4	8	.	.	8	11	3
--	Other Defined Diseases	184	220	404	8	3	4	23	28	338	2	3	33	366	271
204-205	Causes Ill-defined or Unknown ... ..	22	18	40	1	3	1	2	9	24	.	.	.	40	33
	ALL CAUSES ... ..	515	498	1,013	61	22	18	134	192	586	12	19	158	824	402



ABSTRACT V.—*continued*.—ADMINISTRATIVE COUNTY OF CAVAN.—CAUSES OF DEATH, by Sexes, Ages, and Places of Occurrence, in the Year 1929.

Inter- national List Nos.	CAUSES OF DEATH.	Males.	Females	Total.	AGES AT DEATH.					PLACES OF OCCURRENCE.				Un- certified Deaths.	
					Under 1 year.	1-5	5-15	15-45	45-65	65 years and up.	General and Special Hospitals.	Mental Hospitals.	County Homes and Hospitals, District Hospitals, and Co. Infirmary.		Else- where.
1	Enteric Fever ... ..	1	.	1	.	.	.	.	1	.	.	.	1	.	.
2	Typhus ... ..	.	.	.	.	.	.	.	.	.	.	.	.	.	.
6	Small-pox ... ..	.	.	.	.	.	.	.	.	.	.	.	.	.	.
7	Measles ... ..	2	6	8	2	4	.	1	.	1	.	.	.	8	1
8	Scarlet Fever ... ..	.	.	.	.	.	.	.	.	.	.	.	.	.	.
9	Whooping-cough ... ..	6	1	7	1	5	1	.	.	.	.	.	1	6	1
10	Diphtheria ... ..	2	4	6	.	2	3	1	.	.	.	.	.	6	.
16	Dysentery ... ..	.	.	.	.	.	.	.	.	.	.	.	.	.	.
11	Influenza ... ..	38	47	85	4	5	.	8	25	43	.	.	7	78	30
23	Encephalitis Lethargica	.	.	.	.	.	.	.	.	.	.	.	.	.	.
24	Meningococcal Meningitis	1	.	1	.	1	.	.	.	.	.	.	.	1	.
31	Tuberculosis of Respira- tory System ... ..	22	30	52	2	1	1	37	9	2	6	3	15	28	3
32-37	Other Tuberculosis ... ..	14	8	22	.	3	2	13	2	2	6	2	3	11	1
43-49	Cancer, Malignant Disease	44	36	80	.	.	.	9	34	37	9	.	17	54	6
51	Rheumatic Fever ... ..	.	3	3	.	.	1	1	1	.	.	.	1	2	.
57	Diabetes ... ..	3	2	5	.	.	.	1	.	4	1	.	.	4	1
74	Cerebral Hemorrhage ...	20	19	39	.	1	.	3	14	21	.	2	3	34	14
87-90	Heart Disease ... ..	84	85	169	.	.	.	11	59	99	2	7	22	138	28
91b	Arterio-sclerosis ... ..	4	2	6	.	.	.	.	3	3	2	.	.	4	.
99	Bronchitis ... ..	42	48	90	10	3	.	2	10	65	.	.	1	89	38
100-1	Pneumonia (all forms)	51	26	77	9	12	2	8	23	23	1	1	4	71	9
97-8 102-7	Other Diseases of Res- piratory System ... ..	5	9	14	.	.	2	.	5	7	.	.	.	14	5
111	Ulcer of Stomach or Duodenum ... ..	6	1	7	.	.	.	2	2	3	1	.	2	4	1
113	Diarrhoea and Enteritis under 2 years ... ..	3	.	3	3	.	.	.	.	.	.	.	1	2	.
117	Appendicitis ... ..	5	1	6	.	.	1	3	1	1	.	.	3	3	.
122	Cirrhosis of the Liver ...	4	.	4	.	.	.	.	3	1	.	.	1	3	.
123-9	Acute and Chronic Nephritis ... ..	24	13	37	.	.	1	3	14	19	1	.	4	32	2
146	Puerperal Sepsis ... ..	.	2	2	.	.	.	2	.	.	.	.	1	1	.
143-5 147-50	Other Accidents and Diseases of Pregnancy and Parturition ... ..	.	1	1	.	.	.	1	.	.	.	.	1	.	.
159-161	Congenital Debility and Malformation: Pre- mature Birth ... ..	23	21	44	41	1	.	2	.	.	5	.	6	33	18
165-174	Suicide ... ..	1	1	2	.	.	.	1	1	.	.	1	.	1	.
175-203	Other Deaths from Vio- lence ... ..	14	6	20	1	3	2	6	5	3	.	.	9	11	.
—	Other Defined Diseases	187	219	406	9	7	3	14	39	334	4	9	21	372	273
204- 205	Causes Ill-defined or Unknown ... ..	24	13	37	.	6	2	1	15	13	.	.	.	37	33
	ALL CAUSES ... ..	630	604	1,234	82	54	21	130	266	681	38	25	124	1,047	464

ABSTRACT V.—*continued.*—ADMINISTRATIVE COUNTY OF DONEGAL.—CAUSES OF DEATH, by Sexes, Ages, and Places of Occurrence, in the Year 1929.

Inter- national List Nos.	CAUSES OF DEATH.	Males.	Females	Total.	AGES AT DEATH.						PLACES OF OCCURRENCE.				Un- certified Deaths.
					Under 1 year.	1-5	5-15	15-45	45-65	65 years and up.	General and Special Hospitals.	Mental Hospitals.	County Homes and Hospitals, District Hospitals, and Co. Infirmary.	Else- where.	
1	Enteric Fever ... ..	1	3	4	.	.	.	4	.	.	.	.	4	.	.
2	Typhus ... ..	.	1	1	.	.	.	.	1	.	.	.	.	1	.
6	Small-pox ... ..	.	.	.	.	.	.	.	.	.	.	.	.	.	.
7	Measles ... ..	8	3	11	1	7	2	1	.	.	.	.	.	11	1
8	Scarlet Fever ... ..	1	1	2	.	.	2	.	.	.	.	.	2	.	.
9	Whooping-cough ... ..	9	4	13	4	8	1	.	.	.	.	.	.	13	4
10	Diphtheria ... ..	2	3	5	.	.	3	1	1	.	.	.	4	1	1
16	Dysentery ... ..	.	.	.	.	.	.	.	.	.	.	.	.	.	.
11	Influenza ... ..	79	95	174	1	7	5	17	34	110	.	8	7	159	80
23	Encephalitis Lethargica	.	1	1	.	.	.	1	.	.	.	.	.	1	.
24	Meningococcal Meningitis	2	1	3	.	.	1	1	1	.	.	.	1	2	.
31	Tuberculosis of Respira- tory System ... ..	73	66	139	.	.	3	105	26	5	6	5	21	107	23
32-37	Other Tuberculosis ...	18	21	39	3	3	6	21	5	1	.	1	8	30	1
43-49	Cancer, Malignant Disease	73	65	138	.	.	.	8	62	68	8	1	13	116	21
51	Rheumatic Fever ... ..	3	2	5	.	.	2	3	.	.	.	.	.	5	1
57	Diabetes ... ..	7	4	11	.	1	.	3	2	5	1	.	1	9	.
74	Cerebral Hæmorrhage ...	33	55	88	.	.	.	4	19	65	.	3	2	83	41
87-90	Heart Disease ... ..	116	137	253	.	.	5	26	71	151	.	6	13	234	71
91b	Arterio-sclerosis ... ..	12	5	17	.	.	.	1	3	13	.	1	8	8	.
99	Bronchitis ... ..	40	53	93	12	6	2	4	11	58	.	.	7	86	35
100-1	Pneumonia (all forms)	67	58	125	9	14	7	9	17	69	.	.	13	112	18
97-8 102-7	Other Diseases of Res- piratory System ... ..	23	15	38	1	4	.	11	7	15	1	.	3	34	8
111	Ulcer of Stomach or Duodenum ... ..	15	10	25	.	.	.	5	14	6	.	.	5	20	2
113	Diarrhœa and Enteritis under 2 years ... ..	.	9	9	6	3	.	.	.	.	.	.	1	8	1
117	Appendicitis ... ..	3	6	9	.	2	3	2	2	.	2	.	4	3	.
122	Cirrhosis of the Liver ...	2	.	2	.	.	.	1	.	1	.	.	1	1	.
128-9	Acute and Chronic Nephritis ... ..	39	34	73	.	2	4	8	25	34	.	2	7	64	11
146	Puerperal Sepsis ... ..	.	1	1	.	.	.	1	.	.	.	.	.	1	.
143-5 147-50	Other Accidents and Diseases of Pregnancy and Parturition ... ..	.	7	7	.	.	.	7	.	.	.	.	1	6	.
159-161	Congenital Debility and Malformation: Pre- mature Birth ... ..	58	32	90	89	.	1	.	.	.	.	.	6	84	66
165-174	Suicide ... ..	5	1	6	.	.	.	2	3	1	.	1	.	5	.
175-203	Other Deaths from Vio- lence ... ..	20	9	29	1	3	3	4	7	11	4	.	3	22	2
—	Other Defined Diseases	346	430	776	20	9	9	38	70	630	2	11	49	714	508
204- 205	Causes Ill-defined or Unknown ... ..	19	33	52	2	1	3	5	22	19	.	.	1	51	42
	ALL CAUSES ... ..	1,074	1,165	2,239	149	70	62	293	403	1,262	24	39	185	1,991	937

ABSTRACT V.—*continued*.—ADMINISTRATIVE COUNTY OF MONAGHAN.—CAUSES OF DEATH, by Sexes, Ages, and Places of Occurrence, in the year 1929.

International List Nos.	CAUSES OF DEATH.	Males.	Females	Total.	AGES AT DEATH.						PLACES OF OCCURRENCE.				Un-certified Deaths.
					Under 1 year.	1-5	5-15	15-45	45-65	65 years and up.	General and Special Hospitals.	Mental Hospitals.	County Homes and Hospitals, District Hospitals, and Co. Infirmary	Elsewhere.	
1	Enteric Fever ... ..	5	2	7	1	.	.	3	2	1	.	.	5	2	.
2	Typhus ... ..	.	.	.	.	.	.	.	.	.	.	.	.	.	.
6	Small-pox ... ..	.	.	.	.	.	.	.	.	.	.	.	.	.	.
7	Measles ... ..	1	5	6	.	5	1	.	.	.	.	.	1	5	2
8	Scarlet Fever ... ..	.	.	.	.	.	.	.	.	.	.	.	.	.	.
9	Whooping-cough ... ..	2	1	3	1	2	.	.	.	.	.	.	.	3	.
10	Diphtheria ... ..	1	2	3	.	2	.	1	.	.	.	.	1	2	.
16	Dysentery ... ..	.	.	.	.	.	.	.	.	.	.	.	.	.	.
11	Influenza ... ..	26	52	78	1	2	.	8	22	45	.	.	6	72	22
23	Encephalitis Lethargica	.	.	.	.	.	.	.	.	.	.	.	.	.	.
24	Meningococcal Meningitis	.	.	.	.	.	.	.	.	.	.	.	.	.	.
31	Tuberculosis of Respiratory System ... ..	21	31	52	1	.	1	32	14	4	14	3	7	28	2
32-37	Other Tuberculosis ... ..	7	8	15	.	1	1	9	2	2	1	2	6	6	1
43-49	Cancer, Malignant Disease	26	36	62	.	.	.	3	22	37	2	1	7	52	3
51	Rheumatic Fever ... ..	2	.	2	.	.	1	1	.	.	.	.	1	1	.
57	Diabetes ... ..	1	.	1	.	.	.	.	1	.	.	.	.	1	.
74	Cerebral Hæmorrhage ... ..	34	33	67	.	.	.	1	20	46	.	1	2	64	19
87-90	Heart Disease ... ..	66	70	136	.	.	.	8	38	90	.	1	15	120	19
91b	Arterio-sclerosis ... ..	2	1	3	.	.	.	.	.	3	.	.	.	3	.
99	Bronchitis ... ..	41	51	92	3	2	.	1	23	63	.	1	8	83	35
100-1	Pneumonia (all forms)	39	21	60	5	9	.	4	20	22	.	3	10	47	2
97-8 102-7	Other Diseases of Respiratory System ... ..	7	14	21	2	1	.	3	3	12	.	1	2	18	2
111	Ulcer of Stomach or Duodenum ... ..	3	5	8	.	.	.	2	5	1	.	.	1	7	1
113	Diarrhœa and Enteritis under 2 years ... ..	5	2	7	5	2	.	.	.	.	.	.	.	7	.
117	Appendicitis ... ..	3	.	3	.	.	1	1	1	.	.	.	3	.	.
122	Cirrhosis of the Liver ... ..	.	1	1	.	.	.	.	.	1	.	.	.	1	.
128-9	Acute and Chronic Nephritis ... ..	14	9	23	.	.	1	2	9	11	.	.	3	20	2
146	Puerperal Sepsis ... ..	.	4	4	.	.	.	4	.	.	.	.	2	2	.
143-5 147-50	Other Accidents and Diseases of Pregnancy and Parturition ... ..	.	4	4	.	.	.	4	.	.	.	.	1	3	.
159-161	Congenital Debility and Malformation: Premature Birth ... ..	16	13	29	28	1	.	.	.	.	.	.	2	27	17
165-174	Suicide ... ..	.	1	1	.	.	.	.	1	.	.	.	.	1	.
175-203	Other Deaths from Violence ... ..	8	2	10	.	2	.	3	2	3	1	.	3	6	.
—	Other Defined Diseases	142	139	281	7	11	2	17	43	201	3	15	40	223	114
204-205	Causes Ill-defined or Unknown ... ..	6	7	13	.	1	.	3	4	5	.	.	1	12	9
	ALL CAUSES ... ..	478	514	992	54	41	8	110	232	547	21	28	127	816	250

ABSTRACT VI.—CAUSES OF DEATH, &c., during the year 1929, by ADMINISTRATIVE COUNTIES  
DISTINGUISHING URBAN AND RURAL DISTRICTS, arranged by Provinces.

Inter- national List Nos.	CAUSES OF DEATH, ETC.	SAORSTÁT ÉIREANN.		PROVINCE OF LEINSTER.	
		Total U.D. s.*	Total R.D.'s.	Total U.D.'s.†	Total R.D.'s.
	ALL CAUSES ... ..	13,446	29,545	8,690	8,945
1	Enteric Fever ... ..	12	76	8	11
2	Typhus ... ..	2	5	1	
6	Small-pox ... ..				
7	Measles ... ..	61	78	12	22
8	Scarlet Fever ... ..	23	39	10	15
9	Whooping-cough ... ..	182	211	108	62
10	Diphtheria ... ..	143	161	85	52
16	Dysentery ... ..	2	7	1	3
11	Influenza ... ..	385	1,274	282	412
23	Encephalitis Lethargica ... ..	12	22	8	5
24	Meningococcal Meningitis ... ..	9	12	6	4
31	Tuberculosis of Respiratory System ... ..	1,220	1,779	741	579
32-37	Other Tuberculosis ... ..	339	537	221	187
43-49	Cancer, Malignant Disease ... ..	990	2,126	638	671
51	Rheumatic Fever ... ..	36	72	23	17
57	Diabetes ... ..	54	175	29	53
74	Cerebral Hæmorrhage ... ..	532	931	342	302
87-90	Heart Disease ... ..	1,838	3,778	1,173	1,284
91b	Arterio-sclerosis ... ..	114	138	82	55
99	Bronchitis ... ..	1,107	1,589	810	519
100-1	Pneumonia (all forms) ... ..	1,038	1,570	766	488
97-8 102-7	Other Diseases of Respiratory System ... ..	285	505	202	155
111	Ulcer of Stomach or Duodenum ... ..	65	219	34	66
113	Diarrhœa and Enteritis under 2 years ... ..	348	211	217	60
117	Appendicitis ... ..	48	106	26	28
122	Cirrhosis of the Liver ... ..	37	54	22	23
128-9	Acute and Chronic Nephritis ... ..	463	808	326	285
146	Puerperal Sepsis ... ..	28	52	19	16
143-5 147-50	Other Accidents and Diseases of Pregnancy and Parturition ... ..	46	113	27	40
159-161	Congenital Debility and Malformation: Premature Birth ... ..	731	978	520	342
165-174	Suicide ... ..	24	87	17	29
175-203	Other Deaths from Violence ... ..	305	555	204	176
—	Other Defined Diseases ... ..	2,835	10,482	1,658	2,763
204-205	Causes ill-defined or Unknown ... ..	132	795	72	221
	Deaths under one year of age ... ..	1,903	2,199	1,272	731
	„ 65 years and upwards ... ..	4,344	15,498	2,767	4,340
	Uncertified Deaths ... ..	471	9,384	152	1,970
	Number of Births ... ..	20,405	37,875	13,362	11,268
	Population (Census 1926) ... ..	861,611	2,110,381	546,652	602,440

\* Including County Boroughs.

† Including Dublin County Borough (see page 55).

ABSTRACT VI.—*continued*.—CAUSES OF DEATH, &c., during the year 1929, by ADMINISTRATIVE COUNTIES. DISTINGUISHING URBAN DISTRICTS AND SUPERINTENDENT REGISTRARS' DISTRICTS, wholly or partly Rural, arranged by Provinces.

Inter-national List Nos.	CAUSES OF DEATH, ETC.	CARLOW COUNTY		DUBLIN COUNTY										TOTAL U.D.'s.	TOTAL R.D.'s.
		Carlow U.D. (1)	Carlow S.R.D. Rural (1)	Urban Districts							Rural S.R. Districts				
				Black-rock (4)	Dalkey (4)	Dun-Laoghaire (4)	Howth (3)	Killiney and Ballybrack (4)	Pembroke (3)	Rathbines and Rathgar (3)	Rath-thery (2)	Dublin (3)	Rath-down (4)		
	ALL CAUSES .. .. .	89	425	134	74	355	65	30	435	589	257	511	186	1,682	954
1	Enteric Fever .. .. .	2	.	1	.	1	.	.	.	1	.	1	.	3	1
2	Typhus .. .. .	.	.	.	.	.	.	.	.	.	.	.	.	.	.
6	Small-pox .. .. .	.	.	.	.	.	.	.	.	.	.	.	.	.	.
7	Measles .. .. .	1	1	.	.	.	.	.	.	.	.	1	.	.	1
8	Scarlet Fever .. .. .	.	3	.	.	.	.	.	.	1	.	2	.	1	2
9	Whooping-cough .. .. .	.	7	1	1	3	.	.	3	3	1	6	2	11	9
10	Diphtheria .. .. .	.	.	1	.	2	1	.	3	2	1	9	3	9	13
16	Dysentery .. .. .	.	.	.	.	.	.	.	.	.	.	.	.	.	.
11	Influenza .. .. .	2	28	2	2	16	1	1	21	21	7	15	6	64	28
23	Encephalitis Lethargica .. .. .	.	.	.	.	.	.	1	.	.	.	.	.	1	.
24	Meningococcal Meningitis .. .. .	.	.	.	.	.	.	.	1	1	.	.	.	2	.
31	Tuberculosis of Respiratory System .. .. .	6	19	9	6	23	2	1	30	40	20	52	13	111	85
32-37	Other Tuberculosis .. .. .	7	7	3	4	8	2	.	12	14	6	18	2	43	26
43-49	Cancer, Malignant Disease .. .. .	6	28	10	9	27	4	4	30	62	22	34	19	146	75
51	Rheumatic Fever .. .. .	.	.	.	.	4	.	.	.	2	.	3	.	6	3
57	Diabetes .. .. .	.	.	2	.	2	1	.	1	3	4	3	1	9	8
74	Cerebral Haemorrhage .. .. .	2	17	7	6	22	2	.	30	28	11	26	11	95	48
87-90	Heart Disease .. .. .	24	65	20	10	72	18	4	75	85	40	67	33	284	140
91b	Arterio-sclerosis .. .. .	1	1	4	3	8	.	1	7	20	.	7	3	43	10
99	Bronchitis .. .. .	4	19	6	5	20	3	.	23	51	27	36	6	108	69
100-1	Pneumonia (all forms) .. .. .	2	19	10	.	38	4	5	40	39	18	37	14	136	69
97-8 102-7	Other Diseases of Respiratory System .. .. .	1	6	5	.	10	1	1	10	6	4	16	3	33	23
111	Ulcer of Stomach or Duodenum .. .. .	.	3	1	.	.	.	.	.	.	.	6	2	1	8
113	Diarrhoea and Enteritis under two years .. .. .	3	.	2	.	2	.	.	7	4	2	7	4	15	13
117	Appendicitis .. .. .	.	2	.	.	3	.	1	.	2	.	.	1	6	1
122	Cirrhosis of the Liver .. .. .	1	.	.	.	3	1	.	.	1	.	.	1	5	1
128-9	Acute and Chronic Nephritis .. .. .	2	12	5	5	11	4	3	18	27	7	16	7	73	30
146	Puerperal Sepsis .. .. .	.	1	.	.	.	.	.	3	2	.	1	.	5	1
143-5 147-50	Other Accidents and Diseases of Pregnancy and Parturition .. .. .	.	1	.	.	.	.	.	.	3	.	1	1	3	2
159-161	Congenital Debility and Malformation: Premature Birth .. .. .	8	26	4	1	9	4	1	20	25	11	20	8	64	39
165-174	Suicide .. .. .	.	3	1	.	1	1	.	3	3	1	1	.	9	2
175-203	Other Deaths from Violence .. .. .	1	4	2	1	3	.	1	7	18	10	12	9	32	31
—	Other Defined Diseases .. .. .	15	146	38	19	63	16	6	89	124	62	107	34	355	203
204-205	Causes Ill-defined or Unknown .. .. .	1	7	.	2	4	.	.	2	1	3	7	3	9	13
	Deaths under one year of age .. .. .	13	42	9	5	24	6	1	52	44	25	60	23	141	108
	.. 65 years and upwards .. .. .	23	206	66	41	158	32	13	171	279	112	163	72	760	347
	Uncertified Deaths .. .. .	3	88	.	.	7	5	.	.	1	13	13	3	13	29
	Number of Births .. .. .	131	561	169	84	367	71	32	658	756	379	818	263	2,137	1,460
	Population (Census 1926) .. .. .	7,163	27,313	9,934	4,129	18,987	4,029	2,061	33,383	39,934	19,336	42,095	15,028	112,507	76,454

ABSTRACT VI.—*continued*.—CAUSES OF DEATH, &c., during the Year 1929, by ADMINISTRATIVE COUNTIES, DISTINGUISHING URBAN DISTRICTS AND SUPERINTENDENT REGISTRARS' DISTRICTS, wholly or partly Rural, arranged by Provinces.

Inter-national List Nos.	CAUSES OF DEATH, ETC.	KILDARE COUNTY							KILKENNY COUNTY						
		Urban Districts		Rural S.R.D.'s			TOTAL U.D.'s.	TOTAL R.D.'s.	Urban District	Rural S.R.D.'s				TOTAL R.D.'s.	
		Athy	Naas	Athy	Cel-bridge	Naas				Kil-kenny	Callan	Castle-comer	Kil-kenny		Thomas-town
(6)	(8)	(6)	(7)	(8)	(11)	(9)	(10)	(11)	(12)	(13)					
	ALL CAUSES .. ..	52	51	199	133	409	103	741	152	103	111	196	432	61	903
1	Enteric Fever .. ..	.	.	.	.	.	.	.	.	.	.	.	.	.	.
2	Typhus .. ..	.	.	.	.	.	.	.	.	.	.	.	.	.	.
6	Small-pox .. ..	.	.	.	.	.	.	.	.	.	.	.	.	.	.
7	Measles .. ..	.	.	.	.	.	.	.	1	.	.	.	5	.	6
8	Scarlet Fever .. ..	.	.	.	.	1	.	1	.	.	.	.	2	.	2
9	Whooping-cough .. ..	.	.	.	.	1	.	1	.	1	.	.	1	.	2
10	Diphtheria .. ..	.	1	1	.	3	1	4	2	.	.	3	1	.	4
16	Dysentery .. ..	.	.	.	.	.	.	.	1	.	1	.	1	.	2
11	Influenza .. ..	3	.	4	8	12	3	24	1	1	2	5	9	7	24
23	Encephalitis Lethargica .. ..	.	.	.	.	1	.	1	.	.	.	.	.	.	.
24	Meningococcal Meningitis .. ..	.	.	.	.	1	.	1	.	.	.	.	.	.	.
31	Tuberculosis of Respiratory System .. ..	6	3	16	15	30	9	61	13	3	6	8	23	1	41
32-37	Other Tuberculosis .. ..	1	.	2	8	8	1	18	2	3	1	2	3	.	9
43-49	Cancer, Malignant Disease .. ..	1	7	6	8	32	8	46	7	10	5	14	27	1	57
51	Rheumatic Fever .. ..	.	.	.	.	1	.	1	1	.	1	2	.	.	3
57	Diabetes .. ..	.	.	.	.	1	.	1	1	1	.	2	5	.	8
74	Cerebral Haemorrhage .. ..	2	.	7	2	15	2	24	11	8	7	5	13	2	35
87-90	Heart Disease .. ..	4	8	34	25	85	12	144	20	12	20	28	66	4	130
91b	Arterio-sclerosis .. ..	.	.	1	1	2	.	4	.	1	.	1	.	.	2
99	Bronchitis .. ..	10	5	16	8	36	15	60	14	6	11	11	18	8	54
100-1	Pneumonia (all forms) .. ..	2	4	24	6	22	6	52	5	5	4	8	23	6	46
97-8 102-7	Other Diseases of Respiratory System .. ..	.	.	2	2	7	.	11	3	2	.	3	7	.	12
111	Ulcer of Stomach or Duodenum .. ..	1	.	.	.	5	1	5	.	1	.	4	2	.	7
113	Diarrhoea and Enteritis under 2 years .. ..	1	.	3	.	.	1	3	8	.	1	3	6	1	11
117	Appendicitis .. ..	1	1	.	.	1	2	1	.	1	.	.	2	.	3
122	Cirrhosis of the Liver .. ..	.	.	.	.	.	.	.	.	.	.	1	1	.	2
128-9	Acute and Chronic Nephritis .. ..	3	.	6	6	7	3	19	3	3	2	5	5	.	15
146	Puerperal Sepsis .. ..	.	.	1	.	.	.	1	.	.	.	.	1	.	1
143-5 147-50	Other Accidents and Diseases of Pregnancy and Parturition .. ..	.	.	1	.	2	.	3	2	.	.	.	7	.	7
159-161	Congenital Debility and Malformation: Premature Birth .. ..	3	7	12	6	32	10	50	16	3	5	4	14	3	29
165-174	Suicide .. ..	.	.	1	.	1	.	2	.	.	.	.	3	1	4
175-203	Other Deaths from Violence .. ..	2	1	12	.	3	3	15	5	3	.	.	8	1	12
—	Other Defined Diseases .. ..	12	13	47	36	92	25	175	34	38	43	82	161	25	349
204-205	Causes Ill-defined or Unknown .. ..	.	1	3	2	8	1	13	3	1	1	5	18	1	26
	Deaths under one year of age .. ..	12	10	24	10	45	22	79	26	4	8	14	41	6	73
	.. 65 years and upwards .. ..	16	17	85	54	178	33	317	50	58	57	101	210	35	461
	Uncertified Deaths .. ..	.	5	20	1	33	5	54	10	19	29	54	145	9	256
	Number of Births .. ..	84	73	290	145	637	157	1,072	245	140	185	253	522	60	1,160
	Population (Census 1926) .. ..	3,460	3,442	13,230	8,116	29,780	6,902	51,126	10,046	7,370	8,745	13,523	27,909	3,397	60,944

ABSTRACT VI.—*continued*.—CAUSES OF DEATH &c., during the Year 1929, by ADMINISTRATIVE COUNTIES, DISTINGUISHING URBAN DISTRICTS AND SUPERINTENDENT REGISTRARS' DISTRICTS, wholly or partly Rural, arranged by Provinces.

International List Nos.	CAUSES OF DEATH, ETC.	LAOIGH COUNTY			LONGFORD COUNTY						
		Rural S.R.D.'s		TOTAL R.D.'s	Urban Districts		Rural R.S.D.'s			TOTAL U.D.'s	TOTAL R.D.'s
		Abberleix (14)	Mountmellick (15)		Granard U.D. (17)	Longford U.D. (18)	Ballymahon (16)	Granard (17)	Longford (18)		
	ALL CAUSES	340	436	776	23	42	135	170	220	71	525
1	Enteric Fever		2	2			1		1		2
2	Typhus										
6	Small-pox										
7	Measles		2	2							
8	Scarlet Fever	2		2	1					1	
9	Whooping-cough	2		2			2	3	5		10
10	Diphtheria	1	6	7							
16	Dysentery										
11	Influenza	25	38	63	2	4	6	20	27	6	53
23	Encephalitis Lethargica										
24	Meningococcal Meningitis										
31	Tuberculosis of Respiratory System	19	20	39		3	5	8	7	3	20
32-37	Other Tuberculosis	5	5	10		2		2	2	2	4
43-49	Cancer, Malignant Disease	27	32	59		3	4	13	14	3	31
51	Rheumatic Fever	1	1	2							
57	Diabetes	2	3	5			1		1		2
74	Cerebral Haemorrhage	13	18	31			2	4	7		13
87-90	Heart Disease	49	56	105	7	7	14	23	16	14	53
91b	Arterio-sclerosis	1		1		2				2	
99	Bronchitis	19	18	37		5	8	6	15	5	29
100-1	Pneumonia (all forms)	22	22	44	3	3	5	8	9	6	22
97-8 102-7	Other Diseases of Respiratory System	5	7	12		1	2		5	1	7
111	Ulcer of Stomach or Duodenum	2	7	9		1	1	4	2	1	7
113	Diarrhoea and Enteritis under 2 years		1	1		1	1	1	3	1	5
117	Appendicitis	1	1	2				2			2
122	Cirrhosis of the Liver	1	2	3							
128-9	Acute and Chronic Nephritis	7	20	27	2	1	1	3	6	3	10
146	Puerperal Sepsis		1	1		1				1	
143-5 147-50	Other Accidents and Diseases of Pregnancy and Parturition	1	6	7		1		1	2	1	3
159-161	Congenital Debility and Malformation: Premature Birth	14	12	26		1	10	9	5	1	24
165-174	Suicide		2	2					2		2
175-203	Other Deaths from Violence	7	3	10	1	1		6	2	2	8
—	Other Defined Diseases	101	144	245	7	8	61	49	79	15	189
204-205	Causes Ill-defined or Unknown	13	7	20		3	11	8	10	3	29
	Deaths under one year of age	20	31	51		3	16	14	14	3	41
	.. 65 years and upwards	181	222	403	13	16	66	85	115	29	266
	Uncertified Deaths	101	101	202	5	12	66	90	138	17	204
	Number of Births	421	607	1,028	23	69	160	229	269	92	658
	Population (Census 1926)	22,199	29,341	51,540	1,269	3,685	7,796	12,066	15,031	4,954	34,893

ABSTRACT VI.—*continued*.—CAUSES OF DEATH &c., during the year 1929, by ADMINISTRATIVE COUNTIES, DISTINGUISHING URBAN DISTRICTS AND SUPERINTENDENT REGISTRARS' DISTRICTS, wholly or partly Rural, arranged by Provinces.

Inter-national List Nos.	CAUSES OF DEATH, ETC.	LOUTH COUNTY										MEATH COUNTY						TOTAL U.D.'s	TOTAL R.D.'s
		Urban Districts		Rural S.R.D.'s			TOTAL U.D.'s	TOTAL R.D.'s	Urban Districts			Rural S.R.D.'s							
		Drog- heda	Dun- dalk	Ardee	Drog- heda	Dun- dalk			An Gaimh	Cean- nanus Mor	Trinu	Dun- shaugh lin	Kells	Navan	Old- castle	Trim			
		(20)	(21)	(19)	(20)	(21)	(24)	(23)	(26)	(22)	(23)	(24)	(25)	(26)					
	ALL CAUSES .. ..	213	177	160	83	295	390	538	41	34	15	107	174	291	78	223	90	873	
1	Enteric Fever .. ..	.	.	.	.	1	.	1	.	.	.	.	.	.	1	.	.	1	
2	Typhus .. ..	.	.	.	.	.	.	.	.	.	.	.	.	.	.	.	.	.	
6	Small-pox .. ..	.	.	.	.	.	.	.	.	.	.	.	.	.	.	.	.	.	
7	Measles .. ..	1	1	.	.	.	2	.	.	.	.	.	.	.	.	.	.	.	
8	Scarlet Fever .. ..	.	.	.	.	.	.	.	.	.	.	.	.	.	.	.	.	.	
9	Whooping-cough .. ..	3	.	.	.	1	3	1	.	.	1	1	.	.	1	2	1	4	
10	Diphtheria .. ..	1	5	.	.	2	6	2	.	.	.	4	1	2	.	2	.	9	
16	Dysentery .. ..	.	.	.	.	.	.	.	.	.	.	.	.	.	.	1	.	1	
11	Influenza .. ..	4	5	10	4	9	9	20	4	.	.	1	6	7	8	12	4	34	
23	Encephalitis Lethargica .. ..	.	.	.	.	.	.	.	.	.	.	.	1	.	.	.	.	1	
24	Meningococcal Meningitis .. ..	.	.	.	.	1	.	1	.	.	.	.	.	.	.	.	.	.	
31	Tuberculosis of Respiratory System .. ..	19	10	16	8	23	35	47	8	2	2	8	5	15	3	17	12	48	
32-37	Other Tuberculosis .. ..	6	5	6	1	7	11	14	.	.	.	1	4	5	.	5	.	15	
43-49	Cancer, Malignant Disease .. ..	15	21	13	8	23	36	49	4	3	3	10	16	27	11	26	10	90	
51	Rheumatic Fever .. ..	.	.	.	.	1	.	1	.	.	.	.	1	1	.	.	.	2	
57	Diabetes .. ..	1	2	.	.	2	3	2	.	.	.	1	1	2	.	1	.	5	
74	Cerebral Haemorrhage .. ..	11	11	5	3	9	22	17	1	1	.	6	7	7	4	3	2	27	
87-90	Heart Disease .. ..	40	22	26	11	40	62	77	4	7	3	27	34	59	7	26	14	153	
91b	Arterio-sclerosis .. ..	1	2	4	3	1	3	8	.	.	.	1	6	6	.	3	.	16	
99	Bronchitis .. ..	10	10	9	4	10	20	23	2	2	.	6	9	9	1	14	4	39	
100-1	Pneumonia (all forms) .. ..	23	12	6	4	14	35	24	2	1	1	8	6	13	2	13	4	42	
97-8 102-7	Other Diseases of Respiratory System .. ..	4	3	2	.	5	7	7	1	3	.	6	.	7	2	3	4	18	
111	Ulcer of Stomach or Duodenum .. ..	1	1	5	1	.	2	6	.	.	.	.	1	2	.	2	.	5	
113	Diarrhoea and Enteritis under 2 years .. ..	3	7	1	.	4	10	5	.	.	.	.	.	1	2	1	.	4	
117	Appendicitis .. ..	.	1	.	.	2	1	2	.	.	.	.	3	.	1	.	.	4	
122	Cirrhosis of the Liver .. ..	.	.	1	.	.	.	1	1	.	.	.	.	3	.	.	1	3	
128-9	Acute and Chronic Nephritis .. ..	2	3	4	1	8	5	13	7	2	2	.	3	15	7	6	11	31	
146	Puerperal Sepsis .. ..	.	.	.	.	2	.	2	.	.	.	.	.	2	.	3	.	5	
143-5 147-50	Other Accidents and Diseases of Pregnancy and Parturition .. ..	1	.	2	.	.	1	2	.	.	.	.	1	.	.	3	.	4	
150-161	Congenital Debility and Malformation: Premature Birth .. ..	10	6	3	.	9	16	12	.	3	.	2	6	18	1	8	3	35	
165-174	Suicide .. ..	.	.	.	.	.	.	.	.	.	.	.	1	2	1	.	.	4	
175-203	Other Deaths from Violence .. ..	3	4	3	.	7	7	10	.	.	.	2	3	5	1	2	.	13	
—	Other Defined Diseases .. ..	51	39	37	33	102	90	172	7	9	3	22	57	77	25	66	19	247	
204-205	Causes Ill-defined or Unknown .. ..	3	1	1	2	7	4	10	.	1	.	1	2	6	.	4	1	13	
	Deaths under one year of age .. ..	27	21	9	1	24	48	34	4	4	.	6	11	26	7	15	8	65	
	.. 65 years and upwards .. ..	75	60	82	56	144	135	282	11	20	4	57	102	130	43	121	35	453	
	Uncertified Deaths .. ..	4	4	15	13	64	8	92	1	4	.	8	41	32	16	49	5	140	
	Number of Births .. ..	322	257	208	85	324	579	617	84	62	36	136	211	333	94	207	182	931	
	Population (Census 1926) .. ..	12,716	13,996	11,030	5,562	19,135	26,712	35,027	2,652	2,196	1,325	7,776	10,912	19,056	4,976	13,176	7,173	55,796	



ABSTRACT VI.—*continued.*—CAUSES OF DEATH &c., during the Year 1929, by ADMINISTRATIVE COUNTIES, DISTINGUISHING URBAN DISTRICTS AND SUPERINTENDENT REGISTRARS' DISTRICTS, wholly or partly Rural, arranged by Provinces.

Inter-national List Nos.	CAUSES OF DEATH, ETC.	OFFALY COUNTY						WESTMEATH COUNTY					
		Urban Districts		Rural S.R.D.'s			TOTAL U.D.'s	TOTAL R.D.'s	Urban Districts	Rural S.R.D.'s			TOTAL R.D.'s
		Birr (27)	Tulla-more (28)	Birr (27)	Fden-derry (28)	Tulla-more (29)				Athlone (30)	Athlone (30)	Delvin (31)	
	ALL CAUSES .. ..	61	71	289	83	247	132	619	96	186	169	437	792
1	Enteric Fever .. ..	.	.	.	.	1	.	1	.	.	2	.	2
2	Typhus .. ..	.	.	.	.	.	.	.	.	.	.	.	.
6	Small-pox .. ..	.	.	.	.	.	.	.	.	.	.	.	.
7	Measles .. ..	1	.	.	.	.	1	.	.	.	.	.	.
8	Scarlet Fever .. ..	.	.	.	.	.	.	.	.	.	.	1	1
9	Whooping-cough .. ..	.	.	1	.	.	.	1	.	3	1	2	6
10	Diphtheria .. ..	.	2	1	.	1	2	2	.	1	.	.	1
16	Dysentery .. ..	.	.	.	.	.	.	.	.	.	.	.	.
11	Influenza .. ..	7	3	19	4	15	10	38	6	5	9	35	40
23	Encephalitis Lethargica .. ..	.	.	.	.	.	.	.	1	1	.	.	1
24	Meningococcal Meningitis .. ..	.	.	.	.	.	.	.	.	.	.	1	1
31	Tuberculosis of Respiratory System .. ..	7	7	24	2	17	14	43	12	14	8	29	51
32-37	Other Tuberculosis .. ..	2	3	9	1	6	5	16	1	3	7	17	27
43-49	Cancer, Malignant Disease .. ..	1	9	20	8	16	10	44	6	14	13	42	69
51	Rheumatic Fever .. ..	.	.	.	.	1	.	1	.	1	.	.	1
57	Diabetes .. ..	.	.	4	.	2	.	6	.	.	.	2	2
74	Cerebral Hemorrhage .. ..	4	2	6	2	6	6	14	3	3	5	6	14
87-90	Heart Disease .. ..	7	3	34	14	30	10	78	7	33	20	49	102
91b	Arterio-sclerosis .. ..	.	.	.	1	1	.	2	.	1	2	3	6
99	Bronchitis .. ..	4	4	17	5	14	8	36	7	7	10	13	30
100-1	Pneumonia (all forms) .. ..	2	7	17	2	14	9	33	7	5	4	27	36
97-8 102-7	Other Diseases of Respiratory System .. ..	1	.	8	.	6	1	14	3	1	3	3	7
111	Ulcer of Stomach or Duodenum .. ..	1	.	.	1	.	1	1	.	.	.	4	4
113	Diarrhoea and Enteritis under 2 years .. ..	1	3	3	1	3	4	7	1	1	1	2	4
117	Appendicitis .. ..	.	.	.	.	.	.	.	1	1	1	2	4
122	Cirrhosis of the Liver .. ..	.	.	.	1	2	.	3	.	1	1	2	4
128-9	Acute and Chronic Nephritis .. ..	2	1	6	3	3	3	12	3	6	4	23	33
146	Puerperal Sepsis .. ..	.	.	1	.	.	.	1	.	.	.	1	1
143-5 147-50	Other Accidents and Diseases of Pregnancy and Parturition .. ..	.	.	.	1	1	.	2	1	1	.	.	1
159-161	Congenital Debility and Malformation: Premature Birth .. ..	5	3	8	2	3	8	13	2	2	4	17	23
165-174	Suicide .. ..	.	.	1	.	.	.	1	.	.	1	.	1
175-203	Other Deaths from Violence .. ..	.	1	6	2	6	1	14	.	.	5	14	19
	Other Defined Diseases .. ..	16	23	94	32	87	39	213	33	70	64	132	266
204-205	Causes Ill-defined or Unknown .. ..	.	.	10	1	12	.	23	2	12	4	10	26
	Deaths under one year of age .. ..	7	12	18	5	13	19	36	12	8	8	40	56
	.. 65 years and upwards .. ..	20	27	147	44	139	47	330	34	106	100	189	395
	Uncertified Deaths .. ..	7	6	84	16	69	13	109	4	58	61	97	216
	Number of Births .. ..	71	126	382	115	324	197	771	162	190	200	532	922
	Population (Census 1926) .. ..	3,402	4,930	20,999	6,728	16,533	8,332	44,260	7,540	11,464	10,342	27,472	40,278

ABSTRACT VI.—*continued*.—CAUSES OF DEATH &c., during the Year 1929, by ADMINISTRATIVE COUNTIES, DISTINGUISHING URBAN DISTRICTS AND SUPERINTENDENT REGISTRARS' DISTRICTS, wholly or partly Rural, arranged by Provinces.

International List Nos.	CAUSES OF DEATH, ETC.	WEXFORD COUNTY								WICKLOW COUNTY								
		Urban Districts			Rural S.R.D.'s				TOTAL U.D.'s	TOTAL R.D.'s	Urban Districts			Rural S.R.D.'s			TOTAL U.D.'s	TOTAL R.D.'s
		Ennis-corthy (33)	New-Ross (35)	Wex-ford (36)	Ennis-corthy (33)	Gorey (34)	New Ross (35)	Wex-ford (36)			Ark-low (38)	Bray (38)	Wick-low (39)	Baltin-glass (37)	Rath-drum (38)	Shill-stagh (39)		
	ALL CAUSES .. ..	73	80	186	327	213	289	330	339	1,159	73	144	43	163	362	115	260	640
1	Enteric Fever .. ..		2						2						1			1
2	Typhus .. ..																	
6	Small-pox .. ..																	
7	Measles .. ..	1	4		3	1	3	3	5	10					2			2
8	Scarlet Fever.. ..		1		1		2	1	1	4		1					1	
9	Whooping-cough .. ..				1	5	6	2		14	5	1		1	3	1	6	5
10	Diphtheria .. ..		3	2	2	3	2	2	5	9		1			1		1	1
16	Dysentery .. ..																	
11	Influenza .. ..	2	2		3	6	5	2	4	16	5	1	3		25	1	9	26
23	Encephalitis Lethargica .. ..						2			2								
24	Meningococcal Meningitis .. ..				1					1								
31	Tuberculosis of Respiratory System .. ..	6	6	11	29	13	14	26	23	82	10	11	2	11	23	9	23	43
32-37	Other Tuberculosis .. ..	1	3	16	10	4	8	8	20	30	2	4		4	5	2	6	11
43-49	Cancer, Malignant Disease .. ..	2	4	9	7	24	17	27	15	75	5	13	3	9	27	12	21	48
51	Rheumatic Fever .. ..					1				1	1	1		1	1		2	2
57	Diabetes .. ..				3	1	4	1		9		3					3	5
74	Cerebral Hemorrhage .. ..	2	3	14	8	8	7	9	10	32	8	10	4	1	19	10	22	30
87-90	Heart Disease .. ..	8	9	31	51	32	38	48	48	169	8	18	5	21	32	15	31	68
91b	Arterio-sclerosis .. ..														3	2		5
99	Bronchitis .. ..	9	7	13	28	10	18	30	29	86	6	9	2	10	26	1	17	37
100-1	Pneumonia (all forms) .. ..	3	1	8	12	9	12	14	12	47	2	15	5	18	30	6	22	54
97-8 102-7	Other Diseases of Respiratory System .. ..	2	2	2	8	4	5	5	6	22		7	1	5	10	1	8	16
111	Ulcer of Stomach or Duodenum .. ..		1	3	2	3	3	1	4	9	1				1	1	1	2
113	Djarrhoea and Enteritis under 2 years .. ..	2	1	3	1	1		1	6	3			2		4		2	4
117	Appendicitis .. ..		1	1	1			1	2	2				3	2			5
122	Cirrhosis of the Liver .. ..	1			1	1	1	2	1	5					1			1
123-9	Acute and Chronic Nephritis .. ..	5	3	7	23	5	16	9	15	53	2	8	2	13	15	2	12	30
146	Puerperal Sepsis .. ..					1				1					1			1
143-5 147-50	Other Accidents and Diseases of Pregnancy and Parturition .. ..	1			2		2	1	1	5		1			2	1	1	3
159-161	Congenital Debility and Malformation: premature Birth .. ..	5	4	8	9	10	6	13	17	38	5	5	1	4	10	4	11	27
165-174	Suicide .. ..				1	1	2	1		5				2	1			3
175-203	Other Deaths from Violence .. ..	2	4	3	4	6	9	7	9	26	3	6	1	3	11		10	14
—	Other Defined Diseases .. ..	21	19	54	110	62	100	105	94	377	10	29	10	51	88	42	49	181
204-205	Causes Ill-defined or Unknown .. ..			1	6	2	7	11	1	26			2	2	8	5	2	15
	Deaths under one year of age .. ..	14	11	17	16	19	18	30	42	83	5	15	5	15	39	6	25	60
	.. 65 years and upwards .. ..	17	23	79	164	110	145	146	119	565	36	57	13	90	159	66	106	315
	Uncertified Deaths .. ..	4	3	21	84	56	83	94	28	322	8		1	36	35	31	9	102
	Number of Births .. ..	124	105	205	460	240	250	353	524	1,312	99	187		178	426	122	361	726
	Population (Census 1926) .. ..	5,543	5,011	11,879	24,335	14,358	15,130	19,592	22,433	73,415	4,535	8,637	3,025	10,393	23,197	7,804	16,197	41,394

ABSTRACT VI.—*continued*.—CAUSES OF DEATH, &c., during the Year 1929, by ADMINISTRATIVE COUNTIES, DISTINGUISHING URBAN DISTRICTS AND SUPERINTENDENT REGISTRARS' DISTRICTS, wholly or partly Rural, arranged by Provinces.

International List Nos.	CAUSES OF DEATH, ETC.	PROVINCE OF MUNSTER		CLARE COUNTY										TOTAL U.D.'s	TOTAL R.D.'s
		TOTAL U.D.'s*	TOTAL R.D.'s	Urban Districts		Rural S.R.D.'s									
				Ennis (42)	Kilrush (45)	Ballyvaughan (40)	Corofin (41)	Ennis (42)	Ennis-tymon (43)	Killa-dysert (44)	Kilrush (45)	Scarriff (46)			
	ALL CAUSES .. ..	3,945	9,008	90	58	35	58	165	199	108	234	352	148	1,151	
1	Enteric Fever .. ..	3	29	.	.	.	.	.	.	.	.	.	3	3	
2	Typhus .. ..	1	4	.	.	.	.	.	.	.	.	.	1	1	
6	Small-pox .. ..	.	.	.	.	.	.	.	.	.	.	.	.	.	
7	Measles .. ..	41	8	.	.	.	.	.	.	.	.	.	.	.	
8	Scarlet Fever .. ..	13	17	.	.	.	.	.	.	.	2	2	.	4	
9	Whooping-cough .. ..	69	89	.	.	.	1	1	.	.	.	.	.	2	
10	Diphtheria .. ..	56	63	.	.	1	.	1	2	.	.	2	.	6	
16	Dysentery .. ..	1	3	.	.	.	.	.	.	.	.	.	.	.	
11	Influenza .. ..	75	278	.	2	.	5	1	9	1	8	9	2	33	
23	Encephalitis Lethargica .. ..	4	11	.	.	.	.	.	.	.	.	.	.	.	
24	Meningococcal Meningitis .. ..	1	3	.	.	.	.	.	.	.	.	.	.	.	
31	Tuberculosis of Respiratory System .. ..	407	601	6	2	3	3	11	11	11	16	22	8	77	
32-37	Other Tuberculosis .. ..	93	159	.	1	.	.	2	.	1	1	5	1	9	
43-49	Cancer, Malignant Disease .. ..	293	734	6	5	2	8	15	11	8	20	22	11	86	
51	Rheumatic Fever .. ..	10	25	.	.	.	.	.	1	.	1	.	.	2	
57	Diabetes .. ..	18	62	1	.	.	.	3	2	1	2	3	1	11	
74	Cerebral Haemorrhage .. ..	163	291	3	.	2	.	2	2	2	6	4	3	18	
87-90	Heart Disease .. ..	578	1,300	15	5	7	7	25	22	10	18	39	20	128	
91b	Arterio-sclerosis .. ..	24	42	.	.	.	.	1	.	.	.	.	.	1	
99	Bronchitis .. ..	259	408	8	0	2	4	8	12	2	5	17	14	50	
100-1	Pneumonia (all forms) .. ..	225	500	4	4	1	.	7	13	10	17	20	8	68	
97-8 102-7	Other Diseases of Respiratory System .. ..	68	168	1	1	.	1	3	2	2	1	5	2	14	
111	Ulcer of Stomach or Duodenum .. ..	24	71	1	.	.	.	.	1	.	3	.	1	4	
113	Diarrhoea and Enteritis under 2 years .. ..	116	121	1	4	.	.	.	1	1	3	3	5	8	
117	Appendicitis .. ..	17	38	.	.	.	.	1	.	.	.	2	.	3	
122	Cirrhosis of the Liver .. ..	13	19	.	.	.	.	1	.	.	.	1	.	2	
128-9	Acute and Chronic Nephritis .. ..	104	229	10	.	1	.	2	1	3	5	5	10	17	
146	Puerperal Sepsis .. ..	5	15	.	.	1	.	1	1	.	.	.	.	3	
143-5 147-50	Other Accidents and Diseases of Pregnancy and Parturition .. ..	12	35	.	.	.	.	.	.	1	.	.	.	1	
159-161	Congenital Debility and Malformation: Premature Birth .. ..	155	338	.	5	.	1	1	4	.	6	8	5	20	
165-174	Suicide .. ..	7	32	.	.	.	.	.	.	1	.	2	.	3	
175-203	Other Deaths from Violence .. ..	87	215	5	.	.	1	2	6	1	4	13	5	27	
—	Other Defined Diseases .. ..	955	3,423	29	23	15	23	73	97	51	107	156	52	522	
204-205	Causes Ill-defined or Unknown .. ..	48	217	.	.	.	4	4	1	2	9	8	.	28	
	Deaths under one year of age .. ..	518	837	9	14	.	2	5	14	4	24	25	28	74	
	.. 65 years and upwards .. ..	1,270	4,818	31	23	20	39	98	110	55	111	191	54	624	
	Uncertified Deaths .. ..	233	2,613	10	10	15	23	45	79	23	77	113	20	375	
	Number of Births .. ..	5,611	12,783	137	96	53	66	218	253	124	417	396	233	1,527	
	Population (Census 1926) .. ..	249,022	720,880	5,518	3,345	3,495	4,109	13,214	15,137	7,415	19,297	23,534	8,863	86,201	

\* Including the County Boroughs of Cork, Limerick and Waterford (see pp. 68, 71 and 75).

ABSTRACT VI.—continued.—CAUSES OF DEATH, &c., during the year 1929, by ADMINISTRATIVE COUNTIES, DISTINGUISHING URBAN DISTRICTS AND SUPERINTENDENT REGISTRARS' DISTRICTS, wholly or partly Rural, arranged by Provinces.

Inter-national List Nos.	CAUSES OF DEATH, ETC.	CORK COUNTY															
		Urban Districts										Rural S.R.D.'s or part of					
		Clona-killy (50)	Cobh (51)	Fermoy (53)	Kin-sale (55)	Ma-croom (56)	Mallow (57)	Midle-ton (58)	Passage West (57)	Skib-berreen (60)	Yong-hal (62)	Ban-don (47)	Ban-try (48)	Castle-town (49)	Clona-killy (50)	Cork (51)	Dun-man-way (25)
	ALL CAUSES .. ..	41	99	75	41	35	57	29	37	38	95	212	134	94	217	536	159
1	Enteric Fever .. ..	.	.	.	.	.	.	.	.	.	.	.	.	1	.	.	.
2	Typhus .. ..	.	.	.	.	.	.	.	.	.	.	.	.	.	.	.	.
6	Small-pox .. ..	.	.	.	.	.	.	.	.	.	.	.	.	.	.	.	.
7	Measles .. ..	.	.	6	.	.	.	.	.	.	.	1	.	.	1	.	.
8	Scarlet Fever .. ..	.	3	.	.	.	1	.	1	.	.	.	.	.	.	2	3
9	Whooping-cough .. ..	3	1	.	1	.	.	.	.	.	.	1	.	.	8	2	5
10	Diphtheria .. ..	.	.	.	1	1	1	.	5	.	.	6	.	.	1	19	3
16	Dysentery .. ..	.	.	.	.	.	.	.	.	.	.	.	.	.	.	.	.
11	Influenza .. ..	.	6	.	1	.	2	.	.	.	2	7	3	2	8	6	.
23	Encephalitis Lethargica .. ..	.	.	1	.	.	.	.	1	.	.	.	.	.	1	2	.
24	Meningococcal Meningitis .. ..	.	.	.	.	.	.	.	.	.	.	.	.	.	.	1	.
31	Tuberculosis of Respiratory System .. ..	7	6	5	6	4	6	1	3	.	9	6	12	6	13	45	9
32-37	Other Tuberculosis .. ..	1	2	2	.	.	3	.	1	1	2	6	2	1	4	19	1
43-49	Cancer, Malignant Disease .. ..	4	7	10	5	.	7	2	1	.	8	18	15	4	24	42	10
51	Rheumatic Fever .. ..	.	.	.	.	.	.	.	.	.	1	1	.	.	1	.	.
57	Diabetes .. ..	.	1	.	.	.	2	.	.	.	.	3	.	.	.	3	2
74	Cerebral Haemorrhage .. ..	.	3	4	3	3	2	1	2	1	3	5	.	1	5	16	6
87-90	Heart Disease .. ..	.	19	9	11	4	12	.	8	10	12	27	8	7	23	102	25
91b	Arterio-sclerosis .. ..	2	1	3	.	.	.	.	.	2	.	.	1	.	4	3	1
99	Bronchitis .. ..	6	6	2	.	1	3	3	1	.	1	22	4	.	8	25	17
100-1	Pneumonia (all forms) .. ..	.	2	2	1	5	1	8	1	2	4	14	9	5	10	35	6
97-8 102-7	Other Diseases of Respiratory System .. ..	.	4	2	.	.	4	.	.	1	2	3	3	4	1	12	.
111	Ulcer of Stomach or Duodenum .. ..	.	1	.	.	.	.	2	.	.	1	2	2	.	2	2	4
113	Diarrhoea and Enteritis under 2 years .. ..	1	4	6	.	.	.	1	.	.	3	2	.	1	1	12	.
117	Appendicitis .. ..	.	1	.	.	1	.	1	.	.	.	1	.	.	2	4	2
122	Cirrhosis of the Liver .. ..	.	.	.	1	.	1	.	.	1	.	.	1	.	.	.	.
128-9	Acute and Chronic Nephritis .. ..	1	1	.	1	.	1	1	.	.	6	6	6	2	3	11	5
146	Puerperal Sepsis .. ..	.	.	.	.	.	.	.	.	.	1	.	1	.	.	.	.
143-5 147-50	Other Accidents and Diseases of Pregnancy and Parturition .. ..	.	.	.	.	.	.	.	.	.	.	1	1	.	.	1	.
159-161	Congenital Debility and Malformation: Premature Birth .. ..	.	3	.	2	2	.	1	2	6	5	9	2	.	8	16	8
165-174	Suicide .. ..	.	1	.	.	.	.	.	.	.	2	2	1	2	.	7	1
175-203	Other Deaths from Violence .. ..	1	1	3	.	1	2	.	2	.	2	5	3	6	10	17	5
—	Other Defined Diseases .. ..	13	24	17	9	13	9	7	6	13	28	50	59	50	77	124	45
204-205	Causes Ill-defined or Unknown .. ..	2	2	3	.	.	.	1	3	1	3	5	1	2	2	8	1
	Deaths under one year of age .. ..	3	10	9	5	4	1	3	2	6	13	23	5	2	18	55	19
	.. 65 years and upwards .. ..	14	37	27	19	15	24	12	10	18	25	97	76	56	116	201	69
	Uncertified Deaths .. ..	4	2	4	7	4	4	1	.	15	6	35	42	45	66	40	51
	Number of Births .. ..	44	114	74	44	39	72	38	50	52	101	269	188	155	204	691	186
	Population (Census 1926) .. ..	2,770	7,077	4,510	2,747	2,413	4,562	2,732	3,019	2,627	5,339	15,233	11,322	9,362	12,925	45,994	11,377

ABSTRACT VI.—*continued*.—CAUSES OF DEATH, &c., during the Year 1929, by ADMINISTRATIVE COUNTIES, DISTINGUISHING URBAN DISTRICTS AND SUPERINTENDENT REGISTRARS' DISTRICTS, wholly or partly Rural, arranged by Provinces.

International List Nos.	CAUSES OF DEATH, ETC.	CORK COUNTY— <i>continued</i> .										TOTAL U.D.'s	TOTAL R.D.'s
		Rural S.R.D.'s.											
		Fermoy (53)	Kanturk (54)	Kinsale (55)	Macroon (56)	Mallow (57)	Middleton (58)	Mill-street (59)	Skibber- een (60)	Skull (61)	Youghal (62)		
	ALL CAUSES .. ..	312	254	133	235	264	228	106	246	104	61	547	3,295
1	Enteric Fever .. ..	1	.	1	1	.	.	.	.	.	.	.	4
2	Typhus .. ..	.	.	.	.	.	.	.	.	.	.	.	.
6	Small-pox .. ..	.	.	.	.	.	.	.	.	.	.	.	.
7	Measles .. ..	2	1	.	.	1	.	.	.	.	.	6	6
8	Scarlet Fever .. ..	2	.	.	.	1	.	.	.	.	.	5	8
9	Whooping-cough .. ..	1	1	.	4	3	3	1	4	1	.	5	34
10	Diphtheria .. ..	5	3	3	5	1	.	.	3	.	1	7	50
16	Dysentery .. ..	.	.	.	.	.	.	.	.	.	.	.	.
11	Influenza .. ..	4	4	5	1	5	17	3	3	1	3	11	72
23	Encephalitis Lethargica .. ..	1	1	1	.	2	.	.	.	.	.	2	8
24	Meningococcal Meningitis .. ..	1	.	.	.	.	.	.	.	.	.	.	2
31	Tuberculosis of Respiratory System .. ..	19	18	10	8	18	13	8	11	5	3	47	199
32-37	Other Tuberculosis .. ..	3	1	2	1	10	2	1	.	.	1	12	54
43-49	Cancer, Malignant Disease .. ..	21	15	17	22	25	20	2	12	12	1	44	230
51	Rheumatic Fever .. ..	.	1	.	.	2	.	1	.	.	.	1	6
57	Diabetes .. ..	.	1	1	1	4	1	2	1	1	.	3	20
74	Cerebral Haemorrhage .. ..	13	12	3	11	10	15	3	16	5	2	22	123
87-90	Heart Disease .. ..	37	40	25	24	44	26	13	36	15	15	85	467
91b	Arterio-sclerosis .. ..	4	2	1	1	.	.	.	2	.	.	8	19
99	Bronchitis .. ..	19	7	2	15	9	11	11	14	3	1	23	168
100-1	Pneumonia (all forms) .. ..	16	8	7	14	21	28	6	13	8	6	26	206
97-8 102-7	Other Diseases of Respiratory System .. ..	6	4	.	5	12	7	1	3	1	.	13	62
111	Ulcer of Stomach or Duodenum .. ..	3	.	1	1	3	4	1	3	.	1	4	29
113	Diarrhoea and Enteritis under 2 years .. ..	2	2	2	2	5	1	.	1	.	3	15	34
117	Appendicitis .. ..	1	4	.	1	2	1	.	1	.	1	3	20
122	Cirrhosis of the Liver .. ..	.	2	1	.	.	1	.	.	1	.	3	6
128-9	Acute and Chronic Nephritis .. ..	7	6	2	3	16	3	0	3	1	3	11	88
146	Puerperal Sepsis .. ..	.	.	.	.	.	.	.	.	.	.	1	1
143-5 147-50	Other Accidents and Diseases of Pregnancy and Parturition .. ..	2	2	1	2	2	2	.	3	.	1	.	18
159-161	Congenital Debility and Malformation: Premature Birth .. ..	7	13	.	6	9	4	6	10	5	1	21	104
165-174	Suicide .. ..	1	1	.	1	1	.	.	.	.	.	3	17
175-203	Other Deaths from Violence .. ..	4	3	1	5	2	6	3	10	3	2	12	85
—	Other Defined Diseases .. ..	124	99	46	95	54	60	38	91	38	15	139	1,074
204-205	Causes Ill-defined or Unknown .. ..	6	8	1	1	2	3	.	6	4	1	15	51
	Deaths under one year of age .. ..	20	22	3	17	32	19	9	19	8	3	56	274
	.. 65 years and upwards .. ..	172	136	70	128	113	105	66	132	64	32	201	1,633
	Uncertified Deaths .. ..	91	77	29	67	32	37	14	110	31	12	47	779
	Number of Births .. ..	339	414	123	244	415	248	175	283	103	63	623	4,105
	Population (Census 1926) .. ..	22,275	21,421	9,912	16,667	19,900	15,151	9,585	17,429	7,060	3,842	37,796	249,461

ABSTRACT VI—continued.—CAUSES OF DEATH, &c., during the year 1929, by ADMINISTRATIVE COUNTIES, DISTINGUISHING URBAN DISTRICTS AND SUPERINTENDENT REGISTRARS' DISTRICTS wholly or partly Rural, arranged by Provinces.

International List Nos.	CAUSES OF DEATH, ETC.	KERRY COUNTY.										TOTAL U.D.'s.	TOTAL R.D.'s.
		Urban Districts.			Rural S.R.D.'s.								
		Killarney.	Listowel.	Tralee.	Cahercivee.	Dingle.	Kenmare.	Killarney.	Listowel.	Tralee.			
(67)	(68)	(69)	(64)	(65)	(66)	(67)	(68)	(69)					
	ALL CAUSES ...	72	44	129	181	157	129	363	320	317	245	1,467	
1	Enteric Fever ...	.	1	.	2	2	1	4	1	1	1	11	
2	Typhus ...	.	.	.	.	1	.	1	.	.	.	2	
6	Small-pox ...	.	.	.	.	.	.	.	.	.	.	.	
7	Measles ...	.	.	.	.	.	.	.	.	.	.	.	
8	Scarlet Fever ...	.	.	1	.	.	.	.	.	1	1	1	
9	Whooping-cough ...	2	.	.	1	.	1	6	.	.	2	8	
10	Diphtheria ...	.	.	.	.	.	.	.	.	.	.	.	
16	Dysentery ...	.	.	.	.	.	.	.	.	.	.	.	
11	Influenza ...	5	.	4	4	4	1	9	11	14	9	43	
23	Encephalitis Lethargica ...	.	.	.	.	.	.	.	.	.	.	.	
24	Meningococcal Meningitis ...	.	.	.	.	1	.	.	.	.	.	1	
31	Tuberculosis of Respiratory System ...	6	4	21	20	20	11	21	18	20	31	119	
32-37	Other Tuberculosis ...	3	.	4	6	7	5	8	8	5	7	39	
43-49	Cancer, Malignant Disease ...	10	6	10	10	12	7	21	22	18	26	90	
51	Rheumatic Fever ...	.	.	.	.	1	.	2	3	1	.	7	
57	Diabetes ...	.	1	2	1	2	.	.	1	.	3	4	
74	Cerebral Hæmorrhage ...	3	3	5	3	3	4	9	7	5	11	31	
87-90	Heart Disease ...	18	5	15	13	17	12	75	34	38	38	189	
91b	Arterio-sclerosis ...	.	.	.	.	1	.	.	1	.	.	2	
99	Bronchitis ...	3	3	16	6	3	5	11	19	11	22	55	
100-1	Pneumonia (all forms) ...	1	2	2	6	2	6	10	12	12	5	48	
97-8 102-7	Other Diseases of Respiratory System ...	.	1	1	6	3	.	6	3	6	2	24	
111	Ulcer of Stomach or Duodenum ...	.	.	1	1	.	1	5	3	3	1	13	
113	Diarrhœa and Enteritis under 2 years ...	2	.	5	.	.	.	3	7	2	7	12	
117	Appendicitis ...	1	.	.	.	1	1	.	.	.	1	2	
122	Cirrhosis of the Liver ...	1	.	.	.	.	1	.	1	2	1	4	
128-9	Acute and Chronic Nephritis ...	1	2	5	3	7	1	6	10	7	8	34	
146	Puerperal Sepsis ...	.	.	.	1	.	.	1	4	1	.	7	
143-5 147-50	Other Accidents and Diseases of Pregnancy and Parturition ...	.	.	.	.	1	.	2	.	1	.	4	
159-161	Congenital Debility and Malformation: Premature Birth ...	5	.	4	3	5	8	16	12	11	9	55	
165-174	Suicide ...	.	.	.	1	.	1	1	.	.	.	3	
175-203	Other Deaths from Violence ...	.	1	3	3	3	.	5	10	3	4	24	
—	Other Defined Diseases ...	10	14	28	74	59	57	130	126	142	52	588	
204-205	Causes Ill-defined or Unknown ...	1	1	2	8	2	6	11	7	13	4	47	
	Deaths under one year of age ...	12	.	10	8	8	13	31	27	19	22	106	
	„ 65 years and upwards ...	26	21	42	85	66	65	199	162	175	89	752	
	Uncertified Deaths ...	4	8	10	79	56	48	153	127	156	22	619	
	Number of Births ...	73	63	207	262	261	202	569	541	565	343	2,400	
	Population (Census 1926) ...	5,328	2,917	10,533	18,224	15,855	11,432	27,929	26,635	30,318	18,778	130,393	

ABSTRACT VI—*continued*.—CAUSES OF DEATH, &c., during the year 1929, by ADMINISTRATIVE COUNTIES, DISTINGUISHING URBAN DISTRICTS AND SUPERINTENDENT REGISTRARS' DISTRICTS wholly or partly Rural, arranged by Provinces.

International List Nos.	CAUSES OF DEATH, ETC.	LIMERICK COUNTY.						TIPPERARY NORTH RIDING.								TOTAL U.D.'s.	TOTAL R.D.'s.
		Rural S.R.D.'s.					TOTAL	Urban Districts.			Rural S.R.D.'s.						
		Croom.	Kil-mall-ock.	Lim-erick.	New-castle.	Rath-keale.		Nenagh.	Temple-more.	Thurles.	Borris-okane.	Nenagh.	Ros-crea.	Thurles.			
															(70)		
	ALL CAUSES ...	166	424	360	348	233	1,581	50	24	84	114	273	104	235	167	726	
1	Enteric Fever ...	1	1	.	1	1	4	.	.	.	.	1	.	2	.	3	
2	Typhus ...	.	.	.	.	.	.	.	.	.	.	.	.	.	.	.	
6	Small-pox ...	.	.	.	.	.	.	.	.	.	.	.	.	.	.	.	
7	Measles ...	.	1	.	.	.	1	.	.	.	.	.	.	.	.	.	
8	Scarlet Fever ...	.	1	.	1	.	2	.	.	.	.	.	.	.	.	.	
9	Whooping-cough ...	5	7	6	5	.	23	1	.	2	.	8	.	2	3	10	
10	Diphtheria ...	.	2	.	.	1	3	.	.	.	.	.	.	2	.	2	
16	Dysentery ...	.	.	.	2	.	2	.	.	.	.	.	.	.	.	.	
11	Influenza ...	7	14	9	12	13	55	1	.	1	8	12	2	17	2	39	
23	Encephalitis Lethargica	.	1	.	.	.	1	.	.	.	.	.	.	.	.	.	
24	Meningococcal Meningitis	.	.	.	.	.	.	.	.	1	.	.	.	.	1	.	
31	Tuberculosis of Respiratory System ...	7	20	22	21	13	83	15	1	10	6	13	8	14	26	41	
32-37	Other Tuberculosis ...	2	5	6	9	2	24	2	.	2	4	3	3	3	4	13	
43-49	Cancer, Malignant Disease	11	30	27	24	22	114	2	1	10	12	23	10	22	13	67	
51	Rheumatic Fever ...	2	2	1	.	.	5	.	.	1	.	1	.	2	1	3	
57	Diabetes ...	.	2	6	4	2	14	.	.	1	.	1	.	2	1	3	
74	Cerebral Hemorrhage ...	7	20	12	5	6	50	1	.	3	.	5	1	7	4	13	
87-90	Heart Disease ...	32	52	38	47	38	207	12	2	9	11	47	16	20	23	94	
91b	Arterio-sclerosis ...	.	4	1	.	3	8	.	.	1	1	1	.	1	1	3	
99	Bronchitis ...	9	33	16	11	10	79	5	1	3	6	11	6	16	9	39	
100-1	Pneumonia (all forms) ...	11	25	20	20	12	88	.	.	8	5	8	1	13	8	27	
97-8 102-7	Other Diseases of Respiratory System ...	2	6	11	6	4	29	1	1	.	2	5	.	5	2	12	
111	Ulcer of Stomach or Duodenum ...	.	1	2	2	.	5	.	2	1	3	1	.	2	3	6	
118	Diarrhoea and Enteritis under 2 years ...	7	19	5	7	4	42	2	.	4	1	3	3	4	6	11	
117	Appendicitis ...	.	1	1	1	1	4	.	1	.	.	1	.	1	1	2	
122	Cirrhosis of the Liver ...	.	1	2	1	.	4	.	1	.	.	.	1	1	1	2	
128-9	Acute and Chronic Nephritis ...	5	3	9	7	4	28	2	1	1	2	5	2	7	4	16	
146	Puerperal Sepsis ...	.	1	.	2	1	4	.	.	.	.	.	.	.	.	.	
143-5 147-50	Other Accidents and Diseases of Pregnancy and Parturition ...	.	1	1	.	2	4	.	.	1	.	1	2	2	1	5	
159-161	Congenital Debility and Malformation: Premature Birth ...	9	20	13	21	23	86	1	.	4	4	5	3	7	5	19	
165-174	Suicide ...	.	1	2	.	.	3	.	.	.	.	2	1	.	.	3	
175-203	Other Deaths from Violence ...	2	11	11	1	7	32	.	1	1	1	4	3	9	2	17	
—	Other Defined Diseases ...	45	134	129	120	61	489	14	10	20	47	102	42	69	44	260	
204-205	Causes Ill-defined or Unknown ...	2	5	10	18	3	38	.	2	.	1	10	.	5	2	16	
	Deaths under one year of age ...	21	58	41	45	35	200	6	1	12	8	19	6	23	19	56	
	„ 65 years and upwards ...	83	211	161	169	114	738	22	9	29	51	151	53	111	60	366	
	Uncertified Deaths ...	27	90	86	89	44	336	1	5	12	27	94	16	66	18	203	
	Number of Births ...	188	495	547	516	308	2,054	95	40	122	132	292	142	246	257	812	
	Population (Census 1926) ...	10,087	24,284	25,417	23,884	17,223	100,895	4,524	2,233	4,815	9,213	16,268	7,586	15,006	11,572	48,073	

ABSTRACT VI—*continued*.—CAUSES OF DEATH, &c., during the year 1929 by ADMINISTRATIVE COUNTIES, DISTINGUISHING URBAN DISTRICTS AND SUPERINTENDENT REGISTRARS' DISTRICTS wholly or partly Rural, arranged by Provinces.

International List Nos.	CAUSES OF DEATH, ETC.	TIPPERARY SOUTH RIDING.										WATERFORD COUNTY.					
		Urban Districts.				Rural S.R.D.'s.					TOTAL U.D.'s.	TOTAL R.D.'s.	Urban District.	Rural S.R.D.'s.			
		Carrick-on-Suir. (80)	Cashel (81)	Clonmel. (83)	Tipperary. (84)	Carrick-on-Suir. (80)	Cashel. (81)	Clogheen. (82)	Clonmel. (83)	Tipperary. (84)				Dun-garvan. (85)	Dun-garvan. (85)	Kilmac-thomas (86)	Lis-more. (87)
	ALL CAUSES ...	71	54	119	87	29	319	160	61	203	331	772	79	176	82	139	269
1	Enteric Fever ...	.	.	.	.	.	1	1	1	1	.	4	.	.	.	.	.
2	Typhus ...	.	.	.	.	.	.	.	.	.	.	.	.	.	.	.	1
6	Small-pox ...	.	.	.	.	.	.	.	.	.	.	.	.	.	.	.	.
7	Measles ...	.	.	.	.	.	1	.	.	.	.	1	.	.	.	.	.
8	Scarlet Fever ...	.	.	.	1	.	.	.	.	.	1	.	1	.	1	.	.
9	Whooping-cough ...	.	1	.	.	.	4	.	1	1	1	6	1	1	2	.	3
10	Diphtheria ...	2	1	1	.	.	.	.	.	1	4	1	1	.	.	.	1
16	Dysentery ...	.	.	.	.	.	1	.	.	.	.	1	.	.	.	.	.
11	Influenza ...	4	.	1	3	1	11	4	1	6	8	23	4	1	.	6	6
23	Encephalitis Lethargica ...	.	.	.	.	.	1	1	.	.	.	2	1	.	.	.	.
24	Meningococcal Meningitis ...	.	.	.	.	.	.	.	.	.	.	.	.	.	.	.	.
31	Tuberculosis of Respiratory System ...	10	8	10	6	2	9	13	6	8	34	38	6	10	5	7	22
32-37	Other Tuberculosis ...	1	2	6	3	.	7	3	1	3	12	14	2	.	1	.	5
43-49	Cancer, Malignant Disease ...	3	1	8	8	4	23	12	6	17	20	62	8	16	4	14	21
51	Rheumatic Fever ...	1	.	.	.	.	1	.	.	1	1	2	.	.	.	.	.
57	Diabetes ...	.	1	1	.	.	4	.	.	2	2	6	1	.	.	1	3
74	Cerebral Haemorrhage ...	1	8	8	7	.	16	6	3	6	24	31	3	1	2	8	14
87-90	Heart Disease ...	5	5	25	11	1	35	22	13	43	46	114	9	35	8	13	45
91b	Arterio-sclerosis ...	3	1	1	1	.	4	1	.	.	6	5	.	2	.	.	2
99	Bronchitis ...	3	6	10	3	1	19	6	7	8	22	41	1	8	4	4	20
100-1	Pneumonia (all forms) ...	8	3	9	8	2	25	3	2	8	28	40	1	3	4	5	11
97-8 102-7	Other Diseases of Respiratory System ...	1	.	2	3	1	6	4	2	6	6	19	1	1	2	3	2
111	Ulcer of Stomach or Duodenum ...	.	.	.	1	.	3	4	.	3	1	10	.	1	.	1	2
113	Diarrhoea and Enteritis under 2 years ...	3	1	1	2	1	6	1	1	1	7	10	8	2	.	1	1
117	Appendicitis ...	1	.	.	1	.	3	.	1	1	2	5	.	1	.	.	1
122	Cirrhosis of the Liver ...	1	.	1	.	.	1	.	.	.	2	1	.	.	.	.	.
123-9	Acute and Chronic Nephritis ...	3	.	4	4	1	10	2	2	4	11	19	3	8	2	7	10
146	Puerperal Sepsis ...	.	.	.	1	.	.	.	.	.	1	.	.	.	.	.	.
143-5 147-50	Other Accidents and Diseases of Pregnancy and Parturition ...	1	.	.	.	.	1	.	.	1	1	2	1	.	.	.	1
159-161	Congenital Debility and Malformation: Premature Birth ...	5	2	3	5	1	12	7	1	3	15	24	5	7	1	9	13
165-174	Suicide ...	.	.	.	.	.	1	.	.	1	.	2	.	.	.	.	1
175-203	Other Deaths from Violence ...	.	1	1	2	2	5	3	2	4	4	16	1	5	1	3	5
—	Other Defined Diseases ...	15	13	27	15	10	101	62	9	71	70	253	22	64	44	55	74
204-205	Causes Ill-defined or Unknown ...	.	.	.	2	2	9	4	2	3	2	20	.	9	2	1	5
	Deaths under one year of age ...	7	5	9	9	2	37	12	3	14	30	68	16	16	7	13	23
	„ 65 years and upwards ...	26	24	50	33	12	154	77	26	105	133	374	28	86	51	68	126
	Uncertified Deaths ...	6	3	3	.	10	72	38	7	35	12	162	7	48	32	30	29
	Number of Births ...	125	52	206	135	33	436	189	96	339	518	1,093	101	194	115	178	305
	Population (Census 1926)	4,657	2,953	9,056	5,555	2,236	23,047	12,348	4,721	16,797	22,221	59,149	5,207	13,080	6,321	10,802	16,505



ABSTRACT VI—*continued*.—CAUSES OF DEATH, &c., during the year 1929 by ADMINISTRATIVE COUNTIES, DISTINGUISHING URBAN DISTRICTS AND SUPERINTENDENT REGISTRARS' DISTRICTS wholly or partly Rural, arranged by Provinces.

International List Nos.	CAUSES OF DEATH, ETC.	WATER-FORD COUNTY contd.	PROVINCE OF CONNAUGHT.		GALWAY COUNTY.											
			TOTAL R.D.'s.	TOTAL U.D.'s.	TOTAL R.D.'s.	Urban Districts.		Rural S.R.D.'s								
						Ballinasloe. (90)	Galway. (92)	Ballinasloe. (90)	Clifden. (91)	Galway. (92)	Glennamaddy. (93)	Gort. (94)	Loughrea. (95)	Mountbellew. (96)	Oughterard. (97)	Portumna. (98)
	ALL CAUSES ...	666	523	6,815	36	206	141	193	241	162	166	237	138	181	102	
1	Enteric Fever ...	.	1	24	.	1	.	1	.	.	1	.	.	2	.	
2	Typhus ...	1	.	.	.	.	.	.	.	.	.	.	.	.	.	
6	Small-pox ...	.	.	.	.	.	.	.	.	.	.	.	.	.	.	
7	Measles ...	.	2	29	.	.	.	1	1	1	1	.	.	.	.	
8	Scarlet Fever ...	2	.	5	.	.	.	.	.	.	.	1	.	.	.	
9	Whooping-cough ...	6	2	40	.	.	.	2	.	.	2	.	1	.	1	
10	Diphtheria ...	1	2	32	.	2	1	2	6	2	3	2	.	.	.	
16	Dysentery ...	.	.	1	.	.	.	.	.	.	.	.	.	.	.	
11	Influenza ...	13	14	261	1	10	1	24	3	1	5	14	2	5	7	
23	Encephalitis Lethargica	.	.	5	.	.	.	.	.	.	.	1	1	.	.	
24	Meningococcal Meningitis	.	1	2	.	1	.	.	.	.	.	.	.	.	.	
31	Tuberculosis of Respiratory System ...	44	48	380	1	26	7	21	14	4	6	22	11	15	1	
32-37	Other Tuberculosis ...	6	20	120	1	6	4	4	7	6	2	8	2	2	1	
43-49	Cancer, Malignant Disease	55	40	460	4	15	13	11	12	10	15	15	13	9	3	
51	Rheumatic Fever ...	.	1	22	.	.	2	.	1	.	1	.	.	.	.	
57	Diabetes ...	4	4	46	1	3	.	.	.	1	.	4	.	.	1	
74	Cerebral Hæmorrhage ...	25	17	154	2	5	6	1	7	3	6	8	4	3	2	
87-90	Heart Disease ...	101	57	666	7	22	22	14	22	14	16	29	17	21	11	
91b	Arterio-sclerosis ...	4	2	21	.	2	.	.	.	1	1	2	.	1	.	
99	Bronchitis ...	36	27	338	4	11	5	12	13	7	8	5	3	13	2	
100-1	Pneumonia (all forms) ...	23	30	337	1	10	7	12	12	9	6	16	7	7	8	
97-8 102-7	Other Diseases of Respiratory System ...	8	11	113	1	2	1	.	3	1	2	2	2	3	1	
111	Ulcer of Stomach or Duodenum ...	4	4	45	.	1	1	.	.	.	3	3	.	1	1	
113	Diarrhœa and Enteritis under 2 years ...	4	12	14	.	2	.	.	.	.	.	.	.	.	.	
117	Appendicitis ...	2	1	26	.	.	1	1	.	.	.	3	.	.	2	
122	Cirrhosis of the Liver ...	.	2	5	.	.	.	.	.	.	.	.	.	.	.	
128-9	Acute and Chronic Nephritis ...	27	22	172	2	8	4	3	12	4	5	8	3	8	1	
146	Puerperal Sepsis ...	.	2	16	.	1	1	.	2	.	.	.	.	1	.	
143-5 147-50	Other Accidents and Diseases of Pregnancy and Parturition ...	1	4	29	1	.	1	2	1	1	1	.	.	2	1	
159-161	Congenital Debility and Malformation: Premature Birth ...	30	35	156	1	13	4	2	4	4	6	7	2	2	3	
165-174	Suicide ...	1	.	17	.	.	.	.	.	.	1	.	.	.	1	
175-203	Other Deaths from Violence ...	14	10	109	1	1	5	2	3	.	3	5	1	11	.	
—	Other Defined Diseases ...	237	144	2,911	6	62	51	75	111	89	64	77	65	63	44	
204-205	Causes Ill-defined or Unknown ...	17	8	259	2	2	4	3	7	4	8	5	4	12	10	
	Deaths under one year of age ...	59	74	385	1	28	8	11	14	6	15	20	4	10	6	
	„ 65 years and upwards ...	331	196	3,961	18	77	75	101	136	104	76	117	90	94	56	
	Uncertified Deaths ...	139	51	3,185	5	15	54	93	115	94	70	62	69	88	52	
	Number of Births ...	792	966	9,068	95	346	190	250	444	217	213	386	244	290	150	
	Population (Census 1926) ...	46,708	43,536	509,371	5,245	14,227	9,819	13,760	20,067	11,689	10,750	19,257	12,652	14,404	8,356	

ABSTRACT VI—*continued.*—CAUSES OF DEATH, &c., during the year 1929, by ADMINISTRATIVE COUNTIES, DISTINGUISHING URBAN DISTRICTS AND SUPERINTENDENT REGISTRARS' DISTRICTS, wholly or partly Rural, arranged by Provinces.

Inter- national List Nos.	CAUSES OF DEATH, ETC.	GALWAY COUNTY— <i>continued.</i>			LEITRIM COUNTY.				MAYO COUNTY.								
		Rural. S.R.D.	TOTAL		Rural S.R.D.'s.			TOTAL R.D.'s	Urban Districts.			Rural S.R.D.'s					
		Tuam.	U.D.'s.	R.D.'s.	Carrick- on- Shan- non.	Manor- hamil- ton.	Mohill.		Ball- ina.	Castle- bar.	West- port.	Ball- ina.	Ballin- robe.	Bel- mullet.	Castle- bar.	Clare- morris.	Swine- ford.
		(99)			(100)	(101)	(102)		(103)	(106)	(109)	(103)	(104)	(105)	(106)	(107)	(108)
	ALL CAUSES ...	403	242	1,964	135	368	354	857	72	39	43	268	242	142	243	252	430
1	Enteric Fever ...	.	1	4	8	.	6	14	.	.	.	1	.	.	.	.	1
2	Typhus ...	.	.	.	.	.	.	.	.	.	.	.	.	.	.	.	.
6	Small-pox ...	.	.	.	.	.	.	.	.	.	.	.	.	.	.	.	.
7	Measles ...	.	.	4	.	1	.	1	.	2	.	6	1	11	.	1	2
8	Scarlet Fever ...	.	.	1	.	2	.	2	.	.	.	.	.	.	.	.	.
9	Whooping-cough ...	.	.	6	.	1	6	7	2	.	.	.	.	.	.	.	.
10	Diphtheria ...	8	2	24	.	.	.	.	.	.	.	.	.	.	.	.	.
16	Dysentery ...	.	.	.	.	1	.	1	.	.	.	.	.	1	.	.	.
11	Influenza ...	11	11	73	4	18	18	40	2	.	.	6	7	19	2	2	11
23	Encephalitis Lethargica ...	.	.	2	.	1	.	1	.	.	.	.	.	.	.	.	.
24	Meningococcal Meningitis ...	.	1	.	.	1	.	1	.	.	.	.	.	.	.	.	.
31	Tuberculosis of Respiratory System ...	22	27	123	4	23	12	39	5	2	2	16	20	9	19	11	29
32-37	Other Tuberculosis ...	3	7	39	2	8	6	16	2	3	2	3	6	3	1	6	13
43-49	Cancer, Malignant Disease ...	36	19	137	5	20	27	52	1	4	1	12	14	3	16	25	37
51	Rheumatic Fever ...	.	.	4	.	1	1	2	1	.	.	.	.	.	.	.	3
57	Diabetes ...	4	4	10	.	4	.	4	.	.	.	4	4	1	1	7	2
74	Cerebral Hæmorrhage ...	12	7	52	3	18	11	32	2	.	.	6	6	.	3	6	3
87-90	Heart Disease ...	62	29	228	15	33	46	94	8	4	5	22	21	12	16	16	31
91b	Arterio-sclerosis ...	2	2	7	.	.	.	.	.	.	.	1	1	.	.	5	5
99	Bronchitis ...	17	15	85	4	22	36	62	3	4	2	20	6	14	13	10	23
100-1	Pneumonia (all forms) ...	18	11	102	7	23	22	52	3	2	7	14	14	11	10	15	15
97-8 102-7	Other Diseases of Respiratory System ...	4	3	19	1	11	2	14	3	1	.	9	2	3	4	2	5
111	Ulcer of Stomach or Duodenum ...	1	1	10	1	4	3	8	.	.	1	1	3	1	6	2	1
113	Diarrhœa and Enteritis under 2 years ...	5	2	5	.	.	.	.	5	1	.	.	1	.	.	1	1
117	Appendicitis ...	.	.	7	1	1	1	3	1	.	.	2	1	2	.	.	1
122	Cirrhosis of the Liver ...	.	.	.	.	.	.	.	.	.	.	.	1	1	.	.	1
128-9	Acute and Chronic Nephritis ...	15	10	63	4	5	15	24	4	1	1	5	.	2	2	2	9
146	Puerperal Sepsis ...	.	1	5	1	3	.	4	1	.	.	.	2	.	.	.	2
143-5 147-50	Other Accidents and Diseases of Pregnancy and Parturition ...	1	1	10	.	.	3	3	.	1	.	2	1	1	.	.	4
150-161	Congenital Debility and Malformation: Premature Birth ...	9	14	43	1	10	7	18	8	5	2	3	5	1	4	8	15
165-174	Suicide ...	3	.	5	.	.	.	.	.	.	.	.	.	.	.	2	2
175-203	Other Deaths from Violence ...	7	2	37	4	5	3	12	1	.	2	7	6	1	9	2	5
—	Other Defined Diseases ...	156	68	795	56	140	113	309	19	9	16	126	116	41	118	122	200
204- 205	Causes ill-defined or Unknown ...	7	4	64	14	12	16	42	1	.	2	2	4	5	19	7	9
	Deaths under one year of age ...	20	29	114	8	15	20	43	16	7	5	18	19	13	10	17	30
	„ 65 years and upwards ...	232	95	1,081	82	209	199	490	23	11	21	160	154	68	141	146	252
	Uncertified Deaths ...	152	20	849	66	151	165	382	8	5	10	125	126	110	161	83	202
	Number of Births ...	568	441	2,961	175	361	446	982	131	70	77	453	335	264	311	372	602
	Population (Census 1926) ...	29,100	19,472	149,894	10,422	21,791	23,694	55,007	4,873	4,266	3,488	24,056	18,293	13,720	19,613	20,573	36,994

ABSTRACT VI—*continued*.—CAUSES OF DEATH, &c., during the year 1929 by ADMINISTRATIVE COUNTIES, DISTINGUISHING URBAN DISTRICTS AND SUPERINTENDENT REGISTRARS' DISTRICTS, wholly or partly Rural, arranged by Provinces.

International List Nos.	CAUSES OF DEATH, ETC.	MAYO COUNTY— <i>cont.</i>			ROSCOMMON COUNTY.				SLIGO COUNTY.				PROVINCE OF ULSTER, part of.		
		Rural S.R.D.	TOTAL	TOTAL	Rural S.R.D.'s.			TOTAL R.D.'s.	U.D.	Rural S.R.D.'s.			TOTAL R.D.'s.	TOTAL	TOTAL
					West-port.	U.D.'s.	R.D.'s.			Boyle.	Castlere.	Ros-common			
		(109)	(110)	(111)	(112)	(113)	(114)	(115)	(114)	(113)	(114)	(115)	(114)	(115)	(114)
	ALL CAUSES ...	331	154	1,908	230	357	613	1,200	127	132	532	222	886	288	4 177
1	Enteric Fever ...	.	.	2	1	.	2	3	.	.	1	.	1	.	12
2	Typhus ...	.	.	.	.	.	.	.	.	.	.	.	.	.	1
6	Small-pox ...	.	.	.	.	.	.	.	.	.	.	.	.	.	.
7	Measles ...	1	2	22	.	.	.	.	.	1	1	.	2	6	19
8	Scarlet Fever ...	.	.	.	.	.	.	.	.	.	1	1	2	.	2
9	Whooping-cough ...	2	2	2	2	1	18	21	.	.	3	1	4	3	20
10	Diphtheria ...	1	.	2	.	1	.	1	.	4	.	1	5	.	14
16	Dysentery ...	.	.	.	.	.	.	.	.	.	.	.	.	.	.
11	Influenza ...	19	2	66	20	6	18	44	1	5	23	10	38	14	323
23	Encephalitis Lethargica	1	.	1	.	.	.	.	.	.	1	.	1	.	1
24	Meningococcal Meningitis	.	.	.	.	.	1	1	.	.	.	.	.	1	3
31	Tuberculosis of Respiratory System ...	19	9	123	12	21	15	48	12	8	32	7	47	24	219
32-37	Other Tuberculosis ...	3	7	35	3	2	6	11	6	1	13	5	19	5	71
43-49	Cancer, Malignant Disease	13	6	125	14	23	44	81	15	12	37	16	65	19	261
51	Rheumatic Fever ...	2	1	5	1	2	2	5	.	2	3	1	6	2	8
57	Diabetes ...	1	.	20	1	2	5	8	.	.	3	1	4	3	14
74	Cerebral Hæmorrhage ...	6	2	30	4	11	13	28	8	1	10	1	12	10	184
87-90	Heart Disease ...	14	17	132	21	45	60	126	11	14	54	18	86	30	528
91b	Arterio-sclerosis ...	.	.	12	.	.	1	1	.	.	1	.	1	6	20
99	Bronchitis ...	13	9	99	6	27	30	63	3	7	14	8	29	11	264
100-1	Pneumonia (all forms) ...	21	12	100	8	18	20	46	7	3	29	5	37	17	245
97-8 102-7	Other Diseases of Respiratory System ...	4	4	29	2	8	7	17	4	1	9	24	34	4	69
111	Ulcer of Stomach or Duodenum ...	5	1	19	.	.	1	1	2	.	5	2	7	3	37
113	Diarrhœa and Enteritis under 2 years	.	6	3	1	.	.	1	4	2	2	1	5	3	16
117	Appendicitis ...	4	1	10	1	1	.	2	.	1	2	1	4	4	14
122	Cirrhosis of the Liver ...	1	.	4	.	.	1	1	2	.	.	.	.	.	7
128-9	Acute and Chronic Nephritis ...	4	6	24	8	12	16	36	6	7	11	7	25	11	122
146	Puerperal Sepsis ...	.	1	4	.	2	.	2	.	.	1	.	1	2	5
143-5 147-50	Other Accidents and Diseases of Pregnancy and Parturition ...	4	1	12	1	.	2	3	2	.	1	.	1	3	9
150-161	Congenital Debility and Malformation: Premature Birth ...	11	15	47	8	1	16	25	6	3	16	4	23	21	142
165-174	Suicide ...	2	.	6	.	1	3	4	.	.	2	.	2	.	9
175-203	Other Deaths from Violence ...	3	3	33	2	2	9	13	5	2	9	3	14	4	55
—	Other Defined Diseases ...	162	44	885	96	161	293	550	32	55	221	96	372	78	1,385
204-205	Causes ill-defined or Unknown ...	10	3	56	18	10	30	58	1	3	27	9	39	4	98
	Deaths under one year of age ...	23	28	125	16	6	37	59	17	5	27	12	44	36	246
	„ 65 years and upwards ...	197	55	1,118	121	230	381	732	46	84	313	138	540	111	2,379
	Uncertified Deaths ...	171	23	978	107	176	299	582	8	53	232	109	394	35	1,616
	Number of Births ...	446	278	2,783	300	440	686	1,426	247	178	513	225	916	466	4,756
	Population (Census 1926) ...	26,814	12,627	160,063	18,656	27,152	37,748	83,556	11,437	10,834	33,261	15,856	59,951	22,401	277,680

ABSTRACT VI—continued.—CAUSES OF DEATH, &c., during the year 1929, by ADMINISTRATIVE COUNTIES, DISTINGUISHING URBAN DISTRICTS AND SUPERINTENDENT REGISTRARS' DISTRICTS wholly or partly Rural, arranged by Provinces.

International List Nos.	CAUSES OF DEATH, ETC.	CAVAN COUNTY.						DONEGAL COUNTY.									
		Urban Districts.			Rural S.R.D.'s			TOTAL U.D.'s.	TOTAL R.D.'s.	Urban Districts.			Rural S.R.D.'s				
		Bel-turbet. (118)	Cavan. (118)	Coote-hill. (118)	Ballic-boro. (116)	Bawn-boy. (117)	Cavan. (118)			Bun-crana. (123)	Bun-doran. (119)	Letter-kenny. (124)	Bally-shannon. (119)	Done-gal. (120)	Dun-fanagby (121)	Glen-ties. (122)	Inish-owen. (123)
	ALL CAUSES	17	36	26	320	175	660	79	1,155	21	28	35	126	248	226	428	361
1	Enteric Fever	.	.	.	.	.	1	.	1	.	.	.	.	1	.	.	.
2	Typhus	.	.	.	.	.	.	.	.	.	.	.	.	.	.	.	.
6	Small-pox	.	.	.	.	.	.	.	.	.	.	.	.	.	.	.	.
7	Measles	.	.	1	1	.	6	1	7	3	.	.	.	.	.	.	6
8	Scarlet Fever	.	.	.	.	.	.	.	.	.	.	.	.	1	.	.	1
9	Whooping-cough	.	.	.	3	1	3	.	7	.	.	1	.	1	2	1	2
10	Diphtheria	.	.	.	4	.	2	.	6	.	.	.	.	.	.	.	5
16	Dysentery	.	.	.	.	.	.	.	.	.	.	.	.	.	.	.	.
11	Influenza	.	3	1	9	2	70	4	81	.	.	5	4	24	10	60	32
23	Encephalitis Lethargica	.	.	.	.	.	.	.	.	.	.	.	.	.	.	1	.
24	Meningococcal Meningitis	.	.	.	1	.	.	.	1	.	.	1	.	.	.	.	.
31	Tuberculosis of Respiratory System	1	1	3	10	9	28	5	47	2	3	1	3	14	9	30	24
32-37	Other Tuberculosis	.	1	.	9	3	9	1	21	.	.	1	5	7	6	4	4
43-49	Cancer, Malignant Disease	2	2	2	18	10	46	6	74	.	3	1	13	17	11	19	10
51	Rheumatic Fever	.	1	.	.	.	2	1	2	.	.	.	.	.	.	2	2
57	Diabetes	.	1	1	2	.	1	2	3	1	.	.	1	3	2	1	15
74	Cerebral Haemorrhage	.	2	1	8	5	23	3	36	1	1	.	6	9	3	18	15
87-90	Heart Disease	2	5	2	59	26	75	9	160	1	2	5	11	28	14	62	39
91b	Arterio-sclerosis	.	1	2	1	.	2	3	3	.	1	1	1	2	.	1	1
99	Bronchitis	2	2	1	24	18	43	5	85	1	1	.	5	8	9	19	11
100-1	Pneumonia (all forms)	1	4	.	15	5	52	5	72	3	2	1	6	7	14	16	27
97-8 102-7	Other Diseases of Respiratory System	.	.	.	3	4	7	.	14	.	.	.	2	5	5	8	6
111	Ulcer of Stomach or Duodenum	.	.	.	2	.	5	.	7	.	1	.	.	6	1	3	4
118	Diarrhoea and Enteritis under 2 years	.	.	.	.	.	3	.	3	.	.	1	.	.	.	.	2
117	Appendicitis	.	.	2	1	.	3	2	4	1	.	.	3	.	1	1	1
122	Cirrhosis of the Liver	.	.	.	1	1	2	.	4	.	.	.	1	.	.	1	.
128-9	Acute and Chronic Nephritis	2	2	2	8	2	21	6	31	.	.	1	1	16	8	19	4
146	Puerperal Sepsis	.	.	.	1	.	1	.	2	.	.	.	.	.	.	.	1
143-5 147-50	Other Accidents and Diseases of Pregnancy and Parturition	.	.	.	.	.	1	.	1	.	.	.	1	.	.	1	2
150-161	Congenital Debility and Malformation: Premature Birth	1	5	2	14	8	14	8	36	2	2	2	4	7	11	10	23
165-174	Suicide	.	.	.	.	.	2	.	2	.	.	.	.	1	.	3	1
175-203	Other Deaths from Violence	.	.	1	4	.	15	1	19	.	1	.	5	.	3	8	3
—	Other Defined Diseases	6	6	4	117	74	199	16	390	6	11	14	46	86	104	136	130
204-205	Causes Ill-defined or Unknown	.	.	1	5	7	24	1	36	.	.	.	8	5	13	4	7
	Deaths under one year of age	2	8	3	17	9	43	13	69	6	3	3	11	10	20	17	28
	„ 65 years and upwards	9	7	10	200	105	350	26	655	7	12	17	62	136	126	269	191
	Uncertified Deaths	2	1	2	105	102	262	5	459	4	8	7	37	85	142	199	188
	Number of Births	21	70	45	330	189	715	136	1,234	50	21	51	143	266	306	487	414
	Population (Census 1926)	1,307	3,060	1,532	21,473	12,232	42,848	5,899	76,553	2,309	1,339	2,308	7,509	16,552	14,252	30,081	22,726

ABSTRACT VI—continued.—CAUSES OF DEATH, &c., during the year 1929 by ADMINISTRATIVE COUNTIES, DISTRICTS WHOLLY OR PARTLY RURAL, ARRANGED IN ALPHABETICAL ORDER OF CAUSES OF DEATH, ETC.

CAUSES OF DEATH, ETC.	DONEGAL COUNTY— continued.					MONAGHAN COUNTY.									
	Rural S.R.D.'s.			TOTAL U.D.'s.	TOTAL R.D.'s.	Urban Districts.				Rural S.R.D.'s.				TOTAL U.D.'s.	TOTAL R.D.'s.
	Letter- kenny. (124)	Milford. (125)	Stran- orlar. (126)			Carrick- ma- cross. (127)	Castle- blay- ney. (128)	Clones. (129)	Mona- ghan. (130)	Carrick- ma- cross. (127)	Castle- blay- ney. (128)	Clones. (129)	Mona- ghan. (130)		
ALL CAUSES	233	230	303	84	2,155	31	31	35	28	167	219	153	328	125	867
Enteric Fever		1	2		4										
Typhus	1				1					1	1	1	4		7
Small-pox															
Measles	1		1	3	8	1	1						4	2	4
Scarlet Fever					2										
Whooping-cough	2	1	3	1	12		1	1							
Diphtheria					5									2	1
Dysentery											1	1	1		3
Influenza	13	11	15	5	149	1	1	1	2	7	27	7	32	5	73
Encephalitis Letargica					1				2						
Meningococcal Meningitis	1	1		1	2										
Tuberculosis of Respiratory System	14	12	27	6	133	1	3	4	5	4	11	10	14	13	39
Other Tuberculosis	5	6	1	1	33	1		1	1	4	2	1	5	3	12
Cancer, Malignant Disease	25	15	24	4	134	2	2	4	1	1	9	9	22	9	53
			1		5		1						1	1	1
			3	1	10						1				
Cerebral Haemorrhage	8	13	14	2	86	3	1	1		15	19	5	23	5	62
	26	33	32	8	245	3	6	3	1	27	34	28	33	13	123
Atherosclerosis	2		8	2	15		1								
	12	14	13	2	91		3		1		25	12	35	4	2
Stroke (all forms)	16	18	15	6	119	1	2	2	1	15	14	16	16	6	88
Diseases of Respiratory System	2	3	8		38			3	1		2	7	6	4	54
	4	3	3	1	24	1		1			1	2	2	2	17
	4	3	3	1	24	1		1			1	2	2	2	6
	2		4	1	8			2			2		1	2	5
	1	1		1	8		1						1	2	5
					2					1			2	1	2
					2										1
	5	10	9	1	72	3		1		6	7	3	3	4	19
					1			2		1			1	4	10
	1	1	1		7	1		1	1				1		2
	9	8	12	6	84	2	2		3	3	5	2	12	7	1
		1	1		6								1		
	3	4	2	1	23	1		1		2		5	1	2	8
	76	71	96	31	745	9	6	6	10	50	56	42	102	31	250
	4	3	8		52	1		1	1	2		3	5	3	10
	16	9	26	12	137	3	4	1	6	7	10	2	21	14	40
	130	147	165	36	1,226	12	12	16	9	99	121	100	178	49	498
	97	86	84	19	918	2	3	3	3	55	42	32	110	11	239
	295	277	426	122	2,614	34	32	64	78	199	206	147	356	208	908
	16,601	16,884	20,477	5,956	140,552	1,995	1,550	2,365	4,636	11,745	12,382	9,987	20,471	10,546	54,585

# Annual Report of the Registrar-General.

## INDEX TO SUPERINTENDENT REGISTRARS' DISTRICTS.

The following Index furnishes a reference to the NUMBER or NUMBERS of each Superintendent Registrar's District in Abstracts I and VI, in which the numbers run consecutively from 1 to 130. In Abstracts VII, VIII, IX and Rural parts of these areas are distinguished].

<p><b>A.</b></p> <p>Abbeyleix ... 11 Ardee ... 19 Athlone ... 30 Athy ... 6</p> <p><b>B.</b></p> <p>Ballicborough ... 116 Ballina ... 106 Ballinasloe ... 90 Ballinrobe ... 104 Ballymahon ... 16 Ballyshannon ... 116 Ballyvaghan ... 46 Balrothery ... 2 Baltinaglass ... 37 Bandon ... 47 Bantry ... 43 Bawnboy ... 117 Belmullet ... 104 Birr ... 21 Borrisokane ... 71 Boyle ... 110</p> <p><b>C.</b></p> <p>Caherciveen ... 64 Callan ... 9 Carlow ... 1 Carrickmacross ... 127 Carrick-on-Shannon ... 100 Carrick-on-Suir ... 80 Cashel ... 81 Castlebar ... 106 Castletown ... 128 Castlemagner ... 10 Castlemoyle ... 111 Castlerough ... 49 Castletown ... 112 Cavan ... 7 Celbridge ... 107 Claremorris ... 91 Clifden ... 82 Cloghreen ... 50 Clonakilty ... 12 Clones ...</p>	<p><b>D.</b></p> <p>Delvin ... 31 Dingle ... 120 Donegal ... 20 Drogheda ... 113 Dromore West ... 3, 5 Dublin ... 21 Dundalk ... 121 Dunfanaghy ... 85 Dungarvan ... 52 Dunmanway ... 22 Dunshaughlin ...</p> <p><b>E.</b></p> <p>Edenderry ... 28 Ennis ... 42 Enniscorthy ... 33 Ennistymon ... 43</p> <p><b>F.</b></p> <p>Fermoy ... 53</p> <p><b>G.</b></p> <p>Galway ... 92 Glennamaddy ... 93 Glenties ... 122 Glenties ... 34 Gorey ... 94 Gort ... 17 Guerrard ...</p> <p><b>H.</b></p> <p>Inishower ... 123</p>	<p><b>K.</b></p> <p>Kanturk ... 54 Kells ... 23 Kenmare ... 66 Kilkenny ... 11 Killadysert ... 44 Killarney ... 67 Kilmacthomas ... 86 Kilmallock ... 71 Kilrush ... 45 Kinsale ... 55</p> <p><b>L.</b></p> <p>Letterkenny ... 124 Limerick ... 72, 75 Lismore ... 87 Listowel ... 68 Longford ... 18 Loughrea ... 95</p> <p><b>M.</b></p> <p>Maerroom ... 56 Mallow ... 57 Manorhamilton ... 101 Middleton ... 58 Milford ... 125 Miltinstown ... 59 Mohill ... 102 Monaghan ... 130 Mount Bellew ... 96 Mountmellick ... 15 Mullingar ... 32</p> <p><b>N.</b></p> <p>Naas ... 8 Navan ... 24 Nenagh ... 77 Newcastle ... 73 New Ross ... 35</p>	<p><b>O.</b></p> <p>Oldcastle ... Oughterard ...</p> <p><b>P.</b></p> <p>Portumna ...</p> <p><b>R.</b></p> <p>Rathdown ... Rathfriland ... Rathkeale ... Roscommon ... Roscrea ...</p> <p><b>S.</b></p> <p>Scarriff ... Shillelagh ... Skibbereen ... Skull ... Sligo ... Stranorlar ... Swineford ...</p> <p><b>T.</b></p> <p>Thomastown ... Thurles ... Tipperary ... Tobercurry ... Trales ... Trim ... Tuam ... Tullamore ...</p> <p><b>U.</b></p> <p>Uringford ...</p> <p><b>W.</b></p> <p>Waterford ... Westport ... Wexford ...</p> <p><b>Y.</b></p> <p>Youghal ...</p>
--	--	---	--

### APPENDIX.

Table showing the number of Searches made, number of Certificates issued, and the total amounts in Fees for same at the General Register Office, Dublin, during the 66 years 1864-1929.

YEARS.	Number of Searches in the Registers.	Number of Certificates.	Amount received as Fees for Searches and Certificates.	YEARS.	Number of Searches in the Registers.	Number of Certificates.
1864	15	3	£ 1 10 6	1897	3,917	2,960
1865	41	20	4 12 0	1898	4,132	3,207
1866	55	34	7 0 0	1899	4,133	3,201
1867	46	26	5 12 0	1900	4,558	3,481
1868	69	42	9 13 0	1901	4,843	3,733
1869	80	34	8 15 0	1902	4,871	3,719
1870	93	54	11 10 0	1903	4,944	3,796
1871	112	67	14 6 6	1904	5,183	3,958
1872	120	76	15 14 0	1905	5,110	3,954
1873	100	106	21 14 0	1906	5,714	4,400
1874	166	107	22 6 6	1907	5,877	4,544
1875	244	166	33 15 0	1908	5,984	4,670
1876	270	135	36 16 0	1909	6,220	4,761
1877	312	202	42 14 0	1910	6,987	4,903
1878	391	286	55 15 0	1911	6,128	4,778
1879	522	399	78 0 0	1912	6,811	5,160
1880	753	596	114 7 0	1913	6,462	4,972
1881	743	583	111 8 6	1914	7,552	6,140
1882	852	638	129 11 0	1915	7,398	5,898
1883	1,036	773	149 1 6	1916	7,729	6,198
1884	1,254	966	185 3 0	1917	8,151	6,476
1885	1,412	1,116	212 8 0	1918	10,702	8,499
1886	1,527	1,173	225 7 4	1919	11,513	8,998
1887	1,693	1,307	251 7 0	1920	11,484	8,970
1888	1,778	1,404	266 9 0	1921	11,419	8,970
1889	1,986	1,561	297 4 6	1922	18,413	14,613
1890	2,448	2,042	383 2 9	1923	19,377	15,377
1891	2,815	2,297	433 1 6	1924	23,947	19,947
1892	3,209	2,734	489 17 0	1925	33,945	28,945
1893	3,559	2,733	532 2 2	1926	43,193	37,193
1894	3,492	2,478	512 7 0	1927	45,802	39,802
1895	3,432	2,418	508 8 0	1928	37,462	32,462
1896	4,046	3,703	10 6	1929	39,650	35,650

N.B.—The above figures do not include a large number of searches made and certificates issued, free of charge, in the various Registrar's Districts.