

Note:

Due to the nature of the scanning technology, no guarantee can be made regarding specific letter and number translations.

ANNUAL REPORT

OF THE

REGISTRAR-GENERAL

FOR THE YEAR

1927.

DUBLIN:

PUBLISHED BY THE STATIONERY OFFICE.

To be purchased through any Bookseller or directly from
EASON & SON, LTD., 40-41 LOWER SACKVILLE STREET, DUBLIN.

1928.

Price One Shilling and Ninepence, Net.

CONTENTS.

REPORT :—

INTRODUCTORY REMARKS	Page	vii
----------------------	-----	-----	-----	-----	-----	-----	-----	------	-----

GENERAL SUMMARY

Population, Marriages, Births and Deaths. Table I.	viii
EMIGRATION AND IMMIGRATION	viii

MARRIAGES :

Their Number and Proportion to the Population	viii
Number by each mode of celebration in the years 1917-1927. Table II.	ix
Civil Condition of Persons Married	ix
Signatures to Marriage Registers and Certificates	ix

BIRTHS :

Their Number and Proportion to the Population	ix
Birth-rate in Urban and Rural Areas	ix
Proportion of Illegitimate Births	ix
Number of Births by Quarters	x
Birth-rate in the Provinces	x
Multiple Births	x

DEATHS :

Their Number and Proportion to the Population	x
Death-rate in the Provinces and in Urban and Rural areas	x
Number and Proportion of Deaths registered during each Quarter	x
Deaths in Institutions	xi
Causes of Death—General Observations	xi
„ Deaths from all causes and from the Principal causes during the years 1917-27 with the respective rates per 100,000 of the Estimated Population, and the numbers and percentages of uncertified deaths. Table III.	xii-xiii
„ Observations on the Mortality from each of the principal causes	xiv-xxiii
Deaths from Tuberculous Disease. Table IV.	xv-xvii, xxxii-xxxiii
Deaths from Cancer during 1927, by Sexes, Ages, and Parts Affected. Table V.	xvii-xix
Deaths of Women from Diseases Caused by or Associated with Pregnancy or Child-bearing. Tables VI. and VII.	xxi-xxii, xxxii-xxxiii
Violent Deaths	xxiii
Uncertified Deaths	xxiii
Inquests	xxiii
Ages at Death	xxiii-xxiv

REPORT—Continued.	Page
Infant Mortality—General Observations	xxiv
" in Urban and Rural Districts	xxiv
" Deaths of Illegitimate Infants	xxv
" Deaths of all Infants per 1,000 Births, by causes during the years 1917-27. Table VIII.	xxvi
" Deaths of all Infants per 1,000 Births, by causes, ages and sexes during 1927. Table IX.	xxvii
" Deaths of all Infants per 1,000 Births from certain causes in Urban and Rural Areas. Table X.	xxviii
" Deaths of Infants relating to Urban and Rural areas by ages, also rates per 1,000 Births. Table XI.	xxix
" Deaths of Illegitimate Infants by causes and ages, also rates per 1,000 Illegitimate Births by age periods. Table XII.	xxx
" Deaths of Illegitimate Infants by ages registered in each County and County Borough. Table XIII.	xxxii
Rates per 1,000 of the Population represented by Marriages, Births, Deaths, and Deaths from certain causes, also Infant Mortality per 1,000 Births, in each County, County Borough, and Province. Table XIV.	xxxiii
Rates per 1,000 of the Population represented by Births and Deaths, and Deaths from certain causes, also Infant Mortality per 1,000 Births, in Urban and Rural Areas. Table XV.	xxxiii
METEOROLOGY	xxxiv

DIAGRAMS :

- No. 1. Average Annual Rates for Marriages, Births and Deaths by periods from 1864
to 1925, Facing page vii.
- No. 2. Marriage, Birth and Death Rates for each of the twenty years, 1908-1927, Facing page vii.
- No. 3. Number of Deaths from the Principal Causes in 1927, Facing page vii.
- No. 4. Death Rates from Tuberculosis in Saorstát Éireann, Northern Ireland, England
and Wales, and Scotland, during 1908-1927, Facing page xvi.
- No. 5. Death Rates from Cancer in Saorstát Éireann, Northern Ireland, England and
Wales, and Scotland, during 1908-1927, Facing page xvi.
- No. 6. Infant Mortality in Saorstát Éireann, Northern Ireland, England and Wales, and
Scotland, during 1908-1927, and in Urban and Rural Districts of Saorstát
Éireann during 1922-7, Facing page xvi

ABSTRACTS :—

Marriages, Births (distinguishing Illegitimate Births), and Deaths registered in each Province, County and County Borough in 1927, with the results arising from correction for Births and Deaths in Institutions	1
Marriages, Births (distinguishing Illegitimate Births) and Deaths in the Superintendent Registrar's Districts, in 1927, with the results arising from correction for Births and Deaths in Institutions	2-4
Marriages registered in each of the Provinces, Counties, and County Boroughs in 1927, distinguishing Roman Catholic from Marriages among other Denominations, and giving the total number registered in each quarter of the year; the Conjugal Condition of Persons Married; the Number of Minors and of those who signed the Registers by Marks	6-7
Births by sexes, and Deaths of Males and Females at different ages registered in 1927 relating to Provinces, Counties, and County Boroughs	8-10

ABSTRACTS :—*continued.*

		Page
Causes of Deaths of Males and of Females at different periods of life in 1927 ...		12-27
Causes of Death in 1927 by Sexes, Ages and Place of Occurrence		28
Death by Causes, in 1927, relating to each Administrative County and County Borough (as under), showing Sexes, Ages and Place of Occurrence :—		29-59
	Page	Page
Carlow	29	Kildare 32
Cavan	57	Kilkenny 33
Clare	42	Leitrim 53
Cork	43	Laoighis 34
Cork Co. Boro.' ...	44	Limerick 46
Donegal	58	Limerick Co. Boro.' 47
Dublin	30	Longford 35
Dublin Co. Boro.' ...	31	Louth 36
Galway	52	Mayo 54
Kerry	45	Meath 37
		Wexford 40
		Wicklow 41
Causes of Death by Administrative Counties during 1927, distinguishing Urban and Rural districts, arranged by Provinces, with the number of deaths under one year, at 65 years and upwards, the number of uncertified deaths, the number of births, and the population according to the Census of 1926		62-67
Population at each of the nine censuses, 1841-1926		68
Population by Sexes and Ages according to census of 1911		63
Population estimated in the middle of the years 1911-27		68
Index to Superintendent Registrars' Districts		69

APPENDIX :—

Number of Searches at the General Register Office during the years 1864-1927, with the amounts of Fees received	69
--	----

SAORSTAT EIREANN.

DIAGRAM No.1. Average Annual Rates for MARRIAGES, BIRTHS and DEATHS by periods from 1864 to 1925.

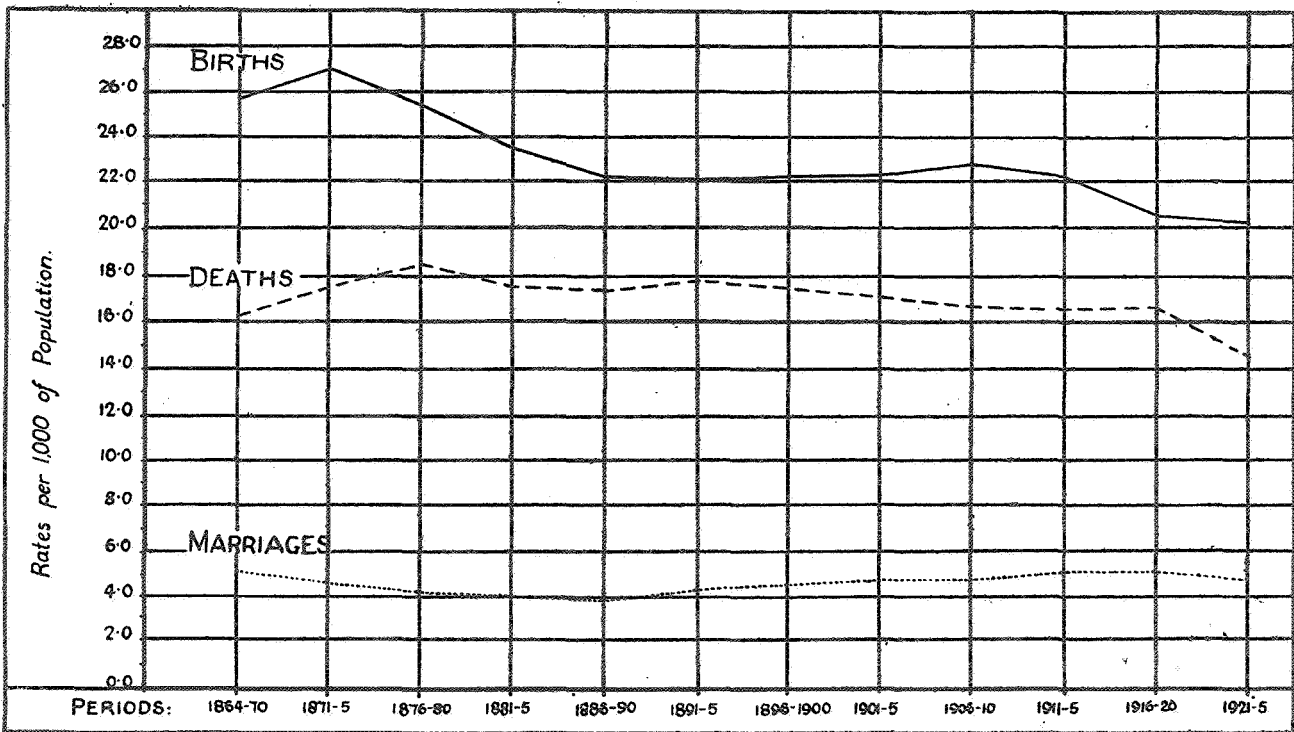


DIAGRAM No.2. MARRIAGE, BIRTH, and DEATH Rates for each of the Twenty years 1908-1927.

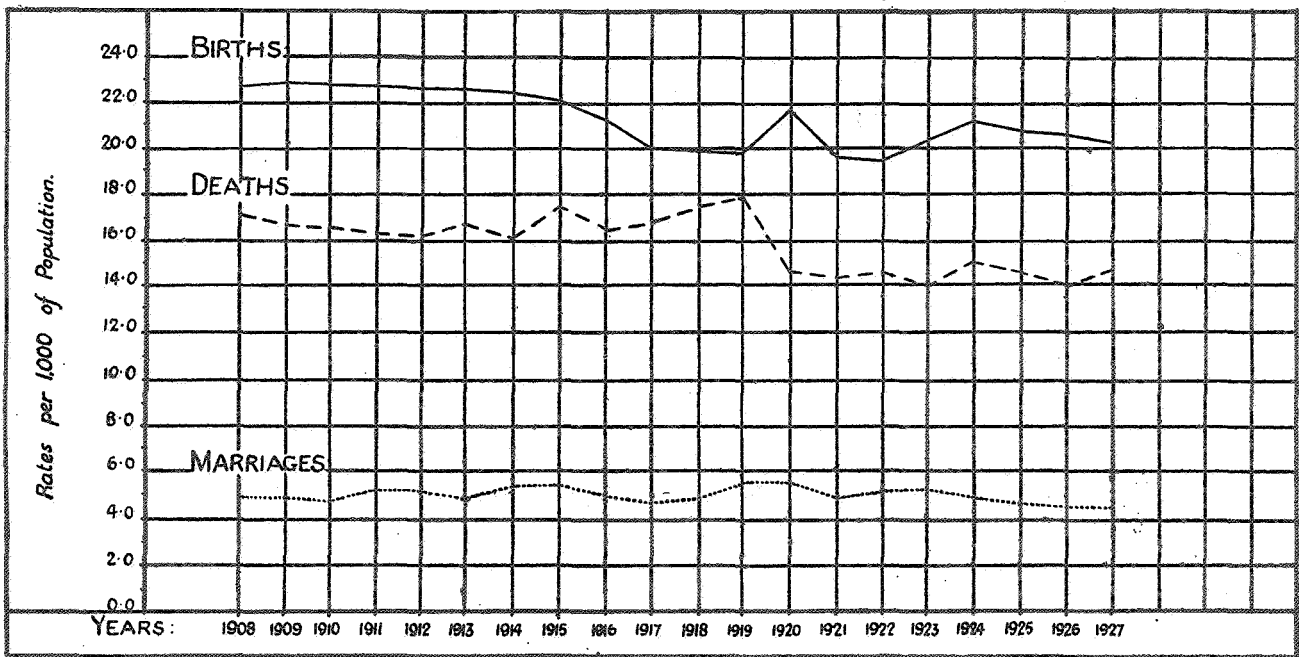
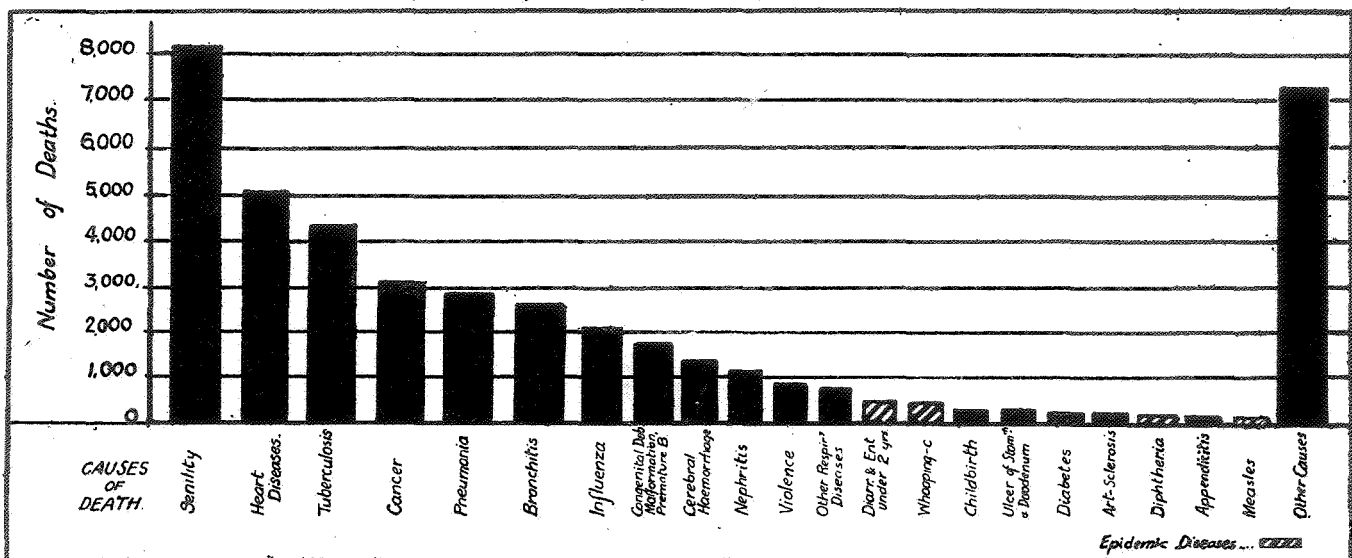


DIAGRAM No.3. Number of Deaths from Twenty-one Principal CAUSES and from all Other Causes, in 1927.



REPORT OF THE REGISTRAR-GENERAL FOR THE YEAR 1927.

TO THE MINISTER FOR LOCAL GOVERNMENT AND PUBLIC HEALTH.

The general arrangement of the Report is similar to that of the Reports for each year since 1923, when the Births and Deaths shown for the various administrative areas were first corrected for those occurring in institutions. An additional feature of this Report is the insertion of a series of diagrams illustrating the more salient features of Vital Statistics.

GENERAL SUMMARY.

During 1927 there were decreases in the numbers of marriages and births registered, and in the net number of emigrants returned, and an increase in the number of deaths registered, as compared with the preceding year.

The marriages registered during the year numbered 13,418, being 152 less than the number in 1926.

Sixty thousand and fifty-four births were registered, showing a reduction of 1,122 as compared with the preceding year.

The number of deaths was 43,677, being 1,937 more than the number for 1926.

As in 1926, deaths from tuberculosis again declined, so that the number, 4,301, is the lowest ever recorded.

Cancer, on the other hand, continues to increase, the deaths in 1927 numbering 3,113, which is the highest number ever yet registered in one year from this disease.

To heart diseases 5,031 deaths were attributed. This number is higher than in any of the last ten years, and is 375 above the number registered in 1926.

Deaths from both bronchitis and pneumonia also increased, those from bronchitis numbering 2,610, or 177 above the number recorded in 1926, and those from pneumonia, 2,833, or 519 above the number registered in 1926.

The infant mortality in 1927 for the entire area was 71 per 1,000 births, which was 3 per 1,000 below the rate for 1926, viz., 74 per 1,000. The rate for rural areas was 56 per 1,000, and for urban areas 99 per 1,000 births.

TABLE I.—Showing for each of the years 1917-27 the estimated Population; * the number of MARRIAGES, BIRTHS and DEATHS registered, with the rates per 1,000 of the estimated Population represented thereby; and the averages for the ten years, 1917-1926; also particulars relating to Northern Ireland for the year 1927.

YEARS.	*Estimated Population in the middle of each year.	Numbers Registered.			Rate per 1,000 of Estimated Population.			
		Marriages.	Births.	Deaths.	Marriages.	Births.	Deaths.	
1917	3,065,000	14,201	61,421	51,713	4·63	20·04	16·87	
1918	3,066,000	14,773	61,092	53,682	4·82	19·93	17·51	
1919	3,102,000	17,201	61,829	55,776	5·55	19·93	17·98	
1920	3,103,000	17,276	67,015	45,521	5·57	21·60	14·67	
1921	3,096,000	15,102	61,010	44,537	4·88	19·71	14·39	
1922	3,022,000	15,141	58,849	44,547	5·01	19·47	14·74	
1923	3,014,000	15,632	61,690	42,217	5·19	20·47	14·01	
1924	3,005,000	14,822	63,402	45,180	4·93	21·10	15·03	
1925	2,985,000	13,820	62,069	43,650	4·63	20·79	14·62	
1926	2,969,000	13,570	61,176	41,740	4·57	20·60	14·05	
Yearly Average, 1917-1926 ...	3,043,000	15,154	61,955	46,856	4·98	20·36	15·39	
1927	2,957,000	13,418	60,054	43,677	4·54	20·31	14·77	
NORTHERN IRELAND, 1927.								
1927	1,251,000	7,175	26,676	18,216	5·74	21·32	14·56	

* See page 68.

EMIGRATION AND IMMIGRATION.

The returns furnished by the Department of Industry and Commerce (Statistics Branch) show the number of emigrants to "places out of Europe and not within the Mediterranean Sea" during the year 1927 as 27,309 and the number of immigrants as 2,084, resulting in a net migration of 25,225 persons in 1927. The 27,309 persons include 23,947 bound for the United States, 1,815 for British North America, 1,036 for Australia, 132 for New Zealand, 106 for British South Africa, 87 for India, and 186 for other countries.

The number of emigrants in 1926 was 30,359, of whom 26,367 left for the United States. The net migration was 28,376 persons.

MARRIAGES.

Marriages registered during the year 1927 numbered 13,418, being equivalent to a rate of 4·54 per 1,000 of the estimated population; this rate is 0·03 below that for the previous year, and 0·44 below the average for the ten years, 1917-26.

Of the 13,418 marriages, 12,501 were of Roman Catholics, as compared with 12,600 in 1926, the remaining marriages numbering 917, as against 970 in 1926. Included in the 917 marriages are 612 celebrated according to the rites and ceremonies of the Church of Ireland, as against 672 in 1926; 163 as compared with 144 in 1926, were in Presbyterian Meeting-houses; 52 as against 48 in 1926 in "Registered Buildings" belonging to various religious denominations; 73 by civil contract in the Registrars' offices, as against 87 in 1926; 5 were according to the usages of the Society of Friends; and 12 as compared with 18 in 1926, were according to the Jewish rites.

The rate per 1,000 of the estimated Roman Catholic population represented by the number of marriages of Roman Catholics was 4·56, or 0·46 below the corresponding average rate for the preceding ten years, and the rate for other marriages was equivalent to 4·19 per 1,000 of all persons other than Roman Catholics in the population, this rate being 0·37 below the corresponding average rate for the ten years, 1917-26.

TABLE II.—MARRIAGES registered in 1927, and in each of the previous ten years, according to the MODES OF CELEBRATION; with the rate per 1,000 of the population represented thereby.

YEARS.	Marriages registered other than Roman Catholic.							Roman Catholic Marriages.	Total Marriages Registered.	Rate per 1,000 of estimated corresponding Population represented by		
	According to the Rites of the Church of Ireland.	In Registered Presbyterian Meeting-houses.	In Registered Buildings.	In the Registrars' Offices.	Society of Friends	Jews.	Total.			Marriages, other than Roman Catholic.	Roman Catholic Marriages	Total Marriages.
1917 ...	995	199	80	93	3	11	1,381	12,820	14,201	4·32	4·67	4·63
1918 ...	1,064	196	79	119	1	10	1,469	13,304	14,773	4·60	4·84	4·82
1919 ...	1,125	239	99	117	3	9	1,592	15,609	17,201	4·93	5·62	5·55
1920 ...	1,140	205	96	161	—	19	1,621	15,655	17,276	5·01	5·63	5·57
1921 ...	970	180	88	155	—	9	1,402	13,700	15,102	4·35	4·94	4·88
1922 ...	856	154	78	127	—	11	1,226	13,915	15,141	4·95	5·02	5·01
1923 ...	752	154	53	83	5	9	1,056	14,576	15,632	4·38	5·26	5·19
1924 ...	709	143	54	65	1	15	987	13,835	14,822	4·21	4·99	4·93
1925 ...	671	112	70	54	2	14	923	12,897	13,820	4·07	4·68	4·63
1926 ...	672	144	48	87	1	18	970	12,600	13,570	4·41	4·58	4·57
Yearly Average 1917-1926	895	173	75	106	1	13	1,263	13,891	15,154	4·56	5·02	4·98
1927 ...	612	163	52	73	5	12	917	12,501	13,418	4·19	4·56	4·54

It will be found from the figures given in the Abstract of Marriages, pages 6-7, that 91·6 per cent. of the total marriages were those of bachelors and spinsters; that 5·2 per cent. were those of widowers and spinsters; that 2·1 per cent. were marriages of bachelors and widows; and that those of widowers and widows formed 1·1 per cent. of the total marriages. Thus, of the men married 6·3 per cent. were widowers, and of the women 3·2 per cent. were widows, or in 84 instances in every 1,000 marriages, one or both of the contracting parties had been in the married state before.

In the year 1927 there were 13,147 or 98·0 per cent. of the husbands, and 13,251 or 98·8 per cent. of the wives, who wrote their names, and the remainder signed by "mark."

Table XIV supplies the rates per 1,000 of the population represented by marriages in the provinces, counties and county boroughs.

BIRTHS.

The number of births registered during the year 1927 was 60,054 (boys 30,606 and girls 29,448) equivalent to 20·31 per 1,000 of the estimated population, this rate being 0·05 below the average of the ten years, 1917-26.

The rate represented by the births registered in Northern Ireland was 21·3 per 1,000 of the estimated population; in England and Wales, 16·6; and in Scotland, 19·8.

For the combined county boroughs and urban districts in Saorstát Éireann, the rate per 1,000 of the population during the year 1927 was 23·9, and for all rural districts it was 18·8 (Table XV).

In 1927 the proportion of male infants born alive in Saorstát Éireann to every 1,000 females was 1,039; this ratio indicates a notable reduction as compared with the ratios of previous years, that of 1926 having been 1,053, while in 1925 the ratio was 1,052; in 1924, 1,066; in 1923, 1,065; in 1922, 1,065; in 1921, 1,056; and in 1920 it was 1,067.

Of the 60,054 births registered during the year 58,296 or 97·1 per cent. were legitimate, and 1,758, or 2·9 per cent. were illegitimate.

For the province of Leinster illegitimacy in 1927 amounted to 3·5 per cent. of the total number of births for that province; Munster 2·8 per cent.; Connaught 1·4 per cent., and Ulster (part of) 3·8 per cent., as compared with 3·4 per cent., 2·9 per cent., 1·3 per cent., and 2·8 per cent. respectively, in 1926.

The male children born in wedlock numbered 29,714 and the female 28,582 or 1,040 of the former to every 1,000 of the latter, and of the illegitimate children 892 were males and 866 females, or 1,030 boys to every 1,000 girls.

It should be stated that the illegitimate birth-rate for Saorstát Éireann compares favourably with that for most other countries.

The following statement shows the total number of infants, by sexes, whose births were registered during each quarter of 1927 :—

—	1st Quarter.	2nd Quarter.	3rd Quarter.	4th Quarter.	Total.
Males	7,526	8,138	7,777	7,165	30,606
Females	7,366	7,696	7,525	6,861	29,448
Total	14,892	15,834	15,302	14,026	60,054

Of the total births 51·2 per cent. were registered in the first six months (181 days) and 48·8 per cent. in the second six months (184 days).

For the province of Leinster the birth-rate was 21·61 per 1,000 of the population (Census 1926); for Munster 19·99; for Connaught 18·68, and for Ulster (part of) 18·33.

MULTIPLE BIRTHS.

The number of twin births registered during the year 1927 was 706 and the number of triplet births 8. The twin births were 1·18 per cent. of the total births, 1·20 per cent. of the single births and 1·19 per cent. of the total mothers, the respective percentages in the preceding year being 1·25, 1·28, and 1·26.

The infants born in wedlock (58,296) as registered in 1927, include 689 twins, a number equivalent to 1·20 per cent. of the 57,591 married mothers, and 8 triplets, while the illegitimate infants (1,758) include 17 twins, equivalent to 0·98 per cent. of the 1,741 unmarried mothers.

Of the 1,436 infants born alive resulting from multiple births, 735 were males and 701 females.

DEATHS.

The deaths registered during the year 1927 numbered 43,677, affording a rate of 14·77 per 1,000 of the estimated population. The deaths of males amounted to 21,812, or 14·55 per 1,000 of the estimated male population, the deaths of females numbering 21,865, equivalent to 15·00 per 1,000 of the estimated female population.

The mortality from all causes in 1927 is 0·72 per 1,000 above that for 1926, but 0·62 per 1,000 below the average for the ten years 1917-26.

The death rate from all causes for Northern Ireland was 14·6 per 1,000, for England and Wales, 12·3 per 1,000 and for Scotland, 13·5 per 1,000.

Table XIV. gives the rates from all causes by provinces, counties and county boroughs.

From this it will be seen that the rate for the province of Leinster was 15·72 per 1,000 of the population of the province, for Munster 14·45 per 1,000, for Connaught 13·38 per 1,000 and for Ulster (part of) 14·01 per 1,000. The rates for counties and county boroughs varied from 12·83 for Mayo county, to 17·77 for Wexford county.

For urban areas (county boroughs and urban districts) the mortality from all causes in 1927 was 15·88 per 1,000 of the population and for the rural districts 14·31 per 1,000 (Table XV.).

The following statement shows, by sexes, the number of deaths of persons registered during each quarter of the year 1927.

—	1st Quarter.	2nd Quarter.	3rd Quarter.	4th Quarter.	Total.
Males	6,597	5,938	4,376	4,901	21,812
Females	6,813	5,878	4,275	4,899	21,865
Total	13,410	11,816	8,651	9,800	43,677

Of the total deaths 25,226, or 57·8 per cent., were recorded during the first six months and 18,451, or 42·2 per cent., in the second six months.

The annual rate per 1,000 of the population represented by deaths registered in the first quarter of the year was 18·1; in the second quarter, 16·0; in the

third, 11·7; and in the fourth, 13·3, as compared with 18·5, 16·3, 12·3, and 14·5, respectively, for the first, second, third and fourth quarters of the ten years, 1917-26.

DEATHS IN INSTITUTIONS.

The Abstract commencing on page 28 gives particulars relating to deaths by certain causes in institutions, and for each county and county borough. Of the 43,677 deaths, 3,389, or 7·7 per cent. took place in general and special hospitals, 1,125, or 2·6 per cent. in mental hospitals, 6,369, or 14·6 per cent. in county homes and hospitals or in workhouse hospitals, county infirmaries and district hospitals, and 32,794 occurred elsewhere.

CAUSES OF DEATH.

In the table which follows, the numbers of deaths from some of the principal diseases are shown for the years 1926 and 1927, also the averages for the ten years, 1917-1926.

CAUSES.	Number of Deaths registered			CAUSES.	Number of Deaths registered		
	Years.		Average 10 years 1917-26		Years.		Average 10 years 1917-26
	1927.	1926.			1927.	1926.	
Enteric Fever ...	98	126	143	Tuberculous Disease ...	4,301	4,362	5,164
Typhus ...	11	8	20	Cancer ...	3,113	3,021	2,710
Measles ...	175	519	282	Heart Disease ...	5,031	4,656	4,756
Scarlet Fever ...	81	134	82	Bronchitis ...	2,610	2,433	3,341
Whooping-cough	448	258	414	Pneumonia ...	2,833	2,314	2,737
Diphtheria ...	218	197	259	Diarrhoea and Enteritis under two years of age ...	493	815	632
Dysentery ...	13	6	15	Puerperal Septic Diseases ...	77	115	107
Influenza ...	2,099	654	2,294	Other Accidents and Diseases of Pregnancy and Childbirth ...	194	184	196
Encephalitis Lethargica ...	57	43	24				
Meningococcal Meningitis ...	12	17	24				

The total number of deaths registered in 1927 is 1,937 more than the number registered in 1926. The causes which contributed increases, as will be seen from the above table, were influenza, with an increase of 1,445; pneumonia, with an increase of 519; heart disease, increase 375; whooping-cough, increase 190; bronchitis, increase 177; cancer, increase 92; diphtheria, increase 21; encephalitis lethargica, increase 14; other accidents and diseases of pregnancy and childbirth, increase 10; dysentery, increase 7; and typhus, increase 3.

On the other hand, the following diseases caused fewer deaths in 1927 than in 1926:—measles (decrease 344); diarrhoea and enteritis of children under 2 years (decrease 322); tuberculosis (decrease 61); scarlet fever (decrease 53); puerperal sepsis (decrease 38); enteric fever (decrease 28); and meningococcal meningitis (decrease 5).

A comparison of these two groups shows that a considerable decrease occurred among the principal epidemic diseases* as a whole, so that the increase in the total number of deaths was chiefly due to influenza, and heart and respiratory diseases.

The rates per 1,000 of the population represented by the deaths from the principal epidemic diseases* are shown in Table XIV., which gives the information by provinces, counties and county boroughs; from this table it will be seen that the rate in all areas in 1927 was 0·52 per 1,000 of the population, the rates varying from 0·11 per 1,000 for Cavan county; 0·14 per 1,000 for Meath county, 0·16 per 1,000 for Kildare county, and 0·17 per 1,000 for Sligo county to 1·59 per 1,000 for Dublin county borough, 0·84 per 1,000 for Louth county, 0·79 per 1,000 for Waterford county borough, and 0·72 per 1,000 for Dublin county.

Table XV. shows that the mortality rate from this group of causes for all urban areas (county boroughs and urban districts) was 0·98 per 1,000 of the population, being approximately 3 times the rate for rural districts—0·33 per 1,000.

* See note (*) on p. xxxii.

TABLE III.—Showing the number of Deaths from all Causes, from some of the eleven years, 1917-1927, with the average Annual Number for the ten years, by the number of Deaths from these causes, and the percentage of Uncertified year 1927.

NOTE.—The Classification of Causes of Death adopted for 1921-7 is in accordance with the International as far as possible, in order to afford comparison with those for 1921-7. The numbers in brackets

YEAR.	Total Number of Deaths.	Enteric Fever (1)	Typhus (2)	Small-pox (6)	Measles (7)	Scarlet Fever (8)	Whooping-cough (9)	Diphtheria (10)	Dysentery (16)	Influenza (11)	Encephalitis Lethargica (23)	Meningococcal Meningitis (including Cerebro-spinal Fever), (24)	Tuberculosis of the Respiratory System (31)	Other Tuberculosis (32-7)	Cancer, Malignant Disease (43-9)	Diabetes (57)	Cerebral Haemorrhage (74)
(1). NUMBER																	
SAORSTÁT																	
1917 ...	51,713	191	38	—	372	74	375	187	17	1,004	—	44	5,320	1,346	2,633	252	1,500
1918 ...	53,682	190	29	—	437	56	499	152	12	6,788	—	46	5,142	1,350	2,618	209	1,287
1919 ...	55,776	132	24	—	99	64	287	185	29	7,468	4	25	4,532	1,307	2,672	209	1,438
1920 ...	45,521	180	30	—	227	109	795	378	18	696	17	21	3,975	1,147	2,588	235	1,375
1921 ...	44,537	140	17	—	141	110	216	461	27	648	31	23	3,864	960	2,609	215	1,263
1922 ...	44,547	96	18	—	458	73	201	401	9	1,812	19	11	3,694	920	2,523	239	1,303
1923 ...	42,217	142	19	—	171	66	454	285	15	621	16	17	3,524	944	2,730	224	1,365
1924 ...	45,180	123	5	—	198	65	621	186	4	2,073	55	28	3,692	890	2,903	212	1,329
1925 ...	43,650	105	9	—	198	70	429	158	13	1,171	51	12	3,667	1,006	2,801	222	1,312
1926 ...	41,740	126	8	—	519	134	258	197	6	654	43	17	3,369	993	3,021	226	1,339
Average—ten years 1917-26	46,856	143	20	—	282	82	414	259	15	2,294	24	24	4,078	1,086	2,710	224	1,351
1927 ...	43,677	98	11	—	175	81	448	218	13	2,099	57	12	3,409	892	3,113	232	1,363
NORTHERN																	
1927 ...	18,216	44	2	—	22	46	220	85	1	745	28	8	1,300	467	1,477	120	1,087
(2). RATES PER 100,000 OF																	
SAORSTÁT																	
1917 ...	1,687.2	6.2	1.2	—	12.1	2.4	12.2	6.1	0.6	32.8	—	1.4	173.6	43.9	85.9	8.2	48.9
1918 ...	1,750.9	6.2	1.0	—	14.3	1.8	16.3	5.0	0.4	221.4	—	1.5	167.7	44.0	85.4	6.8	42.0
1919 ...	1,798.1	4.3	0.8	—	3.2	2.1	9.3	6.0	0.9	240.7	0.1	0.8	146.1	42.1	86.1	6.7	46.4
1920 ...	1,467.0	5.8	1.0	—	7.3	3.5	25.6	12.2	0.6	22.4	0.5	0.7	128.1	37.0	83.4	7.6	44.3
1921 ...	1,438.5	4.5	0.5	—	4.6	3.6	7.0	14.9	0.9	20.9	1.0	0.7	124.8	31.0	84.3	6.9	40.8
1922 ...	1,474.1	3.2	0.6	—	15.1	2.4	6.6	13.3	0.3	60.0	0.6	0.4	122.2	30.4	83.5	7.9	43.1
1923 ...	1,400.7	4.7	0.6	—	5.7	2.2	15.1	9.5	0.5	20.6	0.5	0.6	116.9	31.3	90.6	7.4	45.3
1924 ...	1,503.5	4.1	0.2	—	6.6	2.2	20.7	6.2	0.1	69.0	1.8	0.9	122.9	29.6	96.6	7.1	44.2
1925 ...	1,462.3	3.5	0.3	—	6.6	2.3	14.4	5.3	0.4	39.2	1.7	0.4	122.9	33.7	93.9	7.4	44.0
1926 ...	1,405.9	4.2	0.3	—	17.5	4.5	8.7	6.6	0.2	22.0	1.5	0.6	113.5	33.4	101.7	7.6	45.1
Average—ten years, 1917-26	1,538.8	4.7	0.7	—	9.3	2.7	13.6	8.5	0.5	74.9	0.8	0.8	133.9	35.6	89.1	7.4	44.4
1927 ...	1,477.1	3.3	0.4	—	5.9	2.7	15.2	7.4	0.4	71.0	1.9	0.4	115.3	30.2	105.2	7.8	46.1
NORTHERN																	
1927 ...	1,456.1	3.5	0.2	—	1.8	3.7	17.6	6.8	0.1	59.6	2.2	0.6	103.9	37.3	118.1	9.6	86.9

Principal Causes, and the number of Uncertified Deaths registered during each of the 1917-1926; (2) the Respective Rates per 100,000 of the estimated Population represented Deaths to Deaths from All Causes; also particulars relating to Northern Ireland for the

Nomenclature as revised in 1920. The figures given in the Reports for the years 1917-20 have been adjusted, below, indicate the position of the Causes of Death in the International List.

Heart Disease (87-90)	Arterio-sclerosis (91b)	Bronchitis (99)	Pneumonia (all Forms) (100-101)	Other Diseases of the Respiratory System (97-8, 102-7)	Ulcer of the Stomach or Duodenum (111)	Diarrhoea and Enteritis under 2 years of age (113)	Appendicitis (117)	Cirrhosis of the Liver (122)	Acute and Chronic Nephritis (128-9)	Puerperal Sepsis (146)*	Other Accidents and Diseases of Pregnancy and Parturition (143b-5, 147-50)*	Congenital Debility and Malformation, Premature Birth (159-161)	Violent Deaths.		Other Defined Diseases	Causes ill-defined or unknown (204-5)	Uncertified Deaths	YEAR.
													Suicide (165-74)	Other Deaths from Violence (175-203)				

OF DEATHS.

ÉIREANN.

5,255	127	4,544	2,702	837	233	697	150	138	1,208	101	197	2,069	53	1,199	17,515	1,340	14,366	1917
4,603	119	3,761	3,928	726	240	610	133	130	1,111	93	202	1,902	65	926	15,079	1,239	12,319	1918
5,020	149	4,355	3,601	802	222	634	121	113	1,124	96	195	1,953	83	881	16,565	1,387	14,610	1919
4,591	137	3,516	2,626	701	204	571	161	109	1,065	122	204	1,987	61	1,218	15,246	1,211	12,352	1920
4,427	152	3,013	2,303	678	201	883	139	118	1,024	108	194	1,752	79	2,031	14,725	1,985	12,098	1921
4,609	147	3,345	2,792	714	216	443	147	98	996	118	215	1,580	65	1,366	14,320	1,599	11,750	1922
4,643	150	2,866	2,102	681	267	513	164	94	1,043	117	180	1,658	74	1,315	14,117	1,640	11,417	1923
4,792	202	2,926	2,667	763	292	515	159	88	1,062	102	201	1,879	96	833	14,782	1,437	12,208	1924
4,965	197	2,654	2,338	737	270	640	156	90	1,128	105	186	1,783	88	728	14,914	1,447	11,733	1925
4,656	221	2,433	2,314	666	264	815	189	113	1,145	115	184	1,841	97	792	13,745	1,240	10,577	1926
4,756	160	3,341	2,737	731	241	632	152	109	1,090	107	196	1,840	76	1,129	15,101	1,452	12,343	Average 1917-1926
5,031	230	2,610	2,833	684	271	493	185	106	1,117	77	194	1,698	96	749	14,066	1,016	10,916	1927

IRELAND.

2,529	204	1,108	1,253	259	132	303	107	28	457	48	80	857	80	398	4,579	142	1,747	1927
-------	-----	-------	-------	-----	-----	-----	-----	----	-----	----	----	-----	----	-----	-------	-----	-------	------

THE ESTIMATED POPULATION.

ÉIREANN.

171.5	4.2	148.3	88.2	27.3	7.6	22.7	4.9	4.5	39.3	3.3	6.4	67.5	1.7	39.1	571.5	43.7	27.8	1917
150.1	3.9	122.7	128.1	23.7	7.8	19.9	4.3	4.3	36.2	3.0	6.6	62.0	2.1	30.2	491.8	40.4	22.9	1918
161.8	4.8	140.4	116.1	25.9	7.2	20.4	3.9	3.6	36.2	3.1	6.3	63.0	2.7	28.4	534.0	44.7	26.2	1919
148.0	4.4	113.3	84.6	22.6	6.6	18.4	5.2	3.5	34.3	3.9	6.6	64.0	2.0	39.3	491.3	39.0	27.1	1920
143.0	4.9	97.3	74.4	21.9	6.5	23.5	4.5	3.8	33.1	3.5	6.3	56.6	2.5	65.6	475.6	64.1	27.2	1921
152.5	4.9	110.7	92.4	23.6	7.1	14.7	4.9	3.2	33.0	3.9	7.1	52.3	2.2	45.2	473.9	52.9	26.4	1922
154.0	5.0	95.1	69.7	22.6	8.9	17.0	5.4	3.1	34.6	3.9	6.0	55.0	2.5	43.6	468.4	54.4	27.0	1923
159.5	6.7	97.4	88.8	25.4	9.7	17.1	5.3	2.9	35.3	3.4	6.7	62.5	3.2	27.7	491.9	47.8	27.0	1924
166.3	6.6	88.9	78.3	24.7	9.0	21.5	5.2	3.0	37.8	3.5	6.3	59.7	3.0	24.4	499.6	48.5	26.9	1925
156.8	7.4	81.9	77.9	22.4	8.9	27.5	6.4	3.8	38.6	3.9	6.2	62.0	3.3	26.7	463.0	41.8	25.3	1926
156.4	5.3	109.6	89.8	24.0	7.9	20.8	5.0	3.6	35.8	3.5	6.4	60.5	2.5	37.0	496.1	47.7	26.4	Average 1917-1926
170.1	7.8	88.3	95.8	23.1	9.2	16.7	6.3	3.6	37.8	2.6	6.5	57.4	3.2	25.3	475.8	34.4	25.0	1927

IRELAND.

202.2	16.3	88.6	100.2	20.7	10.6	24.2	8.6	2.2	36.5	3.8	6.4	68.5	6.4	31.8	365.8	11.4	9.6	1927
-------	------	------	-------	------	------	------	-----	-----	------	-----	-----	------	-----	------	-------	------	-----	------

* Deaths from Phlegmasia Alba Dolens and Puerperal Embolism were formerly included with deaths from Puerperal Sepsis, i.e., in the Annual Reports for the years 1917-1925. They are in the above table included with deaths from other diseases of Parturition.
† Per cent. of total deaths.

ENTERIC FEVER.—There were 98 deaths from enteric fever (of males 60 and of females 38), including one from paratyphoid fever, recorded during the year 1927. This is 28 below the number recorded in 1926, and 45 below the average (143) for the ten years 1917–26. Eighteen deaths appertained to urban areas and 80 to rural (see abstract commencing on page 60).

TYPHUS.—Eleven deaths from typhus were registered, as against 8 in 1926 and an average of 20. Of the 11 deaths in 1927, 5 were those of males and 6 of females.

SMALL-POX.—No deaths from small-pox occurred during the year, nor during any of the preceding ten years.

MEASLES.—One hundred and seventy-five deaths were caused by measles (90 of males and 85 of females). This number only amounts to one-third of the number (519), recorded during the preceding year, and is 107 below the average for the ten years, 1917–26, viz., 282. Of the 175 deaths, 129 were those of children under 5 years of age, including 74 under 2 years.

SCARLET FEVER.—Deaths from this disease amounted to 81 during the year 1927, as compared with 134 in 1926, and an average of 82 for the ten years ending with the latter year. Of the 81 deaths, 43 were those of males and 38 of females.

WHOOPING-COUGH.—Deaths from whooping-cough numbered 448. This number closely approaches the average (414) for the preceding 10 years, but as the mortality from this disease, as from all epidemic diseases, fluctuates between wide extremes from year to year, it differs considerably from the numbers of previous individual years. Thus, in 1920, there were 795 deaths from whooping-cough, but in 1921, the number fell to 216, and further declined in 1922 to 201, but in 1923 the number again rose, reaching 454, and still further in 1924, to 621, falling, however, in 1925, when the number was 429, and again in 1926, when it was 258.

Of the 448 deaths (of males 211 and of females 237) 416 were those of children under 5 years of age, 204 of the latter being infants under one year of age.

The deaths recorded for urban areas numbered 263 and for rural areas 185; in 1926 these numbers were 117 and 141 respectively, so that the increase in 1927 over 1926 occurred largely in urban districts, the increase in those districts being 125 per cent., while in rural districts it was only 31 per cent.

DIPHTHERIA.—The number of deaths from this disease (218) is 21 above the number registered during 1926, but 41 below the average (259) for the ten years 1917–26. The deaths in 1927 comprise 107 of males and 111 of females; of the total number, 117 deaths were those of children under 5 years of age and 68 were between 5 and 10 years, so that 185 or 85 per cent. of all the deaths from diphtheria were those of children under ten years of age.

DYSENTERY.—To this cause 13 deaths were attributed, as compared with an average of 15 for the preceding ten years.

DIARRHŒA AND ENTERITIS (Children under 2 years).—The number of deaths of children attributed to this cause during the year 1927 was 493; with the exception of the number in 1922, when 443 deaths were registered, this is the smallest number from this cause during any of the last eleven years; it is 139 less than the average (632) for the ten years 1917–26, and 322 less than the number in 1926.

Of the 493 deaths (271 of males and 222 of females) 165, or 34 per cent. appertained to Dublin county borough.

The mortality among children in 1927 from diarrhœa and enteritis for all urban areas based on the births recorded therefor was 15·5 per 1,000 and for rural areas the corresponding rate was 4·4 per 1,000, the respective rates for the preceding year being 26·6 and 6·4.

INFLUENZA.—Deaths from influenza numbered 2,099 in 1927; of these 985 were of males, and 1,114 of females—the rates per 1,000 of the population represented by these figures being 0·71, 0·66, and 0·76 respectively.

In common with other epidemic diseases, deaths from this disease vary very widely in number in successive years. Thus, the number for 1927 is more than three times the number registered in 1926 (654). Similarly, in 1921, 648 deaths from influenza were registered, but in 1922 the number rose to 812, in 1923 it fell to 621, in 1924 it rose to 2,073, and in 1925 a fall again occurred, the number being 1,171, and a further fall took place in 1926, when 654 deaths were registered, as already stated. The average number for the ten years preceding 1927 is 2,294. This period, however, includes the years 1918 and 1919, when an exceptionally high mortality occurred; if the figures for these two years be excluded, it will be found that the average number for the 8 years is 1,085; this is 1,014 below the number registered in 1927.

Forty-three per cent. were registered during the first quarter of the year, 40 in the second, 8 in the third and 9 in the fourth quarter.

Four hundred and fifty-nine deaths from influenza related to urban and 1,640 to rural areas.

Seven hundred and seventy-four of the total deaths from influenza were associated with pulmonary complications, and 1,325 were returned as from influenza without qualification or were from that disease complicated with maladies other than pulmonary.

ERYSIPELAS.—There were 31 deaths (20 of males and 11 of females) from this cause, as compared with 42 in 1926.

ACUTE POLIOMYELITIS.—Thirteen deaths were ascribed to this disease, being 2 more than the number recorded in the preceding year.

ENCEPHALITIS LETHARGICA.—The fatal cases of this disease amounted to 57. This is the highest annual number of deaths from this disease since its first recognition in 1919; the previous highest number was in 1924, when 55 deaths were registered. In the two subsequent years the disease declined, 51 deaths being recorded in 1925, and 43 in 1926. Thirty-one of the 57 deaths in 1927 were of males, and 26 of females.

MENINGOCOCCAL MENINGITIS.—This disease caused 12 deaths (7 of males and 5 of females) or 5 below the number for 1926, and 12 under the average for the 10 years 1917-26.

OTHER EPIDEMIC DISEASES.—There were 7 deaths (all of males) from malaria, 4 deaths (2 males and 2 females) from mumps, one death (a male) from cholera nostras, and 5 deaths (3 males and 2 females) from varicella.

TETANUS.—The number of deaths from tetanus was 27, those of males being 15 and of females 12, as against a total of 24 (18 of males and 6 of females) in 1926.

TUBERCULOSIS.

Deaths from all forms of tuberculosis registered during the year 1927 numbered 4,301, equivalent to a rate of 1·45 per 1,000 of the population. The corresponding rate in Northern Ireland in 1927 was 1·41 per 1,000, in England and Wales 0·97 per 1,000, and in Scotland 1·00 per 1,000.

The total number of deaths of males from tuberculosis was 2,138, equal to a rate of 1·43 per 1,000 of the male population, and the number of deaths of females, 2,163, equal to a rate of 1·48 per 1,000 of the female population, as will be seen from the table on the next page.

TABLE IV.—Showing by sexes the mortality from tuberculosis during each of the years 1917-27.

YEAR.	MALES.		FEMALES.		TOTAL.		Annual Increase.		Annual Decrease.	
	Number of Deaths.	Rate per 1,000 of the Male population.	Number of Deaths.	Rate per 1,000 of the Female population.	Number of Deaths.	Rate per 1,000 of the population.	Number.	Per cent.	Number.	Per cent.
1917 ...	3,378	2.18	3,288	2.17	6,666	2.17	195	3.0	—	—
1918 ...	3,244	2.09	3,248	2.15	6,492	2.12	—	—	174	2.6
1919 ...	2,846	1.78	2,993	1.99	5,839	1.88	—	—	653	10.1
1920 ...	2,516	1.57	2,606	1.73	5,122	1.65	—	—	717	12.3
1921 ...	2,337	1.46	2,487	1.66	4,824	1.56	—	—	298	5.8
1922 ...	2,316	1.51	2,298	1.54	4,614	1.53	—	—	210	4.4
1923 ...	2,222	1.46	2,246	1.51	4,468	1.48	—	—	146	3.2
1924 ...	2,264	1.49	2,318	1.56	4,582	1.52	114	2.6	—	—
1925 ...	2,307	1.53	2,366	1.61	4,673	1.57	91	2.0	—	—
1926 ...	2,167	1.44	2,195	1.50	4,362	1.47	—	—	311	6.7
Average, 1917-1926,	2,560	1.65	2,604	1.74	5,164	1.70	—	—	*2,304	34.6
1927 ...	2,138	1.43	2,163	1.48	4,301	1.45	—	—	61	13.98

* Decrease in 1926 as compared with 1917.

As this table discloses, a continuous fall in the mortality from tuberculosis has taken place since 1917, with the exception of the years 1924 and 1925, when increases of 2.6 and 2.0 per cent. respectively were recorded. The decrease which occurred in 1926 more than compensated for the increases of those two years, and a further decline taking place in 1927, the deaths for the latter year are the fewest ever recorded.

This result, however, is not due to a reduction in the deaths from tuberculosis of the respiratory system (which increased by 40 deaths), but to a comparatively large decrease (amounting to 101) among deaths from other forms of tuberculosis. Also the decrease in 1927 is confined to rural areas, where 2,612 deaths were registered as compared with 2,752 in 1926, the deaths in urban areas, 1,689, showing an increase as compared with the previous year, when 1,610 deaths occurred.

The following are the numbers of deaths from the different forms of tuberculosis under which such deaths are classified: tuberculosis of the respiratory system, 3,409 (1,663 males, and 1,746 females); tuberculosis of the meninges, 204 (106 males, and 98 females); tuberculosis of the intestines and peritoneum, 234 (125 males and 109 females); tuberculosis of the vertebral column, 66 (33 males and 33 females); tuberculosis of the joints, 55 (29 males and 26 females); tuberculosis of other organs, 101 (63 males and 38 females); and disseminated tuberculosis, 232 (119 males and 113 females).

Diagram No. 4 illustrates the variations in the mortality from tuberculosis in Ireland, England and Wales, and Scotland, since 1908. From this the almost continuous decline in the disease is evident; it is also notable how closely the curve for Saorstát Éireann follows the variations of that for Scotland, whereas the curve for Northern Ireland is very similar to that for England and Wales.

DIAGRAM No. 4 *Death-rates from TUBERCULOSIS in SAORSTÁT ÉIREANN, NORTHERN IRELAND, ENGLAND & WALES, and SCOTLAND, during the Twenty years, 1908-1927.*

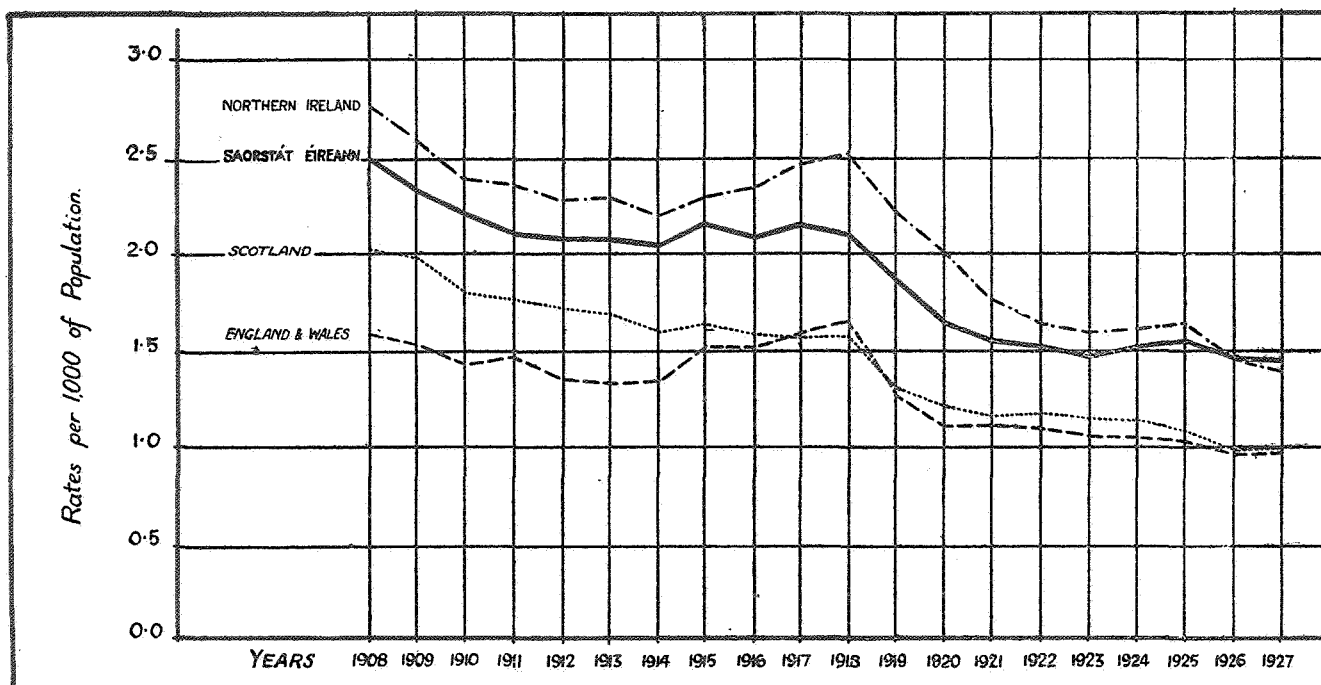


DIAGRAM No. 5 *Death-rates from CANCER in SAORSTÁT ÉIREANN, NORTHERN IRELAND, ENGLAND & WALES, and SCOTLAND, during the Twenty years, 1908-1927.*

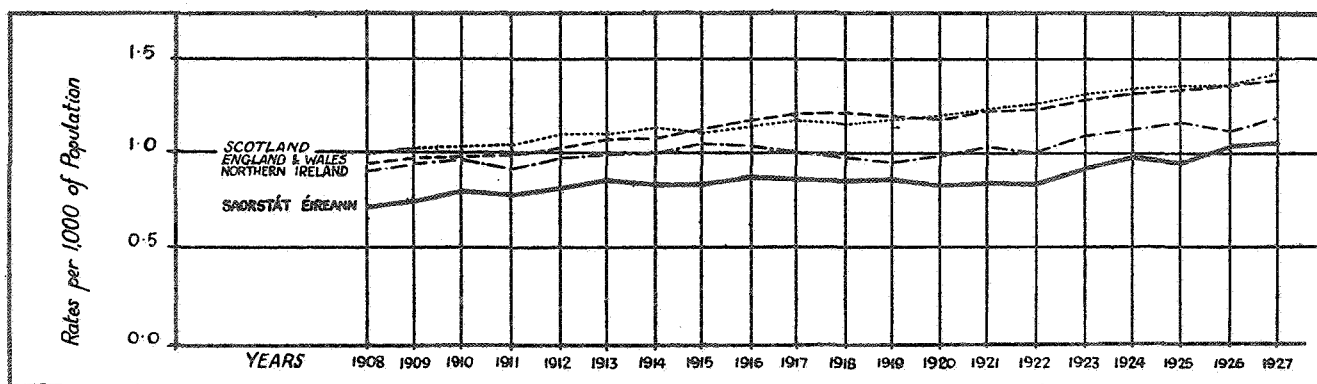
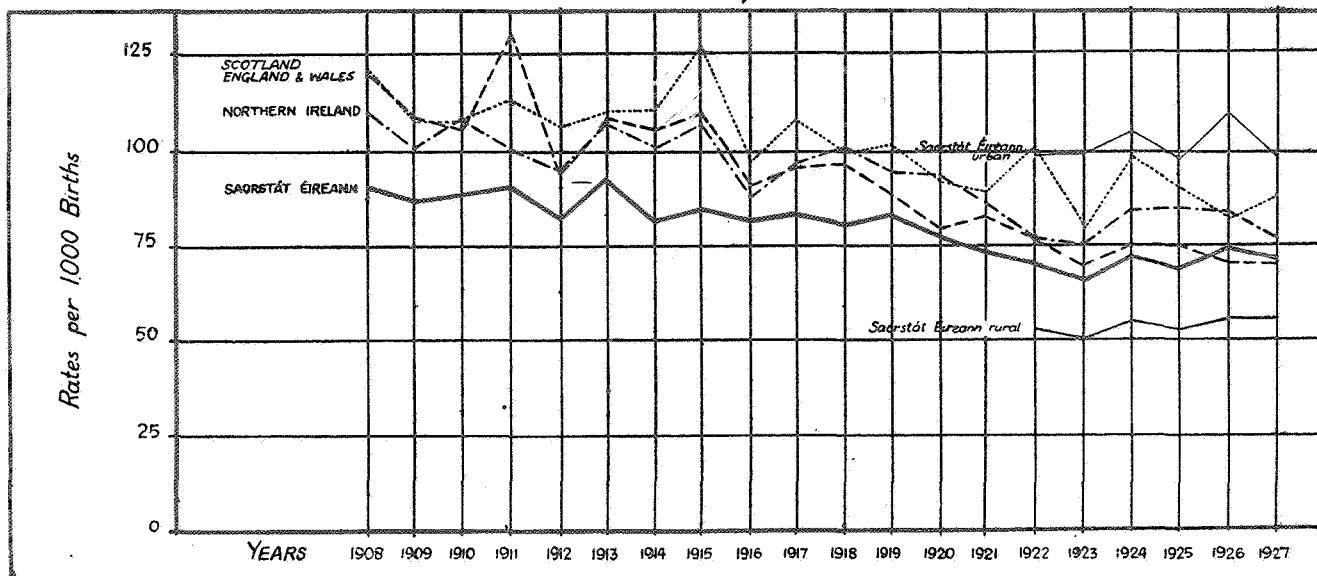


DIAGRAM No. 6 *INFANT MORTALITY (Deaths of Infants under One year of age per 1,000 Births) in SAORSTÁT ÉIREANN, NORTHERN IRELAND, ENGLAND & WALES, and SCOTLAND, during the Twenty years 1908-1927; and also in Urban and Rural Districts in Saorstát Éireann from 1922 to 1927.*



The abstracts commencing on page 28 give the details regarding deaths from tuberculosis, by provinces, counties, county boroughs, and urban and rural districts, while Tables XIV. and XV. supply the rates per 1,000 of the population for these areas.

It will be seen from Table XIV. that the highest tuberculosis mortality for county or county borough areas related to the following:—Cork county borough (2·24 per 1,000), Dublin county borough (2·20 per 1,000), Waterford county borough (2·03 per 1,000), and Wexford county (1·85 per 1,000) the counties having the lowest rates in 1927 being Roscommon (0·83), Cavan (0·86), Longford (0·93) and Monaghan (0·97).

SYPHILIS, &c.—Thirty-one deaths (19 of males and 12 of females) were ascribed to syphilis, this being the same number as in 1926. Of the deaths in 1927, 16 (5 of males and 11 of females) were those of infants under one year of age.

Two deaths (both males) were ascribed to other venereal affections.

There were 19 deaths (17 of males and 2 of females) from general paralysis of the insane; 11 deaths (of males 9 and of females 2) from locomotor ataxy, and 27 deaths (of males 21, and of females 6) from aneurysm.

PURULENT INFECTION, SEPTICÆMIA.—Under this heading 146 deaths were returned, (89 being those of males, and 57 of females), as against 111 in the preceding year.

OTHER INFECTIOUS DISEASES.—Two deaths (males) from anthrax, and 2 (also males) from mycoses were registered.

CANCER.—Deaths from cancer in 1927 numbered 3,113. This is the highest mortality from cancer yet recorded, being 92 deaths more than in 1926. The increase occurred entirely among males, of whom 1,657 deaths were registered, as compared with 1,558 in 1926, being an increase of 99, whereas among females there were 1,456 deaths registered as against 1,463 in 1926, showing the slight decrease of 7 deaths.

The continual rise in the mortality from cancer is one of the outstanding features demonstrated by vital statistics, especially in recent years, when this disease assumed an important place among the causes of death. The increase has not been continuous from year to year, but successive rises indicate the advance that is being made by the disease. This is particularly the case since 1923. In that year deaths from cancer increased by 8 per cent. as compared with the previous year, and in 1924 they increased by 6 per cent. as compared with 1923. These two increases were followed by a decrease in 1925, amounting to 3·5 per cent., but this was again followed by a further and more than counterbalancing increase in 1926, of 8 per cent. as compared with the previous year. Diagram No. 5 shows the upward trend of the disease from 1908. The actual increases may not be altogether so great as those recorded since the commencement of registration in 1864, on account of possible defective diagnosis and certification in the earlier years; it can scarcely be considered, however, that the mortality as shown since the commencement of the present century is vitiated to any material extent by defective diagnosis. The average annual rate per 1,000 of the mean population represented by deaths from cancer registered in the years 1881–1890 was 0·37, during 1891–1900, it was 0·48, during 1901–1910 it was 0·68, during 1911–1920 it was 0·84, and during 1921–1927 it was 0·94.

The rates per 1,000 of the population represented by all deaths, by deaths of males and by deaths of females from cancer in 1927 were 1·05, 1·11 and 1·00 respectively. The corresponding rates in 1926 were 1·02, 1·04, and 1·00, so that all deaths from cancer increased by 3 per cent. in 1927, deaths of males by 7 per cent., while the mortality among females remained the same.

In Northern Ireland the rate for both sexes was 1·18, for males 1·09, and for females 1·26. In England and Wales the total rate was 1·38, and in Scotland 1·41.

The deaths from cancer in 1927, include 1,014 assigned to urban areas, equivalent to 1.17 per 1,000 of the urban population, the remainder, 2,099, appertaining to rural areas, and being equal to 1.00 per 1,000 of the rural population. The corresponding numbers in 1926 were 995 urban deaths (rate 1.15 per 1,000), and 2,026 rural deaths (rate 0.96 per 1,000).

Of the 3,113 deaths comprised under the description of cancer, 1,605 were returned as from carcinoma, 127 as from sarcoma, and 1,381 as from cancer or malignant disease without specification.

The following Table (V.) shows the deaths from cancer by sexes, ages, and parts affected.

TABLE V.—Showing the deaths from CANCER* registered during the year 1927, by Sexes, Ages, and parts affected.

Parts Affected.	MALES.														FEMALES.														Total Males and Females
	AGES AT DEATH.														AGES AT DEATH.														
	Under 20	20-	25-	30-	35-	40-	45-	50-	55-	60-	65-	70-	75 and Upwards	TOTAL.	Under 20	20-	25-	30-	35-	40-	45-	50-	55-	60-	65-	70-	75 and Upwards	TOTAL.	
43 { Jaw ...				1	1	3	6	12	5	12	12	16	11	79							1	1	2	1		2	5	12	91
43 { Lip ...			1				1	3	5	8	7	9	6	40											2	4	6	46	
43 { Mouth ...	1							1	3	3	8	4	5	25				1			2	2		1	1		7	32	
43 { Tongue ...				1		4	8	21	20	24	15	19	5	117				1			1	2	1		2		3	10	127
44 { Liver, Gall Bladder } 44 { Oesophagus }				1	5	9	13	14	19	22	24	28	10	145	1			2	5	7	13	19	19	27	22	27	13	155	300
44 { Pharynx ...				1				7	4	5	2	4	2	25				1					1	1			2	5	30
44 { Stomach ...				5	6	15	21	52	48	72	77	60	30	386			1	3	3	16	28	43	37	65	49	40	42	327	713
45 { Intestine ...		1		1	3	8	11	24	27	34	30	28	17	184		1	1		4	9	7	20	25	22	25	34	26	174	358
45 { Mesentery ...													2	2								1	1		3	3	1	9	11
45 { Peritoneum ...																		1					1		1			3	3
45 { Rectum ...		1	1	2	1	1	11	10	10	28	30	20	14	129					5	2	4	11	8	11	3	13	8	65	194
46 { Ovary ...															1		1		1		3	2	6	2	1	1	1	19	19
46 { Uterus ...																1	1	5	9	8	23	15	18	17	17	13	7	134	134
46 { Vagina ...																						1	1		1			3	3
46 { Vulva ...																						1			1	1		3	3
47 { Breast ...												1	1	2				1	9	22	31	26	31	32	26	21	35	234	236
48 { Ear ...								1	1	4	5	1	9	21												1	2	3	24
48 { Face ...								3	5	3	4	12	7	34								1	1		5	3	11	21	55
48 { Nose ...							1					2		3										1			2	3	6
48 { Penis ...				1				1	1	1	1	1		5														5	5
48 { Scrotum ...									2				1	3															3
48 { Other Skin ...	1						1				1			3						1			1			5	7	10	
49 { Arm, Leg ...	1	1		2		2		1	2	3	6	4	3	25	2			2	1	1		1	2	5	5	6	14	39	64
49 { Axilla ...																							1				1	2	2
49 { Bladder ...					1	1	2		4	3	6	4	21							2	2		1	3	3	2	13	34	
49 { Brain ...					1	1	1		1				4	1								1	1					3	7
49 { Eye ...	2										2	1	2	7	1									1			2	9	
49 { Groin ...				2					1	2				5									1			1	1	3	8
49 { Kidney ...	1						1		1		3		6	3							1	1	1			1		7	13
49 { Larynx, Trachea ...					4	6	1	5	10	6	2		34					2	1	4	5	2	3	1	1		19	53	
49 { Lung ...					2	1			1		1		5	1					1			2	3		2	1	10	15	
49 { Mediastinum ...				1	1	1			3	2	3	2		13					1		1	1	1		1		5	18	
49 { Neck ...					1	7	8	8	13	7	3	11	5	63						2	3	1	4	2	3	4	19	82	
49 { Pancreas ...			1		2	3		1	7	4	7	4	3	32				1	1	1	2	2	2	6	2	1	20	52	
49 { Parotid ...																													
49 { Pelvis ...											2		1	3								2	1		1			4	7
49 { Prostate ...					1			2	1	2	10	9	9	34															34
49 { Rib, Sternum ...				1			1	1	1	1				5									1	1	1			3	8
49 { Shoulder ...					1				1		1			3	1			1					1	1	1			5	8
49 { Spinal Column ...							1	1		1				3						1			1					2	5
49 { Spleen ...																		1			1		1					3	3
49 { Testes ...	1			1	1							1		4															4
49 { Thorax ...										1		1		2								1	1	1		1		4	6
49 { Throat ...					2	7	14	12	10	9	8	2	64		1				1	3		2	1	2	3	1	14	78	
49 { Thyroid ...					2		2	3					1	8								1	2	1	1	1		6	14
49 { Abdomen ...				1			1	2	2	4	3	3	5	21	1				1	1	3	2	3		7	4	22	43	
49 { Other and Undefined }				1		1	2	5	8	4	7	4	4	36		1			2	4	5	1	4	4	4		25	61	
TOTAL	7	3	3	22	29	69	109	199	219	278	288	266	165	1,657	12	4	5	15	47	75	132	179	183	221	184	201	198	1,456	3,113

* Including Carcinoma, Sarcoma, and Cancer, Malignant Disease.

TUMOURS.—Only tumours either definitely stated to have been non-malignant, or as to which, as the result of special enquiries regarding their nature, further information was not obtainable, are included under this heading.

There were 33 deaths from cerebral tumour (of males 22 and of females 11); 18 from tumours of the ovary; 21 from tumours of the uterus; and 48 from tumours of other or unstated sites (20 of males and 28 of females).

The latter included 10 returned as from tumour of the abdomen, 7 of intestine, 5 of bladder, 3 of liver, 3 of mediastinum, 2 of thyroid, 2 of spine, 2 of pituitary body, one of each of the following:—chest, face, gum, lung, maxilla, neck, pelvis, rectum, side, and throat, and 4 were tumours of which the site was unstated.

RHEUMATISM.—There were 94 deaths (50 of males and 44 of females) from rheumatic fever and 331 deaths (135 of males and 196 of females) from chronic rheumatism, osteo-arthritis and gout.

DIABETES.—To this cause 232 deaths were attributed, 119 being deaths of males and 113 of females. The total deaths are 6 above the number (226) for the year 1926, and 8 above the average for the 10 years 1917-26.

ALCOHOLISM.—Fifteen deaths were ascribed to alcoholism, and of these 13 were those of males. Cirrhosis of the liver caused 106 deaths, 70 being those of males and 36 of females. All except 3 males and 2 females were aged 30 years and upwards.

OTHER GENERAL DISEASES.—Among these were 23 deaths from rickets, 219 from pernicious anæmia (105 of males and 114 of females), 85 from other anæmias and chlorosis (32 of males and 53 of females), 49 (7 males and 42 females) from exophthalmic goitre, 13 from other diseases of the thyroid gland (5 of males and 8 of females), one, a female, from tetany, 6 from diseases of thymus (one male and 5 females), 24 (14 of males and 10 of females) from diseases of the adrenals, one, a male, from disease of the spleen, 31 from leukæmia, 21 from lymphadenoma (Hodgkins' disease) and 2 from chronic lead poisoning. Among 30 other deaths under this heading 21 (5 males and 16 females) were returned as occurring from purpura; 2 (both males) from hæmophilia; 2 (one male and one female) from amyloid disease, 2 (a male and a female) from diabetes insipidus, and 3 (2 males and one female) from toxæmia.

MENINGITIS AND ENCEPHALITIS.—Deaths from meningitis (not returned as cerebro-spinal or tuberculous) amounted to 337 (deaths of males numbering 170, and of females 167) as compared with 351, 182, and 169 respectively, in 1926.

The number of deaths from encephalitis (not returned as encephalitis lethargica), was 38 as against 42 in 1926.

CEREBRAL HÆMORRHAGE.—The number of deaths returned under this heading was 1,363, comprising 560 deaths of males and 803 of females. These figures include the deaths of 44 males and 63 females from cerebral thrombosis and embolism.

The 1,363 deaths are 24 above the number recorded in 1926, and 12 above the average for the 10 years, 1917-26.

EPILEPSY.—There were 158 deaths (of males 98, and of females 60) from epilepsy, as compared with 149 in the preceding year.

CONVULSIONS.—The number of deaths ascribed to convulsions was 599 (of males 347, and of females 252); of these, 476, or 79·5 per cent. were those of infants under one year of age, constituting 11·2 per cent. of the deaths from all causes of infants under one year of age registered during the year.

HEART DISEASE.—To this group, 5,031 deaths (of males 2,439, and of females 2,592) were assigned, equivalent to a rate of 1·76 per 1,000 of the estimated population, and contributing 11·5 per cent. to the mortality from all causes. The number of deaths from heart disease during the year under review is 375 above that for 1926, and 275 above the average (4,756) for the ten years 1917-26.

TABLE V.—Showing the deaths from CANCER* registered during the year 1927, by Sexes, Ages, and parts affected.

Parts Affected.	MALES.														FEMALES.														Total Males and Females
	AGES AT DEATH.														AGES AT DEATH.														
	Under 20	20-	25-	30-	35-	40-	45-	50-	55-	60-	65-	70-	75 and Upwards	TOTAL.	Under 20	20-	25-	30-	35-	40-	45-	50-	55-	60-	65-	70-	75 and Upwards	TOTAL.	
Jaw ...			1	1	3	6	12	5	12	12	16	11	79						1	1	2	1		2	5	12	91		
Lip ...			1				1	3	5	8	7	9	6	40										2	4	6	46		
Mouth ...	1							1	3	3	8	4	5	25				1		2	2		1	1		7	32		
Tongue ...				1		4	8	21	20	24	15	19	5	117			1		1	2	1		2		3	10	127		
Liver, Gall Bladder } Oesophagus ...				1	5	9	13	14	19	22	24	28	10	145	1			2	5	7	13	19	19	27	22	27	13	155	300
Pharynx ...				1	2	6	4	9	12	5	5	6	6	56			1		3	1		5	6	2	5	2	1	26	82
Stomach ...				1				7	4	5	2	4	2	25				1				1	1			2	5	30	
Intestine ...		1		1	3	8	11	24	27	34	30	28	17	184		1	1		4	9	7	20	25	22	25	34	26	174	358
Mesentery ...													2	2							1	1		3	3	1	9	11	
Peritoncum ...																		1				1		1			3	3	
Rectum ...		1	1	2	1	1	11	10	10	28	30	20	14	120				5	2	4	11	8	11	3	13	8	65	194	
Ovary ...															1		1		3	2	6	2		1	1	1	19	19	
Uterus ...																1	1	5	9	8	23	15	18	17	17	13	7	134	134
Vagina ...																					1	1		1			3	3	
Vulva ...																					1		1	1			3	3	
Breast ...											1	1	2				1	9	22	31	26	31	32	26	21	35	234	236	
Ear ...							1	1	4	5	1	9	21												1	2	3	24	
Face ...							3	5	3	4	12	7	34							1	1		5	3	11	21	55		
Nose ...						1					2		3										1			2	3	6	
Penis ...					1				1	1	1	1	5														5	5	
Scrotum ...							2					1	3														3	3	
Other Skin ...	1					1				1			3						1			1			5	7	10		
Arm, Leg ...	1	1		2		2		1	2	3	6	4	3	25	2			2	1	1		1	2	5	5	6	14	39	64
Axilla ...																						1				1	2	2	
Bladder ...					1	1	2		4	3	6	4	21						2	2		1	3	3	2	13	34		
Brain ...					1	1	1		1				4	1						1	1						3	7	
Eye ...	2										2	1	2	7	1								1				2	9	
Groin ...				2					1	2			5										1		1	1	3	8	
Kidney ...	1						1		1		3		6	3					1	1	1			1		7	13		
Larynx, Trachea ...					4	6	1	5	10	6	2		34				2	1	4	5	2	3	1	1		19	53		
Lung ...					2	1			1		1		5	1				1			2	3		2	1	10	15		
Mediastinum ...			1	1	1			3	2	3	2		13					1		1	1	1		1		5	18		
Neck ...				1	7	8	8	13	7	3	11	5	63						2	3	1	4	2	3	4	19	82		
Pancreas ...			1		2	3		1	7	4	7	4	3	32				1	1	1	2	2	2	6	2	1	2	20	52
Parotid ...																													
Pelvis ...											2		1	3							2	1		1			4	7	
Prostate ...					1			2	1	2	10	9	9	34														34	
Rib, Sternum ...				1			1	1	1	1			5										1	1	1		3	8	
Shoulder ...					1				1		1		3	1				1				1	1	1			5	8	
Spinal Column ...						1	1		1				3						1			1					2	5	
Spleen ...																							1				3	3	
Testes ...	1			1	1						1		4														4	4	
Thorax ...										1	1		2							1	1	1		1			4	6	
Throat ...					2	7	14	12	10	9	8	2	64		1				1	3		2	1	2	3	1	14	78	
Thyroid ...					2		2	3					8								1	2	1	1	1		6	14	
Abdomen ...				1			1	2	2	4	3	3	5	21	1				1	1	3	2	3		7	4	22	43	
Other and Undefined }				1		1	2	5	8	4	7	4	4	36		1			2	4	5	1	4	4		25	61		
TOTAL ...	7	3	3	22	29	69	109	199	219	278	288	266	165	1,657	12	4	5	15	47	75	132	179	183	221	184	201	198	1,456	3,113

* Including Carcinoma, Sarcoma, and Cancer, Malignant Disease.

TUMOURS.—Only tumours either definitely stated to have been non-malignant, or as to which, as the result of special enquiries regarding their nature, further information was not obtainable, are included under this heading.

There were 33 deaths from cerebral tumour (of males 22 and of females 11); 18 from tumours of the ovary; 21 from tumours of the uterus; and 48 from tumours of other or unstated sites (20 of males and 28 of females).

The latter included 10 returned as from tumour of the abdomen, 7 of intestine, 5 of bladder, 3 of liver, 3 of mediastinum, 2 of thyroid, 2 of spine, 2 of pituitary body, one of each of the following:—chest, face, gum, lung, maxilla, neck, pelvis, rectum, side, and throat, and 4 were tumours of which the site was unstated.

RHEUMATISM.—There were 94 deaths (50 of males and 44 of females) from rheumatic fever and 331 deaths (135 of males and 196 of females) from chronic rheumatism, osteo-arthritis and gout.

DIABETES.—To this cause 232 deaths were attributed, 119 being deaths of males and 113 of females. The total deaths are 6 above the number (226) for the year 1926, and 8 above the average for the 10 years 1917-26.

ALCOHOLISM.—Fifteen deaths were ascribed to alcoholism, and of these 13 were those of males. Cirrhosis of the liver caused 106 deaths, 70 being those of males and 36 of females. All except 3 males and 2 females were aged 30 years and upwards.

OTHER GENERAL DISEASES.—Among these were 23 deaths from rickets, 219 from pernicious anæmia (105 of males and 114 of females), 85 from other anæmias and chlorosis (32 of males and 53 of females), 49 (7 males and 42 females) from exophthalmic goitre, 13 from other diseases of the thyroid gland (5 of males and 8 of females), one, a female, from tetany, 6 from diseases of thymus (one male and 5 females), 24 (14 of males and 10 of females) from diseases of the adrenals, one, a male, from disease of the spleen, 31 from leukæmia, 21 from lymphadenoma (Hodgkins' disease) and 2 from chronic lead poisoning. Among 30 other deaths under this heading 21 (5 males and 16 females) were returned as occurring from purpura; 2 (both males) from hæmophilia; 2 (one male and one female) from amyloid disease, 2 (a male and a female) from diabetes insipidus, and 3 (2 males and one female) from toxæmia.

MENINGITIS AND ENCEPHALITIS.—Deaths from meningitis (not returned as cerebro-spinal or tuberculous) amounted to 337 (deaths of males numbering 170, and of females 167) as compared with 351, 182, and 169 respectively, in 1926.

The number of deaths from encephalitis (not returned as encephalitis lethargica), was 38 as against 42 in 1926.

CEREBRAL HÆMORRHAGE.—The number of deaths returned under this heading was 1,363, comprising 560 deaths of males and 803 of females. These figures include the deaths of 44 males and 63 females from cerebral thrombosis and embolism.

The 1,363 deaths are 24 above the number recorded in 1926, and 12 above the average for the 10 years, 1917-26.

EPILEPSY.—There were 158 deaths (of males 98, and of females 60) from epilepsy, as compared with 149 in the preceding year.

CONVULSIONS.—The number of deaths ascribed to convulsions was 599 (of males 347, and of females 252); of these, 476, or 79·5 per cent. were those of infants under one year of age, constituting 11·2 per cent. of the deaths from all causes of infants under one year of age registered during the year.

HEART DISEASE.—To this group, 5,031 deaths (of males 2,439, and of females 2,592) were assigned, equivalent to a rate of 1·76 per 1,000 of the estimated population, and contributing 11·5 per cent. to the mortality from all causes. The number of deaths from heart disease during the year under review is 375 above that for 1926, and 275 above the average (4,756) for the ten years 1917-26.

Of the 5,031 deaths, 23 were ascribed to pericarditis, 131 to acute endocarditis and myocarditis, 98 to angina pectoris, 1,239 to valvular disease, 97 to fatty degeneration, and in 3,443 instances the particular form of heart disease was unstated, or was other than those enumerated above.

ARTERIO-SCLEROSIS.—There were 230 deaths from arterio-sclerosis, of which 141 were those of males, and 89 of females. This number is 9 above the number registered in 1926, and 70 above the average for the preceding 10 years.

BRONCHITIS.—The deaths from this cause numbered 2,610 (of males, 1,231 and of females, 1,379), being equivalent to a rate of 0·88 per 1,000 of the population, or 6·0 per cent. of the total number of deaths from all causes. The number of deaths is 177 above the number for 1926, but 731 under the average for the ten years, 1917-26.

PNEUMONIA.—Deaths from pneumonia (all forms) amounted to 2,833, and afford a rate of 0·96 per 1,000 of the population; they comprise 1,143 from bronchopneumonia, 293 from lobar pneumonia, and 1,397 from pneumonia (not otherwise defined).

The 2,833 deaths include 1,561 deaths of males and 1,272 of females, and are 96 above the average for the ten years, 1917-26.

PLEURISY; EMPYEMA.—The number of deaths classed to empyema regarding which the originating cause other than pleurisy could not be ascertained, was 28; the males numbering 22, and the females 6; and the deaths registered from other pleurisy were 89, 43 being males, and 46 females.

There were also 4 other deaths returned as having been caused by empyema, but as the result of special enquiries, sufficient information was obtained to enable these to be classified to other causes, viz., to tuberculosis, heart disease, pneumonia, and to swallowing needles, respectively.

ULCERS OF THE STOMACH AND DUODENUM.—To this cause 271 deaths were attributed, 190 being those of males and 81 of females. The total number is 7 above the number in 1926, and 30 above the average (241) for the ten years, 1917-26.

APPENDICITIS.—The deaths so classified numbered 185 (of males 119, and of females 66) being 33 above the average (152) for the ten years preceding.

CIRRHOSIS OF THE LIVER.—Deaths from this cause, viz., 106 (of males 70, and of females 36) are 3 under the average for the ten years 1917-26.

ACUTE AND CHRONIC NEPHRITIS.—The number of deaths from acute nephritis was 181 (91 of males and 90 of females) and from chronic nephritis 936 (527 of males and 409 of females). The total number of deaths from the acute and chronic disease was 1,117, which number is 28 below that for 1926, but 27 above the average for the ten years 1917-26.

PREGNANCY AND CHILDBIRTH.

The mortality of women during pregnancy and childbirth is classified under three headings, namely (1) septic conditions (2) intrinsic accidents and diseases of pregnancy and childbirth, and (3) diseases or causes associated with pregnancy and childbirth. To the first group 77 deaths were attributed in the year 1927, to the second, 194, and to the third 20; altogether the deaths of childbearing women numbered 291. This number, which is 38 below that for the year 1926, represents a rate of 4·84 per 1,000 of the total births registered, as compared with 5·38 in the year 1926, and with 5·50 per 1,000, the average rate for the decade, 1917-26.

Table VII. shows that in the mortality from puerperal septic diseases in 1927, there was a decrease as compared with 1926, the numbers being 77 and 115, respectively, an increase in the mortality from accidents of pregnancy and childbirth, to which 194 deaths were attributed in 1927, as against 184 in 1926. The deaths of women from causes associated with pregnancy and childbirth, which were 30 in the year 1926, fell to 20 in the year under review.

[TABLE

Tables XIV. and XV. give the rates per 1,000 births for (1) and (2) by provinces, counties and county boroughs and groups of urban and rural areas.

TABLE VI.—Showing the number of deaths of women in 1927 definitely returned as either caused by or associated with PREGNANCY or CHILDBEARING.*

CAUSES OF DEATH.	ALL AGES.	AGES				
		15—	20—	30—	40—	45 yrs. and up
Total	291	4	106	143	33	5
Typhus	1	.	.	1	.	.
Scarlet Fever	1	.	1	.	.	.
Influenza	3	.	.	3	.	.
Anaemia	1	.	.	1	.	.
Myocarditis	4	.	1	1	2	.
Heart Disease (unspecified)	2	.	.	2	.	.
Pneumonia	7	.	3	3	1	.
Tumour of the Uterus	1	.	.	1	.	.
Abortion	9	.	1	7	.	1
Ectopic Gestation	1	.	1	.	.	.
Other accidents of pregnancy	12	1	2	7	1	1
Puerperal hæmorrhage	67	1	22	32	12	.
Other accidents of childbirth	53	.	17	30	5	1
Puerperal sepsis	77	1	34	35	5	2
Phlegmasia alba dolens; embolism	18	.	8	8	2	.
Puerperal albuminuria; convulsions	34	1	16	12	5	.

*These deaths are included in the general tables of Causes of Deaths.

TABLE VII.—Showing the number of deaths of women directly attributable to or associated with PREGNANCY or CHILDBIRTH, during each of the years, 1917-27, and also the rate per 1,000 births registered during each of those years, with the average rate for the ten years 1917-26.

YEARS.	Deaths from Puerperal Septic Diseases.*		Deaths from Accidents of Pregnancy or Childbirth.*		Total Deaths from Puerperal Septic Diseases and Accidents of Pregnancy or Childbirth.		Deaths from causes associated with Pregnancy or Childbirth (not included in foregoing).		Total Deaths caused by or associated with Pregnancy or Childbirth.	
	Number	Rate per 1,000 Births.	Number	Rate per 1,000 Births.	Number	Rate per 1,000 Births.	Number	Rate per 1,000 Births.	Number	Rate per 1,000 Births.
1917 ...	101	1.64	197	3.21	298	4.85	30	0.49	328	5.34
1918 ...	93	1.52	202	3.31	295	4.83	42	0.69	337	5.52
1919 ...	96	1.55	195	3.16	291	4.71	73	1.18	364	5.89
1920 ...	122	1.82	204	3.05	326	4.87	41	0.61	367	5.48
1921 ...	108	1.77	194	3.18	302	4.95	34	0.56	336	5.51
1922 ...	118	2.01	215	3.65	333	5.66	37	0.63	370	6.29
1923 ...	117	1.90	180	2.92	297	4.82	31	0.50	328	5.32
1924 ...	102	1.61	201	3.17	303	4.78	27	0.43	330	5.21
1925 ...	105	1.69	186	3.00	291	4.69	21	0.34	312	5.03
1926 ...	115	1.88	184	3.01	299	4.89	30	0.49	329	5.38
Average, 1917-26	107	1.74	196	3.17	303	4.91	37	0.59	340	5.50
1927 ...	77	1.28	194	3.23	271	4.51	20	0.33	291	4.84

* See note (*) at foot of Table III.

VIOLENCE.

Deaths caused by violence, as registered during the year 1927, amounted to 845, a number equivalent to 0·29 per 1,000 of the estimated population, and 44 below that recorded for 1926, and 360 below the average (1,205) for the ten years, 1917-26.

Of the 845 deaths, 96 were classed to suicide, 42 to homicide, and 3 to execution, leaving 704 to other deaths by violence, the majority of which were definitely stated to have been accidental.

The suicidal cases comprise the deaths of 80 males and 16 females: in 10 cases poisoning was the means adopted to occasion death, carbon monoxide being used in 4 instances, strychnine in 2, lysol in 2, and corrosive sublimate and insecticide respectively, in the remaining two.

Of the 42 homicidal cases, 27 were deaths of males (including 6 infants under one year of age) and 15 of females (including 10 infants under one year of age.)

The deaths by execution comprise 2 males and one female.

Among accidental deaths, 14 were caused by poisons or poisonous gases, 9 being of males and 3 of females: two were attributed to ptomaine poisoning and 2 to strychnine, and one each of the remaining 10 to an anæsthetic, an overdose of aspirin, carbolic disinfectant, carbon-monoxide, corrosive sublimate, "lynx," laudanum, "water glass," whiskey, and to the effects of "poison gas" respectively.

One hundred and thirty-nine deaths (71 of males, and 68 of females) were due to burns and scalds, 78 being those of infants under 5 years of age. Deaths from accidental drowning numbered 156 (125 of males, and 31 of females), and deaths from accidental injury by firearms 10 (all of males).

Deaths caused by vehicles amounted to 138, (104 of males and 34 of females). Eighty-five of these (59 males and 26 females), were due to motor-driven vehicles, as compared with 70 in 1926, 53 in 1925, 46 in 1924, 55 in 1923 and 44 in 1922; 34 (31 males and 3 females), were due to horse-drawn vehicles, 13 (12 males and one female) to railway traffic, 5 (2 males and 3 females) to bicycles, and one (a female) to a road roller.

UNCERTIFIED CAUSES.

Among the 43,677 deaths registered, 10,916 were not certified by medical practitioners, nor were inquests into their causes held. They constitute 25·0 per cent. of the total mortality in 1927, as against an average of 26·4 for the ten years, 1917-26. The number of uncertified deaths in urban areas in 1927 was 4·2 per cent. of the total number of deaths registered therein, the corresponding percentage for rural areas being 34·5.

INQUESTS.

According to returns furnished by the registrars the number of inquests during the year 1927 was 820, or one inquest for every 53 deaths registered.

AGES AT DEATH.

Of the 43,677 deaths at all ages, 6,396 or 14·6 per cent. were deaths of children under 5 years of age, including 3,483 deaths of males, or 16·0 per cent. of the male mortality at all ages, and 2,913 deaths of females, or 13·3 per cent. of the total number of deaths of females.

The deaths of 19,710 persons aged 65 years or upwards were registered during the year 1927, constituting 45·1 per cent. of the total number of deaths at all ages, and include 9,413 of males, or 43·2 per cent. of the total deaths of males, and 10,297 of females, or 47·1 per cent. of the deaths of females at all ages.

Among the deaths of persons at these ages 15,948, or 36·5 per cent. of the total deaths, were 70 years of age or over.

Deaths of persons aged 95 years or upwards numbered 287 (of males 131, and of females 156) and they include 53 (males 20 and females 33) whose ages at death were returned as 100 years or upwards.

The ages in detail of the persons whose deaths were registered in the year 1927 are given in the Abstracts commencing with page 8.

INFANT MORTALITY.

The number of deaths of infants under one year of age registered during the year 1927 was 4,254, equivalent to a rate of 71 per 1,000 births, as compared with 74 per 1,000 in 1926 and an average of 75 for the ten years 1917-26.

The deaths of male infants numbered 2,381, being equal to 78 per 1,000 births of males, and the deaths of female infants, 1,873, or 64 per 1,000 births of females, the corresponding rates for 1926 being 81 and 68 respectively.

For Northern Ireland the infant mortality in 1927 was 78 per 1,000 births; for England and Wales, the rate was 70; and for Scotland 89 per 1,000 births.

Diagram No. 6 shows the experience of each of these countries in infant mortality since 1908 as compared with Saorstát Éireann.

From Table IX., which gives the infant mortality rates by sexes, ages and causes, it will be seen that mortality from convulsions (7.92 per 1,000), atrophy, debility, marasmus (17.86), premature birth (7.66), pneumonia (7.60) diarrhoea and enteritis (7.18), and bronchitis (4.28) in the aggregate, is equivalent to 52.50 per 1,000 births, or 74 per cent. of the total infant mortality.

Of the deaths of infants, 37.0 per cent. were under one month old, 11.7 per cent. between one and two months; 8.3 per cent. between 2 and 3 months; 18.6 per cent. were aged 3 and under 6 months, and 24.4 in every 100 were 6 and under 12 months old.

Urban and Rural Mortality.

There were 2,045 deaths of infants recorded for urban areas, equivalent to 99 per 1,000 births, and the number of such deaths in rural areas was 2,209, or 56 per 1,000 births.

A reference to Table X. shows that the mortality in urban districts is high when compared with rural districts, especially for urban areas of 10,000 inhabitants and upwards, where the rate is 107 per 1,000 births. The areas which contribute to this result are:—Drogheda, with a rate of 126, Galway (124), Dublin Registration Area (including Dublin county borough, 123) (116), Limerick county borough (102), Cork county borough (83), Waterford county borough (83), Kilkenny (80), Wexford (79), Sligo (76), Dundalk (70), and Tralee (59).

Deaths of infants in urban districts of less than 10,000 inhabitants were equivalent to a rate of 73 per 1,000 births.

The following statement gives the infant mortality for each sex for urban and rural areas:—

Statement showing the INFANT MORTALITY per 1,000 Births, by sexes, and at different periods of life in 1927, in relation to urban and rural areas.

AGES.	SAORSTÁT ÉIREANN											
	Urban Areas. 10,000 pop. & upwards			Urban Areas under 10,000 pop.			All Urban Areas.			All Rural Districts.		
	M. & F.	M.	F.	M. & F.	M.	F.	M. & F.	M.	F.	M. & F.	M.	F.
Under one Month	35.97	40.91	30.97	24.31	26.98	21.43	33.35	37.70	28.87	22.42	24.79	19.93
1-2 Months ...	10.43	10.29	10.57	9.25	11.21	7.14	10.16	10.50	9.82	7.31	8.79	5.76
2-3 „ ...	8.06	9.17	6.92	8.39	10.38	6.25	8.13	9.45	6.77	4.75	5.22	4.26
3-6 „ ...	22.05	22.19	21.90	12.69	13.58	12.05	19.94	20.14	19.73	9.62	10.28	8.93
6-12 „ ...	30.03	33.34	26.68	18.28	15.36	21.43	27.40	29.21	25.53	11.98	13.51	10.38
Under one year	106.54	115.90	97.04	72.92	77.21	68.30	98.98	107.00	90.72	56.08	62.59	49.26

The rate for deaths of infants under one year of age for Belfast in 1927 was 101 per 1,000 births; for Londonderry, 90; for London, 59; for Liverpool, 91; for Edinburgh, 80; and for Glasgow, 107.

In connection with the ages at death, as disclosed by Table XI., the marked difference in the mortality in urban and in rural areas at each age period, and especially at one month old and upwards, is shown.

DEATHS OF ILLEGITIMATE INFANTS.

The number of deaths of illegitimate infants under one year of age registered during the year 1927, was 506, consisting of 284 deaths of males and 222 of females. Based on the number of illegitimate births registered, the resulting mortality rate is 288 per 1,000 births for both sexes, 318 per 1,000 for males and 256 per 1,000 births for females, as compared with 322, 344, and 301, respectively, in 1926. In other words, ten out of every 35 illegitimate infants born alive in 1927, died before the completion of their first year of life.

The illegitimate infant mortality, as derived from the records for 1927, is more than 4 times the mortality among legitimate infants, which was 64 per 1,000 births for both sexes, 71 per 1,000 for males, and 58 per 1,000 births for females.

In Northern Ireland in 1927, the illegitimate infant death-rate was 197 per 1,000 births; and in England and Wales, the illegitimate infant death-rate was 120 per 1,000 births, or about one death to every 8 illegitimate infants born alive. This rate is about twice that for legitimate infants.

Table XII. shows the number of deaths by causes and at different periods of life under one year of age. On account of the smallness of the numbers it was not considered desirable to calculate rates for each age by causes. Rates are, however, given for all causes at each age period. It would appear from this table that at every period of life, the mortality among illegitimate infants is much in excess of that for all infants, as shown in Table IX.

It will be seen from Table XIII. that 236, or 47 per cent. of the total number of deaths of illegitimate infants occurred in Dublin county and city. Of the 94 deaths in the county, 75 took place in institutions, and of the 142 city deaths, the number in institutions was 111. Thus, 50 of the 236 deaths in Dublin county and city did not occur in institutions. Of the latter, 11 were described in the registers of deaths as "nurse children," 5 of these occurring in the city, and 6 in the county.

TABLE VIII.—Showing by certain causes, the MORTALITY AMONG INFANTS UNDER 12 MONTHS old, per 1,000 Births, registered in the eleven years 1917-27.

CAUSES OF DEATH.	DEATHS OF INFANTS UNDER ONE YEAR PER 1,000 BIRTHS REGISTERED.										
	1917.	1918.	1919.	1920.	1921.	1922.	1923.	1924.	1925.	1926.	1927.
ALL CAUSES	84.07	80.24	84.42	77.51	72.61	68.89	66.43	71.65	67.92	74.41	70.84
Measles (7)	1.09	1.37	0.32	0.63	0.48	1.44	0.50	0.75	0.63	1.59	0.47
Scarlet Fever (8)	0.03	0.05	0.03	0.09	0.05	0.10	0.03	0.08	0.03	0.03	0.08
Whooping Cough (9)	2.57	3.00	1.97	5.40	1.57	1.22	3.52	4.12	3.27	1.81	3.40
Diphtheria (10)	0.13	0.15	0.23	0.42	0.35	0.44	0.19	0.18	0.13	0.25	0.29
Influenza (11)	0.59	2.85	5.11	0.57	0.53	1.48	0.65	1.86	0.89	0.54	2.15
Tuberculosis of Nervous System (32).	0.59	0.54	0.41	0.40	0.35	0.37	0.37	0.21	0.48	0.31	0.22
Tuberculosis of Intestines and Peritoneum (33).	0.62	0.31	0.36	0.33	0.36	0.46	0.39	0.24	0.37	0.47	0.48
Other Tuberculous Diseases (31, 34-7).	0.99	0.87	0.83	0.64	0.75	0.82	0.46	0.61	0.50	0.70	1.00
Syphilis (38)	0.33	0.38	0.37	0.63	0.52	0.36	0.28	0.15	0.27	0.28	0.27
Meningitis (71)	0.88	1.01	1.05	0.81	0.93	0.92	0.89	0.70	0.89	1.34	1.19
Convulsions (80)	11.05	10.66	11.03	10.61	8.88	8.75	8.18	8.02	8.12	8.39	7.92
Bronchitis (90)	8.91	6.76	7.50	6.88	4.67	5.30	5.12	4.74	3.75	4.22	4.28
Pneumonia (100-101)	5.08	5.97	7.00	6.85	4.93	7.14	5.15	7.26	5.69	6.11	7.60
Inflammation of Stomach (112)	2.02	1.80	2.20	1.69	2.15	2.21	1.86	1.50	1.34	1.60	1.45
Diarrhoea and Enteritis (113)	9.54	8.41	8.75	7.33	12.52	6.49	7.17	7.03	8.89	11.97	7.18
Congenital Malformations (159)	1.90	1.59	1.52	2.09	1.38	1.80	1.85	2.41	2.24	2.16	2.42
Atrophy, Debility, Marasmus (160b).	25.07	22.77	22.53	19.52	20.90	18.15	18.75	20.27	19.48	19.35	17.86
Premature Birth (161)	6.28	6.22	7.10	7.46	6.38	6.49	5.92	6.59	6.52	8.04	7.66
Suffocation (Overlying) (180) ...	0.16	0.18	0.27	0.07	0.11	0.07	0.13	0.14	0.10	0.15	0.12
Other Causes	6.24	5.35	5.84	5.09	4.80	4.88	5.02	4.79	4.33	5.10	4.80

TABLE IX.—Showing the MORTALITY, by certain causes, by age-periods and by sexes, AMONG INFANTS UNDER 12 MONTHS OLD, per 1,000 Births registered in the year 1927.

DEATHS OF INFANTS UNDER ONE YEAR PER 1,000 BIRTHS REGISTERED.											
MALES AND FEMALES.											
CAUSES OF DEATH.	Under 24 Hours.	1-7 Days	7-14 Days.	14-21 Days.	21 Days & under 1 Mth.	Total under 1 Mth.	1-2 Mths.	2-3 Mths.	3-6 Mths.	6-12 Mths.	Total under 1 year.
ALL CAUSES	8.08	7.91	3.65	2.60	3.94	26.18	8.30	5.91	13.17	17.28	70.84
Measles (7)	0.02	0.02	0.03	0.40	0.47
Scarlet Fever (8)	0.02	0.06	0.08
Whooping Cough (9)	0.03	0.03	0.07	0.13	0.40	0.32	0.87	1.68	3.40
Diphtheria (10)	0.02	0.02	0.01	.	.	0.26	0.29
Influenza (11)	0.02	0.02	0.05	0.11	0.20	0.23	0.22	0.68	0.82	2.15
Tuberculosis of the Nervous System (32)	0.02	0.02	.	0.18	0.22
Tuberculosis of Intestines and Peritoneum (33)	0.07	0.16	0.25	0.48
Other Tuberculous Diseases (31, 34-7)	0.02	0.02	0.05	0.14	0.27	0.52	1.00
Syphilis (38)	0.05	0.05	0.10	0.03	0.07	0.02	0.27
Meningitis (71)	0.02	0.02	0.01	0.05	0.07	0.08	0.29	0.70	1.19
Convulsions (80)	0.33	1.22	0.65	0.48	0.62	3.30	0.91	0.62	1.43	1.66	7.92
Bronchitis (99)	0.05	0.15	0.10	0.23	0.53	0.52	0.53	0.97	1.73	4.28
Pneumonia (100, 101)	0.02	0.12	0.08	0.35	0.57	0.87	0.53	1.75	3.88	7.60
Inflammation of Stomach (112)	0.02	0.02	0.05	0.10	0.19	0.20	0.31	0.38	0.37	1.45
Diarrhoea and Enteritis (113)	0.02	0.06	0.10	0.22	0.32	0.72	1.16	1.00	2.46	1.84	7.18
Congenital Malformations (159)	0.52	0.48	0.37	0.12	0.21	1.70	0.32	0.15	0.17	0.08	2.42
Atrophy, Debility, Marasmus (160b)	3.12	3.08	1.41	0.83	1.13	9.57	2.88	1.48	2.48	1.45	17.86
Premature Birth (161)	2.98	2.63	0.46	0.46	0.46	6.99	0.25	0.17	0.17	0.08	7.66
Suffocation (overlying) (180)	0.02	0.01	0.03	0.02	0.02	0.05	.	0.12
Other Causes	1.11	0.33	0.30	0.14	0.23	2.11	0.27	0.20	0.92	1.30	4.80
MALES.											
ALL CAUSES	8.50	9.25	4.34	2.58	4.54	29.21	9.38	6.66	13.66	18.89	77.80
Measles (7)	0.03	0.03	0.07	0.49	0.62
Scarlet Fever (8)	0.03	0.06	0.09
Whooping Cough (9)	0.06	.	0.03	0.09	0.53	0.26	1.11	1.31	3.30
Diphtheria (10)	0.03	0.03	.	.	.	0.33	0.36
Influenza (11)	0.03	0.03	0.07	0.13	0.20	0.33	0.72	1.01	2.39
Tuberculosis of the Nervous System (32)	0.03	.	.	0.20	0.23
Tuberculosis of Intestines and Peritoneum (33)	0.13	0.26	0.33	0.72
Other Tuberculous Diseases (31, 34-7)	0.03	0.20	0.13	0.59	0.95
Syphilis (38)	0.03	0.03	0.07	0.03	.	0.03	0.16
Meningitis (71)	0.03	.	0.03	0.06	0.10	0.13	0.36	0.56	1.21
Convulsions (80)	0.33	1.40	0.69	0.53	0.75	3.70	1.14	0.65	1.47	2.06	9.02
Bronchitis (99)	0.06	0.16	0.16	0.33	0.71	0.62	0.62	1.09	2.02	5.06
Pneumonia (100, 101)	0.10	0.03	0.33	0.46	0.78	0.46	1.86	4.58	8.14
Inflammation of Stomach (112)	0.03	.	0.03	0.10	0.16	0.13	0.39	0.42	0.39	1.49
Diarrhoea and Enteritis (113)	0.03	0.10	0.10	0.23	0.42	0.88	1.40	1.27	2.35	1.83	7.73
Congenital Malformations (159)	0.39	0.62	0.49	0.13	0.20	1.83	0.43	0.20	0.09	0.06	2.61
Atrophy, Debility, Marasmus, (160b)	3.43	3.67	1.89	0.85	1.34	11.18	3.21	1.63	2.38	1.44	19.84
Premature Birth (161)	3.08	3.08	0.46	0.42	0.59	7.63	0.26	0.13	0.17	0.06	8.25
Suffocation (overlying) (180)	0.03	.	0.03	0.03	0.03	0.07	.	0.16
Other Causes	1.24	0.29	0.33	0.14	0.29	2.29	0.39	0.17	1.08	1.54	5.47
FEMALES.											
ALL CAUSES	7.64	6.51	2.92	2.61	3.32	23.00	7.17	5.13	12.67	15.63	63.60
Measles (7)	0.31	0.31
Scarlet Fever (8)	0.07	0.07
Whooping Cough (9)	0.07	0.10	0.17	0.27	0.38	0.61	2.07	3.50
Diphtheria (10)	0.03	.	.	0.21	0.24
Influenza (11)	0.03	.	0.07	0.17	0.27	0.27	0.10	0.65	0.61	1.90
Tuberculosis of the Nervous System (32)	0.04	.	0.17	0.21
Tuberculosis of Intestines and Peritoneum (33)	0.07	0.17	0.24
Other Tuberculous Diseases, (31, 34-7)	0.03	0.03	0.07	0.10	0.41	0.44	1.05
Syphilis (38)	0.07	0.07	0.14	0.03	0.13	.	0.37
Meningitis (71)	0.03	.	0.03	0.03	0.03	0.24	0.85	1.18
Convulsions (80)	0.34	1.02	0.61	0.44	0.47	2.88	0.68	0.58	1.39	1.26	6.79
Bronchitis (99)	0.03	0.14	0.03	0.14	0.34	0.41	0.44	0.85	1.43	3.47
Pneumonia (100, 101)	0.03	0.14	0.14	0.37	0.68	0.95	0.61	1.63	3.16	7.03
Inflammation of Stomach (112)	0.03	0.07	0.10	0.20	0.27	0.24	0.34	0.34	1.39
Diarrhoea and Enteritis (113)	0.04	0.10	0.20	0.20	0.54	0.92	0.71	2.58	1.83	6.58
Congenital Malformations (159)	0.64	0.34	0.24	0.10	0.24	1.56	0.20	0.10	0.24	0.10	2.20
Atrophy, Debility, Marasmus, (160b)	2.78	2.48	0.92	0.81	0.92	7.91	2.55	1.33	2.58	1.46	15.83
Premature Birth (161)	2.89	2.17	0.47	0.51	0.31	6.35	0.24	0.20	0.17	0.10	7.06
Suffocation (overlying) (180)	0.03	0.03	.	.	0.04	.	0.07
Other Causes	0.99	0.37	0.27	0.14	0.17	1.94	0.14	0.24	0.74	1.05	4.11

TABLE X.—Showing for the year 1927, the INFANT MORTALITY—DEATHS OF INFANTS UNDER ONE YEAR of age per 1,000 Births registered—for each of the undermentioned areas or groups of areas. (Corrected for Births and Deaths in Institutions).

CAUSES OF DEATH.	DUBLIN REGISTRATION AREA.						COUNTY BOROUGHS.			ALL URBAN AREAS.		Total Urban Areas.	Total Rural Areas.	RURAL DISTRICTS IN PROVINCES.			
	Total.	Dublin Co. Borough.	Blackrock Urban District.	Dún Laoghaire Urban District.	Pembroke Urban District.	Rathmines and Rathgar U. D.	Cork.	Limerick.	Waterford.	10,000 population and upwards.	Under 10,000 population.			Leinster.	Munster.	Connacht.	Ulster (part of).
Cols.	(1)	(2)	(3)	(4)	(5)	(6)	(7)	(8)	(9)	(10)	(11)	(12)	(13)	(14)	(15)	(16)	(17)
ALL CAUSES	115.90	123.23	89.28	95.48	88.59	71.53	82.65	101.71	82.68	106.54	72.92	98.98	56.08	62.30	62.12	42.49	50.88
Measles (7)	0.95	0.93	.	.	3.00	0.63	0.43	0.58	0.41	0.26	0.81	0.11	0.19
Scarlet Fever (8)	1.09	.	.	0.12	.	0.10	0.08	.	0.22	.	.
Whooping Cough (9)	8.05	9.18	.	.	6.02	2.75	.	.	.	6.06	2.58	5.28	2.41	2.88	1.91	2.78	1.98
Diphtheria (10)	1.14	1.28	.	.	.	1.38	0.55	.	1.56	0.87	.	0.68	0.10	0.09	0.22	.	.
Influenza (11)	0.95	0.81	.	5.03	1.50	.	0.55	.	.	0.94	1.51	1.06	2.72	2.53	2.95	3.32	1.39
Tuberculosis of the Nervous System (32)	0.38	0.35	.	.	1.50	.	2.19	.	1.56	0.56	.	0.44	0.10	.	0.15	0.21	.
Tuberculosis of Intestines and Peritoneum (33)	0.76	0.70	.	.	1.50	1.38	0.55	.	1.56	0.87	0.43	0.77	0.33	0.35	0.22	0.42	0.40
Other Tuberculous Diseases (31, 34-7)	0.85	1.05	5.47	.	.	1.44	1.07	1.35	0.81	0.88	1.25	0.32	0.40
Syphilis (38)	0.95	1.16	0.63	0.21	0.53	0.13	0.17	0.15	.	0.19
Meningitis (71)	2.93	2.91	.	2.51	4.50	2.75	2.19	.	.	2.37	2.58	2.42	0.56	0.88	0.59	0.21	0.40
Convulsions (80)	7.57	7.90	11.91	5.03	3.00	8.25	16.42	31.37	7.80	11.05	11.40	11.13	6.24	6.12	7.39	5.89	4.16
Bronchitis (99)	7.48	8.37	.	10.05	3.00	1.37	1.09	10.46	1.56	6.43	4.73	6.05	3.35	3.06	3.32	3.10	4.55
Pneumonia (100-101)	20.36	22.44	5.95	12.56	10.51	12.38	8.76	6.65	1.56	15.55	4.95	13.16	4.67	4.63	5.53	2.89	5.74
Inflammation of Stomach (112)	0.66	0.81	13.30	6.24	2.06	2.58	2.18	1.07	1.22	1.18	0.86	0.79
Diarrhoea and Enteritis (113)	16.29	16.86	5.95	15.07	18.02	11.00	13.14	10.46	24.06	15.49	7.53	13.70	3.76	4.37	5.39	1.82	1.58
Congenital Malformations (159)	5.96	6.51	.	7.54	1.50	4.13	1.09	4.75	3.12	4.68	3.01	4.31	1.42	2.01	1.40	0.96	0.99
Atrophy, Debility, Marasmus (160b)	13.26	13.72	29.76	22.61	7.51	4.13	16.97	12.36	6.24	13.62	19.36	14.91	19.42	21.93	21.40	13.28	19.80
Premature Birth (161)	18.37	19.18	29.76	10.05	16.52	12.38	4.93	12.36	20.28	15.61	5.81	13.41	4.64	6.55	4.50	3.32	3.17
Suffocation (overlying) (180)	0.28	0.35	0.55	.	.	0.25	0.22	0.24	0.05	.	0.15	.	.
Other Causes	8.71	8.72	5.95	5.03	10.51	9.63	7.11	.	6.24	7.31	4.52	6.68	3.81	4.37	3.39	3.00	5.15

TABLE XI.—Showing for the undermentioned Urban and Rural areas the number of DEATHS OF INFANTS UNDER ONE YEAR of age, sub-divided into ten groups of ages, with the mortality per 1,000 Births in 1927.

(Corrected for Births and Deaths in Institutions).

AREAS.	NUMBER OF DEATHS OF INFANTS AT AGES :—										
	Under 24 Hours.	1-7 Days.	7-14 Days.	14-21 Days.	21 Days and under 1 Month	Total Under 1 Month	1-2 Mths.	2-3 Mths.	3-6 Mths.	6-12 Mths.	Total Under 1 Year.
DUBLIN REGISTRATION AREA	134	92	61	49	73	409	136	87	240	352	1,224
Dublin Co. Borough ...	117	75	51	40	68	351	118	78	204	309	1,060
Blackrock Urban District	2	3	.	2	.	7	2	.	5	1	15
Dún Laoghaire „ „ ...	5	3	1	2	2	13	2	1	8	14	38
Pembroke „ „ ...	7	6	1	2	.	16	9	4	18	12	59
Rathmines and Rathgar ...	3	5	8	3	3	22	5	4	5	16	52
Cork County Borough ...	17	11	6	5	7	46	8	14	35	48	151
Limerick „ „ ...	11	8	6	9	1	35	10	11	29	22	107
Waterford „ „ ...	3	12	1	3	1	20	5	5	11	12	53
Urban Areas 10,000 population and upwards ...	181	144	84	70	97	576	167	129	353	481	1,706
Urban Areas under 10,000 ...	27	49	10	10	17	113	43	39	59	85	339
TOTAL URBAN AREAS ...	208	193	94	80	114	689	210	168	412	566	2,045
TOTAL RURAL DISTRICTS ...	277	282	125	76	123	883	288	187	379	472	2,209
Province of Leinster (Rural)	115	95	30	26	42	308	98	52	102	153	713
„ Munster „ „ ...	79	109	47	26	44	305	110	85	162	180	842
„ Connaught „ „ ...	53	44	26	10	21	154	44	32	76	91	397
„ Ulster „ „ ... (Part of)	30	34	22	14	16	116	36	18	39	48	257
ALL AREAS ...	485	475	219	156	237	1,572	498	355	791	1,038	4,254

INFANT MORTALITY PER 1,000 BIRTHS.

DUBLIN REGISTRATION AREA	12.68	8.72	5.77	4.64	6.93	38.74	12.88	8.24	22.74	33.30	115.90
Dublin County Borough ...	13.60	8.72	5.93	4.65	7.90	40.80	13.72	9.07	23.72	35.92	123.23
Blackrock Urban District											89.28
Dún Laoghaire „ „											95.48
Pembroke „ „	8.68	8.68	5.11	4.59	2.55	29.61	9.19	4.59	18.38	21.95	88.59
Rathmines and Rathgar Urban District											71.53
Cork County Borough ...	9.30	6.02	3.28	2.74	3.83	25.17	4.38	7.66	19.16	26.28	82.65
Limerick „ „ ...	10.46	7.61	5.70	8.55	0.95	33.27	9.51	10.45	27.57	20.91	101.71
Waterford „ „ ...	4.68	18.72	1.56	4.68	1.56	31.20	7.80	7.80	17.16	18.72	82.68
Urban Areas 10,000 population and upwards ...	11.30	8.99	5.25	4.37	6.06	35.97	10.43	8.06	22.05	30.03	106.54
Urban Areas under 10,000 ...	5.81	10.54	2.15	2.15	3.66	24.31	9.25	8.39	12.69	18.28	72.92
TOTAL URBAN AREAS ...	10.07	9.34	4.55	3.87	5.52	33.35	10.16	8.13	19.94	27.40	98.98
TOTAL RURAL DISTRICTS ...	7.03	7.16	3.18	1.93	3.12	22.42	7.31	4.75	9.62	11.98	56.08
Province of Leinster (Rural)	10.05	8.30	2.62	2.27	3.67	26.91	8.56	4.54	8.92	13.37	62.30
„ Munster „ „ ...	5.83	8.04	3.46	1.92	3.25	22.50	8.12	6.27	11.95	13.28	62.12
„ Connaught „ „ ...	5.67	4.71	2.78	1.07	2.25	16.48	4.71	3.42	8.14	9.74	42.49
„ Ulster „ „ ... (Part of)	5.94	6.73	4.35	2.77	3.17	22.96	7.13	3.56	7.72	9.51	50.88
ALL AREAS ...	8.08	7.91	3.65	2.60	3.94	26.18	8.30	5.91	13.17	17.28	70.84

TABLE XII.—Showing the MORTALITY, by certain causes and by age-periods, among ILLEGITIMATE INFANTS UNDER ONE YEAR OF AGE, in the year 1927.

CAUSES OF DEATH.	NUMBER OF DEATHS OF ILLEGITIMATE INFANTS AT AGES										
	Under 24 Hours.	1-7 Days.	7-14 Days.	14-21 Days.	21 Days and under 1 Month	Total under 1 Month	1-2 Mths.	2-3 Mths.	3-6 Mths.	6-12 Mths.	Total under 1 Year.
Measles (7)	1	.	.	1	2
Scarlet Fever (8)
Whooping Cough (9)	1	.	5	6	12
Diphtheria (10)	3	3
Influenza (11)	1	.	1	1	1	1	4	8
Tuberculosis of the Nervous System (32)	1	1
Tuberculosis of Intestines and Peritoneum (33)	2	5	3	10
Other Tuberculous Diseases (31, 34-7)	1	5	9	10	25
Syphilis (38)	2	2	5	1	4	.	12
Meningitis (71)	1	1	10	12
Convulsions (80)	1	.	1	4	6	6	3	4	4	23
Bronchitis (99)	1	1	6	2	3	4	16
Pneumonia (100-101)	1	.	2	3	5	3	6	15	32
Inflammation of Stomach (112)	1	1	2	3	2	4	1	12
Diarrhoea and Enteritis (113)	5	7	12	21	15	28	8	84
Congenital Malformations (159)	3	2	1	.	1	7	2	2	.	.	11
Atrophy, Debility, Marasmus, (160b)	16	11	8	5	8	48	29	20	25	6	128
Premature Birth (161)	12	17	1	3	2	35	1	2	.	2	40
Suffocation (overlying) (180)	1	.	1	.	2
Other Causes	40	7	3	2	2	54	1	2	8	8	73
All Causes	71	38	14	18	30	171	84	61	104	86	506
Rate per 1,000 Illegitimate Births registered.											
All Causes	40.39	21.62	7.96	10.24	17.06	97.27	47.78	34.70	59.16	48.92	287.83

TABLE XIII.—Showing by age-periods, the number of DEATHS OF ILLEGITIMATE INFANTS UNDER ONE YEAR of age registered in each county and county borough during the year 1927, distinguishing deaths in Institutions (public and private).

COUNTIES AND COUNTY BOROUGHS BY PROVINCES.	Under 24 Hours	1-7 Days.	7-14 Days.	14-21 Days.	21 Days & under 1 mth.	Total under 1mth.	1-2 mths.	2-3 mths.	3-6 mths.	6-12 mths.	Total under 1 year	Place of Occurrence.	
												Institu- tions.	Else- where.
SAORSTÁT ÉIREANN	71	38	14	18	30	171	84	61	104	86	506	357	149
Carlow	1	2	.	.	1	4	.	.	4	.	8	4	4
Dublin	5	3	1	2	6	17	15	13	21	28	94	75	19
Dublin Co. Borough ...	17	8	3	4	13	45	31	16	32	18	142	111	31
Kildare	1	1	.	.	.	2	1	.	.	3	6	2	4
Kilkenny	4	1	.	.	.	5	.	.	.	1	6	1	5
Laoighis	1	1	1	.	1
Longford	3	3	3	.	3
Louth	1	.	.	.	1	1	.	2	2	6	4	2
Meath	4	3	.	.	.	7	.	1	.	.	8	4	4
Offaly	2	2	.	.	.	1	3	2	1
Westmeath	1	1	.	.	2	1	4	2	2
Wexford	2	1	1	1	.	5	1	2	2	4	14	6	8
Wicklow	1	.	1	.	.	2	2	.	.	.	4	3	1
PROVINCE OF LEINSTER ...	42	20	6	7	20	95	51	32	63	58	299	214	85
Clare	1	.	.	1	2	4	9	6	22	20	2
Cork	5	2	1	3	2	13	8	8	14	9	52	39	13
Cork Co. Borough
Kerry	2	3	1	3	9	4	2	3	1	19	15	4
Limerick	2	1	.	.	1	4	5	5	3	3	20	15	5
Limerick Co. Borough
Tipperary, North Riding	3	1	.	.	.	4	1	.	.	.	5	1	4
Tipperary, South Riding	1	1	1	1	.	4	2	2	3	.	11	5	6
Waterford	1	1	.	.	.	2	2	.	.	1	5	4	1
Waterford Co. Borough	.	1	.	.	.	1	1	.	.	.	2	2	.
PROVINCE OF MUNSTER	12	9	6	5	6	38	25	21	32	20	136	101	35
Galway	4	3	.	.	.	7	1	2	4	3	17	13	4
Leitrim	1	.	1	2	.	4	.	1	.	.	5	4	1
Mayo	1	.	.	.	1	1	.
Roscommon	3	2	.	.	1	6	.	1	.	.	7	3	4
Sligo	3	1	.	2	1	7	2	.	.	1	10	5	5
PROVINCE OF CONNAUGHT	11	6	1	4	2	24	4	4	4	4	40	26	14
Cavan	4	1	.	.	5	2	3
Donegal	6	1	1	1	1	10	.	2	4	2	18	10	8
Monaghan	2	.	1	1	4	.	1	1	2	8	4	4
PROVINCE OF ULSTER (Part of).	6	3	1	2	2	14	4	4	5	4	31	16	15

TABLE XIV.—Showing by Provinces, Counties, and County Boroughs, the Rates for 1927 per 1,000 of the population represented by MARRIAGES, BIRTHS, DEATHS from ALL CAUSES; Deaths from the PRINCIPAL EPIDEMIC DISEASES, and from TUBERCULOSIS; also the Mortality arising out of the PUERPERAL STATE, and INFANT MORTALITY, per 1,000 Births. (Corrected for Births and Deaths in Institutions).

COUNTIES AND COUNTY BOROUGH BY PROVINCES.	Popula- tion, Census 1926	Number of Marriages per 1,000 of Popula- tion.	BIRTHS.		Rate per 1,000 of Population Represented by Deaths from			RATE PER 1,000 BIRTHS		
			Total (including Illegiti- mate) per 1,000 of Popula- tion.	Illegiti- mate per cent. of Total Births.	All Causes.	Principal Epidemic Diseases*	Tubercul- osis.	Deaths From Puerperal Sepsis	Deaths from other Accidents and Diseases of Pregnancy and Parturi- tion.	Deaths of Infants under One Year of age.
SAORSTAT ÉIREANN† ...	2,971,992	4.54	20.31	2.93	14.77	0.52	1.45	1.28	3.23	71
Carlow ...	34,476	4.79	21.81	5.19	15.46	0.20	1.60	.	3.99	48
Dublin† ...	188,961	5.43	18.90	2.65	13.81	0.72	1.52	0.28	3.62	86
Dublin Co. Borough† ...	316,693	7.58	27.08	3.00	17.57	1.59	2.20	1.05	1.63	123
Kildare ...	58,028	3.91	20.44	5.48	13.94	0.16	1.45	.	2.53	61
Kilkenny ...	70,990	3.75	20.55	4.18	15.59	0.27	1.51	0.69	2.74	68
Laoighis ...	51,540	3.41	17.83	3.70	15.41	0.27	1.49	3.26	6.52	58
Longford ...	39,847	3.21	18.67	2.15	15.68	0.25	0.93	1.34	2.69	50
Louth ...	62,739	3.54	18.70	3.24	15.24	0.84	1.64	0.85	5.95	84
Meath ...	62,969	3.13	19.68	3.79	16.31	0.14	1.45	0.81	2.42	74
Offaly ...	52,592	4.18	19.39	2.65	12.85	0.32	1.35	.	.	51
Westmeath ...	56,818	3.43	19.75	2.41	12.88	0.33	1.14	.	3.57	46
Wexford ...	95,848	4.45	19.60	5.48	17.77	0.44	1.85	0.53	3.72	77
Wicklow ...	57,591	4.05	20.06	4.42	15.61	0.31	1.39	.	1.73	48
PROVINCE OF LEINSTER ...	1,149,092	5.13	21.61	3.47	15.72	0.75	1.68	0.72	2.74	87
Clare ...	95,064	3.11	19.36	2.55	14.24	0.35	1.37	2.17	4.89	58
Cork ...	287,257	3.64	17.16	2.68	14.14	0.42	1.39	0.61	4.66	61
Cork Co. Borough ...	78,490	8.13	23.28	2.24	14.97	0.61	2.24	2.74	3.28	83
Kerry ...	149,171	3.76	20.86	2.22	13.70	0.51	1.31	0.64	3.53	57
Limerick ...	100,895	3.27	21.07	3.57	14.26	0.45	1.25	3.29	1.88	70
Limerick Co. Borough ...	39,448	9.91	26.67	1.33	15.54	0.63	1.50	0.95	3.80	102
Tipperary, North Riding ...	59,645	4.71	20.47	2.46	14.44	0.29	1.17	.	3.28	66
Tipperary, South Riding ...	81,370	3.54	20.30	4.30	15.40	0.39	1.54	2.42	1.82	77
Waterford ...	51,915	4.12	19.03	4.25	15.24	0.54	1.27	2.02	2.02	74
Waterford Co. Borough ...	26,647	5.48	24.06	2.81	15.80	0.79	2.03	3.12	1.56	83
PROVINCE OF MUNSTER ...	969,902	4.32	19.99	2.79	14.45	0.46	1.44	1.55	3.46	68
Galway ...	169,366	3.93	20.39	1.68	12.84	0.41	1.27	0.87	3.76	47
Leitrim ...	55,907	4.19	17.99	1.49	14.22	0.23	1.25	3.97	2.98	43
Mayo ...	172,690	3.53	17.66	1.15	12.83	0.26	1.14	0.98	3.93	43
Roscommon ...	83,556	3.59	18.14	1.19	13.70	0.22	0.83	3.30	2.64	50
Sligo ...	71,388	4.64	18.24	1.77	14.93	0.17	1.37	0.77	3.84	48
PROVINCE OF CONNAUGHT ...	552,907	3.87	18.68	1.41	13.38	0.29	1.17	1.55	3.58	46
Cavan ...	82,452	4.16	18.18	2.40	13.78	0.11	0.86	1.33	7.34	45
Donegal ...	152,508	3.90	18.28	4.84	13.84	0.28	1.21	2.87	2.87	58
Monaghan ...	65,131	3.95	18.65	3.29	14.72	0.32	0.97	2.47	2.47	51
PROVINCE OF ULSTER (part of)	300,091	3.98	18.33	3.83	14.01	0.24	1.06	2.36	4.08	53

* Enteric Fever, Typhus, Small-pox, Measles, Scarlet Fever, Whooping-Cough, Diphtheria, Dysentery, and Diarrhoeal Diseases.

† The rates for Saorstát Éireann, Dublin County and Dublin County Borough, are calculated on the estimated population in the middle of 1927.

TABLE XV.—Showing BIRTH, DEATH, and INFANT MORTALITY RATES for Urban and Rural areas, 1927.

(Corrected for Births and Deaths in Institutions).

URBAN AND RURAL AREAS.	Population, Census 1926	Rate per 1,000 of Population* Represented by Total Births (including Illegitimate).	RATE PER 1,000 OF POPULATION* REPRESENTED BY DEATHS FROM			RATE PER 1,000 BIRTHS.		
			All Causes.	Principal Epidemic Diseases.†	Tuberculosis.	Deaths from Puerperal Sepsis.	Deaths from other Accidents and Diseases of Pregnancy and Parturition.	Deaths of Infants Under one year of Age.
TOTAL, SAORSTÁT ÉIREANN	2,971,992	20·31	14·77	0·52	1·45	1·28	3·23	71
TOTAL URBAN DISTRICTS ...	861,611	23·93	15·88	0·98	1·96	1·16	2·81	99
TOTAL RURAL DISTRICTS ...	2,110,381	18·82	14·31	0·33	1·25	1·35	3·45	56
URBAN DISTRICTS :								
DUBLIN REGISTRATION AREA	418,981	25·09	16·72	1·36	2·02	0·85	1·70	116
Dublin Co. Borough ...	316,693	27·08	17·57	1·59	2·20	1·05	1·63	123
Blackrock Urban District	9,934	16·80	15·80	0·70	1·90	·	·	89
Dun Laoghaire Urban District ...	18,987	20·84	15·55	0·31	1·36	·	2·51	95
Pembroke Urban District	33,383	19·82	13·21	0·95	1·46	·	·	89
Rathmines and Rathgar Urban District ...	39,984	18·00	13·76	0·57	1·38	·	4·13	72
URBAN AREAS, 10,000 Population and upwards ...	648,400	24·63	16·20	1·11	2·01	1·12	2·62	107
URBAN AREAS, under 10,000 Population ...	213,211	21·80	14·91	0·58	1·78	1·29	3·44	73
RURAL DISTRICTS IN PROVINCES :								
LEINSTER ...	602,440	19·00	15·01	0·37	1·39	0·61	3·15	62
MUNSTER ...	720,880	18·80	14·16	0·39	1·27	1·40	3·54	62
CONNAUGHT ...	509,371	18·34	13·33	0·25	1·12	1·71	3·42	42
ULSTER (PART OF) ...	277,690	18·19	14·12	0·23	1·04	2·18	3·96	51

* The rates for all areas except the provincial rates for rural districts are calculated on the estimated population in the middle of 1927. † See Note (*) on page xxxii. E

METEOROLOGY.

The following observations taken at 40 Fitzwilliam Square, Dublin, have been kindly furnished by Sir John W. Moore, M.A., M.D., D.P.H., Dublin; D.Sc., Oxon., F.R.C.P.I., F.R.Met.Soc.

1927. Month.	Abs. Max.	Date.	Abs. Min.	Date.	Mean Daily Max.	Mean Daily Min.	Mean Temp.	Rainfall in inches.	Days of Rain.	Mean Height of Barometer	Highest Pressure.	Date.	Lowest Pressure.	Date.	Prevalent Winds.
January ...	deg. 54·3	9th	deg. 26·0	20th	deg. 46·2	deg. 37·8	deg. 42·0	2·117	18	ins. 29·694	ins. 30·561	10th	ins. 28·980	13th	W., W.S.W. S.W.
February	53·2	3rd	26·0	13th	48·0	37·4	42·7	2·485	14	29·955	30·603	6th	28·812	26th	W.
March ...	60·9	19th	33·9	12th	51·1	41·2	46·2	3·078	23	29·628	30·294	12th	28·520	25th	W. W.N.W. W.S.W., W. W., E. W., W.S.W. N.E., S. W. W.S.W., S.W. W., S.W. W. W., S.W. S.E., N.E., E.S.E.,
April ...	66·2	20th	33·7	27th	54·4	41·2	47·5	1·233	16	29·953	30·427	12th	29·393	25th	
May ...	67·3	24th	34·2	1st	58·9	46·2	52·6	0·764	10	30·059	30·466	11th	29·593	3rd	
June ...	66·1	18th	42·2	9th	60·7	47·8	54·3	2·493	21	29·892	30·193	22nd	29·502	17th	
July ...	72·2	9th	49·6	1st	66·0	54·7	60·4	2·830	18	29·854	30·322	15th	29·367	4th	
August ...	71·0	5th	47·9	30th	65·3	54·0	59·7	6·790	23	29·794	30·302	30th	29·148	21st	
September	70·2	8th	40·2	27th	60·0	48·6	54·3	2·855	22	29·776	30·238	2nd	29·103	24th	
October ...	65·5	25th	36·7	20th	58·0	46·0	52·0	2·789	17	29·970	30·467	12th	28·803	28th	
November	64·2	2nd	29·8	9th	49·7	39·7	44·7	2·419	17	29·936	30·541	29th	29·168	6th	
December	52·0	5th	23·9	8th	43·9	37·8	40·9	2·520	15	29·853	30·662	20th	28·493	22nd	
Extremes, & Means	72·2	July 9th	26·0	Feb. 13th	55·2	44·4	49·8	32·373	214 days.	29·864	30·662	Dec. 20th	28·493	Dec. 22nd	W. W.S.W., S.W.

The outstanding features of the weather in Dublin during the year 1927, month by month, were as follows:—

“January was a mild month of generally unsettled weather, frequent rainfall, and prevalent winds from westerly points. An exceptionally warm spell lasted from the 18th to the 22nd. February was a month of average temperature, sharply divided into two periods of widely different types of weather. Quiet anti-cyclonic conditions, with little rainfall, low night screen temperatures often rising many degrees in the daytime, and much fog prevailed until the 19th, after which day rain fell daily. March was mild, the weather generally unsettled, with frequent rainfall and a prevalence of westerly winds.

“April proved of varying moods. In the earlier half the weather was showery. The Eastertide was notable for a welcome and pleasant foretaste of summer. But a return of a polar air current after the 20th, caused the mean temperature of the closing week in Dublin to fall 10·7 degrees below that of the previous Easter week. After an unpromising opening, May proved to be the finest and driest month of the year. An unlovely June was cool, cloudy, dull, and—save for the period from the 10th to the 15th, inclusive—rainy.

“July may best be described as a cloudy, showery month, of average mean temperature. August, 1927, will go down as one of the wettest summer months experienced in Dublin since the record August of 1917. Opening with a fair promise, September proved unsettled, dull, cold and rainy; rain fell daily.

“October presented two absolutely different types of weather. The earlier period—to the 15th—was almost rainless, with cool nights and mild, sunny days; a marked change then took place, and the weather became more and more unsettled. Gales swept across Ireland and Scotland to Norway, causing much damage on land and sea, and entailing much loss of life. November supplied some surprising freaks of weather. It began with a spell of unusual warmth, till the 4th, after which a polar air spread over Great Britain and Ireland. The month finally provided the calms and fogs for which November has a reputation. The outstanding characteristic of December was a very unusual prevalence of easterly winds.

“The rainfall for the year was 32·373 inches, or 5·003 inches above the average annual measurement of the thirty-five years 1881–1915, viz., 27·370 inches. There were 214 rain-days (days on which not less than ·005 inch of rain was measured), or 16 more than the average number in the thirty-five years 1881–1915 (198). A millimetre of rain—roughly ·04 inch—fell on 148 days. Only on three occasions did more than an inch of rain fall on a given day in Dublin—viz., July 20th, 1·050 ins.; August 15th, 1·268 ins.; and October 21st, 1·217 inches. The rainfall in the first six months of 1927 was 12·170 inches on 102 days; in the second six months it was 20·203 inches on 112 days.”

Particulars, kindly furnished by the Director, Meteorological Office, London, regarding meteorological observations taken at the Ordnance Survey Office, Phoenix Park, and at Roche's Point, Co. Cork, are published in the Quarterly Returns of Marriages, Births and Deaths.

E. P. McCARRON,
Registrar-General.

5th November, 1928.

Abstract of Marriages, Births, and Deaths, 1927.

1

MARRIAGES, BIRTHS AND DEATHS registered during the year 1927, in each Province, County, and County Borough, with the results arising from correction for Births and Deaths in Institutions.

PROVINCES, ADMINISTRATIVE COUNTIES AND COUNTY BOROUGHS.	Area* in Statute Acres	Popula- tion. Census, 1926	Total Number of Mar- riages Regis- tered.	BIRTHS (INCLUDING ILLEGITIMATE).				ILLEGITIMATE BIRTHS.				DEATHS.				Excess of Births over Deaths.
				Total Number Registered.	Transferred from Area.	Transferred to Area.	Net Number.	Total Number Registered.	Transferred from Area.	Transferred to Area.	Net Number.	Total Number Registered.	Transferred from Area.	Transferred to Area.	Net Number.	
SAORSTAT ÉIREANN ...	17,024,481	2,971,992	13,418	60,054	.	.	60,054	1,758	.	.	1,758	43,677	.	.	43,677	16,377
PROVINCES.																
No. I. LEINSTER ...	4,851,136	1,149,092	5,893	25,066	307	78	24,837	926	72	7	861	18,307	284	41	18,064	6,778
II. MUNSTER ...	5,962,803	969,902	4,190	19,310	64	141	19,387	513	5	32	540	13,946	40	106	14,012	5,375
III. CONNAUGHT ...	4,230,822	552,907	2,140	10,212	26	142	10,328	122	2	26	146	7,271	7	132	7,396	2,932
IV. ULSTER (part of) ...	1,979,720	300,091	1,195	5,466	14	50	5,502	197	1	15	211	4,153	6	58	4,205	1,297

I.—PROVINCE OF LEINSTER :—MARRIAGES, BIRTHS, AND DEATHS, 1927.—COUNTIES.

1. CARLOW ...	221,485	34,476	165	736	4	20	752	34	.	5	39	530	19	22	533	219
2. DUBLIN ...	219,344	188,961	1,030	2,794	138	931	3,587	19	2	78	95	2,624	564	550	2,620	967
3. DUBLIN CO. BORO'	8,357	316,693	2,407	10,028	1,525	99	8,602	490	236	4	258	6,183	968	368	5,583	3,019
4. KILDARE ...	418,644	58,028	227	1,095	14	105	1,186	48	3	20	65	763	15	61	809	377
5. KILKENNY ...	509,470	70,990	266	1,427	11	43	1,459	51	1	11	61	1,080	12	39	1,107	352
6. LAOIGHIS ...	424,892	51,540	176	887	6	38	919	28	2	8	34	774	8	28	794	125
7. LONGFORD ...	257,935	39,847	128	724	5	25	744	11	.	5	16	600	2	27	625	119
8. LOUTH ...	202,814	62,739	222	1,152	19	40	1,173	28	1	11	38	905	3	54	956	217
9. MEATH ...	577,816	62,969	197	1,181	17	75	1,239	43	3	7	47	964	13	76	1,027	212
10. OFFALY ...	493,637	52,592	220	1,003	11	28	1,020	19	.	8	27	645	2	33	676	344
11. WESTMEATH ...	435,604	56,818	195	1,087	9	44	1,122	23	1	5	27	756	48	24	732	390
12. WEXFORD ...	580,894	95,848	427	1,873	30	36	1,879	94	2	11	103	1,676	6	33	1,703	176
13. WICKLOW ...	500,244	57,591	233	1,079	14	90	1,155	38	1	14	51	807	12	104	899	256

II.—PROVINCE OF MUNSTER :—MARRIAGES, BIRTHS AND DEATHS, 1927.—COUNTIES.

14. CLARE ...	787,768	95,064	296	1,776	8	72	1,840	42	2	7	47	1,819	4	39	1,854	486
15. CORK ...	1,840,905	287,257	1,045	4,821	82	190	4,929	159	33	6	132	4,270	344	136	4,062	867
16. CORK CO. BORO'	2,685	78,490	638	1,952	185	60	1,827	10	.	31	41	996	144	323	1,175	652
17. KERRY ...	1,161,708	149,171	561	3,083	16	44	3,111	64	1	6	69	2,005	1	39	2,043	1,068
18. LIMERICK ...	661,573	100,895	330	2,031	37	132	2,126	83	15	8	76	1,546	187	80	1,439	687
19. LIMERICK CO. BOROUGH.	2,386	39,448	391	1,185	160	27	1,052	3	1	12	14	509	82	186	613	439
20. TIPPERARY, N.R.	493,255	59,645	231	1,191	13	43	1,221	26	1	5	30	812	7	56	861	360
21. TIPPERARY, S.R.	558,034	81,370	288	1,647	32	37	1,652	67	1	5	71	1,271	42	24	1,253	399
22. WATERFORD ...	453,051	51,915	214	960	19	47	988	36	5	11	42	719	14	86	791	197
23. WATERFORD CO. BOROUGH.	1,438	26,647	146	664	40	17	641	23	10	5	18	499	87	9	421	220

III.—PROVINCE OF CONNAUGHT :—MARRIAGES, BIRTHS AND DEATHS, 1927.—COUNTIES.

24. GALWAY ...	1,467,639	169,366	666	3,445	35	44	3,454	53	3	8	58	2,179	33	23	2,174	1,280
25. LEITRIM ...	376,774	55,907	234	991	7	22	1,006	10	.	2	12	752	1	44	795	211
26. MAYO ...	1,333,941	172,690	609	3,005	8	53	3,050	25	.	10	35	2,173	2	45	2,216	834
27. ROSCOMMON ...	608,540	83,556	300	1,484	11	43	1,516	11	.	7	18	1,097	6	54	1,145	371
28. SLIGO ...	443,928	71,338	331	1,287	9	24	1,302	23	.	.	23	1,070	17	13	1,066	236

IV.—PROVINCE OF ULSTER (Part of)—MARRIAGES, BIRTHS AND DEATHS, 1927.—COUNTIES.

29. CAVAN ...	467,162	82,452	343	1,472	4	31	1,499	28	1	9	36	1,091	.	45	1,136	363
30. DONEGAL ...	1,193,573	152,508	595	2,789	7	6	2,788	133	.	2	135	2,102	5	13	2,110	678
31. MONAGHAN ...	318,985	65,131	257	1,205	6	16	1,215	36	2	6	40	960	17	16	959	256

* Exclusive of the larger rivers, lakes and tideways.

I.—PROVINCE OF LEINSTER.—MARRIAGES, BIRTHS AND DEATHS, 1927.

SUPERINTENDENT REGISTRARS' DISTRICTS, BY COUNTIES.

[Wherever the minus sign (—) is prefixed to the numbers given in the column headed "Excess of Births over Deaths," it denotes that the births, instead of exceeding the deaths, were, in fact, less than the deaths to the extent stated.]

SUPERINTENDENT REGISTRARS' DISTRICTS.	Area* in Statute Acres	Population, Census, 1926.	Total Number of Marriages Registered.	BIRTHS (INCLUDING ILLEGITIMATE).				ILLEGITIMATE BIRTHS.				DEATHS.				Excess of Births over Deaths.	
				Total Number Registered.	Transferred from Area.	Transferred to Area.	Net Number.	Total Number Registered.	Transferred from Area.	Transferred to Area.	Net Number.	Total Number Registered.	Transferred from Area.	Transferred to Area.	Net Number.		
1. Carlow Co.																	
1. CARLOW ...	221,485	34,476	165	736	4	20	752	34		5	39	530	19	22	533	219	
2. Dublin Co.																	
2. BALROTHERY ...	84,405	19,336	81	305	2	57	360	1		7	8	288	53	67	302	58	
3. DUBLIN, part of ...	107,990	119,491	653	1,749	142	679	2,286	13	1	48	60	1,699	490	393	1,602	684	
4. RATHDOWN ...	26,949	50,134	296	740	18	219	941	5	1	23	27	637	71	150	716	225	
3. Dublin Co. Borough.																	
5. DUBLIN, part of ...	8,357	316,693	2,407	10,028	1,525	99	8,602	490	236	4	258	6,183	968	368	5,583	3,019	
4. Kildare Co.																	
6. ATHY ...	130,460	16,690	77	342	20	19	341	30	12	3	21	276	41	22	257	84	
7. CELBRIDGE ...	53,703	8,116	28	106	1	36	141	1		7	8	77		31	108	33	
8. NAAS ...	234,481	33,222	122	647	6	63	704	17		19	36	410	32	66	444	260	
5. Kilkenny Co.																	
9. CALLAN ...	62,169	7,370	22	149	1	4	152	4		2	6	83		31	114	38	
10. CASTLECOMER ...	57,867	8,745	31	180	2	14	192	3		8	11	121		5	126	66	
11. KILKENNY ...	133,462	23,569	111	505	24	26	507	10	1	10	19	394	61	22	355	152	
12. THOMASTOWN ...	225,444	27,909	86	525	20	28	533	33	17	5	21	429	41	60	448	85	
13. URLINGFORD ...	30,528	3,397	16	68		7	75	1		3	4	53		11	64	11	
6. Laoighis																	
14. ABBEYLEIX ...	200,641	22,199	64	345	9	19	355	2		6	8	346	25	39	360	—5	
15. MOUNTMELICK ...	224,251	29,341	112	542	13	35	564	26	7	7	26	428	38	44	434	130	
7. Longford Co.																	
16. BALLYMAHON ...	69,834	7,796	17	134		9	143	3		2	5	104		19	123	20	
17. GRANARD ...	84,678	13,335	41	237	1	8	244	2		3	5	184	1	22	205	39	
18. LONGFORD ...	103,423	18,716	70	353	11	15	357	6	3	3	6	312	28	13	297	60	
8. Louth Co.																	
19. ARDEE ...	67,239	11,030	37	192	6	16	202	5	1	9	13	157	1	27	183	19	
20. DROGHEDA ...	41,979	18,278	93	337	15	19	341	11	3	4	12	269	13	22	278	63	
21. DUNDALK ...	93,596	33,431	92	623	7	14	630	12	1	2	13	479	6	22	495	135	
9. Meath Co.																	
22. DUNSHAUGHLIN ...	106,757	7,776	28	111	1	24	134	2		1	3	74		28	102	32	
23. KELLS ...	103,420	13,108	37	265		20	285	2		7	9	180	1	50	229	56	
24. NAVAN ...	182,153	22,708	79	414	9	45	450	6		11	17	383	58	45	370	80	
25. OLDCASTLE ...	44,099	4,876	14	85	1	5	89	3		1	4	60		15	75	14	
26. TRIM ...	141,387	14,501	39	306	42	17	281	30	19	3	14	267	44	28	251	30	
10. Offaly.																	
27. BIRR ...	248,866	24,401	86	409	5	21	425	2		8	10	259	5	35	289	136	
28. EDENDERRY ...	81,156	6,728	28	110	1	11	120	3		6	9	88	1	20	107	13	
29. TULLAMORE ...	163,615	21,463	106	484	20	11	475	14	7	1	8	298	31	13	280	195	
11. Westmeath Co.																	
30. ATHLONE ...	98,984	19,004	81	354	7	27	374	1		7	8	234	3	12	243	131	
31. DELVIN ...	110,986	10,342	31	172	1	16	187	1		5	6	111		19	130	57	
32. MULLINGAR ...	225,634	27,472	83	561	27	27	561	21	12	4	13	411	63	11	359	202	
12. Wexford Co.																	
33. ENNISCORTHY ...	193,384	29,878	148	599	36	24	587	57	25	7	39	581	90	28	519	68	
34. GOREY ...	130,103	14,358	57	250	9	16	257	7		8	15	221		28	249	8	
35. NEW ROSS ...	124,397	20,141	86	351	14	13	350	16	1	4	19	336	5	46	377	—27	
36. WEXFORD ...	133,010	31,471	136	673	18	30	685	14		16	30	538	30	50	558	127	
13. Wicklow Co.																	
37. BALTINGLASS ...	154,966	10,393	34	177	1	15	191	6		4	10	158		29	187	4	
38. RATHDRUM ...	262,200	39,394	184	755	20	66	801	29	6	6	29	576	34	80	622	179	
39. SHILLELAGH ...	83,078	7,804	15	147	1	17	163	3		9	12	73	1	18	90	73	

* See note (*) on page 1.

II.—PROVINCE OF MUNSTER.—MARRIAGES, BIRTHS AND DEATHS, 1927.

SUPERINTENDENT REGISTRARS' DISTRICTS, BY COUNTIES.

SUPERINTENDENT REGISTRARS' DISTRICTS.	Area * in Statute Acres	Population. Census, 1926.	Total Number of Marriages Registered.	BIRTHS (INCLUDING ILLEGITIMATE).				ILLEGITIMATE BIRTHS.				DEATHS.				Excess of Births over Deaths
				Total Number Registered.	Transferred from Area.	Transferred to Area.	Net Number.	Total Number Registered.	Transferred from Area.	Transferred to Area.	Net Number.	Total Number Registered.	Transferred from Area.	Transferred to Area.	Net Number.	
14. Clare Co.																
No. 40. BALLYVAGHAN ...	71,629	3,495	10	47	3	50	·	·	2	2	35	·	10	45	5	
41. COROFIN ...	61,381	4,109	14	78	7	85	·	·	3	3	44	·	11	55	30	
42. ENNIS ...	113,324	18,732	85	376	8	14	382	2	·	8	10	389	100	14	303	79
43. ENNISTYMON ...	99,600	15,137	47	222	4	11	229	2	2	5	5	165	7	28	186	43
44. KILLADYSERT ...	62,615	7,415	16	126	·	5	131	1	·	3	4	98	·	22	120	11
45. KILRUSH ...	137,507	22,642	72	557	28	5	584	33	25	2	10	314	22	23	315	219
46. SCARRIFF ...	241,712	23,534	52	370	·	59	429	4	·	9	13	274	·	56	330	99
15. Cork Co.																
47. BANDON ...	101,482	15,233	90	275	20	11	266	1	·	4	5	191	1	37	227	39
48. BANTRY ...	107,277	11,322	45	183	·	5	188	2	·	·	2	171	·	28	199	—11
49. CASTLETOWN ...	74,296	9,362	18	154	1	2	155	1	·	1	2	85	1	13	97	58
50. CLONAKILTY ...	80,994	15,695	59	271	6	11	276	9	4	1	6	276	39	24	261	15
51. CORK, part of ...	167,841	56,090	187	867	84	89	872	74	53	1	22	1,172	548	52	676	196
52. DUNMANWAY ...	103,920	11,377	31	199	1	7	205	2	·	1	3	130	·	23	153	52
53. FERMOY ...	196,733	26,785	108	441	36	13	418	27	14	·	13	373	24	40	389	29
54. KANTURK ...	185,659	21,421	119	428	2	23	449	1	·	6	7	264	1	41	304	145
55. KINSALE ...	80,129	12,659	38	146	2	16	160	·	·	1	1	150	2	35	183	—23
56. MACROOM ...	179,153	19,080	56	293	2	30	321	3	·	9	12	217	·	55	272	49
57. MALLOW ...	169,102	24,468	65	470	11	50	509	22	2	15	35	350	44	57	363	146
58. MIDDLETON ...	109,380	17,883	52	307	5	13	315	8	2	4	10	252	15	27	264	51
59. MILLSTREET ...	74,939	9,585	18	177	6	4	175	5	1	·	4	139	·	9	148	27
60. SKIBBEREEN ...	115,371	20,056	87	312	2	6	316	2	·	3	5	255	4	28	279	37
61. SKULL ...	57,669	7,060	30	122	·	3	125	·	·	1	1	87	·	10	97	28
62. YOUGHAL ...	36,960	9,181	42	176	2	5	179	2	·	2	4	158	26	18	150	29
16. Cork Co. Borough.																
63. CORK, part of ...	2,685	78,490	638	1,952	185	60	1,827	10	·	31	41	996	144	323	1,175	652
17. Kerry Co.																
64. CAHERCIVEEN ...	198,101	18,224	43	280	·	17	297	5	·	5	10	209	·	24	233	64
65. DINGLE ...	126,454	15,855	38	293	1	11	303	2	·	6	8	173	·	25	198	105
66. KENMARE ...	198,416	11,432	37	221	1	9	229	·	·	6	6	124	·	37	161	68
67. KILLARNEY ...	251,430	33,257	148	677	28	10	659	28	15	·	13	606	122	12	496	163
68. LISTOWEL ...	165,500	29,552	124	674	9	20	685	10	2	5	13	359	·	40	399	286
69. TRALEE ...	221,307	40,851	171	938	18	18	938	19	4	4	19	534	31	53	556	382
18. Limerick Co.																
70. CROOM ...	83,361	10,087	25	262	104	15	173	56	49	1	8	163	48	20	135	38
71. KILMALLOCK ...	164,342	24,284	105	475	5	63	533	5	·	19	24	303	·	70	373	160
72. LIMERICK, part of ...	142,823	25,417	74	461	15	73	519	13	10	13	16	490	201	39	328	191
73. NEWCASTLE ...	143,840	23,884	80	501	7	34	528	3	·	10	13	415	90	39	364	164
74. RATHKEALE ...	127,199	17,223	46	332	2	43	373	6	·	9	15	175	·	64	239	134
19. Limerick Co. Borough.																
75. LIMERICK, part of ...	2,386	39,448	391	1,185	160	27	1,052	3	1	12	14	509	82	186	613	439
20. Tipperary N.R.																
76. BORRISOKANE ...	109,667	9,213	35	159	·	7	166	·	·	4	4	94	·	17	111	55
77. NENAGH ...	183,392	20,792	92	425	7	17	435	2	·	3	5	239	2	36	323	112
78. ROSCREA ...	57,541	7,586	35	157	6	8	155	5	3	3	5	124	21	9	112	47
79. THURLES ...	142,655	22,054	119	450	16	27	461	19	6	3	16	305	17	27	315	146
21. Tipperary S.R.																
80. CARRICK-ON-SUIR ...	26,118	6,893	23	175	·	7	182	2	·	·	2	108	6	19	121	61
81. CASHEL ...	222,782	26,000	89	496	28	22	490	49	18	3	34	426	57	25	394	96
82. CLOGHEEN ...	117,415	12,348	38	190	·	18	208	2	·	6	8	149	·	39	188	20
83. CLONMEL ...	47,305	13,777	55	306	16	9	299	9	·	3	12	273	84	15	204	95
84. TIPPERARY ...	144,414	22,352	83	480	31	24	473	5	·	10	15	315	7	38	346	127
22. Waterford Co.																
85. DUNGARVAN ...	144,323	18,287	75	370	27	5	348	26	8	1	19	345	32	17	330	18
86. KILMACTHOMAS ...	64,595	6,321	16	116	3	18	131	7	·	3	10	66	·	28	94	37
87. LISMORE ...	97,178	10,802	53	176	3	18	191	1	·	3	4	119	1	24	142	49
88. WATERFORD, part of ...	146,955	16,505	70	293	7	27	318	2	·	7	9	189	6	42	225	93
23. Waterford Co. Borough.																
89. WATERFORD, part of ...	1,438	26,647	146	664	40	17	641	23	10	5	18	499	87	9	421	220

* See note (*) on page 1.

III.—PROVINCE OF CONNAUGHT.—MARRIAGES, BIRTHS AND DEATHS, 1927.

SUPERINTENDENT REGISTRARS' DISTRICTS, BY COUNTIES.

SUPERINTENDENT REGISTRARS' DISTRICTS.	Area* in Statute Acres.	Popula- tion, Census, 1926.	Total Number of Mar- riages Regis- tered.	BIRTHS (INCLUDING ILLEGITIMATE).				ILLEGITIMATE BIRTHS.				DEATHS.				Excess of Births over Deaths
				Total Number Registered.	Transferred from Area.	Transferred to Area.	Net Number.	Total Number Registered.	Transferred from Area.	Transferred to Area.	Net Number.	Total Number Registered.	Transferred from Area.	Transferred to Area.	Net Number.	
24. Ga. way Co.																
No. 90. BALLINASLOE ...	125,574	15,064	65	290	1	31	320	7	.	9	16	195	59	47	183	137
91. CLIFDEN ...	193,692	13,760	32	242	.	20	262	2	.	2	4	163	2	39	200	62
92. GALWAY ...	198,512	34,294	154	891	134	15	772	35	28	4	11	661	199	33	495	277
93. GLENNAMADDY ...	82,958	11,639	33	239	1	4	242	150	.	18	168	74
94. GORT ...	106,321	10,750	92	215	.	25	240	.	.	8	8	93	.	39	132	108
95. LOUGHREA ...	198,917	19,257	53	348	4	21	365	5	2	3	6	225	66	37	196	169
96. MOUNT BELLEW	102,407	12,652	39	219	2	9	226	.	.	3	3	141	.	21	162	64
97. OUGHTERARD ...	173,438	14,494	54	264	2	10	272	1	.	3	4	169	.	25	194	78
98. PORTUMNA ...	77,262	8,356	44	171	2	4	173	.	.	1	1	82	.	19	101	72
99. TUAM ...	208,558	29,100	100	566	3	19	582	3	.	2	5	300	15	58	343	239
25. Leitrim Co.																
100. CARRICK-ON-SHAN- NON	63,587	10,422	52	204	2	4	206	1	.	1	2	141	4	28	165	41
101. MANORHAMILTON,	177,423	21,791	80	401	7	13	407	9	4	1	6	337	24	9	322	85
102. MOHILL ...	135,764	23,694	102	386	4	11	393	.	.	4	4	274	.	34	308	85
26. Mayo Co.																
103. BALLINA ...	255,629	29,941	126	533	2	14	595	6	.	6	12	357	.	50	407	188
104. BALLINROBE ...	147,105	18,293	69	330	.	5	335	.	.	1	1	243	.	33	276	59
105. BELMULLET ...	179,761	13,720	25	253	.	4	257	.	.	1	1	116	.	13	129	128
106. CASTLEBAR ...	141,211	23,379	60	398	16	6	388	12	10	2	4	464	182	5	287	101
107. CLAREMORRIS ...	110,789	20,573	73	346	2	12	356	2	.	4	6	230	.	37	267	89
108. SWINEFORD ...	151,542	35,982	170	569	.	14	583	4	.	2	6	486	5	43	524	59
109. WESTPORT ...	347,904	30,302	86	526	4	14	536	1	.	4	5	277	.	49	326	210
27. Roscommon Co.																
110. BOYLE ...	122,372	18,656	67	309	.	10	319	2	.	2	4	250	.	17	267	52
111. CASTLEREAGH ...	163,690	27,152	107	435	3	18	450	2	.	4	6	318	1	39	356	94
112. ROSCOMMON ...	322,478	37,748	126	740	13	20	747	7	3	4	8	529	36	29	522	223
28. Sligo Co.																
113. DROMORE WEST	97,543	10,834	62	201	2	5	204	3	.	3	6	124	1	23	146	58
114. SLIGO ...	220,516	44,698	188	834	13	22	843	20	4	.	16	734	54	8	688	155
115. TOBERCURRY ...	125,869	15,856	81	252	2	5	255	.	.	1	1	212	.	20	232	23

IV.—PROVINCE OF ULSTER (Part of).—MARRIAGES, BIRTHS AND DEATHS, 1927.

SUPERINTENDENT REGISTRARS' DISTRICTS BY COUNTIES.

29. Cavan Co.																
116. BAILIEBOROUGH	113,901	21,473	91	370	3	22	389	4	.	3	7	245	.	54	299	90
117. BAWNBOY ...	102,420	12,232	38	205	2	7	210	1	.	2	3	143	.	17	160	50
118. CAVAN ...	250,841	48,747	214	897	13	16	900	23	3	6	26	703	51	25	677	223
30. Donegal Co.																
119. BALLYSHANNON	41,628	8,848	35	157	7	5	155	5	.	2	7	134	8	11	137	18
120. DONEGAL ...	160,441	16,552	52	232	2	4	234	17	1	1	17	229	12	23	240	44
121. DUNFANAGHY ...	126,123	14,252	51	304	6	4	302	8	.	2	10	170	.	11	181	121
122. GLENTIES ...	258,505	30,081	100	475	2	5	478	7	.	1	8	335	1	30	364	114
123. INISHOWEN ...	160,021	25,035	86	443	2	5	446	11	.	3	14	345	.	18	363	83
124. LETTERKENNY ...	160,377	18,909	89	373	.	12	385	24	.	5	29	282	51	27	258	127
125. MILLFORD ...	112,089	16,884	66	237	1	3	239	7	.	3	10	208	.	19	227	62
126. STRANORLAR ...	174,389	21,947	116	468	22	3	449	54	15	1	40	399	72	13	340	109
31. Monaghan Co.																
127. CARRICKMACROSS	65,680	13,740	36	238	.	6	244	5	.	2	7	149	.	29	178	66
128. CASTLEBLAYNEY	63,834	13,932	79	311	14	5	302	24	11	2	15	302	62	15	255	47
129. CLONES ...	64,288	12,352	47	190	2	7	195	3	.	7	10	141	.	27	168	27
130. MONAGHAN ...	125,183	25,107	95	466	2	10	474	4	1	5	8	368	39	29	358	116

* See note (*) on page 1.

ABSTRACT OF MARRIAGES.

ABSTRACT OF MARRIAGES.—Marriages registered

PROVINCES AND COUNTIES.	TOTAL MARRIAGES.	Total Marriages other than Roman Catholic.	Total Roman Catholic Marriages.	Details of Marriages other than Roman Catholic.						Total Marriages Registered in the Quarter ending the last day of			
				According to the Rites of the Church of Ireland.	In Registered Presbyterian Meeting Houses.	In Registered Buildings.	In the Registrar's Office.	Society of Friends.	Jews.	MARCH.	JUNE.	SEPTEMBER.	DECEMBER.
SAORSTAT EIREANN ...	13,418	917	12,501	612	163	52	73	5	12	3,830	3,088	3,439	3,081
PROVINCES.													
LEINSTER ...	5,893	506	5,387	369	33	32	49	5	12	1,340	1,378	1,807	1,368
MUNSTER ...	4,190	125	4,065	88	4	12	21	.	.	1,437	958	875	920
CONNAUGHT ...	2,140	45	2,095	39	5	.	1	.	.	631	490	484	475
ULSTER (part of) ...	1,195	241	954	116	115	8	2	.	.	362	242	273	318

I.—PROVINCE OF LEINSTER.—

CARLOW ...	165	10	155	10	42	45	42	36
DUBLIN ...	1,030	167	863	116	19	10	22	.	.	195	269	328	238
DUBLIN CO. BOROUGH ...	2,407	194	2,213	125	14	16	25	2	12	476	584	828	519
KILDARE ...	227	7	220	7	39	54	62	72
KILKENNY ...	266	5	261	5	89	38	84	55
LAOIGHIS ...	176	12	164	11	.	1	.	.	.	50	34	38	54
LONGFORD ...	128	5	123	5	51	29	13	5
LOUTH ...	222	8	214	5	2	57	46	62	57
MEATH ...	197	6	191	6	50	37	56	54
OFFALY ...	220	15	205	14	1	59	50	59	52
WESTMEATH ...	195	10	185	7	1	1	1	.	.	63	45	47	40
WEXFORD ...	427	28	399	24	.	1	.	3	.	114	90	126	97
WICKLOW ...	233	39	194	33	2	3	1	.	.	55	57	62	59

II.—PROVINCE OF MUNSTER.—

CLARE ...	296	1	295	.	1	102	97	38	59
CORK ...	1,045	48	997	40	.	4	4	.	.	372	237	218	218
CORK CO. BOROUGH ...	638	29	609	20	3	5	1	.	.	137	195	182	124
KERRY ...	561	4	557	4	265	98	87	111
LIMERICK ...	330	8	322	2	.	2	4	.	.	130	49	56	95
LIMERICK CO. BOROUGH ...	391	17	374	4	.	1	12	.	.	117	94	94	86
TIPPERARY, N.R. ...	281	8	273	8	125	44	47	65
TIPPERARY, S.R. ...	288	6	282	6	103	53	59	73
WATERFORD ...	214	2	212	2	56	60	44	54
WATERFORD CO. BOROUGH ...	146	2	144	2	30	31	50	35

III.—PROVINCE OF CONNAUGHT.—

GALWAY ...	666	3	663	3	225	136	180	125
LEITRIM ...	234	11	223	9	1	.	1	.	.	101	43	35	55
MAYO ...	609	11	598	10	1	190	141	107	171
ROSCOMMON ...	300	4	296	4	105	55	83	57
SLIGO ...	331	16	315	13	3	70	115	79	67

IV.—PROVINCE OF ULSTER (part of).—

CAVAN ...	343	50	293	31	16	2	1	.	.	105	62	83	93
DONEGAL ...	595	124	471	56	62	5	1	.	.	197	115	123	160
MONAGHAN ...	257	67	190	29	37	1	.	.	.	60	65	67	65

in the year ending 31st December, 1927.

MARRIAGES.								Signed the Marriage Register with Marks.				PROVINCES AND COUNTIES.
Contracted between				Of		Of Persons not of full Age.		Men.	Women.	Cases in which		
Bachelors and Spinsters.	Bachelors and Widows.	Widowers and Spinsters.	Widowers and Widows.	Widowers.	Widows.	Men.	Women.			Both signed.	One signed.	
12,282	287	698	151	849	438	187	946	271	167	54	330	SAORSTÁT ÉIREANN.
												PROVINCES.
5,351	148	320	74	394	222	113	537	93	73	17	132	LEINSTER.
3,863	72	211	44	255	116	44	251	60	34	12	70	MUNSTER.
1,995	42	85	18	103	60	15	78	64	38	19	64	CONNAUGHT.
1,073	25	82	15	97	40	15	80	54	22	6	64	ULSTER (part of).

MARRIAGES in the Year 1927—in COUNTIES.

156	1	7	1	8	2	3	16	2	1	.	3	CARLOW.
923	32	64	11	75	43	17	71	3	5	.	8	DUBLIN.
2,184	67	117	39	156	106	64	250	28	38	6	54	DUBLIN CO. BOROUGH.
199	10	15	2	18	12	4	18	3	.	.	3	KILDARE.
248	4	13	1	14	5	1	14	5	.	.	5	KILKENNY.
159	4	13	.	13	4	2	16	3	.	.	3	LAOIGHIS.
121	1	6	.	6	1	1	8	6	5	4	3	LONGFORD.
198	3	15	6	21	9	.	6	5	2	.	7	LOUTH.
180	4	10	3	13	7	.	16	1	2	1	1	MEATH.
204	4	8	4	12	8	7	24	9	2	2	7	OFFALY.
178	6	11	.	11	6	4	16	3	3	1	4	WESTMEATH.
385	6	31	5	36	11	6	48	19	9	1	26	WEXFORD.
216	6	9	2	11	8	4	34	6	6	2	8	WICKLOW.

MARRIAGES in the Year 1927—in COUNTIES.

282	4	9	1	10	5	5	16	6	.	.	6	CLARE.
962	20	54	9	63	29	2	35	14	8	5	12	CORK.
597	9	21	11	32	20	9	42	3	5	.	8	CORK CO. BOROUGH.
505	10	41	5	46	15	6	15	13	2	.	15	KERRY.
292	8	25	4	30	12	2	22	4	2	1	4	LIMERICK.
370	1	12	8	20	9	5	37	6	7	4	5	LIMERICK CO. BOROUGH.
261	7	12	1	13	8	.	13	8	5	2	9	TIPPERARY, N.R.
264	4	18	2	20	6	.	27	2	1	.	3	TIPPERARY, S.R.
191	7	15	1	16	8	3	13	3	1	.	4	WATERFORD
139	2	3	2	5	4	12	31	1	3	.	4	WATERFORD CO. BOROUGH.

MARRIAGES in the Year 1927—in COUNTIES.

615	17	28	6	34	23	3	30	27	13	5	30	GALWAY.
215	7	8	4	12	11	1	3	3	1	.	4	LEITRIM.
572	9	21	7	28	16	5	28	20	16	10	16	MAYO.
281	3	16	.	16	3	3	9	4	4	3	2	ROSCOMMON.
312	6	12	1	13	7	3	8	10	4	1	12	SLIGO.

MARRIAGES in the Year 1927—in COUNTIES.

308	9	22	4	26	13	5	17	13	1	1	12	CAVAN.
540	12	38	5	43	17	7	46	32	17	3	43	DONEGAL.
225	4	22	6	28	10	3	17	9	4	2	9	MONAGHAN.

LOUTH	Persons	1,173	956	98	16	11	4	5	134	24	12	16	17	30	33	33	30	37	47	34	75	79	130	175	47	3	
	Males	588	459	58	8	7	2	5	80	12	8	8	5	13	15	18	9	13	25	14	34	40	61	78	24	2	
	Females	585	497	40	8	4	2		54	12	4	8	12	17	18	15	21	24	22	20	41	39	69	97	23	1	
MEATH	Persons	1,239	1,027	92	20	9	6	4	131	8	9	20	27	29	18	23	25	43	46	64	99	100	129	194	56	6	
	Males	617	540	58	9	7	4	2	80	4	5	11	15	10	7	13	14	21	25	36	59	54	64	94	23	5	
	Females	622	487	34	11	2	2	2	51	4	4	9	12	19	11	10	11	22	21	28	40	46	65	100	33	1	
OFFALY	Persons	1,020	676	52	10	6	5	5	78	9	10	10	18	14	17	16	14	24	32	46	58	57	99	129	42	3	
	Males	552	368	37	8	2	3	3	53	5	5	4	7	6	7	7	6	16	18	30	32	34	51	68	17	2	
	Females	468	308	15	2	4	2	2	25	4	5	6	11	8	10	9	8	8	14	16	26	23	48	61	25	1	
WESTMEATH	Persons	1,122	732	52	8	8	2	5	75	21	6	16	13	17	17	16	22	28	39	39	55	77	99	138	50	4	
	Males	602	360	25	5	4	2	4	40	11	1	6	8	11	8	10	9	18	16	16	31	42	53	57	21	2	
	Females	520	372	27	3	4		1	35	10	5	10	5	6	9	6	13	10	23	23	24	35	46	81	29	2	
WEXFORD	Persons	1,879	1,703	145	35	18	11	12	221	32	20	48	46	38	43	47	49	60	80	99	121	144	227	323	97	8	
	Males	974	831	78	15	10	3	7	113	15	10	23	18	14	22	18	19	31	42	45	67	73	109	158	49	5	
	Females	905	872	67	20	8	8	5	108	17	10	25	28	24	21	29	30	29	38	54	54	71	118	165	48	3	
WICKLOW	Persons	1,155	899	55	18	9	6	4	92	15	10	18	22	18	22	28	31	37	44	64	69	81	124	157	63	4	
	Males	577	466	29	11	8	1	2	51	8	5	7	9	12	13	15	21	20	23	44	47	41	48	67	33	2	
	Females	578	433	26	7	1	5	2	41	7	5	11	13	6	9	13	10	17	21	20	22	40	76	90	30	2	
II. MUNSTER.																											
CLARE	Persons	1,840	1,354	106	24	19	11	8	168	22	11	31	32	44	24	36	30	36	63	54	110	119	184	269	111	10	
	Males	921	726	57	15	14	5	2	93	9	5	19	19	24	13	15	13	21	35	29	66	67	98	142	51	7	
	Females	919	628	49	9	5	6	6	75	13	6	12	13	20	11	21	17	15	28	25	44	52	86	127	60	3	
CORK CO.	Persons	4,929	4,062	303	61	37	32	24	457	60	51	101	98	103	96	119	145	159	202	238	304	383	471	740	306	29	
	Males	2,574	2,018	169	30	20	20	10	249	31	22	43	48	55	51	45	66	78	117	137	161	200	225	336	145	9	
	Females	2,355	2,044	134	31	17	12	14	208	29	29	58	50	48	45	74	79	81	85	101	143	183	246	404	161	20	
CORK CO. BOROUGH	Persons	1,827	1,175	151	36	14	9	11	221	35	10	25	32	45	38	49	46	61	78	87	94	96	108	119	29	2	
	Males	923	560	86	23	7	5	4	125	19	3	13	12	18	21	24	27	28	38	50	40	44	52	40	6		
	Females	904	615	65	13	7	4	7	96	16	7	12	20	27	17	25	19	33	40	37	54	52	56	79	23	2	
KERRY	Persons	3,111	2,043	178	31	19	17	21	266	46	31	60	66	67	49	68	58	73	80	120	109	169	228	358	185	10	
	Males	1,554	1,049	103	22	9	7	10	151	23	16	35	40	32	26	28	26	44	41	67	58	90	107	175	86	4	
	Females	1,557	994	75	9	10	10	11	115	23	15	25	26	35	23	40	32	29	39	53	51	79	121	183	99	6	
LIMERICK CO.	Persons	2,126	1,439	149	32	12	10	4	207	29	22	31	31	32	37	33	35	52	74	68	79	136	177	281	105	10	
	Males	1,084	757	82	19	6	4	1	112	17	10	17	21	19	18	17	15	27	48	42	37	78	95	138	44	2	
	Females	1,042	682	67	13	6	6	3	95	12	12	14	10	13	19	16	20	25	26	26	42	58	82	143	61	8	
LIMERICK CO. BOROUGH	Persons	1,052	613	107	17	11	13	2	150	5	7	13	11	25	21	24	24	27	39	43	44	42	69	52	15	2	
	Males	539	280	55	7	5	7	1	75	5	4	4	6	9	5	11	15	17	20	22	18	22	26	14	7		
	Females	513	333	52	10	6	6	1	75		3	9	5	16	16	13	9	10	19	21	26	20	43	38	8	2	
TIPPERARY, N.R.	Persons	1,221	861	80	14	2	3	5	104	15	8	10	8	20	24	19	24	28	39	36	67	81	123	181	65	9	
	Males	607	440	50	10	1	1	2	64	7	3	4	2	9	13	6	11	17	20	19	36	44	60	91	26	8	
	Females	614	421	30	4	1	2	3	40	8	5	6	6	11	11	13	13	11	19	17	31	37	63	90	39	1	
TIPPERARY, S.R.	Persons	1,652	1,253	127	21	7	4	4	163	19	10	27	36	31	28	34	41	49	74	75	103	108	164	220	64	7	
	Males	842	618	62	12	3	1	2	80	8	2	9	19	12	20	17	21	23	36	41	55	56	71	110	33	5	
	Females	810	635	65	9	4	3	2	83	11	8	18	17	19	8	17	20	26	38	34	48	52	93	110	31	2	

BIRTHS, and DEATHS at different AGES in the year 1927 --by PROVINCES and COUNTIES--continued.

Provinces and Counties.	TOTAL BIRTHS	AGES AT DEATH.																								
		TOTAL DEATHS	Under 1 Year.	1—	2—	3—	4—	Under 5 Years.	5—	10—	15—	20—	25—	30—	35—	40—	45—	50—	55—	60—	65—	70—	75—	85—	95 & upwards	
		WATERFORD CO.	988	791	73	12	10	6	2	103	12	8	15	16	17	13	15	30	26	40	40	62	68	112	160	50
{ Persons	511	411	46	5	4	2	1	58	5	4	7	5	9	7	7	20	13	22	25	34	41	52	76	25	1	
{ Females	477	380	27	7	6	4	1	45	7	4	8	11	8	6	8	10	13	18	15	28	27	60	84	25	3	
WATERFORD CO. BOROUGH	641	421	53	7	2	4	1	67	5	5	13	8	10	13	17	10	16	31	26	37	30	43	68	22	.	
{ Persons	328	195	34	5	1	3	.	43	3	1	3	3	5	7	8	5	9	16	18	20	17	12	19	6	.	
{ Females	313	226	19	2	1	1	1	24	2	4	10	5	5	6	9	5	7	15	8	17	13	31	49	16	.	
III.—CONNAUGHT.																										
GALWAY	3,454	2,174	162	39	33	14	14	262	26	25	59	66	66	60	49	49	64	89	97	141	149	251	463	235	23	
{ Persons	1,749	1,101	83	17	18	8	4	130	11	10	31	33	29	29	25	26	31	51	46	67	82	134	227	129	10	
{ Females	1,705	1,073	79	22	15	6	10	132	15	15	28	33	37	31	24	23	33	38	51	74	67	117	236	106	13	
LEITRIM	1,006	795	43	4	2	5	.	54	9	3	18	19	25	15	25	18	26	42	36	44	97	146	152	59	7	
{ Persons	511	395	25	1	1	1	.	28	4	.	8	14	14	8	8	17	23	20	23	41	74	72	72	29	4	
{ Females	495	400	18	3	1	4	.	26	5	3	10	5	11	7	17	10	9	19	16	21	56	72	80	30	3	
MAYO	3,050	2,216	132	31	18	9	13	203	38	43	61	46	62	50	52	54	63	81	99	123	157	273	522	253	36	
{ Persons	1,538	1,067	74	16	8	5	4	107	25	21	29	24	28	16	22	31	28	39	55	73	86	112	226	124	21	
{ Females	1,512	1,149	58	15	10	4	9	96	13	22	32	22	34	34	30	23	35	42	44	50	71	161	296	129	15	
ROSCOMMON	1,516	1,145	76	10	5	4	2	97	9	11	20	25	29	23	29	28	34	47	53	83	100	184	250	109	14	
{ Persons	794	572	55	4	1	3	.	63	2	8	11	14	12	13	12	12	16	25	30	42	57	77	111	58	9	
{ Females	722	573	21	6	4	1	2	34	7	3	9	11	17	10	17	16	18	22	23	41	43	107	139	51	5	
SLIGO	1,302	1,066	62	14	4	3	5	88	15	10	27	24	25	19	34	28	42	55	43	60	107	171	235	77	6	
{ Persons	656	541	30	5	3	1	2	41	7	2	15	12	14	12	15	16	17	27	21	29	60	89	126	36	2	
{ Females	646	525	32	9	1	2	3	47	8	8	12	12	11	7	19	12	25	28	22	31	47	82	109	41	4	
IV.—ULSTER (part of).																										
CAVAN	1,499	1,136	67	12	3	8	2	92	14	10	18	18	28	19	43	27	31	63	54	100	110	171	239	88	11	
{ Persons	761	575	40	7	1	2	.	50	12	5	5	11	13	7	18	11	11	30	22	53	49	93	127	54	4	
{ Females	738	561	27	5	2	6	2	42	2	5	13	7	15	12	25	16	20	33	32	47	61	78	112	34	7	
DONEGAL	2,788	2,110	163	33	17	19	8	240	41	34	41	59	54	54	37	60	61	78	109	161	171	286	439	161	24	
{ Persons	1,460	1,048	101	17	9	9	3	139	25	18	27	33	24	23	9	25	28	40	57	82	88	143	202	74	11	
{ Females	1,328	1,062	62	16	8	10	5	101	16	16	14	26	30	31	28	35	33	38	52	79	83	143	237	87	13	
MONAGHAN	1,215	959	62	11	11	3	6	93	16	4	15	25	12	21	20	19	28	50	53	98	116	150	178	56	5	
{ Persons	637	473	36	1	6	1	4	48	7	1	7	9	3	13	11	10	14	25	21	50	57	72	88	35	2	
{ Females	578	486	26	10	5	2	2	45	9	3	8	16	9	8	9	9	14	25	32	48	59	78	90	21	3	

CAUSES OF DEATH.

CAUSES of DEATH at different

NOTE.—In the cases in which International List numbers, representing Causes of Death, are omitted from this Abstract

International List Nos.	Causes of Death.	AGES AT											
		All Ages.	Under Month	1—2 Mths.	2—3 Mths.	3—6 Mths.	6—12 Mths.	Total under 1 year.	1—	2—	3—	4—	Total Under 5 years.
	TOTAL DEATHS (All Causes) ...	{ M. 21,812 F. 21,865	894 678	287 211	204 151	418 373	578 460	2,381 1,873	530 505	273 228	175 170	124 137	3,483 2,913
	I. EPIDEMIC, ENDEMIC, AND INFECTIOUS DISEASES	{ M. 3,854 F. 3,930	19 19	29 23	30 20	71 58	141 123	290 243	172 174	98 93	63 70	48 57	671 637
1a	Enteric Fever ...	{ M. 60 F. 37	1	1
1b	Paratyphoid Fever ...	{ M. . F. 1
2	Typhus ...	{ M. 5 F. 6
5	Malaria ...	{ M. 7 F.
7	Measles ...	{ M. 90 F. 85	.	1	1	2	15 9	19 9	22 24	13 14	8 8	5 7	67 62
8	Scarlet Fever ...	{ M. 43 F. 38	.	.	.	1	2 2	3 2	4 1	4 3	3 5	2 6	16 17
9	Whooping Cough ...	{ M. 211 F. 237	3 5	16 8	8 11	34 18	40 61	101 103	55 63	25 27	13 13	5 11	199 217
10	Diphtheria ...	{ M. 107 F. 111	1	.	.	.	10 6	11 7	19 21	6 14	9 14	9 7	54 63
11	Influenza—												
	a. With Pulmonary Complications specified ...	{ M. 383 F. 391	1 1	2 2	5 3	6 4	15 6	29 16	10 10	7 5	4 3	4 2	54 36
	b. Without Pulmonary Complications specified	{ M. 602 F. 723	3 7	4 6	5	16 15	16 12	44 40	15 19	9 11	4 9	3 5	75 84
13	Mumps ...	{ M. 2 F. 2	1	.	.	.	1
15	Cholera nostras ...	{ M. 1 F.	1	.	1
16	Dysentery ...	{ M. 9 F. 4	.	.	.	1	.	1	1
21	Erysipelas ...	{ M. 20 F. 11	2 1	1	.	.	.	3 1	.	.	2	.	5 1
22	Acute Poliomyelitis ...	{ M. 6 F. 7	.	1	.	.	1	2	.	1 1	1 1	.	4 3
23	Encephalitis Lethargica ...	{ M. 31 F. 26	1 1	1	.	1	3 1
24	Meningococcal Meningitis	{ M. 7 F. 5	1	1	3	.	.	1	4 1
25	Other Endemic and Epidemic Diseases	{ M. 3 F. 2	2	2	2	.	.	1	3 2
27	Anthrax ...	{ M. 2 F.
29	Tetanus ...	{ M. 15 F. 12	2 1	.	.	.	2	2 3	1	.	1	3	7 3
30	Mycoses ...	{ M. 2 F.
31	Tuberculosis of Respiratory System	{ M. 1,663 F. 1,746	.	.	1	2	14 6	15 9	5 5	5 8	3 7	1 4	29 33
32-7	Tuberculosis other than Respiratory	{ M. 475 F. 417	.	2 2	10 3	11 12	20 17	43 35	31 24	24 10	10 10	13 11	121 90
32	Tuberculosis of the Meninges and Central Nervous System generally	{ M. 106 F. 98	.	1	.	1	6 5	7 6	7 11	5 2	2 4	5 6	26 29
33	Tuberculosis of the Intestines and Peritoneum	{ M. 125 F. 109	.	.	4	8	10 5	22 7	19 9	9 4	3 5	3 2	56 27
34	Tuberculosis of the Vertebral Column	{ M. 33 F. 33	.	.	.	1	1	2	2	1	.	.	2 3

Periods of Life in the Year 1927.

it will be understood that no deaths from such causes have been registered during the year.

DEATH.																	95 & up-wards.	International List Nos.
5—	10—	15—	20—	25—	30—	35—	40—	45—	50—	55—	60—	65—	70—	75—	85—			
375 364	236 264	461 517	535 548	545 646	529 523	555 664	673 637	825 793	1,168 1,036	1,286 1,127	1,728 1,536	1,979 1,783	2,498 2,783	3,491 4,076	1,314 1,499	131 156		
171 171	107 142	231 360	322 362	301 379	265 230	247 245	228 196	206 178	213 161	198 137	198 164	168 180	166 201	135 152	26 31	1 4		
2 1	4 1	7 6	13 5	4 3	5 4	5 2	6 3	2 3	6 3	2 1	1 2	2 .	1 2	.	.	.	1a	
.	1	1b	
.	.	1	1	.	1	3	2	1	.	.	2	2	
.	.	.	.	1	.	3	.	.	.	3	5	
11 12	2 4	7 1	1 .	2 .	2 .	.	1 1	1 1	1	7	
12 6	5 6	4 2	2 4	1 1	.	1 .	1 1	1 .	1 1	1	8	
12 20	9	
32 36	12 3	2 1	1 1	1 3	1 2	1 .	.	1	2	1	.	1	10	
7 11	5 6	11 8	8 9	10 13	16 14	14 21	20 15	28 22	24 27	24 32	45 35	33 41	39 50	36 41	9 8	2	11a	
19 13	5 8	16 12	8 10	11 17	9 21	12 22	14 22	28 30	24 37	40 30	65 79	78 100	94 114	87 101	16 21	1 2	11b	
1 .	1 1	13	
.	15	
.	.	.	.	1	.	1	1	.	.	3 2	1	.	.	2	.	.	16	
.	1	2	1 1	1 1	1 1	1 .	1 1	1 1	2 1	2 .	1 2	1 1	1 1	1 .	1 .	.	21	
1 3	1 1	22	
3 3	3 5	3 .	4 5	2 3	2 .	.	2 1	.	3 3	4 1	2 2	23	
1 .	1 2	1 .	1 .	1	24	
.	25	
.	1	1	27	
1 2	2 .	.	1 .	1 .	1 .	.	1 1	1 .	.	2 1	.	1 .	2	29	
.	1	.	.	1	30	
8 19	26 68	132 264	234 280	234 292	192 165	174 174	154 128	121 105	131 75	93 60	64 31	39 27	25 19	7 5	1	.	31	
56 39	34 35	47 61	44 42	28 41	33 19	28 17	19 19	18 8	15 12	17 8	8 6	4 7	2 8	1 5	.	.	32-7	
28 15	13 17	16 19	8 6	4 2	4 3	4 3	1 1	2 1	1	.	.	32	
14 11	8 4	6 12	9 15	2 16	8 4	8 5	3 4	6 2	1 3	3 3	1 .	1 .	1 1	1 .	.	.	33	
1 .	2 1	7 5	3 5	6 3	3 3	4 4	2 3	.	2 .	1 2	3 2	1 1	1 1	.	.	.	34	

CAUSES of DEATHS at different

International List Nos.	Causes of Death.	AGES AT												
		All Ages.	Under 1 Month	1-2 Mths.	2-3 Mths.	3-6 Mths.	6-12 Mths.	Total under 1 year.	1-	2-	3-	4-	Total under 5 years.	
I. EPIDEMIC, &c., DISEASES— <i>cont.</i>														
35	Tuberculosis of the Joints ... {M.	29	1	1	.	2
	... {F.	26
36	Tuberculosis of other Organs—													
	a. Tuberculosis of the Skin and Subcutaneous Cellular Tissue {M.	9
	... {F.	6	1	1	1
	b. Tuberculosis of the Bones (Vertebral Column excepted) {M.	22	1	.	.	1
	... {F.	4
	c. Tuberculosis of the Lymphatic System (Mesenteric & Retro-peritoneal Glands excepted) {M.	9	1	1	1	2
	... {F.	10	1	1
	d. Tuberculosis of the Genito-Urinary System ... {M.	20
	... {F.	15
	e. Tuberculosis of Organs other than above ... {M.	3
	... {F.	3	1	1	1
37	Disseminated Tuberculosis ... {M.	119	.	1	6	3	3	13	3	8	4	4	32	
	... {F.	113	1	2	2	9	4	18	3	3	1	3	28	
38	Syphilis ... {M.	19	1	2	1	.	1	5	4	.	.	.	9	
	... {F.	12	2	4	1	4	.	11	11	
40a	Gonococcal Infection (Ophthalmia excepted) ... {M.	2	
	... {F.	
41	Purulent Infection, Septicæmia ... {M.	89	6	.	.	.	4	10	2	3	4	1	20	
	... {F.	57	1	.	1	2	2	6	2	.	.	2	10	
II. GENERAL DISEASES NOT INCLUDED ABOVE														
	{M.	2,220	1	.	1	.	1	3	8	6	2	6	25	
	{F.	2,118	3	.	1	2	4	10	7	5	7	4	33	
43	Carcinoma ... {M.	813	1	.	1	
	... {F.	792	1	.	1	
to	Sarcoma ... {M.	74	1	.	1	2	
	... {F.	53	.	.	1	.	.	1	1	1	1	1	5	
49	Cancer, Malignant Disease (not otherwise defined) ... {M.	770	
	... {F.	611	
50	Tumours, non-malignant (not Cerebral, Ovarian, or Uterine) {M.	20	
	... {F.	28	
51	Rheumatic Fever ... {M.	50	1	.	.	2	3	
	... {F.	44	
52	Chronic Rheumatism, Osteo-Arthritis ... {M.	135	
	... {F.	196	
56	Rickets ... {M.	10	.	.	1	.	1	2	4	1	1	2	10	
	... {F.	13	3	3	3	1	2	3	12	
57	Diabetes ... {M.	119	
	... {F.	113	
58a	Pernicious Anæmia ... {M.	105	
	... {F.	114	1	.	.	.	1	
58b	Other Anæmias and Chlorosis ... {M.	32	1	1	.	.	2	
	... {F.	53	1	1	.	1	1	.	3	
60a	Exophthalmic Goitre ... {M.	7	
	... {F.	42	
60b	Other Diseases of the Thyroid Gland {M.	5	1	.	.	1	
	... {F.	8	
61a	Tetany ... {M.	
	... {F.	1	
62	Diseases of Thymus ... {M.	1	1	.	.	.	1	
	... {F.	5	1	.	.	2	.	3	1	1	.	.	5	
63	Diseases of the Adrenals ... {M.	14	
	... {F.	10	
64	Diseases of the Spleen ... {M.	1	
	... {F.	
65a	Leukæmia ... {M.	20	1	1	.	.	2	
	... {F.	11	1	.	.	.	1	

Periods of Life in the Year 1927.—(continued).

DEATH.

5—	10—	15—	20—	25—	30—	35—	40—	45—	50—	55—	60—	65—	70—	75—	85—	95 & up-wards.	International List Nos.
1 2	2 4	5 3	4 3	4 2	2	1 2	1 2	2	4 1	3	1	1	2	1	.	.	35
1	2	.	2 1	1	1	.	1	.	1	.	1	.	1 1	1	.	.	36a
3 1	.	2 1	2 1	1	2	1	3	2 1	2	3	36b
2	1	1	1 2	2	1	.	1	.	1 2	.	.	2	36c
1	1	1	2	3 3	2 2	3 3	2 1	4	3	2	1	1	36d
.	.	1	.	.	2	.	.	1	1	36e
6 9	7 7	10 19	13 9	8 12	9 6	11	6 7	4 1	4 1	5 3	2 3	1 4	3	1	.	.	37
.	.	.	1	1 1	1	3	1	.	1	.	1	1	38
.	1	1	40a
5 6	6 1	2 1	4 3	4 2	3 2	3 6	8 2	6 3	3 3	5 2	6 7	9 3	4 5	1	1	.	41
17 13	14 17	31 16	26 18	28 28	35 36	44 84	92 108	137 182	258 249	275 248	343 360	354 263	327 263	186 215	26 44	2 1	
.	.	.	1	2 1	10 7	13 24	35 40	54 70	86 99	111 104	141 126	146 90	124 113	81 92	8 23	1 1	43
1	1 2	1 2	3 1	1	6 2	5 4	3 2	5 4	6 4	10 4	14 8	5 3	10 7	1 4	1	.	to
2	.	1	2	4	6 6	11 19	31 33	50 58	107 76	98 75	123 87	137 91	132 81	62 65	10 13	1	49
1	1	1	1	2	.	.	1 3	2 2	1 3	2 4	2 3	4 4	2 1	4 4	.	.	50
5 4	6 5	7 5	5 2	4 5	1 6	2 1	5 4	2 3	4 1	1 3	3 2	1 2	1	1	.	.	51
.	.	1	1	1	1 1	4 2	1 7	1 9	10 15	19 12	14 37	24 36	31 39	23 29	5 8	.	52
.	1	56
2	1 1	7 3	9 2	9 6	4 6	2 2	1 4	9 9	9 12	9 12	20 16	17 17	13 11	7 12	.	.	57
1 1	2	4	2 2	2 4	2 3	2 9	10 6	8 10	17 23	16 18	14 11	12 12	12 7	2 5	1	.	58a
1 4	1 3	3	1	4	1	1 7	1 4	1 3	9 6	2 7	4 4	3 5	1	3 1	.	.	58b
.	.	1	2 5	1 1	3	8	4	1 6	4	1 3	4	.	1 3	1	.	.	60a
1 1	1	1	.	.	.	1 2	1	.	1	.	1	1	.	1	.	.	60b
.	1	61a
.	62
.	.	2	1	1 1	2 1	.	2	1 3	2 2	1 1	1	1	1	1	.	.	63
.	1	64
1	1	1	1	3 1	2	2	1	1	1 4	3 2	2	.	.	1	1	.	65a

CAUSES of DEATHS at different

International List Nos.	Causes of Death.	AGES AT												
		All Ages.	Under 1 Month	1—2 Mths.	2—3 Mths.	3—6 Mths.	6—12 Mths.	Total under 1 year.	1—	2—	3—	4—	Total under 5 years.	
	II. GENERAL DISEASES NOT INCLUDED ABOVE— <i>continued.</i>													
65b	Lymphadenoma (Hodgkin's Disease) { M. F.	18 3	1	1
66	Alcoholism (acute or chronic) ... { M. F.	13 2
67a	Chronic Poisoning by Mineral Substances. Lead ... { M. F.	2
69	Other General Diseases ... { M. F.	11 19	1 2	1 2	.	1 1	.	2	.	2 5
	III. DISEASES OF THE NERVOUS SYSTEM AND SENSE ORGANS { M. F.	1,842 2,017	115 86	39 21	24 18	57 49	86 63	321 238	62 45	22 18	21 15	11 17	437 333	
70	Encephalitis ... { M. F.	24 14	1	1	1	.	.	2	1 3	
71	Meningitis ... { M. F.	170 167	2 1	3 1	4 1	11 7	17 25	37 35	20 17	5 1	12 7	5 10	79 70	
72	Tabes Dorsalis (Locomotor Ataxy) { M. F.	9 2
73	Other Diseases of Spinal Cord ... { M. F.	62 45	1 1	1 1	
74a	Cerebral Hæmorrhage, Apoplexy { M. F.	516 740	1	.	1	
74b	Cerebral Thrombosis and Embolism { M. F.	44 63	
75a	Hemiplegia ... { M. F.	141 210	
75b	Other forms of Paralysis ... { M. F.	123 197	1	.	.	1	1 1	
76	General Paralysis of the Insane ... { M. F.	17 2	
77	Other forms of Insanity ... { M. F.	132 127	
78	Epilepsy ... { M. F.	98 60	2	2	2	.	.	.	2 2	
79-80	Convulsions (non-Puerperal) ... { M. F.	347 252	113 85	35 20	20 17	45 41	63 37	276 200	38 23	15 16	7 5	3 3	339 247	
81	Chorea ... { M. F.	2 8	
82	Hysteria and Neuritis ... { M. F.	15 14	
83	Cerebral Softening ... { M. F.	12 20	
84a	Idiocy: Imbecility ... { M. F.	7 3	.	.	.	1	.	1	.	1	1	.	3	
84b	Cerebral Tumour ... { M. F.	22 11	3	.	.	.	3	
84c	Disseminated Sclerosis ... { M. F.	16 13	
84d	Paralysis Agitans ... { M. F.	26 16	
84e	Other Diseases of the Nervous System. { M. F.	20 20	
85	Disease of Eye ... { M. F.	5 2	1	1	
86	Disease of the Ear and of the Mastoid Sinus ... { M. F.	34 31	.	1	.	.	3 2	4 3	1 1	1 1	1 2	1	7 8	

Periods of Life in the Year 1927.—(continued).

DEATH.																	Inter- national List Nos.	
5—	10—	15—	20—	25—	30—	35—	40—	45—	50—	55—	60—	65—	70—	75—	85—	95 & up- wards.		
4	.	3	1	.	.	1	1	2	1	2	3	2	65b	
.	.	.	.	1	1	1	1	1	3	2	.	2	.	1	.	.		66
.	1	1		
1	2 3	1 3	1 1	2	.	.	.	5	.	.	2	1 1		69
32 40	26 29	53 35	35 35	34 22	46 35	49 44	62 64	69 88	101 126	120 157	183 177	177 238	189 272	193 285	35 36	1 1	70	
1	2	1	2	4	3	2	2	1	3	2	1	1	1	.	.	.		71
17 26	11 20	20 18	7 10	4 4	3 5	7 5	6 1	6	2	2	3	2	1	.	1	1	72	
.	.	.	.	1	.	1	1	1	1	1	2	2		73
1	1	3	2	3	2	1	4	8	7	8	10	5	3	3	.	.	74a	
.	.	3	3	1	13	6	9	16	24	53	72	72	113	109	21	1		74b
.	1	1	.	.	1	3	2	.	7	1	7	5	6	14	3	.	75a	
1	.	.	1	.	1	2	2	14	9	23	24	24	20	31	5	.		75b
2	.	1	3	1	3	5	5	3	6	6	18	25	28	20	3	.	76	
.	2	4	3	5	2	1	1		77
.	.	1	2	4	5	13	16	7	22	11	20	20	5	5	1	.	78	
2	4	7	10	9	9	7	6	7	8	6	7	10	1	3	.	.		79-80
5 5	1	1	1	81	
2 4	2	1	1		82
.	.	.	1	1	2	1	2	3	2	1	3	1	2	.	.	.	83	
.	.	1	1	1	1	3	2	2	1	.	.		84a
.	1	2	2	.	1	.	1	84b	
2	1	3	2	1	2	2	1	2	1	1	3	1	.	.	1	.		84c
.	.	1	2	.	2	1	2	2	1	.	3	1	1	1	.	.	84d	
.	.	1	.	.	.	2	1	3	1	1	3	3	6	2	4	1		84e
.	.	1	.	1	1	2	3	3	3	2	3	1	1	1	1	.	85	
3 1	4 4	6 7	1 2	5	1	.	3	1	1	1	2	2	1	1	.	.		86

CAUSES of DEATH at different

International List Nos.	Causes of Death.	AGES AT											
		All Ages.	Under 1 Month	1—2 Mths.	2—3 Mths.	3—6 Mths.	6—12 Mths.	Total under 1 year.	1—	2—	3—	4—	Total Under 5 years.
	IV. DISEASES OF THE CIRCULATORY SYSTEM.	{ M. 2,633 F. 2,732	.	.	.	1	.	1	1	2	1	1	6
87	Pericarditis ...	{ M. 15 F. 8	1	.	1	.	2
88	Acute Endocarditis and Myocarditis	{ M. 62 F. 69	1	.	.	1	1
89	Angina Pectoris ...	{ M. 69 F. 29
90a	Valvular Disease of Heart	{ M. 575 F. 664	1	1	.	2
90b	Fatty Degeneration of Heart	{ M. 57 F. 40
90c	Other and unstated forms of Heart Disease.	{ M. 1,661 F. 1,782	.	.	.	1	.	1	1	1	1	.	2
91a	Aneurysm ...	{ M. 21 F. 6
91b	Arterio-sclerosis ...	{ M. 141 F. 89
91c	Other Diseases of the Arteries ...	{ M. 5 F.
92	Embolism and Thrombosis (not Cerebral) ...	{ M. 10 F. 20
93	Diseases of the Veins (Varices, Hæmorrhoids, Phlebitis, etc.)	{ M. 7 F. 15
94	Diseases of Lymphatic System (Lymphangitis, etc.)	{ M. 6 F. 3	1	.	.	1
95	Hæmorrhage (without stated cause)	{ M. 2 F. 5
96	Other Diseases of the Circulatory System ...	{ M. 2 F. 2
	V. DISEASES OF THE RESPIRATORY SYSTEM	{ M. 3,195 F. 2,932	38	46	35	95	210	424	193	86	49	27	779
97	Diseases of the Nasal Fossæ ...	{ M. 2 F. 3
98a	Croup ...	{ M. 15 F. 12	2	1	.	2	3	6	4	2	1	1	14
98b	Other Diseases of the Larynx ...	{ M. 24 F. 9	.	.	1	2	1	3	1	4	1	2	11
99a	Bronchitis, Acute ...	{ M. 182 F. 183	5	4	3	8	9	29	4	6	3	2	44
99b	Bronchitis, Chronic ...	{ M. 263 F. 247	1	.	.	1	2
99c.d.	Bronchitis (not otherwise defined)...	{ M. 786 F. 949	17	15	16	25	53	126	21	11	5	4	167
100	Broncho-Pneumonia ...	{ M. 576 F. 567	10	16	9	37	87	159	100	32	21	6	318
101a	Lobar Pneumonia ...	{ M. 180 F. 113	.	1	.	1	8	8	7	.	2	.	17
101b	Pneumonia (not otherwise defined)...	{ M. 805 F. 592	4	8	5	20	45	82	47	26	15	10	180
102a	Empyema ...	{ M. 22 F. 6	1	1	2	1	1	1	6
102b	Other Pleurisy ...	{ M. 43 F. 46	1	1	.	1	.	.	3
103	Congestion and Hæmorrhagic Infarct of the Lung ...	{ M. 113 F. 102	.	1	2	3	2	8	3	3	.	.	14
				1	.	2	1	4	.	.	1	.	5

Periods of Life in the Year 1927.—(continued).

DEATH.																	Inter- national List Nos.
5—	10—	15—	20—	25—	30—	35—	40—	45—	50—	55—	60—	65—	70—	75—	85—	95 & up- wards.	
14	14	28	30	35	36	41	59	124	161	240	373	446	469	474	79	4	
11	17	27	22	38	55	75	89	121	189	262	329	414	493	466	107	8	
2	.	3	1	2	1	.	.	1	3	2	87
.	.	2	.	1	.	.	1	1	1	.	.	.	88
1	4	4	12	6	4	9	12	1	2	2	.	3	.	1	.	.	89
7	3	3	4	6	7	17	14	.	1	1	1	1	1	2	.	.	90a
.	.	.	.	1	.	1	.	3	8	12	9	22	5	8	1	.	90b
4	3	15	8	9	11	18	12	33	50	56	72	88	93	88	12	1	90c
1	6	9	7	17	20	21	22	36	48	77	80	94	104	99	19	2	90a
.	1	1	3	2	.	5	10	17	7	8	3	.	90b
.	4	.	.	2	1	5	8	6	5	9	.	.	90c
7	5	6	7	17	16	11	27	75	89	143	246	289	333	332	53	3	90c
3	7	13	10	11	23	28	46	73	125	166	221	292	355	322	77	6	90c
.	1	1	1	3	2	7	4	1	.	1	.	.	91a
.	1	1	1	.	1	1	.	1	.	91a
.	.	.	1	.	1	.	3	3	5	8	30	21	30	31	8	.	91b
.	1	.	.	4	3	5	9	15	20	23	9	.	91b
.	1	.	1	.	1	.	.	2	91c
.	.	.	.	1	.	3	2	1	1	3	.	1	1	2	.	.	92
.	1	.	1	1	3	3	.	.	3	2	2	1	.	1	.	.	92
.	.	.	.	1	1	1	2	2	1	1	1	2	1	1	.	.	93
.	.	.	.	1	1	1	2	3	1	.	2	1	1	2	.	.	93
.	2	.	1	.	.	1	.	.	.	1	.	.	.	1	.	.	94
.	1	.	.	2	94
.	2	2	1	1	.	95
.	1	1	.	.	95
.	1	1	1	.	1	.	96
.	1	1	.	1	.	96
45	29	42	40	41	50	64	96	120	196	222	281	316	385	402	81	6	97
58	25	40	34	48	50	68	63	87	126	141	276	292	436	433	94	5	97
.	.	.	.	1	.	.	1	.	1	1	98a
.	1	98a
4	.	2	.	.	.	1	.	.	1	3	2	.	.	1	.	.	98b
1	1	98b
1	2	.	1	2	4	1	4	1	7	16	15	23	23	30	7	1	99a
.	.	1	2	2	1	5	2	5	6	7	24	18	38	27	15	1	99a
2	.	.	1	4	2	3	4	6	14	18	26	45	57	64	14	1	99b
1	.	2	1	1	2	4	4	7	12	13	36	43	51	57	12	1	99b
4	2	4	4	2	2	5	15	16	33	49	80	83	138	148	30	4	99c.d
11	7	6	6	6	5	7	10	17	42	62	99	110	177	202	38	3	99c.d
13	4	2	7	8	5	12	12	14	17	23	24	35	36	40	6	.	100
20	7	10	6	8	7	10	9	8	13	6	25	24	49	45	10	.	100
3	2	7	5	2	10	9	17	12	17	17	14	14	18	15	1	.	101a
3	.	5	1	6	7	9	5	9	7	7	6	12	17	5	3	.	101a
14	16	16	18	13	20	29	33	49	68	62	79	61	76	57	14	.	101b
20	7	14	18	19	21	25	25	30	27	28	54	59	63	47	4	.	101b
1	1	1	.	1	1	.	2	.	3	3	1	1	1	.	.	.	102a
.	1	.	.	1	102a
2	.	2	1	1	2	3	2	7	4	3	4	5	3	2	1	.	102b
1	3	1	2	1	2	3	4	2	6	1	7	3	7	2	.	.	102b
1	1	4	1	.	1	.	3	4	9	9	15	15	9	23	4	.	103
.	1	1	1	2	3	1	1	2	5	10	14	10	14	23	9	.	103

CAUSES of DEATH at different

International List Nos.	Causes of Death.	AGES AT												
		All Ages.	Under 1 Month	1-2 Mths.	2-3 Mths.	3-6 Mths.	6-12 Mths.	Total under 1 year.	1-	2-	3-	4-	Total under 5 years.	
104	Gangrene of the Lung ...	{ M. 10 F. 1
105	Asthma ...	{ M. 117 F. 58	1	1
106	Pulmonary Emphysema ...	{ M. 11 F. 8	1	1
107	Other Diseases of the Respiratory System (Tuberculosis-excepted)	{ M. 46 F. 36	.	1	.	1	.	1	2	2	.	.	.	4
								1	1
	VI. DISEASES OF THE DIGESTIVE SYSTEM.	{ M. 1,255 F. 1,021	34	48	51	100	77	310	54	20	8	14	406	
			26	37	29	92	73	257	45	19	17	17	355	
108a	Diseases of Teeth and Gums	{ M. 5 F. 5	1	.	.	.	1	
			1	.	.	.	1	2	1	1	.	.	4	
108b	Diseases of the Buccal Cavity and its Annexa ...	{ M. 5 F. 1	1	.	.	.	1	
109	Diseases of Pharynx and Tonsils (including Adenoid Vegetations)	{ M. 28 F. 17	2	2	6	2	1	1	12	
			1	1	.	.	1	2	.	2	2	2	8	
110	Diseases of the Oesophagus	{ M. 1 F. 4	
111a	Ulcer of the Stomach ...	{ M. 123 F. 70	1	.	1	
111b	Ulcer of the Duodenum	{ M. 67 F. 11	1	1	1	
112a	Inflammation of Stomach	{ M. 146 F. 152	5	4	12	13	12	46	6	3	.	1	56	
			6	8	7	10	10	41	12	4	3	1	61	
112b	Other Diseases of the Stomach (Cancer excepted)	{ M. 38 F. 49	.	1	.	.	1	2	1	.	2	.	5	
			.	.	.	1	.	1	1	.	.	.	2	
113-114	Diarrhoea and Enteritis ...	{ M. 373 F. 330	27	43	39	72	56	237	34	10	3	6	290	
			16	27	21	76	54	194	28	11	8	7	248	
116	Diseases due to Intestinal Parasites	{ M. . F. 1	1	.	.	1	
117	Appendicitis ...	{ M. 119 F. 66	1	1	.	.	2	
			5	5	
118a	Hernia ...	{ M. 43 F. 33	.	.	.	1	.	1	.	1	.	.	2	
118b	Intestinal Obstruction ...	{ M. 122 F. 115	2	.	1	11	5	18	4	3	.	4	29	
			1	1	1	5	5	13	1	.	1	2	17	
119	Other Diseases of the Intestine	{ M. 15 F. 17	1	2	2	
120	Acute Yellow Atrophy of the Liver	{ M. 4 F. 1	1	.	.	.	1	
121	Hydatid Tumour of Liver	{ M. . F. 1	
122	Cirrhosis of the Liver ...	{ M. 70 F. 36	1	.	.	.	1	
123	Biliary Calculi ...	{ M. 11 F. 19	
124	Other Diseases of the Liver	{ M. 50 F. 58	.	.	.	1	.	1	.	.	.	1	2	
125	Diseases of the Pancreas	{ M. 9 F. 6	
126	Peritonitis of Unstated Origin	{ M. 25 F. 29	.	.	.	1	.	1	.	.	1	1	3	
			1	.	.	.	1	2	.	.	3	.	5	
127	Other Diseases of the Digestive System ...	{ M. 1 F.	1	.	1	1	

CAUSES of DEATH at different

International List Nos.	Causes of Death.	AGES AT											
		All Ages.	Under 1 Month.	1—2 Mths.	2—3 Mths.	3—6 Mths.	6—12 Mths.	Total under 1 year.	1—	2—	3—	4—	Total Under 5 years.
	VII. NON-VENEREAL DISEASES OF THE GENITO-URINARY SYSTEM AND ITS ANNEXA. {M. 912 F. 608	2	3	5	2	1	2	2	12
128	Acute Nephritis (including unspecified under 10 years of age) {M. 91 F. 90	2	2	4	2	1	2	2	11
129	Chronic Nephritis (including unspecified over 10 years of age) {M. 527 F. 409
131	Other Diseases of the Kidneys and their Annexa (Diseases of the Kidneys in Pregnancy excluded). {M. 47 F. 35	1	1	.	.	.	1	1
132	Calculi of the Urinary Passages ... {M. 4 F.
133a	Cystitis ... {M. 70 F. 14	1	1	1
133b	Other Diseases of the Bladder ... {M. 20 F. 2
134a	Stricture of the Urethra ... {M. 2 F.
134b	Other Diseases of the Urethra ... {M. 6 F.
135	Diseases of the Prostate ... M. 143
136	Non-Veneral Diseases of the Male Genital Organs ... M. 2
137	Cysts and other non-malignant Tumours of the Ovary ... F. 18
138	Pelvic Abscess and Salpingitis ... F. 15
139	Non-malignant Tumours of the Uterus ... F. 21
140	Non-Puerperal Uterine Hæmorrhage ... F. 2
141a	Metritis ... F. 2
	VIII. THE PUERPERAL STATE ... F. 271
143b	Accidents of Pregnancy— A. Abortion ... F. 9
	B. Ectopic Gestation ... F. 1
	C. Other Accidents ... F. 12
144	Puerperal Hæmorrhage ... F. 67
145	Other Accidents of Childbirth ... F. 53
146	Puerperal Sepsis ... F. 77
147	Phlegmasia Alba Dolens; Puerperal Embolism, and Sudden Death in the Puerperium ... F. 18
148	Puerperal Albuminuria and Convulsions ... F. 34
	IX. DISEASES OF THE SKIN AND CELLULAR TISSUE {M. 128 F. 109	3	1	.	.	4	3	11	2	1	.	2	16
151	Gangrene ... {M. 58 F. 64	1	.	.	.	1

Periods of Life in the Year 1927.—(continued).

DEATH.																	Inter- national List Nos.
5—	10—	15—	20—	25—	30—	35—	40—	45—	50—	55—	60—	65—	70—	75—	85—	95 & up- wards.	
10 4	1 8	8 6	11 21	14 20	20 17	21 36	30 27	44 47	59 69	74 56	113 74	140 66	158 83	155 61	39 7	3	
8 2	5	2 4	2 6	4 5	4 6	1 9	3 3	8 7	9 9	9 5	8 10	9 6	9 4	4 5	.	.	128
2	1 3	4 2	9 8	9 6	15 7	16 16	24 14	31 33	42 44	48 46	69 58	84 50	89 66	62 49	20 7	2	129
1	.	1	2	1	1 2	1 4	1 3	2	4 7	4 2	4 1	2 2	11 5	14 5	.	.	131
.	.	1	1	.	1	.	1	132
1	2	1	1	1 2	1	13 1	14 3	11 5	16 1	10	.	133a
.	.	.	.	1	1	2 1	2	7	5	2	1	133b
.	1	.	1	134a
.	2	1	1	1	.	1	.	.	134b
.	1	1	.	9	15	27	30	53	7	.	135
.	1	1	.	.	.	136
.	.	.	1	1	.	2	.	1	3	2	2	3	2	1	.	.	137
.	.	.	4	4	.	1	3	1	.	1	.	1	138
.	.	.	.	3	2	3	2	4	4	.	1	1	1	.	.	.	139
.	1	.	1	140
.	2	141a
.	.	4	23	78	72	59	30	4	1	
.	.	.	.	1	4	3	.	1	
.	.	.	.	1	143b
.	.	1	.	2	4	3	1	1	144
.	.	1	4	18	17	15	12	145
.	.	.	5	12	16	14	5	1	146
.	.	1	9	25	19	16	5	1	1	147
.	.	.	2	6	5	3	2	148
.	.	1	3	13	7	5	5	
2	1	1	2 1	2 2	2	1	4	6 2	9 9	9 10	16 16	11 5	16 15	20 22	12 8	1 1	
1	.	1	1	1	3 5	5 4	4 9	7 3	8 12	18 20	10 7	1 1	151

CAUSES of DEATH at different

International List Nos.	Causes of Death.	AGES AT											
		All Ages.	Under 1 Month	1—2 Mths.	2—3 Mths.	3—6 Mths.	6—12 Mths.	Total under 1 year.	1—	2—	3—	4—	Total under 5 years.
IX. DISEASES OF THE SKIN AND CELLULAR TISSUE— <i>continued.</i>													
152	Furuncle {M. F.	7 4	.	.	.	1	.	1	1
153	Cellulitis, Acute Abscess ... {M. F.	39 15	.	1	.	1	2	4	1	.	.	2	7 4
154	Other Diseases of the Skin and its Annexa ... {M. F.	24 26	3 3	.	.	3 2	1 1	7 6	1 2	1	.	.	9 8
X. DISEASES OF THE BONES AND ORGANS OF LOCOMOTION {M. F.													
		47 27	2 1	1	1	1	5 4
155	Diseases of the Bones (Tuberculosis and Rickets excepted) ... {M. F.	44 22	1 2	1	1	1	4 3
156	Diseases of the Joints (Tuberculosis and Rheumatism excepted) {M. F.	3 5	1 1	.	.	.	1 1
XI. MALFORMATIONS.													
159	Congenital Malformations (Stillbirths excepted) ... {M. F.	91 74	56 46	13 6	6 3	3 7	2 3	80 65	.	4 2	3 1	1 3	88 72
XII. DISEASES OF EARLY INFANCY {M. F.													
		903 699	618 445	107 82	54 45	78 81	46 46	903 699	903 699
160b	Congenital Debility, Icterus and Sclerema ... {M. F.	607 466	342 233	98 75	50 39	73 76	44 43	607 466	607 466
161a	Premature Birth: {M. F.	236 200	219 179	7 7	4 6	4 5	2 3	236 200	236 200
161b	Injury at Birth ... {M. F.	16 8	14 8	1	.	1	.	16 8	16 8
162a	Atelectasis ... {M. F.	6 9	5 9	1	.	.	.	6 9	6 9
162b	Other Diseases Peculiar to Early Infancy ... {M. F.	19 6	19 6	19 6	19 6
163	Lack of Care ... {M. F.	19 10	19 10	19 10	19 10
XIII. OLD AGE.													
164	Senility ... {M. F.	3,626 4,572
XIV. EXTERNAL CAUSES. {M. F.													
		607 238	7 11	1	2	5 1	2 2	17 14	15 12	23 13	19 5	9 3	83 47
165-174	Suicide ... {M. F.	80 16
175	Food Poison ... {M. F.	1
177	Other Acute Accidental Poisonings {M. F.	8 3	1	.	.	1
179	Burns (Conflagration excepted) and Scalds ... {M. F.	71 68	.	.	1	2	1 2	4 2	13 9	15 12	12 5	3 3	47 31
180	Accidental Mechanical Suffocation... {M. F.	10 2	1 1	1	1	2 1	.	5 2	5 2

Periods of Life in the Year 1927.—(continued).

DEATH.																	International List Nos.
5—	10—	15—	20—	25—	30—	35—	40—	45—	50—	55—	60—	65—	70—	75—	85—	95 & up- wards.	
.	1	.	.	2	1	3	.	.	.	} 152
.	1	.	.	1	.	1	.	.	.	
1	1	1	1	2	2	1	2	3	5	3	7	2	2	1	.	.	} 153
.	.	.	1	1	.	.	.	1	1	1	3	1	1	1	2	.	
.	.	.	1	1	.	.	.	1	1	3	5	1	3	1	2	1	} 154
.	
13	9	3	1	2	1	1	2	1	1	3	.	2	2	1	.	.	} 155
3	6	1	.	.	.	1	3	.	1	1	.	3	3	1	.	.	
13	9	3	1	2	1	.	2	1	1	2	.	2	2	1	.	.	} 156
3	6	1	.	.	.	1	2	.	.	1	.	3	2	.	.	.	
.	1	.	1	1	.	.	1	1	.	.	} 159
1	1	1	
.	} 160b
.	
.	} 161
.	
.	} 161b
.	
.	} 162a
.	
.	} 162b
.	
.	} 163
.	
.	46	653	1,817	1,000	110	} 164
.	57	893	2,340	1,146	136	
28	11	40	38	46	29	34	33	42	49	26	39	38	35	28	6	2	} 165-
21	4	8	6	7	6	8	3	11	13	13	12	14	29	25	11	.	
.	.	.	4	6	6	7	6	8	16	4	7	11	3	2	.	.	} 174
.	.	.	1	2	1	3	.	2	4	2	.	.	1	.	.	.	
.	.	.	1	} 175
.	
2	2	2	1	} 177
.	1	.	.	.	1	1	
3	.	3	1	2	1	1	3	1	5	3	.	1	} 179
6	2	3	.	2	.	.	.	3	1	.	3	3	6	4	4	.	
.	2	.	1	.	1	.	.	1	} 180
.	

CAUSES of DEATH at different

International List Nos.	Causes of Death.	AGES AT											
		All Ages.	Under 1 Month.	1-2 Mths.	2-3 Mths.	3-6 Mths.	6-12 Mths.	Total under 1 year.	1-	2-	3-	4-	Total under 5 years.
XIV. EXTERNAL CAUSES— <i>continued.</i>													
181	Accidental Absorption of Irrespirable or Poisonous Gas ...	2
182	Accidental Drowning ...	125 31	2	4	3	1	8 2
183	Accidental Injury by Firearms ...	10
184	Cutting and Piercing Instruments ...	3 1
185	Accidental Injury by Fall ...	51 11	1	.	1	2	3 1
186	Accidental Injuries in Mines or Quarries ...	2
187	Accidental Injuries by Machinery	11
188a	Accidental Injury by Vehicles, (Motors, Railways,) etc.	104 34	2	1	2	3	8
188b	Accidental Injury by other forms of crushing.	14 3	1	.	.	1
189	Injury by Animals (poisoning excepted)	17 2	1	1	.	.	1	.	2
190	Wounds of War ...	5
192	Hunger or Thirst ...	1 1
193	Excessive Cold ...	3
196	Electricity (Lightning excepted)	2	1	.	.	1
197-200	Homicide: Infanticide ...	27 15	6 10	6 10	6 10
201	Fracture (Cause not specified) ...	22 41	1	.	.	1
202	Other External Violence ...	24 8	.	.	.	1	.	1	1
203	Violence (cause unknown) ...	14 2
XV. ILL-DEFINED CAUSES.		499 517	3 5	3 1	1 1	2 3	7 1	16 11	19 23	9 7	6 4	2 3	52 48
204	Sudden Death ...	44 31
205a	Heart failure (1-70) ...	244 235
205b	Ill-defined Causes ...	195 239	1 1	1 1	.	2 2	5 .	9 4	18 23	9 7	6 4	2 2	44 40
205c	Cause unstated ...	16 12	2 4	2 .	1 1	.	2 1	7 7	1 .	.	.	1	8 8

Periods of Life in the Year 1927.--(continued).

DEATH.																	Inter- national List Nos.
5—	10—	15—	20—	25—	30—	35—	40—	45—	50—	55—	60—	65—	70—	75—	85—	95 & up- wards.	
.	1	1	181
10 5	5	14	9 1	11 3	4 2	10	7 2	11 3	6 4	9 2	6 1	3 2	5 3	6	1	.	182
.	.	2	1	1	1	.	.	2	2	.	.	.	1	.	.	.	183
.	1	2	1	184
3 1	2	1	3	3	2	3	6	1 1	4	2 1	8 2	5 2	2	1 2	2 1	.	185
.	1	.	.	.	1	186
1	.	2	.	2	.	.	1	3	.	1	.	.	.	1	.	.	187
5 7	2	6 4	11 3	13	7	4 3	5	7	14 1	3 4	4 3	6 1	6 5	3 2	1	.	188a
1	1	1	1	1	2	2	.	1	1	1	2	.	1	.	1	.	188b
1	.	4	2	.	.	.	1	1	.	1	1	3	1	1 1	.	.	189
.	1	1	1	1	1	190
.	1 1	192
.	3	.	.	193
.	1	196
.	.	1	2	5	3 1	4 1	1	1	1	1	2 1	.	.	1 1	.	.	197- 200
.	.	1	.	1	.	2	.	.	2	1	3 1	2 5	6 13	4 15	3 2	1	201
2 1	.	3	2 1	.	1	.	3 1	3 1	1	1	.	4	2 1	2	1	.	202
1	.	1	.	1	.	1 1	1	.	1	1	1	2 1	3	1	.	.	203
9 10	2 1	7 9	12 10	5 4	9 6	11 11	8 19	18 27	40 39	42 39	88 100	173 184	14 7	7 3	1	1	204
1	.	1	1	.	.	1	2 2	4 1	10 2	5 7	7 5	8 8	5 3	1	1	.	205a
4 1	.	4 5	6 6	3 4	5 3	5 9	4 11	10 20	21 26	30 25	59 47	93 78	205b
4 9	2 1	3 3	5 3	2	4 3	6 1	1 6	4 4	9 10	6 7	20 48	71 98	8 4	5 2	.	1	205c
.	.	.	1	.	.	.	1	2	1	1	2	1	1	1	.	.	205c

CAUSES OF DEATH IN SAORSTÁT ÉIREANN, by Sexes, Ages and Places of Occurrence in the Year 1927.

Inter- national List Nos.	CAUSES OF DEATH.	Males.	Females	Total.	AGES AT DEATH.						PLACES OF OCCURRENCE.				Un- certified Deaths.
					Under 1 year.	1-5	5-15	15-45	45-65	65 years & up.	General and Special Hospitals.	Mental Hospitals.	County Homes and Hospitals District Hospitals, and Co. Infirmaries.	Else- where.	
1	Enteric Fever	60	38	98	.	1	8	63	21	5	10	11	61	16	1
2	Typhus	5	6	11	.	.	.	8	3	.	1	.	6	4	.
6	Small-pox
7	Measles	90	85	175	28	101	29	15	2	.	23	.	6	146	27
8	Scarlet Fever	43	38	81	5	28	29	16	3	.	19	.	29	33	7
9	Whooping-cough	211	257	448	204	212	32	.	.	.	52	.	18	378	59
10	Diphtheria	107	111	218	18	99	83	13	4	1	82	.	73	63	3
16	Dysentery	9	4	13	1	.	.	4	6	2	1	8	1	3	.
11	Influenza	985	1,114	2,099	129	120	74	333	570	873	25	41	201	1,832	564
23	Encephalitis Lethargica	31	26	57	.	4	14	22	17	.	11	.	12	34	1
24	Meningococcal Meningitis	7	5	12	1	4	4	3	.	.	2	.	4	6	.
31	Tuberculosis of Respira- tory System	1,663	1,746	3,409	24	38	121	2,423	680	123	457	228	719	2,005	228
92-37	Other Tuberculosis	475	417	892	78	133	164	398	92	27	138	38	215	501	36
43-49	Cancer, Malignant Disease	1,657	1,456	3,113	1	8	6	276	1,520	1,302	409	38	575	2,091	148
51	Rheumatic Fever	50	44	94	.	3	20	47	19	5	3	.	14	77	4
57	Diabetes	119	113	232	.	.	4	55	96	77	24	2	32	174	15
74	Cerebral Hæmorrhage	560	803	1,363	.	1	2	75	437	848	48	40	141	1,134	151
87-90	Heart Disease	2,439	2,592	5,031	1	13	53	504	1,686	2,774	224	169	900	3,738	542
91b	Arterio-sclerosis	141	89	230	.	.	.	6	67	157	18	5	40	167	4
99	Bronchitis	1,231	1,379	2,610	257	132	30	119	611	1,461	78	22	386	2,124	516
100-1	Pneumonia (all forms)	1,561	1,272	2,833	456	511	109	430	616	711	277	40	286	2,230	188
97-8 102-7	Other Diseases of Res- piratory System	403	281	684	35	44	18	87	222	278	51	14	76	543	129
111	Ulcer of Stomach or Duodenum	190	81	271	1	1	1	98	120	50	66	5	40	160	8
113	Diarrhœa and Enteritis under 2 years	271	222	493	431	62	88	.	68	337	15
117	Appendicitis	119	66	185	.	7	40	76	47	15	76	.	71	38	3
122	Cirrhosis of the Liver	70	36	106	.	1	1	16	47	41	15	2	18	71	1
128-9	Acute and Chronic Nephritis	618	499	1,117	4	11	21	179	436	466	98	11	279	729	53
146	Puerperal Sepsis	77	77	.	.	.	75	2	.	16	1	29	31	1
143b-5 147-50	Other Accidents and Diseases of Pregnancy and Parturition	194	194	.	.	.	191	3	.	39	.	33	122	9
159-161	Congenital Debility and Malformation: Pre- mature Birth	950	748	1,698	1,678	15	3	2	.	.	221	.	218	1,259	580
165-174	Suicide	80	16	96	.	.	.	36	43	17	14	4	6	72	1
175-203	Other Deaths from Vio- lence	527	222	749	31	99	64	222	162	171	149	1	144	455	36
—	Other Defined Diseases	6,641	7,331	13,972	844	421	287	930	1,574	9,916	650	433	1,648	11,241	6,788
204- 205a	Causes Ill-defined or Unknown	499	517	1,016	27	73	22	111	393	320	4	12	20	980	798
	ALL CAUSES	21,812	21,865	43,677	4,254	2,142	1,239	6,833	9,499	19,710	3,389	1,125	6,369	32,794	10,916

I.—ADMINISTRATIVE COUNTY OF CARLOW.—CAUSES OF DEATH, by Sexes, Ages, and Places of Occurrence in the Year 1927.

Inter-national List Nos.	CAUSES OF DEATH.	Males.	Females	Total.	AGES AT DEATH.						PLACES OF OCCURRENCE.				Un-certified Deaths.	
					Under 1 year.	1-5	5-15	15-45	45-65	65 years & up.	General and Special Hospitals.	Mental Hospitals.	County Hosp. and District Hospitals and Co. Infirmary.	Elsewhere.		
1	Enteric Fever
2	Typhus
6	Small-pox
7	Measles
8	Scarlet Fever	1	.	1	.	.	.	1	1	.	.
9	Whooping-cough ...	2	2	4	4	1	3	.	.
10	Diphtheria	2	.	2	.	.	2	2	.	.	.
16	Dysentery
11	Influenza	18	24	42	4	2	1	4	16	15	.	1	1	40	6	.
23	Encephalitis Lethargica
24	Meningococcal Meningitis
31	Tuberculosis of Respiratory System	13	31	44	.	.	3	34	6	1	2	7	6	29	1	.
32-37	Other Tuberculosis ...	6	5	11	.	2	2	4	1	2	3	.	2	6	.	.
43-49	Cancer, Malignant Disease	22	14	36	.	.	.	4	21	11	5	1	8	22	2	.
51	Rheumatic Fever ...	1	.	1	.	.	1	1	.	.
57	Diabetes	3	2	5	.	.	1	.	3	1	.	.	.	5	.	.
74	Cerebral Hemorrhage ...	5	8	13	.	.	.	1	3	9	.	.	2	11	2	.
87-90	Heart Disease	39	40	79	.	1	.	6	28	44	1	3	19	56	3	.
91b	Arterio-sclerosis ...	2	2	4	.	.	.	1	2	1	.	1	1	2	.	.
99	Bronchitis	12	14	26	3	2	.	1	7	13	.	.	3	23	2	.
100-1	Pneumonia (all forms)	13	8	21	1	1	.	3	6	10	.	.	5	16	.	.
97-8 102-7	Other Diseases of Respiratory System ...	3	1	4	.	.	.	1	2	1	1	1	.	2	2	.
111	Ulcer of Stomach or Duodenum	3	1	4	3	1	.	.	.	4	.	.
113	Diarrhoea and Enteritis under 2 years
117	Appendicitis	1	.	1	.	.	.	1	1	.	.	.
122	Cirrhosis of the Liver
128-9	Acute and Chronic Nephritis	9	9	18	.	.	1	4	7	6	1	.	2	15	.	.
146	Puerperal Sepsis
143b-5 147-50	Other Accidents and Diseases of Pregnancy and Parturition	3	3	.	.	.	3	.	.	1	.	.	2	.	.
159-161	Congenital Debility and Malformation: Premature Birth ...	7	10	17	17	5	12	4	.
165-174	Suicide	3	.	3	.	.	.	2	1	3	.	.
175-203	Other Deaths from Violence	12	5	17	.	2	.	6	7	2	.	.	2	15	1	.
—	Other Defined Diseases	68	97	165	7	2	1	16	19	120	3	3	26	133	75	.
204- 205a	Causes Ill-defined or Unknown	4	8	12	.	2	.	1	5	4	.	.	2	10	6	.
	ALL CAUSES ...	249	284	533	36	14	12	93	137	241	17	17	88	411	104	.

II.—ADMINISTRATIVE COUNTY OF DUBLIN.—CAUSES OF DEATH, by Sexes, Ages, and Places of Occurrence in the Year 1927.

Inter- national List Nos.	CAUSES OF DEATH.	Males.	Females	Total.	AGES AT DEATH.						PLACES OF OCCURRENCE.				Un- certified Deaths.
					Under 1 year.	1-5	5-15	15-45	45-65	65 years & up.	General and Special Hospitals.	Mental Hospitals.	County Homes and Hospitals, District Hospitals and Co Infirmary.	Else- where.	
1	Enteric Fever	2	.	2	.	.	.	2	.	.	2
2	Typhus
6	Small-pox
7	Measles	10	2	12	3	8	1	12	.
8	Scarlet Fever	2	2	.	1	1	.	.	.	1	.	.	1	.
9	Whooping-cough	24	23	47	21	24	2	.	.	.	2	.	1	44	1
10	Diphtheria	12	11	23	1	14	8	.	.	.	20	.	1	2	.
16	Dysentery	1	1	1	1	.	.
11	Influenza	46	59	105	5	7	4	15	26	48	4	4	5	92	2
23	Encephalitis Lethargica	3	4	7	.	1	2	1	3	.	3	.	1	3	.
24	Meningococcal Meningitis	1	1	2	.	1	.	1	.	.	1	.	.	1	.
31	Tuberculosis of Respira- tory System	89	131	220	1	5	5	158	45	6	63	13	17	127	.
32-37	Other Tuberculosis	37	31	68	4	13	13	33	2	3	22	1	11	34	.
43-49	Cancer, Malignant Disease	116	125	241	.	.	1	16	106	118	70	2	14	155	.
51	Rheumatic Fever	1	1	2	2	2	.
57	Diabetes	2	5	7	.	.	.	2	5	.	2	.	2	3	.
74	Cerebral Hæmorrhage ...	50	86	136	.	.	.	5	37	94	12	7	6	111	2
87-90	Heart Disease	142	196	338	.	4	3	33	130	168	44	4	24	266	3
91b	Arterio-sclerosis	20	14	34	.	.	.	1	5	28	6	.	4	24	.
99	Bronchitis	70	81	151	10	7	3	5	31	95	13	1	14	123	2
100-1	Pneumonia (all forms)	101	97	198	40	58	4	24	41	31	43	6	12	137	.
97-8 102-7	Other Diseases of Res- piratory System	32	19	51	2	3	1	8	19	18	11	.	4	36	.
111	Ulcer of Stomach or Duodenum	11	4	15	.	.	.	5	7	3	10	.	1	4	.
113	Diarrhœa and Enteritis under 2 years	31	19	50	46	4	13	.	9	28	.
117	Appendicitis	4	7	11	.	.	2	3	5	1	9	.	.	2	.
122	Cirrhosis of the Liver ...	9	1	10	.	.	1	2	3	4	4	.	1	5	.
128-9	Acute and Chronic Nephritis	41	39	80	.	1	2	14	28	35	15	.	16	49	.
146	Puerperal Sepsis	1	1	.	.	.	1	.	.	1
143b-5 147-50	Other Accidents and Diseases of Pregnancy and Parturition	13	13	.	.	.	13	.	.	10	.	.	3	.
159-161	Congenital Debility and Malformation: Pre- mature Birth	57	52	109	107	2	37	.	4	68	9
165-174	Suicide	10	2	12	.	.	.	4	5	3	2	.	1	9	.
175-203	Other Deaths from Vio- lence	46	16	62	3	9	2	20	16	12	32	.	2	28	.
—	Other Defined Diseases	251	335	586	62	35	17	57	108	307	116	21	63	386	28
204- 205a	Causes Ill-defined or Unknown	11	13	24	3	.	1	2	11	7	.	.	1	23	9
	ALL CAUSES	1,229	1,391	2,620	309	197	73	425	635	981	568	59	215	1,778	56

III.—COUNTY BOROUGH OF DUBLIN.—CAUSES OF DEATH, by Sexes, Ages, and Places of Occurrence in the Year 1927.

International List Nos.	CAUSES OF DEATH.	Males.	Females	Total.	AGES AT DEATH.						PLACES OF OCCURRENCE.				Un-certified Deaths.
					Under 1 year.	1-5	5-15	15-45	45-65	65 years & up.	General and Special Hospitals.	Mental Hospitals.	County Homes and Hospitals, District Hospitals, and Co. Infirmary.	Elsewhere.	
1	Enteric Fever ...	1	5	6	.	1	2	2	1	.	5	.	.	1	.
2	Typhus	1	1	.	.	.	1	.	.	1
6	Small-pox
7	Measles ...	33	28	61	8	45	7	1	.	.	23	.	1	37	.
8	Scarlet Fever ...	7	5	12	.	8	4	.	.	.	11	.	.	1	.
9	Whooping-cough ...	89	109	198	79	106	13	.	.	.	50	.	.	148	.
10	Diphtheria ...	24	36	60	11	37	10	1	1	.	56	.	.	4	.
16	Dysentery ...	1	1	2	2	.	.	2	.	.	.
11	Influenza ...	56	67	123	7	5	4	29	43	35	7	6	14	96	1
23	Encephalitis Lethargica	3	3	6	.	1	.	1	4	.	4	.	.	2	.
24	Meningococcal Meningitis	.	1	1	.	.	1	.	.	.	1
31	Tuberculosis of Respiratory System ...	289	268	557	5	12	22	386	115	17	201	23	78	255	.
32-37	Other Tuberculosis ...	75	67	142	13	34	25	59	9	2	51	1	24	66	.
43-49	Cancer, Malignant Disease	181	166	347	1	1	.	38	205	102	137	4	45	161	.
51	Rheumatic Fever ...	3	4	7	.	.	1	4	2	.	3	.	.	4	.
57	Diabetes ...	8	12	20	.	.	.	5	10	5	8	1	.	11	.
74	Cerebral Hæmorrhage ...	59	93	152	.	.	.	13	60	79	28	1	16	107	2
87-90	Heart Disease ...	259	372	631	1	1	6	81	257	285	112	20	129	370	1
91b	Arterio-sclerosis ...	23	15	38	.	.	.	2	13	23	6	1	15	16	.
99	Bronchitis ...	243	295	538	72	21	1	47	161	236	50	3	132	353	3
100-1	Pneumonia (all forms)	365	310	675	193	194	22	77	108	81	184	7	37	447	2
97-8 102-7	Other Diseases of Respiratory System ...	60	37	97	7	8	.	19	36	27	28	2	12	55	.
111	Ulcer of Stomach or Duodenum ...	28	6	34	.	1	1	13	14	5	19	.	1	14	.
113	Diarrhoea and Enteritis under 2 years ...	83	82	165	145	20	64	.	22	79	.
117	Appendicitis ...	17	7	24	.	.	4	13	4	3	22	.	.	2	.
122	Cirrhosis of the Liver ...	8	2	10	.	.	.	1	7	2	6	.	.	4	.
128-9	Acute and Chronic Nephritis ...	88	90	178	4	1	1	25	81	66	50	2	61	65	.
146	Puerperal Sepsis	9	9	.	.	.	9	.	.	7	.	1	1	.
143b-5 147-50	Other Accidents and Diseases of Pregnancy and Parturition	14	14	.	.	.	13	1	.	8	.	.	6	.
159-161	Congenital Debility and Malformation: Premature Birth ...	192	153	345	339	4	2	.	.	.	140	.	23	182	1
165-174	Suicide ...	8	4	12	.	.	.	7	5	.	9	.	.	3	.
175-203	Other Deaths from Violence ...	66	32	98	8	28	15	19	14	14	78	.	4	16	.
—	Other Defined Diseases	459	530	989	165	83	33	134	218	356	236	46	229	478	24
204-205a	Causes Ill-defined or Unknown ...	16	15	31	2	7	.	3	11	8	1	1	2	27	13
	ALL CAUSES ...	2,744	2,839	5,583	1,060	618	174	1,003	1,382	1,346	1,606	120	346	3,011	47

IV.—ADMINISTRATIVE COUNTY OF KILDARE.—CAUSES OF DEATH, by Sexes, Ages, and Places of Occurrence in the Year 1927.

International List Nos.	CAUSES OF DEATH.	Males.	Females	Total.	AGES AT DEATH.						PLACES OF OCCURRENCE.				Un-certified Deaths.
					Under 1 year.	1-5	5-15	15-45	45-65	65 years & up.	General and Special Hospitals.	Mental Hospitals.	County Homes and Hospitals, District Hospitals, and Co. Infirmary.	Elsewhere	
1	Enteric Fever
2	Typhus
6	Small-pox
7	Measles
8	Scarlet Fever
9	Whooping-cough ...	1	1	2	1	1	1	1	.
10	Diphtheria	3	.	3	.	1	2	.	.	.	1	.	.	2	.
16	Dysentery
11	Influenza	13	12	25	2	2	.	3	7	11	.	.	3	22	.
23	Encephalitis Lethargica	2	2	4	.	.	1	3	.	.	2	.	.	2	1
24	Meningococcal Meningitis
31	Tuberculosis of Respiratory System	34	32	66	.	.	2	54	8	2	6	3	11	46	1
32-37	Other Tuberculosis ...	6	12	18	2	1	4	7	2	2	5	.	3	10	.
43-49	Cancer, Malignant Disease	29	28	57	.	.	.	5	33	19	6	.	13	38	.
51	Rheumatic Fever ...	2	.	2	.	1	.	.	.	1	.	.	.	2	.
57	Diabetes	7	1	8	.	.	.	3	3	2	1	.	3	4	.
74	Cerebral Hemorrhage ...	14	14	28	13	15	1	1	4	22	.
87-90	Heart Disease	86	57	143	.	1	1	14	35	92	1	5	47	90	3
91b	Arterio-sclerosis ...	3	4	7	2	5	.	1	2	4	.
99	Bronchitis	27	36	63	9	9	.	1	7	37	1	1	7	54	3
100-1	Pneumonia (all forms)	30	28	58	7	15	3	7	11	15	3	.	2	53	.
97-8 102-7	Other Diseases of Respiratory System ...	8	3	11	1	2	.	1	2	5	.	.	2	9	.
111	Ulcer of Stomach or Duodenum	2	.	2	.	.	.	1	1	.	1	.	.	1	.
113	Diarrhoea and Enteritis under 2 years ...	3	1	4	4	1	3	.
117	Appendicitis	2	.	2	.	.	.	2	.	.	2
122	Cirrhosis of the Liver ...	5	4	9	.	.	.	1	3	5	1	.	2	6	.
128-9	Acute and Chronic Nephritis	14	9	23	.	.	.	6	9	8	.	.	4	19	.
146	Puerperal Sepsis
143b-5 147-50	Other Accidents and Diseases of Pregnancy and Parturition	3	3	.	.	.	3	.	.	1	.	1	1	.
159-161	Congenital Debility and Malformation: Premature Birth ...	18	17	35	35	5	.	5	25	5
165-174	Suicide
175-203	Other Deaths from Violence	15	3	18	.	2	.	9	6	1	3	.	3	12	.
—	Other Defined Diseases	102	105	207	11	14	10	19	23	130	7	4	28	168	36
204- 205a	Causes Ill-defined or Unknown	7	4	11	.	1	.	1	7	2	.	.	2	9	2
	ALL CAUSES ...	433	376	809	72	50	23	140	172	352	47	15	144	603	51

V.—ADMINISTRATIVE COUNTY OF KILKENNY.—CAUSES OF DEATH, by Sexes, Ages, and Places of Occurrence in the Year 1927.

International List Nos.	CAUSES OF DEATH.	Males.	Females	Total.	AGES AT DEATH.						PLACES OF OCCURRENCE.				Un-certified Deaths.
					Under 1 year.	1-5	5-15	15-45	45-65	65 years & up.	General and Special Hospitals.	Mental Hospitals.	County Homes and Hospitals, District Hospitals, and Co. Infirmary.	Elsewhere.	
1	Enteric Fever	2	1	3	.	.	.	2	1	.	.	.	2	1	.
2	Typhus
6	Small-pox
7	Measles	1	1	.	1	1	.
8	Scarlet Fever	2	2	4	.	3	1	1	3	1
9	Whooping-cough	2	1	3	2	1	3	2
10	Diphtheria	2	2	4	.	1	2	1	1	3	.
16	Dysentery
11	Influenza	34	32	66	3	3	3	7	17	33	.	1	19	46	11
23	Encephalitis Lethargica
24	Meningococcal Meningitis
31	Tuberculosis of Respiratory System	35	48	83	2	2	2	56	16	5	3	7	23	50	8
32-37	Other Tuberculosis	14	10	24	6	5	5	7	1	.	1	.	4	19	5
43-49	Cancer, Malignant Disease	23	26	49	.	.	1	3	30	15	3	2	11	33	1
51	Rheumatic Fever	2	.	2	.	.	2	2	.
57	Diabetes	4	1	5	.	.	.	2	1	2	.	.	.	5	.
74	Cerebral Hæmorrhage	18	23	41	.	.	.	3	11	27	.	2	3	36	8
87-90	Heart Disease	82	76	158	.	.	.	13	55	90	3	2	25	128	27
91b	Arterio-sclerosis	5	.	5	4	1	.	.	1	4	.
99	Bronchitis	28	35	63	7	4	1	4	10	37	.	.	5	58	15
100-1	Pneumonia (all forms)	35	16	51	3	4	5	10	14	15	4	1	9	37	5
97-8 102-7	Other Diseases of Respiratory System	4	2	6	.	.	.	1	3	2	.	.	1	5	2
111	Ulcer of Stomach or Duodenum	9	3	12	.	.	.	3	5	4	.	.	4	8	1
113	Diarrhœa and Enteritis under 2 years	2	2	4	3	1	4	.
117	Appendicitis	5	.	5	.	1	.	2	2	.	3	.	1	1	.
122	Cirrhosis of the Liver	3	3	6	.	.	.	1	2	3	.	.	1	5	.
128-9	Acute and Chronic Nephritis	13	9	22	.	.	1	2	9	10	1	.	5	16	1
146	Puerperal Sepsis	1	1	.	.	.	1	1	.
143b-5 147-50	Other Accidents and Diseases of Pregnancy and Parturition	4	4	.	.	.	4	3	1	.
159-161	Congenital Debility and Malformation: Premature Birth	32	29	61	60	1	1	.	10	50	35
165-174	Suicide	2	.	2	.	.	.	1	.	1	.	.	.	2	.
175-203	Other Deaths from Violence	14	4	18	1	1	1	3	7	5	.	.	6	12	2
—	Other Defined Diseases	191	180	371	11	8	8	24	33	287	6	8	56	301	179
204- 205a	Causes Ill-defined or Unknown	21	12	33	1	2	2	1	19	8	.	1	.	32	25
	ALL CAUSES	584	523	1,107	99	38	34	151	240	545	25	24	191	867	328

VI.—ADMINISTRATIVE COUNTY OF LAOIGHIS.—CAUSES OF DEATH, by Sexes, Ages, and Places of Occurrence in the Year 1927.

Inter-national List Nos.	CAUSES OF DEATH.	Males.	Females	Total.	AGES AT DEATH.					PLACES OF OCCURRENCE.				Un-certified Deaths.	
					Under 1 year.	1-5	5-15	15-45	45-65	65 years & up.	General and Special Hospitals.	Mental Hospitals.	County Homes and Hospitals, District Hospitals, & Co. Infirmary.		Else-where.
1	Enteric Fever
2	Typhus
6	Small-pox
7	Measles	1	1	2	.	1	1	2	1
8	Scarlet Fever	1	1	.	.	.	1	1	.	.
9	Whooping-cough	2	2	4	2	1	1	4	2
10	Diphtheria	1	2	3	.	1	2	2	1	.
16	Dysentery
11	Influenza	13	17	30	3	.	.	2	11	14	.	.	2	28	5
23	Encephalitis Lethargica
24	Meningococcal Meningitis
31	Tuberculosis of Respiratory System	28	39	67	.	.	1	48	12	6	2	4	19	42	2
32-37	Other Tuberculosis	5	5	10	.	1	.	8	1	.	2	.	2	6	1
43-49	Cancer, Malignant Disease	45	27	72	.	.	.	7	36	29	7	.	17	48	2
51	Rheumatic Fever
57	Diabetes	2	1	3	.	.	.	1	1	1	1	.	.	2	.
74	Cerebral Hæmorrhage	14	14	28	.	1	.	2	10	15	1	.	8	19	2
87-90	Heart Disease	55	56	111	.	.	1	15	40	55	4	6	18	83	10
91b	Arterio-sclerosis	3	.	3	3	.	1	.	2	.
99	Bronchitis	18	12	30	4	4	1	.	7	14	.	.	6	24	5
100-1	Pneumonia (all forms)	29	21	50	5	4	2	7	13	19	.	1	7	42	2
97-8 102-7	Other Diseases of Respiratory System	1	3	4	1	3	.	.	.	4	1
111	Ulcer of Stomach or Duodenum	3	1	4	.	.	.	2	1	1	1	.	1	2	.
113	Diarrhœa and Enteritis under 2 years	1	3	4	2	2	4	.
117	Appendicitis	1	1	1	.	.	1	.	.
122	Cirrhosis of the Liver	1	2	3	3	.	.	.	3	.
128-9	Acute and Chronic Nephritis	8	11	19	.	.	1	3	9	6	.	.	3	16	.
146	Puerperal Sepsis	3	3	.	.	.	3	3	.
143b-5 147-50	Other Accidents and Diseases of Pregnancy and Parturition	6	6	.	.	.	6	.	.	1	.	1	4	.
159-161	Congenital Debility and Malformation: Premature Birth	14	14	28	28	1	.	5	22	17
165-174	Suicide
175-203	Other Deaths from Violence	5	5	10	1	2	1	.	2	4	.	.	2	8	.
—	Other Defined Diseases	123	150	273	8	7	2	16	33	207	1	7	40	225	158
204- 205a	Causes Ill-defined or Unknown	16	9	25	.	2	.	2	10	11	.	1	2	22	20
	ALL CAUSES	388	406	794	53	26	13	123	187	392	21	20	137	616	228

VII.—ADMINISTRATIVE COUNTY OF LONGFORD.—CAUSES OF DEATH, by Sexes, Ages, and Places of Occurrence in the Year 1927.

International List Nos.	CAUSES OF DEATH.	Males.	Females	Total.	AGES AT DEATH.						PLACES OF OCCURRENCE.				Un-certified Deaths.
					Under 1 year.	1-5	5-15	15-45	45-65	65 years & up.	General and Special Hospitals.	Mental Hospitals.	County Homes and Hospitals, District Hospitals, and Co. Infirmaries.	Elsewhere.	
1	Enteric Fever	3	1	4	.	.	.	2	2	.	.	4	.	.	.
2	Typhus
6	Small-pox
7	Measles	1	2	3	.	2	1	3	2
8	Scarlet Fever	1	.	1	.	.	1	1	.
9	Whooping-cough	1	1	.	1	1	.
10	Diphtheria	1	.	1	.	.	1	1	.
16	Dysentery
11	Influenza	35	32	67	4	3	2	6	18	34	.	.	.	67	40
23	Encephalitis Lethargica	.	1	1	.	.	.	1	1	.
24	Meningococcal Meningitis
31	Tuberculosis of Respiratory System	13	20	33	.	.	1	24	7	1	3	3	10	17	5
32-37	Other Tuberculosis	4	.	4	.	.	1	3	.	.	.	1	2	1	.
43-49	Cancer, Malignant Disease	31	17	48	.	.	.	5	23	20	6	1	8	33	11
51	Rheumatic Fever
57	Diabetes	2	1	3	2	1	1	.	.	2	1
74	Cerebral Hemorrhage	3	10	13	7	6	.	.	1	12	.
87-90	Heart Disease	33	25	58	.	.	.	2	26	30	.	2	10	46	13
91b	Arterio-sclerosis	1	1	2	2	.	.	.	1	1	.
99	Bronchitis	12	12	24	2	3	1	.	7	11	.	.	.	24	16
100-1	Pneumonia (all forms)	21	8	29	2	1	.	4	12	10	.	.	1	28	2
97-8 102-7	Other Diseases of Respiratory System	4	2	6	.	.	1	.	2	3	.	.	1	5	1
111	Ulcer of Stomach or Duodenum	2	3	5	.	.	.	1	3	1	.	.	1	4	1
113	Diarrhoea and Enteritis under 2 years
117	Appendicitis	2	2	2	.	.	.	2	.	.
122	Cirrhosis of the Liver	1	1	2	1	1	.	.	.	2	1
128-9	Acute and Chronic Nephritis	11	5	16	.	1	.	2	6	7	.	.	5	11	.
146	Puerperal Sepsis	1	1	.	.	.	1	1	.	.
143b-5 147-50	Other Accidents and Diseases of Pregnancy and Parturition	2	2	.	.	.	2	2	.
159-161	Congenital Debility and Malformation: Premature Birth	13	7	20	20	3	17	16
165-174	Suicide
175-203	Other Deaths from Violence	3	5	8	.	1	.	1	2	4	1	1	.	6	1
—	Other Defined Diseases	130	114	244	9	6	6	6	20	197	1	3	22	218	179
204- 205a	Causes Ill-defined or Unknown	10	17	27	.	3	.	4	13	7	.	.	.	27	25
	ALL CAUSES	335	290	625	37	21	15	64	155	333	12	15	68	530	314

VIII—ADMINISTRATIVE COUNTY OF LOUTH.—CAUSES OF DEATH, by Sexes, Ages, and Places of Occurrence in the Year 1927.

Inter-national List Nos.	CAUSES OF DEATH.	Males.	Females	Total.	AGES AT DEATH.					PLACES OF OCCURRENCE.				Un-certified Deaths.	
					Under 1 year.	1-5	5-15	15-45	45-65	65 years & up.	General and Special Hospitals.	Mental Hospitals.	County Hosp. and District Hospitals, and Co. Infirmary.		Elsewhere
1	Enteric Fever
2	Typhus
6	Small-pox
7	Measles	2	2	.	1	1	2	.
8	Scarlet Fever	1	1	2	.	.	1	1	.	.	1	.	1	.	.
9	Whooping-cough	14	8	22	12	8	2	1	21	.
10	Diphtheria	6	5	11	.	2	9	6	5	.
16	Dysentery
11	Influenza	12	18	30	1	4	1	8	7	9	2	.	.	28	1
23	Encephalitis Lethargica	2	.	2	.	.	.	1	1	2	.
24	Meningococcal Meningitis
31	Tuberculosis of Respiratory System	37	45	82	2	.	3	57	17	3	2	5	22	53	1
32-37	Other Tuberculosis	14	7	21	1	3	7	8	2	.	.	.	4	17	.
43-49	Cancer, Malignant Disease	37	56	93	.	.	.	11	43	39	2	1	21	69	1
51	Rheumatic Fever	1	2	3	.	.	1	2	3	.
57	Diabetes	5	1	6	.	.	1	1	3	1	.	.	1	5	.
74	Cerebral Hemorrhage	12	19	31	.	.	.	1	11	19	.	1	6	24	5
87-90	Heart Disease	59	66	125	.	.	.	12	31	82	2	2	12	109	4
91b	Arterio-sclerosis	6	3	9	.	.	.	1	.	8	.	.	.	9	.
99	Bronchitis	23	27	50	1	.	1	1	8	39	.	.	5	45	13
100-1	Pneumonia (all forms)	19	28	47	8	7	1	8	8	15	.	2	4	41	.
97-8 102-7	Other Diseases of Respiratory System	9	10	19	.	3	1	2	5	8	.	.	3	16	3
111	Ulcer of Stomach or Duodenum	3	.	3	.	.	.	3	.	.	2	.	.	1	.
113	Diarrhoea and Enteritis under 2 years	10	6	16	15	1	16	.
117	Appendicitis	5	.	5	.	.	1	3	1	.	2	.	3	.	.
122	Cirrhosis of the Liver	3	.	3	1	2	.	1	.	2	.
128-9	Acute and Chronic Nephritis	16	14	30	.	.	.	5	17	8	.	.	9	21	.
146	Puerperal Sepsis	1	1	.	.	.	1	1	.
143b-5 147-50	Other Accidents and Diseases of Pregnancy and Parturition	7	7	.	.	.	7	.	.	2	.	1	4	.
159-161	Congenital Debility and Malformation: Premature Birth	18	9	27	27	2	25	9
165-174	Suicide	1	1	2	.	.	.	1	1	2	.
175-203	Other Deaths from Violence	17	6	23	1	2	3	8	3	6	1	.	3	19	.
—	Other Defined Diseases	121	150	271	30	5	3	17	30	186	10	8	72	181	61
204- 205a	Causes Ill-defined or Unknown	8	5	13	4	9	.	.	3	10	4
	ALL CAUSES	459	497	956	98	36	36	159	193	434	26	20	179	731	102

IX.—ADMINISTRATIVE COUNTY OF MEATH.—CAUSES OF DEATH, by Sexes, Ages, and Places of Occurrence in the Year 1927.

International List Nos.	CAUSES OF DEATH.	Males.	Females	Total.	AGES AT DEATH.						PLACES OF OCCURRENCE.				Un-certified Deaths.
					Under 1 year.	1-5	5-15	15-45	45-65	65 years & up.	General and Special Hospitals.	Mental Hospitals.	County Homes and Hospitals, District Hospitals, and Co. Infirmary.	Elsewhere	
1	Enteric Fever
2	Typhus
6	Small-pox
7	Measles
8	Scarlet Fever ...	1	.	1	.	1	1	.	.
9	Whooping-cough ...	1	2	3	1	2	3	.	.
10	Diphtheria	2	2	.	.	1	1	.	.	.	1	1	.	.
16	Dysentery
11	Influenza ...	15	26	41	1	1	1	5	13	20	.	.	7	34	1
23	Encephalitis Lethargica	1	.	1	.	.	1	1	.	.
24	Meningococcal Meningitis
31	Tuberculosis of Respiratory System ...	35	31	66	.	.	3	54	6	3	9	3	7	47	1
32-37	Other Tuberculosis ...	14	11	25	.	1	2	13	8	1	2	5	6	12	.
43-49	Cancer, Malignant Disease	60	49	109	.	1	.	7	53	48	9	3	27	70	5
51	Rheumatic Fever ...	1	2	3	.	.	.	1	.	2	.	.	1	2	.
57	Diabetes ...	5	5	10	5	5	.	.	.	10	.
74	Cerebral Hæmorrhage ...	14	17	31	.	.	.	1	8	22	.	3	2	26	4
87-90	Heart Disease ...	96	73	169	.	.	2	9	49	109	1	2	31	135	5
91b	Arterio-sclerosis ...	2	2	4	1	3	1	.	.	3	.
99	Bronchitis ...	20	19	39	3	.	.	3	6	27	.	.	3	36	3
100-1	Pneumonia (all forms)	33	27	60	6	13	1	9	13	18	.	.	9	51	3
97-8 102-7	Other Diseases of Respiratory System ...	9	7	16	1	1	.	1	6	7	2	.	1	13	.
111	Ulcer of Stomach or Duodenum ...	5	2	7	6	1	.	.	2	5	.
113	Diarrhoea and Enteritis under 2 years ...	2	1	3	1	2	3	1
117	Appendicitis ...	3	2	5	4	1	1	.	1	3	.
122	Cirrhosis of the Liver ...	1	.	1	1	1	.
128-9	Acute and Chronic Nephritis ...	15	20	35	.	.	.	4	15	16	1	.	8	26	.
146	Puerperal Sepsis	1	1	.	.	.	1	1	.
143b-5 147-50	Other Accidents and Diseases of Pregnancy and Parturition	3	3	.	.	.	3	.	.	1	.	1	1	.
159-161	Congenital Debility and Malformation: Premature Birth ...	33	17	50	50	3	.	5	42	15
165-174	Suicide
175-203	Other Deaths from Violence ...	12	6	18	.	6	.	4	2	6	2	.	5	11	1
—	Other Defined Diseases	147	152	299	29	10	6	21	42	191	9	15	35	240	100
204-205a	Causes Ill-defined or Unknown ...	15	10	25	.	1	.	5	14	5	.	.	1	24	15
	ALL CAUSES ...	540	487	1,027	92	39	17	142	252	485	41	31	153	802	154

X.—ADMINISTRATIVE COUNTY OF OFFALY.—CAUSES OF DEATH, by Sexes, Ages, and Places of Occurrence in the Year 1927.

Inter-national List Nos.	CAUSES OF DEATH.	Males.	Females	Total.	AGES AT DEATH.						PLACES OF OCCURRENCE.				Un-certified Deaths.
					Under 1 year.	1-5	5-15	15-45	45-65	65 years & up.	General and Special Hospitals.	Mental Hospitals.	County Homes and Hospitals, District Hospitals, and Co. Infirmaries.	Else-where.	
1	Enteric Fever
2	Typhus
6	Small-pox
7	Measles	5	7	12	2	8	.	1	1	12	2
8	Scarlet Fever	1	.	1	1	1	.
9	Whooping-cough
10	Diphtheria	1	.	1	.	.	1	1	.	.
16	Dysentery
11	Influenza	12	5	17	1	1	.	5	4	6	.	.	1	16	5
23	Encephalitis Lethargica	1	1	2	.	.	.	1	1	2	.
24	Meningococcal Meningitis
31	Tuberculosis of Respiratory System	25	37	62	1	.	3	38	18	2	19	2	5	36	4
32-37	Other Tuberculosis	7	2	9	2	2	1	2	2	.	.	.	3	6	1
43-49	Cancer, Malignant Disease	26	24	50	.	.	2	5	26	17	3	.	7	40	2
51	Rheumatic Fever	1	1	2	.	.	1	1	1	1	.
57	Diabetes	1	.	1	1	1	.
74	Cerebral Hæmorrhage	10	14	24	10	14	.	.	4	20	2
87-90	Heart Disease	32	30	62	.	.	.	3	23	36	1	2	10	49	7
91b	Arterio-sclerosis	2	.	2	1	1	.	.	.	2	.
99	Bronchitis	27	21	48	2	1	2	1	11	31	.	.	12	36	11
100-1	Pneumonia (all forms)	29	13	42	2	3	2	10	13	12	1	.	9	32	1
97-8 102-7	Other Diseases of Respiratory System	6	1	7	.	2	.	.	2	3	.	2	.	5	1
111	Ulcer of Stomach or Duodenum	3	4	7	.	.	.	3	3	1	3	.	.	4	.
113	Diarrhœa and Enteritis under 2 years	3	.	3	2	1	1	.	.	2	.
117	Appendicitis
122	Cirrhosis of the Liver	2	1	3	.	.	.	1	1	1	.	.	1	2	.
128-9	Acute and Chronic Nephritis	7	6	13	.	.	.	2	8	3	1	1	1	10	1
146	Puerperal Sepsis
143b-5 147-50	Other Accidents and Diseases of Pregnancy and Parturition
159-161	Congenital Debility and Malformation: Premature Birth	22	10	32	31	.	1	.	.	.	3	.	6	23	9
165-174	Suicide	4	.	4	4	4	.
175-203	Other Deaths from Violence	4	3	7	2	.	2	1	1	1	.	.	3	4	.
—	Other Defined Diseases	127	117	244	7	7	4	13	20	193	3	.	38	203	122
204- 205a	Causes Ill-defined or Unknown	10	11	21	.	1	.	2	9	9	.	.	.	21	19
	ALL CAUSES	368	308	676	52	26	19	89	160	330	35	7	102	532	187

XI.—ADMINISTRATIVE COUNTY OF WESTMEATH.—CAUSES OF DEATH, by Sexes, Ages, and Places of Occurrence in the Year 1927.

Inter-national List Nos.	CAUSES OF DEATH.	Males.	Females	Total.	AGES AT DEATH.						PLACES OF OCCURRENCE				Un-certified Deaths.
					Under 1 year.	1-5	5-15	15-45	45-65	65 years & up.	General and Special Hospitals.	Mental Hospitals.	County Homes and Hospitals, District Hospitals, and Co. Infirmary.	Else-where.	
1	Enteric Fever	2	.	2	1	1	.	2	.	.	.
2	Typhus
6	Small-pox
7	Measles	3	2	5	.	3	2	5	1
8	Scarlet Fever
9	Whooping-cough	1	.	1	.	1	1	.
10	Diphtheria	1	2	3	1	.	2	2	1	.	.
16	Dysentery
11	Influenza	13	19	32	4	3	1	2	12	10	.	.	5	27	13
23	Encephalitis Lethargica	1	1	2	.	.	2	1	1	.
24	Meningococcal Meningitis
31	Tuberculosis of Respiratory System	29	19	48	.	.	.	29	17	2	6	1	13	28	8
32-37	Other Tuberculosis	6	11	17	.	2	4	8	2	1	1	3	2	11	1
43-49	Cancer, Malignant Disease	23	22	45	.	1	2	3	19	20	2	3	9	31	2
51	Rheumatic Fever
57	Diabetes	3	2	5	.	.	.	1	2	2	.	.	1	4	.
74	Cerebral Hæmorrhage	7	23	30	.	.	.	1	10	19	.	.	3	27	6
87-90	Heart Disease	47	46	93	.	.	2	12	21	58	1	3	13	76	5
91b	Arterio-sclerosis	2	2	4	1	3	.	.	1	3	.
99	Bronchitis	18	18	36	3	1	.	1	4	27	.	.	5	31	.
100-1	Pneumonia (all forms)	15	20	35	4	2	3	7	10	9	.	.	1	34	5
97-8 102-7	Other Diseases of Respiratory System	3	4	7	3	4	.	.	1	6	3
111	Ulcer of Stomach or Duodenum	4	1	5	.	.	.	2	2	1	1	.	.	4	.
113	Diarrhœa and Enteritis under 2 years	4	4	8	5	3	8	2
117	Appendicitis	2	1	3	.	.	1	2	.	.	1	.	.	2	.
122	Cirrhosis of the Liver	2	2	4	.	.	.	1	1	2	1	.	1	2	.
128-9	Acute and Chronic Nephritis	13	6	19	.	1	.	3	7	8	1	.	4	14	4
146	Puerperal Sepsis
143b-5 147-50	Other Accidents and Diseases of Pregnancy and Parturition	4	4	.	.	.	4	4	1
159-161	Congenital Debility and Malformation: Premature Birth	9	13	22	22	1	.	1	20	10
165-174	Suicide	1	.	1	1	1	.
175-203	Other Deaths from Violence	13	6	19	1	.	1	8	4	5	.	.	8	11	1
—	Other Defined Diseases	121	125	246	11	6	5	16	26	182	3	10	27	206	133
204- 205a	Causes Ill-defined or Unknown	17	19	36	1	.	2	1	18	14	.	2	1	33	25
	ALL CAUSES	360	372	732	52	23	27	101	161	368	18	24	99	591	228

XII.—ADMINISTRATIVE COUNTY OF WEXFORD.—CAUSES OF DEATH, by Sexes, Ages, and Places of Occurrence in the Year 1927.

International List Nos.	CAUSES OF DEATH.	Males.	Females.	Total.	AGES AT DEATH.						PLACES OF OCCURRENCES.				Un-certified Deaths.
					Under 1 year.	1-5	5-15	15-45	45-65	65 years & up.	General and Special Hospitals.	Mental Hospitals.	County Homes and Hospitals, District Hospitals, and Co. Infirmary.	Elsewhere.	
1	Enteric Fever	3	3	.	.	.	3	.	.	.	2	1	.	
2	Typhus	
6	Small-pox	
7	Measles	2	.	2	1	1	2	1	
8	Scarlet Fever	5	4	9	.	3	3	1	2	.	.	7	2	.	
9	Whooping-cough	2	6	8	6	2	8	2	
10	Diphtheria	7	3	10	.	1	6	1	2	.	.	5	5	.	
16	Dysentery	
11	Influenza	54	58	112	7	2	2	25	29	47	.	4	24	84	21
23	Encephalitis Lethargica
24	Meningococcal Meningitis
31	Tuberculosis of Respiratory System	61	76	137	2	1	4	102	24	4	10	10	12	105	14
32-37	Other Tuberculosis	23	17	40	2	8	5	19	5	1	3	3	6	28	1
43-49	Cancer, Malignant Disease	45	44	89	.	.	.	5	52	32	4	.	16	69	6
51	Rheumatic Fever	1	3	4	.	.	3	1	4	.	.
57	Diabetes	7	1	8	.	.	.	4	1	3	.	.	.	8	1
74	Cerebral Hæmorrhage	20	28	48	.	.	.	3	16	19	.	2	1	45	7
87-90	Heart Disease	98	115	213	.	1	4	19	55	124	.	1	30	182	30
91b	Arterio-sclerosis	2	.	2	2	2	.
99	Bronchitis	69	74	143	17	16	2	7	31	70	.	1	10	132	24
100-1	Pneumonia (all forms)	47	53	100	11	17	3	17	19	33	1	.	5	94	17
97-8 102-7	Other Diseases of Respiratory System	22	12	34	2	1	1	4	9	17	.	4	2	28	8
111	Ulcer of Stomach or Duodenum	7	3	10	.	.	.	2	4	4	.	.	3	7	.
113	Diarrhœa and Enteritis under 2 years	4	6	10	8	2	1	.	.	9	2
117	Appendicitis	2	1	3	.	.	.	2	.	1	1	.	.	2	.
122	Cirrhosis of the Liver	7	3	10	.	.	.	2	6	2	.	1	2	7	.
128-9	Acute and Chronic Nephritis	43	23	66	.	1	2	4	26	33	.	.	27	39	4
146	Puerperal Sepsis	1	1	.	.	.	1	1	.
143b-5 147-50	Other Accidents and Diseases of Pregnancy and Parturition	7	7	.	.	.	7	.	.	1	.	1	5	.
159-161	Congenital Debility and Malformation: Premature Birth	30	33	63	61	2	2	.	6	55	36
165-174	Suicide	1	.	1	.	.	.	1	1	.
175-203	Other Deaths from Violence	17	10	27	1	1	4	2	7	12	1	.	7	19	2
—	Other Defined Diseases	241	266	507	25	17	10	36	54	365	15	13	55	424	239
204- 205a	Causes Ill-defined or Unknown	14	22	36	2	.	3	3	16	12	.	.	1	35	34
	ALL CAUSES	831	872	1,703	145	76	52	271	360	799	39	39	222	1,403	449

XIII.—ADMINISTRATIVE COUNTY OF WICKLOW.—CAUSES OF DEATH, by Sexes, Ages, and Places of Occurrence in the Year 1927.

International List Nos.	CAUSES OF DEATH.	Males.	Females	Total.	AGES AT DEATH.						PLACES OF OCCURRENCE.				Un-certified Deaths.
					Under 1 year.	1-5	5-15	15-45	45-65	65 years & up.	General and Special Hospitals.	Mental Hospitals.	County Homes and Hospitals, District Hospitals, and Co. Infirmary.	Else-where.	
1	Enteric Fever	1	.	1	.	.	.	1	1	.	.
2	Typhus
6	Small-pox
7	Measles	2	2	.	2	2	.
8	Scarlet Fever	1	1	.	.	.	1	.	.	1
9	Whooping-cough	4	5	9	3	5	1	9	.
10	Diphtheria	1	.	1	.	.	1	1	.
16	Dysentery
11	Influenza	41	33	74	4	2	.	13	17	38	.	.	6	68	8
23	Encephalitis Lethargica	2	.	2	.	.	.	1	1	.	.	.	1	1	.
24	Meningococcal Meningitis	.	1	1	.	.	.	1	1	.
31	Tuberculosis of Respiratory System	37	31	68	.	.	4	49	15	.	7	6	9	46	.
32-37	Other Tuberculosis	7	5	12	.	3	3	4	2	.	4	.	2	6	.
43-49	Cancer, Malignant Disease	48	28	76	.	1	.	4	34	37	14	1	9	52	.
51	Rheumatic Fever	1	1	1	.	.	1	.	.
57	Diabetes	4	2	6	.	.	.	1	3	2	1	.	.	5	1
74	Cerebral Hæmorrhage ...	22	22	44	.	.	.	2	10	32	.	.	2	42	1
87-90	Heart Disease	42	73	115	.	.	1	8	32	74	3	4	15	93	7
91b	Arterio-sclerosis	3	.	3	1	2	1	.	.	2	.
99	Bronchitis	19	21	40	1	2	.	1	4	32	2	.	4	34	2
100-1	Pneumonia (all forms)	53	42	95	6	13	4	16	28	28	6	2	5	82	.
97-8 102-7	Other Diseases of Respiratory System ...	11	12	23	1	1	1	3	7	10	.	.	2	21	1
111	Ulcer of Stomach or Duodenum	4	2	6	3	3	2	.	.	4	1
113	Diarrhœa and Enteritis under 2 years	4	.	4	4	4	.
117	Appendicitis	2	.	2	.	.	.	1	1	.	2
122	Cirrhosis of the Liver ...	3	1	4	3	1	.	.	1	3	.
128-9	Acute and Chronic Nephritis	12	11	23	.	.	.	3	8	12	2	.	2	19	3
146	Puerperal Sepsis
143b-5 147-50	Other Accidents and Diseases of Pregnancy and Parturition	2	2	.	.	.	2	2	.
159-161	Congenital Debility and Malformation: Premature Birth ...	12	11	23	23	2	.	4	17	8
165-174	Suicide	3	2	5	.	.	.	2	3	.	1	.	.	4	.
175-203	Other Deaths from Violence	9	6	15	1	1	4	5	1	3	4	.	2	9	.
—	Other Defined Diseases	116	112	228	12	6	6	21	34	149	18	5	30	175	66
204- 205a	Causes Ill-defined or Unknown	6	7	13	.	1	.	.	7	5	1	.	1	11	9
	ALL CAUSES	466	433	899	55	37	25	139	214	429	71	18	97	713	107

XIV.—ADMINISTRATIVE COUNTY OF CLARE.—CAUSES OF DEATH, by Sexes, Ages, and Places of Occurrence in the Year 1927.

International List Nos.	CAUSES OF DEATH.	Males.	Females	Total.	AGES AT DEATH.						PLACES OF OCCURRENCE.				Un-certified Deaths.
					Under 1 year.	1-5	5-15	15-45	45-65	65 years & up.	General and Special Hospitals	Mental Hospitals.	County Homes and Hospitals, District Hospitals, and Co. Infirmary.	Else-where.	
1	Enteric Fever	2	2	4	.	.	.	2	1	1	1	.	3	.	.
2	Typhus	1	.	1	.	.	.	1	1	.	.
6	Small-pox
7	Measles	1	4	5	2	2	1	3	2	.
8	Scarlet Fever	4	1	5	.	1	2	2	2	3	1
9	Whooping-cough
10	Diphtheria	3	9	12	.	4	6	1	1	.	.	.	6	6	.
16	Dysentery	1	.	1	.	.	.	1	1	.
11	Influenza	16	20	36	.	3	3	6	11	13	.	1	5	30	11
23	Encephalitis Lethargica
24	Meningococcal Meningitis
31	Tuberculosis of Respiratory System	53	51	104	2	.	2	70	24	6	3	10	41	50	8
32-37	Other Tuberculosis	12	14	26	4	2	.	15	2	3	1	.	9	16	2
43-49	Cancer, Malignant Disease	56	38	94	.	.	.	4	43	47	5	.	17	72	6
51	Rheumatic Fever	1	.	1	1	1	.
57	Diabetes	5	3	8	.	.	.	3	2	3	.	.	7	1	.
74	Cerebral Hæmorrhage	13	12	25	.	.	.	2	7	16	.	1	3	21	2
87-90	Heart Disease	84	46	130	.	.	1	9	52	68	3	11	30	86	12
91b	Arterio-sclerosis	1	1	1	1	.
99	Bronchitis	39	31	70	3	3	.	2	16	46	.	.	24	46	21
100-1	Pneumonia (all forms)	40	36	76	7	16	4	10	15	24	1	2	16	57	13
97-8 102-7	Other Diseases of Respiratory System	10	9	19	.	1	1	1	9	7	.	.	4	15	2
111	Ulcer of Stomach or Duodenum	5	2	7	.	.	.	3	3	1	1	.	.	6	.
113	Diarrhœa and Enteritis under 2 years	3	2	5	4	1	1	4	.
117	Appendicitis	5	4	9	.	.	2	3	3	1	2	.	5	2	.
122	Cirrhosis of the Liver
128-9	Acute and Chronic Nephritis	18	13	31	.	1	.	10	10	10	1	1	9	20	1
146	Puerperal Sepsis	4	4	.	.	.	4	4	.	.
143b-5 147-50	Other Accidents and Diseases of Pregnancy and Parturition	9	9	.	.	.	9	.	.	2	.	.	7	1
159-161	Congenital Debility and Malformation: Premature Birth	30	23	53	53	21	32	19
165-174	Suicide	1	.	1	.	.	.	1	1	.
175-203	Other Deaths from Violence	16	8	24	.	5	.	5	7	7	.	.	5	19	1
—	Other Defined Diseases	280	267	547	31	20	11	30	38	417	7	10	81	449	295
204-205	Causes Ill-defined or Unknown	27	19	46	.	3	.	3	17	23	.	1	1	44	33
	ALL CAUSES	726	628	1,354	106	62	33	197	263	693	27	37	298	992	428

XV.—ADMINISTRATIVE COUNTY OF CORK.—CAUSES OF DEATH, by Sexes, Ages, and Places of Occurrence in the Year, 1927.

International List Nos.	CAUSES OF DEATH.	Males.	Females	Total.	AGES AT DEATH.					PLACES OF OCCURRENCE.				Un-certified Deaths.	
					Under 1 year.	1-5	5-15	15-45	45-65	65 years & up.	General and Special Hospitals.	Mental Hospitals.	County Homes and Hospitals District Hospitals and Co. Infirmaries.		Else-where.
1	Enteric Fever	6	4	10	.	.	.	7	2	1	.	.	9	1	.
2	Typhus	1	1	.	.	.	1	1	.
6	Small-pox
7	Measles	13	11	24	4	10	5	5	1	23	3
8	Scarlat Fever	5	7	12	1	2	4	5	.	.	1	.	7	4	.
9	Whooping-cough	9	15	24	11	7	6	3	21	5
10	Diphtheria	8	6	14	.	2	9	3	.	.	1	.	13	.	.
16	Dysentery	1	1	.	.	.	1	.	.	1
11	Influenza	97	126	223	15	14	8	37	67	82	5	2	20	196	34
23	Encephalitis Lethargica	4	5	9	.	2	1	5	1	.	2	.	.	7	.
24	Meningococcal Meningitis	2	.	2	1	.	1	1	1	.
31	Tuberculosis of Respiratory System	155	164	319	4	3	14	219	68	11	18	36	80	185	14
32-37	Other Tuberculosis	43	36	79	8	18	10	33	9	1	13	1	26	39	3
43-49	Cancer, Malignant Disease	174	154	328	.	1	.	35	153	139	40	4	61	223	21
51	Rheumatic Fever	3	1	4	.	.	1	1	2	.	.	.	3	1	.
57	Diabetes	14	20	34	.	.	.	8	10	16	6	1	3	24	.
74	Cerebral Hæmorrhage	47	70	117	.	.	1	4	37	75	2	4	11	100	14
87-90	Heart Disease	279	264	543	.	1	4	54	177	307	18	42	86	397	62
91b	Arterio-sclerosis	14	4	18	.	.	.	1	6	11	1	.	1	16	3
99	Bronchitis	85	90	175	14	10	1	9	41	100	5	3	18	149	40
100-1	Pneumonia (all forms)	131	91	222	37	28	6	34	49	68	7	10	22	183	15
97-8 102-7	Other Diseases of Respiratory System	32	18	50	3	2	1	8	17	19	2	.	5	43	8
111	Ulcer of Stomach or Duodenum	21	17	38	.	.	.	10	21	7	7	.	5	26	1
113	Diarrhœa and Enteritis under 2 years	15	21	36	32	4	1	.	6	29	.
117	Appendicitis	10	10	20	.	.	3	13	3	1	9	.	6	5	.
122	Cirrhosis of the Liver	4	2	6	3	3	.	.	1	5	.
128-9	Acute and Chronic Nephritis	56	34	90	.	.	4	18	35	33	6	3	25	56	1
146	Puerperal Sepsis	3	3	.	.	.	3	.	.	1	.	.	2	.
143b-5 147-50	Other Accidents and Diseases of Pregnancy and Parturition	23	23	.	.	.	23	.	.	1	.	6	16	.
159-161	Congenital Debility and Malformation: Pre-mature Birth	66	51	117	115	1	.	1	.	.	4	.	11	102	48
165-174	Suicide	11	1	12	.	.	.	5	6	1	.	2	.	10	.
175-203	Other Deaths from Violence	56	21	77	3	6	7	27	18	16	7	.	19	51	1
—	Other Defined Diseases	628	733	1,361	54	39	23	83	155	1,077	59	47	124	1,131	650
204- 205a	Causes Ill-defined or Unknown	30	40	70	1	4	2	9	23	31	1	1	.	68	56
	ALL CAUSES	2,018	2,044	4,062	303	154	111	662	903	1,929	218	156	573	3,115	973

XVI.—COUNTY BOROUGH OF CORK.—CAUSES OF DEATH, by Sexes, Ages, and Places of Occurrence, in the Year 1927.

Inter-national List Nos.	CAUSES OF DEATH.	Males.	Females	Total.	AGES AT DEATH.					PLACES OF OCCURRENCE.				Un-certified Deaths.	
					Under 1 year.	1-5	5-15	15-45	45-65	65 years & up.	General and Special Hospitals.	Mental Hospitals.	County Homes and Hospitals, District Hospitals, and Co. Infirmary.		Else-where.
1	Enteric Fever	2	.	2	.	.	.	2	.	.	1	.	1	.	.
2	Typhus
6	Small-pox
7	Measles	1	1	.	.	1	1	.
8	Scarlet Fever	5	1	6	2	2	2	.	.	.	4	.	.	2	.
9	Whooping-cough
10	Diphtheria	3	8	11	1	6	4	.	.	.	4	.	5	2	.
16	Dysentery
11	Influenza	11	5	16	1	4	.	1	1	9	1	.	1	14	.
23	Encephalitis Lethargica	1	1	2	.	.	2	2	.	.
24	Meningococcal Meningitis	1	.	1	.	1	1	.	.
31	Tuberculosis of Respiratory System	62	72	134	1	5	4	94	28	2	28	7	32	67	1
32-37	Other Tuberculosis	21	21	42	14	8	9	10	1	.	10	.	15	17	.
43-49	Cancer, Malignant Disease	39	46	85	.	.	.	12	44	29	27	1	20	37	.
51	Rheumatic Fever	5	2	7	.	1	.	5	1	.	.	.	3	4	.
57	Diabetes	1	.	1	.	.	.	1	.	.	1
74	Cerebral Hæmorrhage	15	27	42	.	.	.	1	15	26	.	3	6	33	.
87-90	Heart Disease	68	97	165	.	.	1	17	68	79	14	9	64	78	4
91b	Arterio-sclerosis	6	5	11	5	6	2	.	1	8	.
99	Bronchitis	39	42	81	2	4	.	8	37	30	4	.	17	60	2
100-1	Pneumonia (all forms)	37	27	64	16	10	.	9	16	13	8	2	12	42	.
97-8 102-7	Other Diseases of Respiratory System	13	6	19	2	3	.	4	5	5	3	.	3	13	.
111	Ulcer of Stomach or Duodenum	6	2	8	.	.	.	6	2	.	6	.	.	2	.
113	Diarrhœa and Enteritis under 2 years	19	9	28	24	4	2	.	.	26	.
117	Appendicitis	9	2	11	.	.	5	2	4	.	5	.	5	1	.
122	Cirrhosis of the Liver	2	2	.	.	.	1	.	1	1	.	.	1	.
128-9	Acute and Chronic Nephritis	16	10	26	.	1	1	9	6	9	6	.	8	12	.
146	Puerperal Sepsis	5	5	.	.	.	5	.	.	2	.	3	.	.
143b-5 147-50	Other Accidents and Diseases of Pregnancy and Parturition	6	6	.	.	.	6	.	.	2	.	.	4	.
159-161	Congenital Debility and Malformation: Premature Birth	24	18	42	42	1	.	5	36	9
165-174	Suicide	4	1	5	.	.	.	2	3	.	2	.	2	1	.
175-203	Other Deaths from Violence	18	10	28	2	4	1	4	14	3	12	.	.	16	.
—	Other Defined Diseases	130	180	310	44	15	15	36	62	138	37	20	50	203	24
204-205a	Causes Ill-defined or Unknown	5	9	14	.	2	.	.	8	4	1	.	1	12	5
	ALL CAUSES	560	615	1,175	151	70	45	235	320	354	184	42	257	692	45

XVII.—ADMINISTRATIVE COUNTY OF KERRY.—CAUSES OF DEATH, by Sexes, Ages, and Places of Occurrence in the Year 1927.

International List Nos.	CAUSES OF DEATH.	Males.	Females	Total.	AGES AT DEATH.						PLACES OF OCCURRENCE.				Un-certified Deaths
					Under 1 year.	1-5	5-15	15-45	45-65	65 years & up.	General and Special Hospitals.	Mental Hospitals.	County Homes and Hospitals, District Hospitals, and Co. Infirmary.	Elsewhere.	
1	Enteric Fever	7	4	11	.	.	.	7	4	.	.	.	11	.	.
2	Typhus	2	.	2	2	.	.	.	2	.	.
6	Small-pox
7	Measles	2	3	5	2	2	1	5	2
8	Scarlet Fever	5	2	7	1	.	5	1	2	5	3
9	Whooping-cough	7	5	12	5	7	12	5
10	Diphtheria	5	3	8	1	5	.	2	4	4	.
16	Dysentery
11	Influenza	64	83	147	14	12	11	35	37	38	1	5	16	125	49
23	Encephalitis Lethargica
24	Meningococcal Meningitis	.	1	1	.	1	1	.	.
31	Tuberculosis of Respiratory System	86	74	160	.	.	4	123	26	7	4	17	59	80	18
32-37	Other Tuberculosis	22	13	35	2	5	8	13	7	.	3	9	8	15	1
43-49	Cancer, Malignant Disease	59	61	120	.	.	.	18	56	46	6	2	33	79	4
51	Rheumatic Fever	3	3	6	.	.	2	4	2	4	.
57	Diabetes	3	5	8	.	.	.	1	6	1	1	.	.	7	.
74	Cerebral Hæmorrhage	26	27	53	.	.	.	6	13	34	1	2	2	48	10
87-90	Heart Disease	122	104	226	.	3	5	33	73	112	2	6	44	174	36
91b	Arterio-sclerosis	2	.	2	2	.	.	1	1	.
99	Bronchitis	53	45	98	9	6	1	7	19	56	.	1	12	85	23
100-1	Pneumonia (all forms)	64	54	118	13	14	12	19	29	31	1	.	17	100	13
97-8 102-7	Other Diseases of Respiratory System	23	13	36	3	3	2	4	7	17	.	2	5	29	17
111	Ulcer of Stomach or Duodenum	12	3	15	.	.	.	7	5	3	1	1	4	9	1
113	Diarrhoea and Enteritis under 2 years	19	12	31	28	3	15	16	2
117	Appendicitis	9	3	12	.	.	4	6	1	1	5	.	5	2	1
122	Cirrhosis of the Liver	2	1	3	.	.	.	1	2	3	.
128-9	Acute and Chronic Nephritis	18	17	35	.	.	.	7	16	12	1	1	4	29	2
146	Puerperal Sepsis	2	2	.	.	.	2	2	.	.
143b-5 147-50	Other Accidents and Diseases of Pregnancy and Parturition	11	11	.	.	.	11	3	8	1
159-161	Congenital Debility and Malformation: Premature Birth	38	38	76	75	1	17	59	45
165-174	Suicide	4	.	4	2	2	.	.	.	4	1
175-203	Other Deaths from Violence	17	7	24	1	3	3	5	3	9	1	.	7	16	6
—	Other Defined Diseases	350	371	721	24	16	18	43	59	561	12	26	42	641	492
204- 205a	Causes Ill-defined or Unknown	25	29	54	.	7	1	13	15	18	.	4	.	50	47
	ALL CAUSES	1,049	994	2,043	178	88	77	368	382	950	39	76	318	1,610	779

XVIII.—ADMINISTRATIVE COUNTY OF LIMERICK.—CAUSES OF DEATH, by Sexes, Ages, and Places of Occurrence, in the Year 1927

Inter-national List Nos.	CAUSES OF DEATH.	Males.	Females	Total.	AGES AT DEATH.					PLACES OF OCCURRENCE.				Un-certified Deaths.	
					Under 1 year.	1-5	5-15	15-45	45-65	65 years & up.	General and Special Hospitals.	Mental Hospitals.	County Homes and Hospitals, District Hospitals, and Co. Infirmary.		Else-where.
1	Enteric Fever	5	1	6	.	.	.	4	2	.	1	.	3	2	.
2	Typhus
6	Small-pox
7	Measles	2	1	3	1	1	1	1	2	1
8	Scarlet Fever	1	1	.	.	.	1	1	.	.
9	Whooping-cough	3	8	11	6	5	11	4
10	Diphtheria	4	5	9	2	3	4	4	5	.
16	Dysentery	3	.	3	.	.	.	1	1	1	.	2	.	1	.
11	Influenza	33	47	80	7	5	2	11	22	33	.	1	10	69	18
23	Encephalitis Lethargica
24	Meningococcal Meningitis	1	.	1	.	1	1	.
31	Tuberculosis of Respiratory System	58	39	97	.	1	10	59	21	6	1	12	22	62	7
32-37	Other Tuberculosis	15	14	29	1	3	7	15	2	1	.	.	11	18	1
43-49	Cancer, Malignant Disease	67	35	102	.	.	.	10	46	46	4	1	24	73	3
51	Rheumatic Fever	1	1	2	.	.	.	1	1	2	.
57	Diabetes	7	5	12	.	.	.	2	8	2	.	.	.	12	.
74	Cerebral Hæmorrhage	15	20	35	.	.	1	3	8	23	.	.	1	34	3
87-90	Heart Disease	65	74	139	.	.	1	12	39	87	3	5	16	115	17
91b	Arterio-sclerosis	4	2	6	6	.	.	.	6	1
99	Bronchitis	47	40	87	7	3	1	3	17	56	1	.	13	73	15
100-1	Pneumonia (all forms)	56	36	92	10	17	5	13	21	26	3	1	11	77	9
97-8 102-7	Other Diseases of Respiratory System	9	3	12	1	.	.	2	4	5	.	1	3	8	1
111	Ulcer of Stomach or Duodenum	6	1	7	.	.	.	3	2	2	4	1	1	1	.
113	Diarrhœa and Enteritis under 2 years	7	5	12	11	1	2	10	.
117	Appendicitis	7	.	7	.	.	2	4	1	.	1	.	4	2	.
122	Cirrhosis of the Liver	1	.	1	1	.	.	.	1	.
128-9	Acute and Chronic Nephritis	16	14	30	.	.	.	6	11	13	3	1	8	18	.
146	Puerperal Sepsis	7	7	.	.	.	6	1	.	2	.	5	.	.
143b-5 147-50	Other Accidents and Diseases of Pregnancy and Parturition	4	4	.	.	.	4	1	3	.
159-161	Congenital Debility and Malformation: Premature Birth	41	35	76	76	3	.	14	59	40
165-174	Suicide	3	1	4	4	4	.
175-203	Other Deaths from Violence	28	6	34	.	3	4	10	7	10	2	.	10	22	.
—	Other Defined Diseases	237	260	497	27	11	10	24	47	378	8	12	65	412	255
204- 205a	Causes Ill-defined or Unknown	16	17	33	.	4	3	5	8	13	.	.	.	33	27
	ALL CAUSES	757	682	1,439	149	58	51	199	273	709	36	37	230	1,136	402

XIX.—COUNTY BOROUGH OF LIMERICK.—CAUSES OF DEATH, by Sexes, Ages, and Places of Occurrence, in the Year 1927.

International List Nos.	CAUSES OF DEATH.	Males.	Females	Total.	AGES AT DEATH.					PLACES OF OCCURRENCE.				Un-certified Deaths.	
					Under 1 year.	1-5	5-15	15-45	45-65	65 years & up.	General and Special Hospitals.	Mental Hospitals.	County Homes and Hospitals, District Hospitals, and Co. Infirmary.		Elsewhere.
1	Enteric Fever	2	2	.	.	.	1	1	.	.	.	2	.	.
2	Typhus
6	Small-pox
7	Measles	1	1	.	1	1	.
8	Scarlet Fever	1	1	.	1	1	.	.
9	Whooping-cough
10	Diphtheria	6	2	8	.	7	.	1	6	2	.
16	Dysentery	2	.	2	.	.	.	1	.	1	.	2	.	.	.
11	Influenza	9	11	20	.	1	.	5	6	8	2	.	7	11	2
23	Encephalitis Lethargica
24	Meningococcal Meningitis
31	Tuberculosis of Respiratory System	24	28	52	.	1	4	38	9	.	1	1	30	20	.
32-37	Other Tuberculosis	6	1	7	.	1	1	4	1	.	2	.	1	4	.
43-49	Cancer, Malignant Disease	18	14	32	.	1	.	6	17	8	3	1	12	16	1
51	Rheumatic Fever	1	2	3	.	.	.	2	1	3	.
57	Diabetes	3	.	3	3	.	1	.	.	2	.
74	Cerebral Hæmorrhage	8	14	22	.	.	.	6	8	8	2	.	5	15	1
87-90	Heart Disease	20	29	49	.	.	.	8	22	19	3	6	11	29	4
91b	Arterio-sclerosis
99	Bronchitis	34	53	87	11	7	1	1	36	31	2	.	16	69	6
100-1	Pneumonia (all forms)	23	16	39	7	8	3	8	7	6	9	.	6	24	.
97-8 102-7	Other Diseases of Respiratory System	5	5	10	.	.	.	1	4	5	2	.	3	5	1
111	Ulcer of Stomach or Duodenum	4	.	4	.	.	.	3	1	.	1	.	2	1	.
113	Diarrhœa and Enteritis under 2 years	7	4	11	11	1	.	.	10	2
117	Appendicitis	1	.	1	.	.	.	1	.	.	1
122	Cirrhosis of the Liver	1	1	1	1	.
128-9	Acute and Chronic Nephritis	8	2	10	.	.	.	4	5	1	1	1	5	3	.
146	Puerperal Sepsis	1	1	.	.	.	1	1	.	.
143b-5 147-50	Other Accidents and Diseases of Pregnancy and Parturition	4	4	.	.	.	4	.	.	2	.	.	2	.
159-161	Congenital Debility and Malformation: Premature Birth	18	13	31	31	12	.	4	15	14
165-174	Suicide
175-203	Other Deaths from Violence	4	2	6	.	2	.	3	1	.	3	.	.	3	.
—	Other Defined Diseases	75	124	199	47	13	2	20	26	91	20	4	54	121	37
204- 205a	Causes Ill-defined or Unknown	4	3	7	.	.	1	.	4	2	.	.	1	6	3
	ALL CAUSES	280	333	613	107	43	12	118	153	180	68	15	167	363	71

XX.—ADMINISTRATIVE COUNTY OF TIPPERARY (NORTH RIDING).—CAUSES OF DEATH, by Sexes, Ages, and Places of Occurrence, in the Year 1927.

International List Nos.	CAUSES OF DEATH.	Males.	Females	Total.	AGES AT DEATH.						PLACES OF OCCURRENCE.				Un-certified Deaths.
					Under 1 year.	1-5	5-15	15-45	45-65	65 years & up.	General and Special Hospitals.	Mental Hospitals.	County Homes and Hospitals, District Hospitals, and Co. Infirmaries.	Elsewhere.	
1	Enteric Fever	1	.	1	.	.	.	1	1	.
2	Typhus
6	Small-pox
7	Measles
8	Scarlet Fever	1	1	1	1	.	.
9	Whooping-cough ...	4	3	7	5	1	1	1	6	2
10	Diphtheria	1	.	1	.	1	1	.
16	Dysentery
11	Influenza	34	29	63	1	1	4	7	14	36	.	4	8	51	8
23	Encephalitis Lethargica	1	2	3	.	.	2	.	1	.	.	.	1	2	.
24	Meningococcal Meningitis
31	Tuberculosis of Respiratory System	28	28	56	.	.	4	35	15	2	2	6	19	29	6
32-37	Other Tuberculosis ...	8	6	14	.	1	1	11	1	.	2	.	1	11	1
43-49	Cancer, Malignant Disease	32	22	54	.	.	.	7	20	27	3	.	11	40	3
51	Rheumatic Fever	1	1	.	.	.	1	1	1
57	Diabetes	2	4	6	.	.	.	1	3	2	.	.	1	5	.
74	Cerebral Hæmorrhage ...	3	9	12	4	8	.	1	1	10	2
87-90	Heart Disease	45	51	96	.	.	1	8	23	64	1	1	18	76	13
91b	Arterio-sclerosis ...	1	1	2	1	1	.	.	.	2	.
99	Bronchitis	25	27	52	9	2	1	2	8	30	.	.	2	50	14
100-1	Pneumonia (all forms)	21	12	33	2	4	.	5	7	15	2	1	1	29	.
97-8 102-7	Other Diseases of Respiratory System ...	7	5	12	1	.	1	.	4	6	1	.	1	10	1
111	Ulcer of Stomach or Duodenum	1	3	4	.	.	.	1	3	.	.	.	1	3	1
113	Diarrhoea and Enteritis under 2 years ...	5	2	7	6	1	7	.
117	Appendicitis	3	1	4	.	.	3	.	1	.	1	.	1	2	.
122	Cirrhosis of the Liver ...	1	1	2	1	1	.	.	.	2	.
128-9	Acute and Chronic Nephritis	12	9	21	.	.	.	3	6	12	.	.	5	16	.
146	Puerperal Sepsis
143b-5 147-50	Other Accidents and Diseases of Pregnancy and Parturition	4	4	.	.	.	4	4	.
159-161	Congenital Debility and Malformation: Pre-mature Birth ...	25	13	38	38	1	.	6	31	19
165-174	Suicide	2	.	2	.	.	.	1	1	2	.
175-203	Other Deaths from Violence	7	3	10	.	2	1	.	2	5	.	.	7	3	.
—	Other Defined Diseases	160	175	335	17	7	4	18	49	240	12	13	38	272	155
204- 205a	Causes ill-defined or Unknown	11	9	20	.	4	.	.	6	10	.	.	.	20	17
	ALL CAUSES	440	421	861	80	24	23	105	170	459	25	26	124	686	243

XXI.—ADMINISTRATIVE COUNTY OF TIPPERARY (SOUTH RIDING).—CAUSES OF DEATH, by Sexes, Ages, and Places of Occurrence, in the Year 1927.

Inter- national List Nos.	CAUSES OF DEATH.	Males.	Females	Total.	AGES AT DEATH.					PLACES OF OCCURRENCE.				Un- certified Deaths.	
					Under 1 year.	1-5	5-15	15-45	45-65	65 years & up.	General and Special Hospitals.	Mental Hospitals.	County Homes and Hospitals, District Hospitals, and Co. Infirmary.		Else- where.
1	Enteric Fever	5	1	6	.	.	1	5	6	.	.
2	Typhus
6	Small-pox
7	Measles	2	1	3	.	1	2	3	.
8	Scarlet Fever	2	2	.	1	1	1	1	.
9	Whooping-cough	4	4	2	2	4	1
10	Diphtheria	1	1	.	1	1	.
16	Dysentery
11	Influenza	27	24	51	5	.	2	8	19	17	.	6	6	39	7
23	Encephalitis Lethargica
24	Meningococcal Meningitis
31	Tuberculosis of Respira- tory System	38	54	92	.	.	.	71	15	6	5	6	31	50	5
32-37	Other Tuberculosis	18	15	33	2	4	7	14	3	3	.	2	6	25	1
43-49	Cancer, Malignant Disease	61	43	104	.	.	.	11	61	32	4	2	25	73	3
51	Rheumatic Fever	1	2	3	3	3	.
57	Diabetes	5	2	7	.	.	.	2	3	2	.	.	3	4	.
74	Cerebral Hæmorrhage ...	21	33	54	.	.	.	5	16	33	.	3	11	40	4
87-90	Heart Disease	81	84	165	.	.	2	18	61	84	.	5	38	122	16
91b	Arterio-sclerosis	3	2	5	1	4	1	.	.	4	.
99	Bronchitis	36	39	75	11	2	2	.	15	45	.	2	10	63	20
100-1	Pneumonia (all forms)	33	33	66	8	10	1	6	16	25	.	.	17	49	6
97-8 102-7	Other Diseases of Res- piratory System	6	5	11	.	1	.	1	5	4	.	.	1	10	2
111	Ulcer of Stomach or Duodenum	5	1	6	.	.	.	2	3	1	.	.	3	3	.
113	Diarrhoea and Enteritis under 2 years	6	10	16	15	1	1	15	2
117	Appendicitis	4	.	4	.	.	.	2	2	.	1	.	3	.	.
122	Cirrhosis of the Liver ...	2	2	4	3	1	.	.	3	1	.
128-9	Acute and Chronic Nephritis	15	16	31	.	1	2	6	13	9	.	.	8	23	3
146	Puerperal Sepsis	4	4	.	.	.	4	3	1	.
143b-5 147-50	Other Accidents and Diseases of Pregnancy and Parturition	3	3	.	.	.	3	1	2	.
159-161	Congenital Debility and Malformation: Pre- mature Birth	23	31	54	54	13	41	14
165-174	Suicide	2	.	2	2	.	1	.	1	.
175-203	Other Deaths from Vio- lence	15	6	21	1	2	.	9	6	3	1	.	10	10	1
—	Other Defined Diseases	198	200	398	29	9	9	29	43	279	3	18	48	329	167
204- 205a	Causes Ill-defined or Unknown	11	17	28	.	1	.	1	13	13	.	.	1	27	19
	ALL CAUSES	618	635	1,253	127	36	29	197	301	563	15	45	249	944	271

XXII.—ADMINISTRATIVE COUNTY OF WATERFORD.—CAUSES OF DEATH, by Sexes, Ages, and Places of Occurrence, in the Year 1927.

International List Nos.	CAUSES OF DEATH.	Males.	Females	Total.	AGES AT DEATH.						PLACES OF OCCURRENCE.				Un-certified Deaths.
					Under 1 year.	1-5	5-15	15-45	45-65	65 years & up.	General and Special Hospitals.	Mental Hospitals.	County Homes and Hospitals, District Hospitals, and Co. Infirmaryes.	Elsewhere.	
1	Enteric Fever	2	.	2	.	.	.	1	1	.	.	.	1	1	.
2	Typhus
6	Small-pox
7	Measles	4	.	4	3	.	1	4	1
8	Scarlet Fever	2	3	5	.	3	2	1	4	.
9	Whooping-cough
10	Diphtheria	1	2	3	.	1	1	1	3	.
16	Dysentery	1	.	1	1	.	.	1	.	.	.
11	Influenza	14	9	23	1	.	1	7	7	7	.	2	4	17	.
23	Encephalitis Lethargica
24	Meningococcal Meningitis
31	Tuberculosis of Respiratory System	24	32	56	2	1	.	35	10	8	1	5	9	41	2
32-37	Other Tuberculosis	5	5	10	.	1	2	7	4	6	.
43-49	Cancer, Malignant Disease	32	30	62	.	.	.	6	28	28	3	.	17	42	2
51	Rheumatic Fever	1	.	1	.	.	.	1	1	.
57	Diabetes	1	1	1	1	.
74	Cerebral Hæmorrhage	18	21	39	.	.	.	3	9	27	.	.	10	29	3
87-90	Heart Disease	60	48	108	.	1	.	7	32	68	.	4	21	83	13
91b	Arterio-sclerosis	5	2	7	4	3	.	.	1	6	.
99	Bronchitis	12	18	30	2	3	.	.	8	17	.	.	4	26	8
100-1	Pneumonia (all forms)	27	13	40	6	7	1	7	10	9	.	1	7	32	2
97-8 102-7	Other Diseases of Respiratory System	6	3	9	.	.	.	2	3	4	.	.	2	7	1
111	Ulcer of Stomach or Duodenum	3	3	6	1	.	.	2	3	.	1	.	1	4	.
113	Diarrhoea and Enteritis under 2 years	7	6	13	10	3	2	.	.	11	.
117	Appendicitis
122	Cirrhosis of the Liver	1	.	1	1	.	.	.	1	.
128-9	Acute and Chronic Nephritis	14	8	22	.	.	.	2	9	11	.	.	5	17	.
146	Puerperal Sepsis	2	2	.	.	.	2	1	1	1
143b-5 147-50	Other Accidents and Diseases of Pregnancy and Parturition	2	2	.	.	.	2	1	1	.
159-161	Congenital Debility and Malformation: Premature Birth	17	12	29	28	1	8	21	7
165-174	Suicide	2	.	2	.	.	.	1	1	2	.
175-203	Other Deaths from Violence	6	2	8	.	1	2	1	1	3	.	.	3	5	.
—	Other Defined Diseases	136	150	286	20	7	10	16	28	205	5	14	44	223	132
204-205a	Causes Ill-defined or Unknown	11	8	19	.	1	.	3	12	3	.	.	.	19	17
	ALL CAUSES	411	380	791	73	30	20	106	168	394	12	27	144	608	189

XXIII.—COUNTY BOROUGH OF WATERFORD.—CAUSES OF DEATH, by Sexes, Ages, and Places of Occurrence, in the Year 1927.

International List Nos.	CAUSES OF DEATH.	Males.	Females	Total.	AGES AT DEATH.						PLACES OF OCCURRENCE.				Un-certified Deaths.
					Under 1 year.	1-5	5-15	15-45	45-65	65 years & up.	General and Special Hospitals.	Mental Hospitals.	County Homes and Hospitals, District Hospitals, and Co. Infirmaries.	Else-where	
1	Enteric Fever
2	Typhus
6	Small-pox
7	Measles
8	Scarlet Fever
9	Whooping-cough
10	Diphtheria ...	2	1	3	1	2	2	1	.
16	Dysentery
11	Influenza ...	12	14	26	.	1	.	1	8	16	.	1	2	23	3
23	Encephalitis Lethargica	1	.	1	.	.	.	1	1	.
24	Meningococcal Meningitis
31	Tuberculosis of Respiratory System ...	21	22	43	.	.	1	29	10	3	1	3	10	29	.
32-37	Other Tuberculosis ...	4	7	11	2	1	3	4	1	.	1	1	2	7	.
43-49	Cancer, Malignant Disease	17	14	31	.	1	.	2	16	12	1	.	10	20	.
51	Rheumatic Fever	1	1	1	1	.
57	Diabetes	1	1	1	.	.	.	1	.	.
74	Cerebral Hæmorrhage ...	11	19	30	.	.	.	3	10	17	.	.	3	27	.
87-90	Heart Disease ...	21	33	54	.	.	1	4	17	32	1	4	16	33	2
91b	Arterio-sclerosis ...	1	.	1	1	1	.
99	Bronchitis ...	11	12	23	1	.	.	.	2	20	.	.	3	20	.
100-1	Pneumonia (all forms)	11	9	20	1	2	.	6	4	7	.	1	6	13	1
97-8 102-7	Other Diseases of Respiratory System ...	2	7	9	.	2	.	.	4	3	.	.	2	7	1
111	Ulcer of Stomach or Duodenum ...	1	.	1	1	1	.
113	Diarrhœa and Enteritis under 2 years ...	9	9	18	16	2	18	.
117	Appendicitis ...	1	.	1	.	.	.	1	1	.	.
122	Cirrhosis of the Liver ...	2	.	2	2	2	.
128-9	Acute and Chronic Nephritis ...	9	4	13	.	1	.	2	7	3	1	.	5	7	.
146	Puerperal Sepsis	2	2	.	.	.	2	2	.	.
143b-5 147-50	Other Accidents and Diseases of Pregnancy and Parturition	1	1	.	.	.	1	1	.
159-161	Congenital Debility and Malformation: Premature Birth ...	14	5	19	19	7	12	3
165-174	Suicide
175-203	Other Deaths from Violence ...	4	4	8	.	1	1	2	2	2	.	.	3	5	.
—	Other Defined Diseases	40	60	100	13	1	4	12	22	48	6	10	25	59	6
204-205a	Causes Ill-defined or Unknown ...	1	1	2	.	.	.	1	1	2	2
	ALL CAUSES ...	195	226	421	53	14	10	71	110	163	11	20	100	290	18

XXIV.—ADMINISTRATIVE COUNTY OF GALWAY.—CAUSES OF DEATH, by Sexes, Ages, and Places of Occurrence, in the Year 1927.

International List Nos.	CAUSES OF DEATH.	Males.	Females	Total.	AGES AT DEATH.						PLACES OF OCCURRENCE.				Un-certified Deaths.
					Under 1 year.	1-5	5-15	15-45	45-65	65 years & up.	General and Special Hospitals.	Mental Hospitals.	County Homes and Hospitals, District Hospitals, and Co Infirmarys.	Elsewhere.	
1	Enteric Fever	4	4	8	.	.	2	4	1	1	.	1	7	.	.
2	Typhus	1	1	2	.	.	.	1	1	.	.	.	2	.	.
6	Small-pox
7	Measles	3	8	11	.	7	1	3	11	6
8	Scarlet Fever	1	1	.	.	1	1	.	.
9	Whooping-cough	13	13	26	15	11	6	20	10
10	Diphtheria	5	4	9	.	5	3	.	.	1	.	.	7	2	1
16	Dysentery	1	1	1	1	.
11	Influenza	40	41	81	6	5	5	15	17	33	1	.	2	78	32
23	Encephalitis Lethargica	6	4	10	.	.	2	4	4	.	.	.	4	6	.
24	Meningococcal Meningitis
31	Tuberculosis of Respiratory System	91	92	183	.	2	3	136	37	5	26	10	44	103	33
32-37	Other Tuberculosis	14	18	32	2	3	3	17	5	2	1	4	13	14	3
43-49	Cancer, Malignant Disease	72	64	136	.	1	.	6	63	66	7	2	28	99	12
51	Rheumatic Fever	3	.	3	.	1	.	2	3	.
57	Diabetes	5	8	13	.	.	1	4	.	8	.	.	2	11	2
74	Cerebral Hæmorrhage	25	30	55	.	.	.	1	19	35	.	1	12	42	9
87-90	Heart Disease	98	103	201	.	.	3	26	61	111	2	2	52	145	43
91b	Arterio-sclerosis	2	.	2	1	1	.	1	.	1	.
99	Bronchitis	45	56	101	10	6	4	1	28	52	.	1	19	81	47
100-1	Pneumonia (all forms)	67	57	124	8	15	4	26	35	36	4	1	12	107	20
97-8 102-7	Other Diseases of Respiratory System	25	13	38	2	1	2	5	14	14	.	.	11	27	12
111	Ulcer of Stomach or Duodenum	2	3	5	.	.	.	3	2	.	.	.	2	3	.
113	Diarrhœa and Enteritis under 2 years	5	7	12	11	1	1	.	3	8	1
117	Appendicitis	7	5	12	.	2	1	6	2	1	.	.	9	3	.
122	Cirrhosis of the Liver	4	2	6	.	1	.	1	1	3	1	.	4	1	.
128-9	Acute and Chronic Nephritis	18	15	33	.	.	.	2	12	19	.	.	7	26	2
146	Puerperal Sepsis	3	3	.	.	.	3	.	.	1	.	.	2	.
143b-5 147-50	Other Accidents and Diseases of Pregnancy and Parturition	13	13	.	.	.	13	.	.	4	.	2	7	3
159-161	Congenital Debility and Malformation: Premature Birth	23	30	53	52	1	1	.	7	45	34
165-174	Suicide	2	2	4	.	.	.	2	2	.	.	.	2	2	.
175-203	Other Deaths from Violence	33	5	38	1	3	1	16	10	7	.	.	6	32	7
—	Other Defined Diseases	456	442	898	53	25	13	42	56	709	9	20	79	790	665
204- 205a	Causes Ill-defined or Unknown	32	28	60	2	10	2	10	19	17	.	.	.	60	52
	ALL CAUSES	1,101	1,073	2,174	162	100	51	349	391	1,121	58	43	343	1,730	994

XXV.—ADMINISTRATIVE COUNTY OF LEITRIM.—CAUSES OF DEATH, by Sexes, Ages, and Places of Occurrence in the Year 1927.

International List Nos.	CAUSES OF DEATH.	Males.	Females	Total.	AGES AT DEATH.						PLACES OF OCCURRENCE.				Un-certified Deaths.
					Under 1 year.	1-5	5-15	15-45	45-65	65 years & up.	General and Special Hospitals.	Mental Hospitals.	County Homes and Hospitals, District Hospitals, and Co. Infirmary.	Elsewhere.	
1	Enteric Fever ...	1	.	1	.	.	.	1	1	.	.
2	Typhus
6	Small-pox
7	Measles ...	1	1	2	.	.	1	1	2	.
8	Scarlet Fever ...	2	.	2	.	.	1	1	1	1	.
9	Whooping-cough ...	2	.	2	1	1	2	.
10	Diphtheria ...	1	3	4	.	1	2	1	1	3	1
16	Dysentery
11	Influenza ...	19	23	42	.	1	3	7	10	21	.	.	1	41	22
23	Encephalitis Lethargica
24	Meningococcal Meningitis	1	1	2	.	.	1	1	2	.
31	Tuberculosis of Respiratory System ...	29	22	51	.	.	.	34	13	4	4	2	13	32	7
32-37	Other Tuberculosis ...	10	9	19	2	2	.	12	2	1	.	.	7	12	.
43-49	Cancer, Malignant Disease	31	22	53	.	.	.	6	22	25	7	2	5	39	7
51	Rheumatic Fever ...	4	.	4	.	.	.	3	1	.	.	.	1	3	.
57	Diabetes ...	4	2	6	4	2	.	.	1	5	2
74	Cerebral Hæmorrhage ...	8	16	24	8	16	.	.	5	19	5
87-90	Heart Disease ...	32	27	59	.	.	.	5	20	34	.	.	8	51	14
91b	Arterio-sclerosis
99	Bronchitis ...	16	20	36	4	1	1	3	3	24	.	1	3	32	22
100-1	Pneumonia (all forms)	14	18	32	3	.	.	7	4	18	.	1	5	26	4
97-8 102-7	Other Diseases of Respiratory System ...	9	1	10	.	.	.	2	5	3	.	.	.	10	3
111	Ulcer of Stomach or Duodenum ...	4	3	7	.	.	.	3	2	2	.	.	1	6	.
113	Diarrhoea and Enteritis under 2 years ...	2	.	2	2	1	1	1
117	Appendicitis ...	2	2	4	.	.	.	2	2	.	.	.	4	.	.
122	Cirrhosis of the Liver ...	1	.	1	1	.	.	.	1	.	.
128-9	Acute and Chronic Nephritis ...	12	7	19	.	.	.	2	3	14	2	.	3	14	5
146	Puerperal Sepsis	4	4	.	.	.	4	1	3	.
143b-5 147-50	Other Accidents and Diseases of Pregnancy and Parturition	3	3	.	.	.	3	1	2	.
159-161	Congenital Debility and Malformation: Premature Birth ...	15	12	27	27	6	21	16
165-174	Suicide	1	1	.	.	.	1	1	.
175-203	Other Deaths from Violence ...	5	2	7	.	1	.	1	1	4	.	.	3	4	.
—	Other Defined Diseases	152	177	329	4	2	2	14	33	274	8	7	30	284	234
204- 205a	Causes Ill-defined or Unknown ...	18	24	42	.	2	1	6	14	19	.	.	.	42	42
	ALL CAUSES ...	395	400	795	43	11	12	120	148	461	21	13	103	658	385

XXVI.—ADMINISTRATIVE COUNTY OF MAYO.—CAUSES OF DEATH, by Sexes, Ages, and Places of Occurrence in the Year 1927.

Inter-national List Nos.	CAUSES OF DEATH.	Males.	Females	Total.	AGES AT DEATH.						PLACES OF OCCURRENCE.				Un-certified Deaths.
					Under 1 year.	1-5	5-15	15-45	45-65	65 years & up.	General and Special Hospitals.	Mental Hospitals.	County Homes and Hospital, District Hospital and Co. Infirmary.	Else-where.	
1	Enteric Fever	4	2	6	.	.	2	2	1	1	.	.	3	3	.
2	Typhus	1	1	.	.	.	1	1	.	.
6	Small-pox
7	Measles
8	Scarlet Fever	2	2	.	1	.	1	1	1	1
9	Whooping-cough	18	8	26	12	11	3	4	22	9
10	Diphtheria	1	3	4	.	3	1	2	2	.
16	Dysentery
11	Influenza	62	58	120	12	13	4	21	25	45	.	.	5	115	69
23	Encephalitis Lethargica	2	1	3	.	.	1	1	1	.	.	.	1	2	.
24	Meningococcal Meningitis	1	.	1	.	.	1	1	.	.
31	Tuberculosis of Respiratory System	73	78	151	.	1	8	108	31	3	10	7	32	102	30
32-37	Other Tuberculosis	26	20	46	3	.	18	18	6	1	2	4	14	26	2
43-49	Cancer, Malignant Disease	77	70	147	.	.	.	15	65	67	9	.	24	114	14
51	Rheumatic Fever	2	4	6	.	.	1	5	1	5	.
57	Diabetes	1	8	9	.	.	.	3	2	4	.	.	.	9	1
74	Cerebral Hæmorrhage ...	16	17	33	.	.	.	1	12	20	.	3	3	27	3
87-90	Heart Disease	71	73	144	.	.	3	17	57	67	1	2	21	120	33
91b	Arterio-sclerosis	2	5	7	3	4	.	.	3	4	.
99	Bronchitis	42	42	84	5	2	.	2	16	59	.	3	3	78	49
100-1	Pneumonia (all forms)	65	65	130	13	17	8	29	28	35	.	.	14	116	25
97-8 102-7	Other Diseases of Respiratory System ...	19	18	37	5	1	3	4	11	13	.	.	3	34	16
111	Ulcer of Stomach or Duodenum	10	1	11	.	.	.	3	6	2	1	.	.	10	.
113	Diarrhœa and Enteritis under 2 years	6	.	6	5	1	1	5	.
117	Appendicitis	3	9	12	.	3	4	2	2	1	1	.	8	3	1
122	Cirrhosis of the Liver ...	3	.	3	.	.	.	2	1	.	1	.	.	2	.
128-9	Acute and Chronic Nephritis	23	7	30	.	1	2	6	10	11	2	.	8	20	7
146	Puerperal Sepsis	3	3	.	.	.	3	3	.
143b-5 147-50	Other Accidents and Diseases of Pregnancy and Parturition	12	12	.	.	.	11	1	.	.	.	1	11	2
159-161	Congenital Debility and Malformation: Premature Birth	33	27	60	59	.	.	1	.	.	2	.	7	51	39
165-174	Suicide	2	.	2	.	.	.	1	.	1	.	1	.	1	.
175-203	Other Deaths from Violence	20	14	34	.	4	4	14	3	9	.	.	8	26	4
—	Other Defined Diseases	455	563	1,018	18	10	16	41	63	870	8	16	78	916	777
204- 205a	Causes Ill-defined or Unknown	30	38	68	.	3	2	13	22	28	.	.	.	68	64
	ALL CAUSES	1,067	1,149	2,216	132	71	81	325	366	1,241	37	36	247	1,896	1,146

XXVII.—ADMINISTRATIVE COUNTY OF ROSCOMMON.—CAUSES OF DEATH, by Sexes, Ages, and Places of Occurrence in the Year 1927.

International List Nos.	CAUSES OF DEATH.	Males.	Females	Total.	AGES AT DEATH.						PLACES OF OCCURRENCE.				Un-certified Deaths.
					Under 1 year.	1-5	5-15	15-45	45-65	65 years & up.	General and Special Hospitals.	Mental Hospitals.	County Homes and Hospitals, District Hospitals, and Co. Industries.	Elsewhere.	
1	Enteric Fever	5	1	6	.	.	.	3	3	.	.	.	3	3	1
2	Typhus
6	Small-pox
7	Measles	1	2	3	1	1	.	1	3	2
8	Scarlet Fever
9	Whooping-cough	2	2	.	1	1	2	1
10	Diphtheria	1	1	.	.	1	1	1
16	Dysentery
11	Influenza	31	33	64	8	1	6	12	7	30	.	.	11	53	29
23	Encephalitis Lethargica
24	Meningococcal Meningitis
31	Tuberculosis of Respiratory System	39	19	58	.	2	1	46	8	1	6	4	13	35	5
32-37	Other Tuberculosis	4	7	11	3	1	.	6	1	.	1	.	2	8	.
43-49	Cancer, Malignant Disease	31	29	60	.	.	.	4	26	30	2	1	10	47	10
51	Rheumatic Fever	4	4	.	.	.	3	1	4	1
57	Diabetes	4	4	.	.	.	1	1	2	.	.	.	4	2
74	Cerebral Hæmorrhage	3	10	13	8	5	1	.	.	12	1
87-90	Heart Disease	62	50	112	.	.	1	12	40	59	1	3	23	85	30
91b	Arterio-sclerosis	1	3	4	1	3	.	.	.	4	.
99	Bronchitis	30	45	75	10	2	.	3	17	43	.	1	5	69	30
100-1	Pneumonia (all forms)	29	14	43	2	4	3	9	15	10	.	.	1	42	7
97-8 102-7	Other Diseases of Respiratory System	6	2	8	1	.	.	2	2	3	.	2	1	5	1
111	Ulcer of Stomach or Duodenum	8	3	11	.	.	.	5	5	1	2	.	3	6	.
113	Diarrhœa and Enteritis under 2 years	4	2	6	6	1	.	1	4	.
117	Appendicitis	1	2	3	.	.	2	.	1	.	1	.	1	1	.
122	Cirrhosis of the Liver	2	2	2	.	.	.	2	.
128-9	Acute and Chronic Nephritis	18	18	36	.	.	.	2	12	22	.	1	13	22	8
146	Puerperal Sepsis	5	5	.	.	.	5	.	.	1	.	1	3	.
143b-5 147-50	Other Accidents and Diseases of Pregnancy and Parturition	4	4	.	.	.	4	.	.	1	.	1	2	.
159-161	Congenital Debility and Malformation: Premature Birth	19	6	25	24	1	2	.	.	23	13
165-174	Suicide	1	.	1	.	.	.	1	1	.	.
175-203	Other Deaths from Violence	10	5	15	1	1	.	6	3	4	.	.	2	13	1
—	Other Defined Diseases	233	265	498	17	5	5	20	39	412	4	11	24	459	368
204- 205a	Causes Ill-defined or Unknown	36	35	71	3	2	.	9	27	30	.	1	.	70	65
	ALL CAUSES	572	573	1,145	76	21	20	154	217	657	23	24	116	982	576

XXVIII.—ADMINISTRATIVE COUNTY OF SLIGO.—CAUSES OF DEATH, by Sexes, Ages, and Places of Occurrence, in the Year 1927.

Inter- national List Nos.	CAUSES OF DEATH.	Males.	Females	Total.	AGES AT DEATH.					PLACES OF OCCURRENCE.				Un- certified Deaths.	
					Under 1 year.	1-5	5-15	15-45	45-65	65 years & up.	General and Special Hospitals.	Mental Hospitals.	County Homes and Hospitals, District Hospitals, and Co. Infirmary.		Else- where.
1	Enteric Fever
2	Typhus
6	Small-pox
7	Measles	1	.	1	.	.	1	1	.
8	Scarlet Fever
9	Whooping-cough	2	2	4	2	2	4	1
10	Diphtheria	2	.	2	.	1	1	1	1	.	.
16	Dysentery
11	Influenza	24	32	56	5	6	2	1	15	27	.	.	2	54	36
23	Encephalitis Lethargica
24	Meningococcal Meningitis
31	Tuberculosis of Respira- tory System	42	36	78	.	.	2	60	14	2	2	3	20	53	10
32-37	Other Tuberculosis	12	8	20	2	.	3	11	3	1	3	2	9	6	1
43-49	Cancer, Malignant Disease	42	36	78	.	.	.	5	36	37	5	1	25	47	4
51	Rheumatic Fever	3	4	7	.	.	2	4	1	.	.	.	1	6	.
57	Diabetes	5	3	8	.	.	.	2	4	2	.	.	2	6	1
74	Cerebral Hæmorrhage ...	10	16	26	.	.	.	1	7	18	.	1	1	24	7
87-90	Heart Disease	47	44	91	.	.	2	7	20	62	.	5	24	62	13
91b	Arterio-sclerosis	3	2	5	1	4	.	.	.	5	.
99	Bronchitis	19	12	31	1	.	1	2	11	16	.	3	1	27	10
100-1	Pneumonia (all forms)	22	18	40	3	6	3	8	7	13	.	1	.	39	6
97-8 102-7	Other Diseases of Res- piratory System	20	28	48	2	4	.	5	4	33	.	.	.	48	32
111	Ulcer of Stomach or Duodenum	3	1	4	.	.	.	1	2	1	.	2	.	2	.
113	Diarrhœa and Enteritis under 2 years	2	3	5	4	1	1	.	3	1	.
117	Appendicitis	2	2	4	.	.	1	1	1	1	2	.	2	.	.
122	Cirrhosis of the Liver ...	1	1	2	.	.	.	1	.	1	.	.	.	2	.
128-9	Acute and Chronic Nephritis	10	11	21	.	.	1	3	7	10	2	.	.	19	1
146	Puerperal Sepsis	1	1	1	1	.
143b-5 147-50	Other Accidents and Diseases of Pregnancy and Parturition	5	5	.	.	.	4	1	.	.	.	3	2	.
159-161	Congenital Debility and Malformation: Pre- mature Birth	16	14	30	30	6	24	11
165-174	Suicide	8	1	9	.	.	.	2	3	4	.	.	.	9	.
175-203	Other Deaths from Vio- lence	15	3	18	.	1	1	10	3	3	.	.	4	14	5
--	Other Defined Diseases	212	220	432	12	4	5	25	47	339	7	17	19	389	295
204- 205a	Causes Ill-defined or Unknown	18	22	40	1	1	.	4	12	22	.	.	.	40	35
	ALL CAUSES	541	525	1,066	62	26	25	157	200	596	22	35	123	886	468

XXIX.—ADMINISTRATIVE COUNTY OF CAVAN.—CAUSES OF DEATH, by Sexes, Ages, and Places of Occurrence, in the Year 1927.

International List Nos.	CAUSES OF DEATH.	Males.	Females	Total.	AGES AT DEATH.						PLACES OF OCCURRENCE.				Un-certified Deaths.
					Under 1 year.	1-5	5-15	15-45	45-65	65 years & up.	General and Special Hospitals.	Mental Hospitals.	County Homes and Hospitals, District Hospitals, and Co. Infirmary.	Elsewhere.	
1	Enteric Fever	3	3	6	.	.	1	5	.	.	.	2	3	1	.
2	Typhus
6	Small-pox
7	Measles
8	Scarlet Fever
9	Whooping-cough	1	1	2	2	2	1
10	Diphtheria
16	Dysentery
11	Influenza	30	32	62	1	5	.	10	19	27	2	1	3	56	21
23	Encephalitis Lethargica
24	Meningococcal Meningitis
31	Tuberculosis of Respiratory System	29	25	54	.	2	1	39	12	.	5	2	11	36	6
32-7	Other Tuberculosis	11	6	17	.	.	3	10	4	.	2	.	4	11	3
43-9	Cancer, Malignant Disease	58	47	105	.	.	.	7	49	49	9	.	20	76	7
51	Rheumatic Fever	2	2	4	.	.	1	1	1	1	.	.	.	4	1
57	Diabetes	3	6	9	.	.	.	3	3	3	.	.	3	6	1
74	Cerebral Hæmorrhage	18	27	45	.	.	.	2	13	30	.	1	3	41	17
87-90	Heart Disease	55	62	117	.	.	3	7	40	67	1	2	24	90	15
91b	Arterio-sclerosis	4	1	5	3	2	.	.	.	5	.
99	Bronchitis	28	33	61	5	1	1	1	15	38	.	1	7	53	22
100-1	Pneumonia (all forms)	28	31	59	10	5	2	9	15	18	.	.	7	52	6
97-8 102-7	Other Diseases of Respiratory System	8	3	11	.	.	.	5	3	3	1	.	.	10	1
111	Ulcer of Stomach or Duodenum	9	2	11	.	.	.	5	4	2	3	.	3	5	1
113	Diarrhœa and Enteritis under 2 years	1	.	1	1	1	.
117	Appendicitis	2	2	4	.	1	2	.	1	.	2	.	1	1	1
122	Cirrhosis of the Liver	2	.	2	.	.	.	1	1	2	.
128-9	Acute and Chronic Nephritis	27	28	55	.	1	2	7	15	30	.	.	9	46	5
146	Puerperal Sepsis	2	2	.	.	.	2	1	1	.
143b-5 147-50	Other Accidents and Diseases of Pregnancy and Parturition	11	11	.	.	.	11	.	.	1	.	2	8	1
159-161	Congenital Debility and Malformation: Premature Birth	24	13	37	37	4	33	13
165-174	Suicide	1	.	1	1	.	.	.	1	.
175-203	Other Deaths from Violence	6	2	8	.	2	1	3	.	2	1	.	2	5	1
—	Other Defined Diseases	210	202	412	10	8	6	21	33	334	9	8	38	357	258
204- 205a	Causes Ill-defined or Unknown	15	20	35	1	.	1	4	17	12	.	.	.	35	32
	ALL CAUSES	575	561	1,136	67	25	24	153	248	619	36	17	145	938	413

XXX.—ADMINISTRATIVE COUNTY OF DONEGAL.—CAUSES OF DEATH, by Sexes, Ages, and Places of Occurrence, in the Year 1927.

Inter-national List Nos.	CAUSES OF DEATH.	Males.	Females	Total.	AGES AT DEATH.						PLACES OF OCCURRENCE.				Un-certified Deaths.
					Under 1 year.	1-5	5-15	15-45	45-65	65 years & up.	General and Special Hospitals.	Mental Hospitals.	County Homes and Hospitals, District Hospitals, and Co. Infirmary.	Else-where.	
1	Enteric Fever	1	3	4	.	.	.	4	.	.	.	2	2	.	.
2	Typhus	1	2	3	.	.	.	3	3	.
6	Small-pox
7	Measles	5	4	9	1	3	1	3	1	9	4
8	Scarlet Fever	1	.	1	.	1	1	1
9	Whooping-cough	5	9	14	6	7	1	14	6
10	Diphtheria	3	.	3	.	.	3	3	.
16	Dysentery
11	Influenza	56	82	138	5	8	2	16	34	73	.	1	5	132	70
23	Encephalitis Lethargica	1	.	1	.	.	.	1	1	.
24	Meningococcal Meningitis
31	Tuberculosis of Respiratory System	62	80	142	2	.	8	106	23	3	4	6	18	114	29
32-37	Other Tuberculosis	21	22	43	1	7	15	15	4	1	2	1	8	32	7
43-49	Cancer, Malignant Disease	79	73	152	.	.	.	4	68	80	4	2	17	129	13
51	Rheumatic Fever	7	3	10	.	.	4	5	1	10	1
57	Diabetes	6	3	9	.	.	1	3	4	1	1	.	2	6	2
74	Cerebral Hæmorrhage	32	35	67	.	.	.	3	19	45	.	2	2	63	15
87-90	Heart Disease	106	120	226	.	.	4	22	74	126	.	5	13	208	78
91b	Arterio-sclerosis	17	18	35	5	30	.	.	8	27	.
99	Bronchitis	44	63	107	10	6	1	3	14	73	.	.	18	89	40
100-1	Pneumonia (all forms)	72	45	117	16	11	6	18	26	40	.	.	10	107	22
97-8 102-7	Other Diseases of Respiratory System	17	14	31	1	3	3	1	13	10	.	.	1	30	5
111	Ulcer of Stomach or Duodenum	4	3	7	.	.	.	5	.	2	.	.	1	6	1
113	Diarrhœa and Enteritis under 2 years	5	4	9	7	2	9	2
117	Appendicitis	8	2	10	.	.	3	2	3	2	1	.	6	3	.
122	Cirrhosis of the Liver	1	2	3	2	1	.	.	.	3	.
128-9	Acute and Chronic Nephritis	28	23	51	.	.	1	10	22	18	.	.	9	42	5
146	Puerperal Sepsis	8	8	.	.	.	8	.	.	.	1	2	5	.
143b-5 147-50	Other Accidents and Diseases of Pregnancy and Parturition	8	8	.	.	.	8	.	.	1	.	3	4	.
159-161	Congenital Debility and Malformation: Premature Birth	52	26	78	78	2	76	54
165-174	Suicide	2	.	2	1	1	.	.	.	2	.
175-203	Other Deaths from Violence	29	10	39	3	3	4	17	6	6	.	.	4	35	.
—	Other Defined Diseases	341	366	707	23	17	17	45	69	536	1	28	48	630	442
204- 205a	Causes Ill-defined or Unknown	42	34	76	10	9	1	3	20	33	.	.	.	76	63
	ALL CAUSES	1,048	1,062	2,110	163	77	75	305	409	1,081	14	48	179	1,869	860

XXXI.—ADMINISTRATIVE COUNTY OF MONAGHAN.—CAUSES OF DEATH, by Sexes, Ages, and Places of Occurrence, in the year 1927.

International List Nos.	CAUSES OF DEATH.	Males.	Females	Total.	AGES AT DEATH.					PLACES OF OCCURRENCE.				Un-certified Deaths.
					Under 1 year.	1-5	5-15	15-45	45-65	65 years & up.	General and Special Hospitals.	Mental Hospitals.	County Homes and Hospitals, District Hospitals, and Co. Infirmary	
1	Enteric Fever	1	1	2	.	.	.	2	.	.	.	1	1	.
2	Typhus
6	Small-pox
7	Measles	1	1	.	1	1	1
8	Scarlet Fever
9	Whooping-cough	5	7	12	6	5	1	12	7
10	Diphtheria	1	.	1	.	.	1	1	.	.
16	Dysentery	1	.	1	1	.	1	.	.	.
11	Influenza	44	43	87	2	5	2	9	31	38	.	1	6	80
23	Encephalitis Lethargica	.	1	1	.	.	.	1	.	.	.	1	.	.
24	Meningococcal Meningitis
31	Tuberculosis of Respiratory System	24	22	46	.	.	2	32	10	2	3	4	3	36
32-37	Other Tuberculosis	5	12	17	2	1	2	8	3	1	1	.	4	12
43-49	Cancer, Malignant Disease	26	32	58	.	.	.	5	26	27	2	1	11	44
51	Rheumatic Fever
57	Diabetes	2	4	6	.	.	.	1	1	4	.	.	.	6
74	Cerebral Hæmorrhage	23	29	52	.	.	.	2	18	32	.	1	4	47
87-90	Heart Disease	53	58	111	.	.	1	11	28	71	1	1	8	101
91b	Arterio-sclerosis	2	.	2	2	.	.	.	2
99	Bronchitis	40	46	86	9	4	3	.	14	56	.	.	5	81
100-1	Pneumonia (all forms)	31	26	57	6	5	1	8	16	21	.	.	16	41
97-8 102-7	Other Diseases of Respiratory System	14	15	29	.	2	.	.	11	16	.	.	2	27
111	Ulcer of Stomach or Duodenum	2	3	5	.	.	.	1	3	1	.	1	.	4
113	Diarrhœa and Enteritis under 2 years	2	2	4	3	1	2	2
117	Appendicitis	2	1	3	.	.	.	2	1	.	1	.	1	1
122	Cirrhosis of the Liver
128-9	Acute and Chronic Nephritis	10	11	21	.	.	.	3	7	11	1	.	1	19
146	Puerperal Sepsis	3	3	.	.	.	3	.	.	1	.	1	1
143b-5 147-50	Other Accidents and Diseases of Pregnancy and Parturition	3	3	.	.	.	3	3
159-161	Congenital Debility and Malformation: Premature Birth	15	6	21	20	1	1	20
165-174	Suicide	2	.	2	.	.	.	1	.	1	.	.	.	2
175-203	Other Deaths from Violence	5	5	10	.	.	1	3	3	2	.	.	4	6
—	Other Defined Diseases	151	143	294	14	6	6	15	45	208	7	9	40	238
204- 205a	Causes Ill-defined or Unknown	12	12	24	.	.	.	2	11	11	.	.	.	24
	ALL CAUSES	473	486	959	62	31	20	112	229	505	17	19	112	811

CAUSES OF DEATH, &c., by ADMINISTRATIVE COUNTIES during the year 1927,
DISTINGUISHING URBAN AND RURAL DISTRICTS, arranged by Provinces.

International List Nos.	CAUSES OF DEATH, ETC.	SAORSTAT EIREANN.*		PROVINCE OF LEINSTER.†		CARLOW COUNTY.		DUBLIN COUNTY.								
		Total U.D.'s	Total R.D.'s	Total U.D.'s	Total R.D.'s	Carlow U.D.	Total R.D.'s	Black-rock U.D.	Dalkey U.D.	Dun Laoghaire U.D.	Howth U.D.	Killiney and Ballybrack U.D.	Pembroke U.D.	Rathmines & Rathgar U.D.	Total U.D.'s	Total R.D.'s
	ALL CAUSES ...	18,711	29,966	9,022	9,042	107	426	158	59	297	52	30	444	556	1,596	1,024
1	Enteric Fever ...	18	80	8	13	2
2	Typhus ...	2	9	1
6	Small-pox
7	Measles ...	85	90	70	32	3	.	3	9
8	Scarlet Fever ...	30	51	17	18	.	1	2	.	2	.
9	Whooping-cough ...	263	185	239	63	4	.	1	12	8	21	26
10	Diphtheria ...	119	99	89	35	1	1	2	1	.	.	.	2	7	12	11
16	Dysentery ...	7	6	3	.	.	.	1	1	.
11	Influenza ...	459	1,640	281	483	10	32	6	3	14	2	3	14	19	61	44
23	Encephalitis Lethargica	23	34	14	13	1	.	.	2	2	5	2
24	Meningococcal Meningitis	5	7	3	1	.	.	1	1	.	2	.
31	Tuberculosis of Respiratory System ...	1,320	2,089	857	676	12	32	12	6	24	3	.	33	40	118	102
32-37	Other Tuberculosis ...	369	523	240	161	5	6	7	1	2	4	1	16	16	47	21
43-49	Cancer, Malignant Disease	1,014	2,099	651	661	8	28	24	4	40	3	4	39	49	163	78
51	Rheumatic Fever ...	25	69	12	15	.	1	1	1	2	.
57	Diabetes ...	53	179	35	52	2	3	1	.	.	1	.	2	2	6	1
74	Cerebral Hæmorrhage ...	522	841	306	313	2	11	1	5	12	2	1	24	41	86	50
87-90	Heart Disease ...	1,682	3,349	1,095	1,200	20	59	16	12	33	8	5	70	65	209	129
91b	Arterio-sclerosis ...	92	138	70	47	1	3	1	1	3	.	.	4	14	23	11
99	Bronchitis ...	1,080	1,530	765	486	7	19	14	5	16	.	1	25	36	97	54
100-1	Pneumonia (all forms) ...	1,204	1,629	934	527	5	16	4	2	24	1	2	47	43	123	75
97-8 102-7	Other Diseases of Respiratory System ...	242	442	170	115	.	4	1	2	11	5	.	8	12	39	12
111	Ulcer of Stomach or Duodenum ...	83	188	51	63	1	3	1	.	2	.	.	3	2	8	7
113	Diarrhoea and Enteritis under 2 years ...	320	173	210	61	.	.	3	.	6	.	.	13	8	30	20
117	Appendicitis ...	61	124	42	22	.	1	1	.	.	1	1	3	1	7	4
122	Cirrhosis of the Liver ...	37	69	22	43	.	.	1	1	1	.	.	1	1	5	5
123-9	Acute and Chronic Nephritis ...	399	718	294	248	5	13	5	2	14	2	1	12	18	54	26
146	Puerperal Sepsis ...	24	53	11	7	1
143b-5 147-50	Other Accidents and Diseases of Pregnancy and Parturition ...	58	136	32	36	1	2	.	.	1	2	.	.	3	6	7
159-161	Congenital Debility and Malformation: Premature Birth ...	681	1,017	478	354	2	15	10	4	16	2	1	18	15	66	43
165-174	Suicide ...	34	62	24	18	.	3	1	.	2	.	1	2	3	9	3
175-203	Other Deaths from Violence ...	250	499	169	171	5	12	5	1	7	2	.	9	14	38	24
—	Other Defined Diseases ...	3,026	10,946	1,767	2,863	16	149	38	8	65	14	8	74	135	342	244
204- 205a	Causes Ill-defined or Unknown ...	124	892	62	245	.	12	1	1	3	.	1	4	1	11	13
	Deaths under one year of age ...	2,045	2,209	1,447	713	12	24	15	8	38	6	2	59	52	180	129
	„ 65 years and upwards	4,213	15,497	2,631	4,404	24	217	68	28	117	15	15	139	253	635	346
	Uncertified Deaths ...	578	10,338	186	2,169	5	99	.	2	3	2	2	6	4	19	37
	Number of Births ...	20,661	39,393	13,393	11,444	179	573	168	74	398	70	32	666	727	2,135	1,452
	Population (Census 1926) ...	861,611	2,110,381	546,652	602,440	7,163	27,313	9,934	4,129	18,987	4,029	2,061	33,383	39,984	112,507	76,454

* Including County Boroughs.

† Including Dublin County Borough (see page 31).

CAUSES OF DEATH, &c., by ADMINISTRATIVE COUNTIES during the year 1927,
DISTINGUISHING URBAN AND RURAL DISTRICTS, arranged by Provinces.

Inter national List Nos.	CAUSES OF DEATH, ETC.	KILDARE COUNTY.				KILKENNY COUNTY.		LAOIGHIS COUNTY.	LONGFORD COUNTY.				LOUTH COUNTY.			
		Athy U.D.	Naas U.D.	Total U.D.'s	Total R.D.'s	Kil- kenny U.D.	Total R.D.'s	Total R.D.'s	Gran- ard U.D.	Long- ford U.D.	Total U.D.'s	Total R.D.'s	Drogh- eda U.D.	Dun- dalk U.D.	Total U.D.'s	Total R.D.'s
	ALL CAUSES ...	59	60	119	690	170	937	794	31	56	87	538	187	178	365	591
1	Enteric Fever	3	4
2	Typhus
6	Small-pox
7	Measles	1	2	.	.	.	3	.	.	.	2
8	Scarlet Fever	4	1	.	.	.	1	.	.	.	2
9	Whooping-cough	1	1	1	.	3	4	.	.	.	1	8	3	11	11
10	Diphtheria	1	1	2	.	4	3	.	1	1	.	.	8	8	3
16	Dysentery
11	Influenza ...	4	.	4	21	9	57	30	7	3	10	57	2	9	11	19
23	Encephalitis Lethargica	4	1	1	2
24	Meningococcal Meningitis
31	Tuberculosis of Respiratory System ...	3	3	6	60	20	63	67	2	5	7	26	16	23	39	43
32-37	Other Tuberculosis ...	1	2	3	15	8	16	10	.	.	.	4	3	7	10	11
43-49	Cancer, Malignant Disease ...	3	5	8	49	7	42	72	1	4	5	43	24	16	40	53
51	Rheumatic Fever	1	1	1	.	2	1	.	1	2
57	Diabetes ...	2	.	2	6	1	4	3	.	1	1	2	1	1	2	4
74	Cerebral Hæmorrhage ...	1	1	2	26	6	35	28	3	2	5	8	2	5	7	24
87-90	Heart Disease ...	13	4	17	126	30	128	111	3	5	8	50	24	26	50	75
91b	Arterio-sclerosis	7	1	4	3	.	1	1	1	.	2	2	7
99	Bronchitis ...	10	3	13	50	13	50	30	.	3	3	21	7	2	9	41
100-1	Pneumonia (all forms) ...	3	8	11	47	12	39	50	.	3	3	26	9	12	21	26
97-8 102-7	Other Diseases of Respiratory System	3	3	8	.	6	4	.	1	1	5	4	2	6	13
111	Ulcer of Stomach or Duodenum	2	1	11	4	1	.	1	4	1	1	2	1
113	Diarrhœa and Enteritis under 2 years	4	2	2	4	3	5	8	8
117	Appendicitis ...	1	.	1	1	2	3	1	.	1	1	1	2	1	3	2
122	Cirrhosis of the Liver	1	1	8	1	5	3	.	1	1	1	.	.	.	3
128-9	Acute and Chronic Nephritis ...	1	3	4	19	2	20	19	4	2	6	10	4	9	13	17
146	Puerperal Sepsis	1	3	.	1	1	.	1	.	1	.
143b-5 147-50	Other Accidents and Diseases of Pregnancy and Parturition	1	1	2	2	2	6	.	.	.	2	.	4	4	3
159-161	Congenital Debility and Malformation; Premature Birth ...	4	6	10	25	10	51	28	.	3	3	17	4	7	11	16
165-174	Suicide	1	1	1	1	1
175-203	Other Deaths from Violence ...	1	.	1	17	.	18	10	1	1	2	6	6	4	10	13
—	Other Defined Diseases ...	11	16	27	180	40	331	273	9	14	23	221	62	30	92	179
204- 205a	Causes Ill-defined or Unknown ...	1	1	2	9	2	31	25	.	3	3	24	3	.	3	10
	Deaths under one year of age ...	7	12	19	53	19	80	53	2	5	7	30	32	20	52	46
	„ 65 years and upwards ...	23	20	43	309	70	475	392	15	17	32	301	69	47	116	318
	Uncertified Deaths	3	3	48	15	313	228	6	15	21	293	5	5	10	92
	Number of Births ...	83	93	176	1,010	237	1,222	919	32	88	120	624	254	284	538	635
	Population (Census 1926) ...	3,460	3,442	6,902	51,126	10,046	60,944	51,540	1,269	3,685	4,954	34,893	12,716	13,996	26,712	36,027

CAUSES OF DEATH, &c., by ADMINISTRATIVE COUNTIES during the year 1927,
DISTINGUISHING URBAN AND RURAL DISTRICTS, arranged by Provinces.

Inter-national List Nos.	CAUSES OF DEATH, ETC.	MEATH COUNTY.					OFFALY.				WESTMEATH COUNTY.		WEXFORD COUNTY.				
		An Uaimh U.D.	Oean-nanus Mor U.D.	Trim U.D.	Total U.D.'s	Total R.D.'s	Birr U.D.	Tulla-more U.D.	Total U.D.'s	Total R.D.'s	Athlone U.D.	Total R.D.'s	Ennis-corthy U.D.	New Ross U.D.	Wex-ford U.D.	Total U.D.'s	Total R.D.'s
	ALL CAUSES ...	65	37	29	131	896	48	79	127	549	78	654	90	104	200	394	1,309
1	Enteric Fever	1	1	.	.	1	1	2	
2	Typhus	
6	Small-pox	
7	Measles	5	5	7	1	4	2	
8	Scarlet Fever	1	.	.	1	2	2	7	
9	Whooping-cough	3	1	.	3	.	3	5	
10	Diphtheria ...	1	1	.	2	.	.	1	1	1	2	.	1	.	1	9	
16	Dysentery	
11	Influenza ...	6	1	2	9	32	.	2	2	15	2	30	8	4	17	29	83
23	Encephalitis Lethargica	1	.	1	1	1	2	
24	Meningococcal Meningitis	
31	Tuberculosis of Respiratory System ...	7	.	2	9	57	7	7	14	48	8	40	11	17	13	41	96
32-37	Other Tuberculosis ...	2	1	.	3	22	1	3	4	5	1	16	1	3	8	12	28
43-49	Cancer, Malignant Disease	8	3	6	17	92	4	6	10	40	4	41	4	7	10	21	68
51	Rheumatic Fever	3	.	1	1	1	4
57	Diabetes	10	.	.	.	1	.	5	8
74	Cerebral Hæmorrhage	1	1	30	3	8	11	13	2	28	4	4	6	14	34
87-90	Heart Disease ...	11	4	7	22	147	6	3	9	53	11	82	11	10	28	49	164
91b	Arterio-sclerosis	4	1	.	1	1	3	.	.	1	1	1	
99	Bronchitis ...	2	3	.	5	34	1	5	6	42	8	28	8	15	32	55	88
100-1	Pneumonia (all forms) ...	1	5	3	9	51	5	12	17	25	2	33	5	5	12	22	78
97-8 102-7	Other Diseases of Respiratory System ...	1	3	.	4	12	.	1	1	6	1	6	2	2	3	7	27
111	Ulcer of Stomach or Duodenum	7	1	1	2	5	.	5	1	.	.	1	9
113	Diarrhoea and Enteritis under 2 years ...	1	.	.	1	2	.	.	.	3	.	8	1	2	.	3	7
117	Appendicitis	1	1	4	1	2	.	.	1	1	2
122	Cirrhosis of the Liver ...	1	.	.	1	3	.	4	1	.	1	2	8
123-9	Acute and Chronic Nephritis ...	4	2	3	9	26	2	.	2	11	1	18	6	.	9	15	51
146	Puerperal Sepsis	1	1
143b-5 147-50	Other Accidents and Diseases of Pregnancy and Parturition ...	1	.	.	1	2	4	.	.	2	2	5
159-161	Congenital Debility and Malformation: Premature Birth ...	1	.	2	3	47	4	.	4	28	1	21	4	2	11	17	46
165-174	Suicide	4	.	1	1
175-203	Other Deaths from Violence	1	.	1	17	.	2	2	5	4	15	1	.	1	2	25
—	Other Defined Diseases ...	16	13	2	31	268	13	20	33	211	25	221	22	29	39	90	417
204-205a	Causes Ill-defined or Unknown ...	2	.	.	2	23	.	1	1	20	3	33	.	.	3	3	33
	Deaths under one year of age ...	10	2	2	14	78	5	9	14	38	9	43	9	16	22	47	98
	„ 5 years and upwards ...	16	15	9	40	445	17	28	45	285	32	336	19	34	84	187	662
	Uncertified Deaths ...	3	.	1	4	150	5	7	12	175	11	217	3	2	25	30	419
	Number of Births ...	51	91	36	178	1,061	71	123	194	826	164	958	130	114	277	521	1,358
	Population (Census 1926) ...	3,652	2,196	1,325	7,173	55,796	3,402	4,930	8,332	44,260	7,540	49,278	5,543	5,011	11,879	22,433	73,415

CAUSES OF DEATH, &c., by ADMINISTRATIVE COUNTIES during the year 1927,
DISTINGUISHING URBAN AND RURAL DISTRICTS, arranged by Provinces.

International List Nos.	CAUSES OF DEATH, ETC.	WICKLOW COUNTY.					PROVINCE OF MUNSTER.*		CLARE COUNTY.				CORK COUNTY.			
		Arklow U.D.	Bray U.D.	Wicklow U.D.	Total U.D.'s	Total R.D.'s	Total U.D.'s	Total R.D.'s	Ennis U.D.	Kilrush U.D.	Total U.D.'s	Total R.D.'s	Clonakilty U.D.	Cobh U.D.	Fermoy U.D.	Kinsale U.D.
	ALL CAUSES ...	65	150	50	265	634	3,801	10,211	117	67	184	1,170	55	99	71	48
1	Enteric Fever	1	7	37	1	.	1	3
2	Typhus	4	.	.	.	1
6	Small-pox
7	Measles	2	11	35	.	1	1	4
8	Scarlet Fever	1	.	1	.	13	27	.	.	.	5	.	.	1	.
9	Whooping-cough	1	.	1	8	10	48
10	Diphtheria	1	.	1	.	28	42	.	.	.	12
16	Dysentery	4	4	1	.	1	.	.	1	.	.
11	Influenza ...	4	4	3	11	63	143	542	2	4	6	30	6	4	2	3
23	Encephalitis Lethargica	1	.	.	1	1	7	8	2
24	Meningococcal Meningitis	1	2	3
31	Tuberculosis of Respiratory System ...	6	13	7	26	42	379	734	16	4	20	84	5	9	9	5
32-37	Other Tuberculosis ...	2	2	1	5	7	104	182	2	1	3	23	5	.	2	3
43-49	Cancer, Malignant Disease	8	9	4	21	55	292	720	8	5	13	81	3	8	6	6
51	Rheumatic Fever	1	13	16	.	.	.	1
57	Diabetes ...	1	.	.	1	5	14	67	2	.	2	6	.	2	.	.
74	Cerebral Hæmorrhage ...	6	11	1	18	26	168	261	3	4	7	18	4	3	3	1
87-90	Heart Disease ...	7	25	7	39	76	497	1,178	12	8	20	110	4	18	14	13
91b	Arterio-sclerosis ...	1	.	.	1	2	16	37	.	.	.	1	.	2	.	.
99	Bronchitis ...	4	6	1	11	29	273	505	7	.	7	63	3	4	4	2
100-1	Pneumonia (all forms) ...	1	24	9	34	61	206	564	8	6	14	62	1	10	1	1
97-8 102-7	Other Diseases of Respiratory System	9	2	11	12	51	136	1	2	3	16	1	3	.	.
111	Ulcer of Stomach or Duodenum ...	1	.	.	1	5	27	69	.	1	1	6	1	2	1	.
113	Diarrhoea and Enteritis under 2 years	1	.	1	3	95	82	2	.	2	3	2	1	1	.
117	Appendicitis	1	.	1	1	16	53	.	.	.	9
122	Cirrhosis of the Liver	1	.	1	3	10	12	1
128-9	Acute and Chronic Nephritis ...	2	2	1	5	18	88	221	1	1	2	29	.	4	2	.
146	Puerperal Sepsis	11	19	1	1	2	2
143b-5 147-50	Other Accidents and Diseases of Pregnancy and Parturition	1	1	1	19	48	.	.	.	9	.	.	1	1
159-161	Congenital Debility and Malformation: Premature Birth ...	2	4	.	6	17	161	374	3	9	12	41	.	5	1	.
165-174	Suicide	1	.	1	4	8	24	.	.	.	1
175-203	Other Deaths from Violence ...	1	2	3	6	9	62	178	3	.	3	21	1	.	2	1
—	Other Defined Diseases ...	17	32	10	59	169	1,026	3,728	41	18	59	488	18	21	20	9
204- 205a	Causes ill-defined or Unknown ...	1	.	.	1	12	40	253	3	2	5	41	1	2	1	.
	Deaths under one year of age ...	2	11	1	14	41	485	842	12	13	25	81	4	9	6	2
	„ 65 years and upwards ...	37	60	14	111	318	1,274	5,120	45	24	69	624	21	35	28	23
	Uncertified Deaths ...	8	.	1	9	98	265	3,154	8	12	20	408	4	4	4	1
	Number of Births ...	108	177	64	349	806	5,833	13,554	141	97	238	1,602	46	129	85	44
	Population (Census 1926) ...	4,535	8,637	3,025	16,197	41,394	249,022	720,880	5,518	3,345	8,863	86,201	2,770	7,077	4,510	2,747

* Including the County Boroughs of Cork, Limerick, and Waterford (see pp. 44, 47 and 51).

CAUSES OF DEATH, &c., by ADMINISTRATIVE COUNTIES during the year 1927,
DISTINGUISHING URBAN AND RURAL DISTRICTS, arranged by Provinces.

Inter- national List Nos.	CAUSES OF DEATH, ETC.	CORK COUNTY—continued.								KERRY COUNTY.					LIMERICK COUNTY.
		Macroon U.D.	Mallow U.D.	Middle- ton U.D.	Pas- sage West U.D.	Skib- bereen U.D.	Youghal U.D.	Total U.D.'s	Total R.D.'s	Killar- ney U.D.	Listowel U.D.	Tralee U.D.	Total U.D.'s	Total R.D.'s	Total R.D.'s
	ALL CAUSES ...	25	77	41	28	28	81	552	3,509	58	47	141	246	1,797	1,439
1	Enteric Fever	1	.	1	9	.	.	1	1	10	6
2	Typhus	1	2	.
6	Small-pox
7	Measles	2	1	.	1	4	20	.	2	.	2	3	3
8	Scarlet Fever	2	3	9	7	1
9	Whooping-cough ...	1	1	23	.	1	3	4	8	11
10	Diphtheria	2	1	.	1	4	10	8	9
16	Dysentery	1	3
11	Influenza ...	2	2	6	1	1	5	32	191	2	2	13	17	130	80
23	Encephalitis Lethargica	2	7
24	Meningococcal Meningitis	.	.	1	.	.	.	1	1	1	1
31	Tuberculosis of Respira- tory System ...	3	7	2	3	1	7	51	268	6	3	15	24	136	97
32-37	Other Tuberculosis	1	.	.	.	6	17	62	3	1	2	6	29	29
43-49	Cancer, Malignant Disease	6	6	5	4	1	1	46	282	11	4	10	25	95	102
51	Rheumatic Fever	1	1	3	6	2
57	Diabetes	1	.	.	.	3	31	.	2	1	3	5	12
74	Cerebral Hæmorrhage ...	2	3	3	1	1	3	24	93	1	3	3	7	46	35
87-90	Heart Disease ...	2	16	4	7	5	22	105	438	11	5	15	31	195	139
91b	Arterio-sclerosis	1	3	15	2	6
99	Bronchitis	3	1	.	4	3	24	151	2	3	12	17	81	87
100-1	Pneumonia (all forms) ...	1	1	4	3	1	6	29	193	1	5	6	12	106	92
97-8 102-7	Other Diseases of Respira- tory System	2	6	44	.	.	1	1	35	12
111	Ulcer of Stomach or Duodenum	3	.	1	.	1	9	29	1	.	.	1	14	7
113	Diarrhœa and Enteritis under 2 years	4	.	1	.	1	10	26	1	.	5	6	25	12
117	Appendicitis	1	1	19	.	.	1	1	11	7
122	Cirrhosis of the Liver	2	3	3	3	1
128-9	Acute and Chronic Nephritis ...	2	5	.	.	.	2	15	75	1	1	4	6	29	30
146	Puerperal Sepsis	3	2	7
143b-5 147-50	Other Accidents and Diseases of Pregnancy and Parturition ...	1	3	20	.	1	1	2	9	4
159-161	Congenital Debility and Malformation: Pre- mature Birth	5	2	.	1	1	15	102	.	6	4	10	66	76
165-174	Suicide	1	1	11	.	.	2	2	2	4
175-203	Other Deaths from Violence	2	1	.	1	.	8	69	1	.	1	2	22	34
—	Other Defined Diseases ...	5	14	7	5	11	16	126	1,235	17	8	38	63	658	497
204- 205a	Causes Ill-defined or Unknown	4	66	.	.	3	3	51	33
	Deaths under one year of age	12	4	2	1	4	44	259	2	10	16	28	150	149
	„ 65 years and upwards ...	12	24	13	11	14	29	210	1,719	34	13	42	89	861	709
	Uncertified Deaths ...	2	13	3	2	6	1	40	932	6	6	15	27	752	402
	Number of Births ...	40	104	55	47	45	109	704	4,225	86	82	270	438	2,673	2,126
	Population (Census 1926) ...	2,413	4,562	2,732	3,019	2,627	5,339	37,796	249,461	5,328	2,917	10,533	18,778	130,393	100,895

CAUSES OF DEATH, &c., by ADMINISTRATIVE COUNTIES during the year 1927,
DISTINGUISHING URBAN AND RURAL DISTRICTS, arranged by Provinces.

International List Nos.	CAUSES OF DEATH, ETC.	TIPPERARY NORTH RIDING.					TIPPERARY SOUTH RIDING.						WATERFORD COUNTY.		PROVINCE OF CONNAUGHT.	
		Nenagh U.D.	Templemore U.D.	Thurles U.D.	Total U.D.'s	Total R.D.'s	Carrick-on-Suir U.D.	Cashel U.D.	Clonmel U.D.	Tipperary U.D.	Total U.D.'s	Total R.D.'s	Dun-garvan U.D.	Total R.D.'s	Total U.D.'s	Total R.D.'s
	ALL CAUSES ...	73	24	60	157	704	79	56	130	93	358	895	94	697	605	6,791
1	Enteric Fever	1	6	.	2	2	19
2	Typhus	3
6	Small-pox
7	Measles	2	.	2	1	.	4	4	13	
8	Scarlet Fever	1	2	3	2	.	5	
9	Whooping-cough ...	2	.	.	2	5	.	.	2	1	3	1	.	10	50	
10	Diphtheria	1	.	.	.	1	1	.	1	2	18	
16	Dysentery	1	.	1	
11	Influenza ...	11	1	4	16	47	7	.	2	9	42	1	22	21	342	
23	Encephalitis Lethargica	2	.	.	2	1	2	11	
24	Meningococcal Meningitis	3	
31	Tuberculosis of Respiratory System ...	8	1	4	13	43	12	6	11	5	34	58	8	48	63	458
32-37	Other Tuberculosis	1	1	2	12	1	5	5	4	15	18	1	9	16	112
43-49	Cancer, Malignant Disease	6	2	4	12	42	7	5	12	13	37	67	11	51	48	426
51	Rheumatic Fever	1	3	1	.	24	
57	Diabetes	6	.	1	.	.	1	6	.	1	2	38
74	Cerebral Haemorrhage ...	1	1	1	3	9	2	3	9	9	23	31	10	29	29	122
87-90	Heart Disease ...	7	2	5	14	82	11	11	23	9	54	111	5	103	57	550
91b	Arterio-sclerosis	1	.	1	1	5	.	7	1	17
99	Bronchitis ...	2	2	8	12	40	7	3	2	8	20	55	2	28	27	300
100-1	Pneumonia (all forms) ...	1	.	2	3	30	4	.	10	4	18	48	7	33	51	318
97-8 102-7	Other Diseases of Respiratory System	1	1	11	.	.	1	1	2	9	.	9	18	123
111	Ulcer of Stomach or Duodenum ...	1	.	.	1	3	.	.	2	.	2	4	.	6	3	35
113	Diarrhoea and Enteritis under 2 years ...	4	1	1	6	1	3	.	.	5	8	8	6	7	12	19
117	Appendicitis	1	1	3	4	.	.	1	34
122	Cirrhosis of the Liver	1	.	1	1	.	.	1	.	1	3	.	1	3	11
128-9	Acute and Chronic Nephritis ...	1	1	1	3	18	1	1	5	1	8	23	5	17	9	130
146	Puerperal Sepsis	4	1	1	.	16
143b-5 147-50	Other Accidents and Diseases of Pregnancy and Parturition	1	.	1	3	1	.	1	.	2	1	.	2	5	32
159-161	Congenital Debility and Malformation: Premature Birth ...	5	.	4	9	29	3	5	4	8	20	34	3	26	28	167
165-174	Suicide	2	2	.	2	2	15
175-203	Other Deaths from Violence ...	1	.	2	3	7	1	.	1	2	4	17	.	8	15	97
—	Other Defined Diseases ...	21	9	21	51	284	19	15	36	19	89	309	29	257	158	3,017
204- 205a	Causes Ill-defined or Unknown	20	.	1	3	1	5	23	.	19	16	265
	Deaths under one year of age ...	11	4	10	25	55	9	7	12	16	44	83	8	65	78	297
	„ 65 years and upwards ...	27	12	29	68	391	27	17	36	23	103	460	38	356	204	3,872
	Uncertified Deaths ...	5	5	12	22	221	4	6	4	3	17	254	5	184	92	3,477
	Number of Births ...	129	48	105	282	939	128	47	212	134	521	1,131	130	858	984	9,344
	Population (Census 1926) ...	4,524	2,233	4,815	11,572	48,073	4,657	2,953	9,056	5,555	22,221	59,149	5,207	46,708	43,536	509,371

CAUSES OF DEATH, &c., by ADMINISTRATIVE COUNTIES during the year 1927,
DISTINGUISHING URBAN AND RURAL DISTRICTS, arranged by Provinces.

International List Nos.	CAUSES OF DEATH, ETC.	GALWAY COUNTY.				LEITRIM COUNTY.	MAYO COUNTY.					ROS-COMMON COUNTY.	SLIGO COUNTY.		PROVINCE OF ULSTER (pt. of)	
		Ballinasloe U.D.	Galway U.D.	Total U.D.'s	Total R.D.'s	Total R.D.'s	Ballina U.D.	Castlebar U.D.	Westport U.D.	Total U.D.'s	Total R.D.'s	Total R.D.'s	Sligo U.D.	Total R.D.'s	Total U.D.'s	Total R.D.'s
	ALL CAUSES ...	51	244	295	1,879	795	73	39	32	144	2,072	1,145	166	900	288	3,922
1	Enteric Fever	1	1	7	1	.	.	1	1	5	6	.	.	1	11
2	Typhus	2	1	.	.	.	1	2
6	Small-pox
7	Measles	4	4	7	2	3	.	1	.	10
8	Scarlet Fever	1	2	2	1
9	Whooping-cough ...	2	8	10	16	2	26	2	.	4	4	24
10	Diphtheria	2	2	7	4	4	1	.	2	.	4
16	Dysentery	1	1
11	Influenza ...	1	7	8	73	42	4	3	.	7	113	64	6	50	14	273
23	Encephalitis Lethargica	2	2	8	3	2
24	Meningococcal Meningitis	2	1
81	Tuberculosis of Respiratory System ...	2	22	24	159	51	14	1	2	17	134	58	22	56	21	221
32-37	Other Tuberculosis ...	2	4	6	26	19	1	1	.	2	44	11	8	12	9	68
48-49	Cancer, Malignant Diseases ...	3	16	19	117	53	3	3	7	13	134	60	16	62	23	292
51	Rheumatic Fever	3	4	6	4	.	7	.	14
57	Diabetes	1	1	12	6	9	4	1	7	2	22
74	Cerebral Hæmorrhage ...	3	12	15	40	24	3	3	1	7	26	13	7	19	19	145
87-90	Heart Disease ...	3	27	30	171	59	8	4	1	13	131	112	14	77	33	421
91b	Arterio-sclerosis	2	7	4	1	4	5	37
99	Bronchitis ...	1	13	14	87	36	4	2	.	6	78	75	7	24	15	239
100-1	Pneumonia (all forms) ...	4	21	25	99	32	9	2	1	12	118	43	14	26	13	220
97-8 102-7	Other Diseases of Respiratory System ...	2	8	10	28	10	3	.	.	3	34	8	5	43	3	68
111	Ulcer of Stomach or Duodenum	5	7	1	.	.	1	10	11	2	2	2	21
113	Diarrhœa and Enteritis under 2 years	9	9	3	2	6	6	3	2	3	11
117	Appendicitis	12	4	1	.	.	1	11	3	.	4	2	15
122	Cirrhosis of the Liver	2	2	4	1	.	1	.	1	2	2	.	2	2	3
128-9	Acute and Chronic Nephritis ...	1	2	3	30	19	1	.	1	2	28	36	4	17	8	119
146	Puerperal Sepsis	3	4	3	5	.	1	2	11
143b-5 147-50	Other Accidents and Diseases of Pregnancy and Parturition	3	3	10	3	12	4	2	3	2	20
159-161	Congenital Debility and Malformation: Premature Birth ...	2	8	10	43	27	2	4	2	8	52	25	10	20	14	122
165-174	Suicide ...	1	.	1	3	1	2	1	1	8	.	5
175-203	Other Deaths from Violence ...	2	7	9	29	7	1	1	.	2	32	15	4	14	4	53
—	Other Defined Diseases ...	21	59	80	818	329	18	14	15	47	971	498	31	401	75	1,338
204- 205a	Causes Ill-defined or Unknown ...	1	6	7	53	42	.	.	1	1	67	71	8	32	6	129
	Deaths under one year of age ...	6	41	47	115	43	3	4	3	10	122	76	21	41	35	257
	„ 65 years and upwards ...	17	72	89	1,032	461	28	17	15	60	1,181	657	55	541	104	2,101
	Uncertified Deaths ...	10	40	50	944	385	16	9	4	29	1,117	576	13	455	35	1,538
	Number of Births ...	99	331	430	3,024	1,006	136	72	68	276	2,774	1,516	278	1,024	451	5,051
	Population (Census 1926) ...	5,245	14,227	19,472	149,894	55,907	4,873	4,266	3,488	12,627	160,063	83,556	11,437	59,951	22,401	277,690

CAUSES OF DEATH, &c., by ADMINISTRATIVE COUNTIES during the year 1927,
DISTINGUISHING URBAN AND RURAL DISTRICTS, arranged by Provinces.

International List Nos.	CAUSES OF DEATH, ETC.	CAVAN COUNTY.					DONEGAL COUNTY.					MONAGHAN COUNTY.					
		Bel-turbet U.D.	Cavan U.D.	Coote-hill U.D.	Total U.D.'s	Total R.D.'s	Bun-crana U.D.	Bun-doran U.D.	Letter-kenny U.D.	Total U.D.'s	Total R.D.'s	Carrick-macross U.D.	Castle-blainey U.D.	Clones U.D.	Monaghan U.D.	Total U.D.'s	Total R.D.'s
	ALL CAUSES	24	35	24	83	1,053	18	22	46	86	2,024	25	22	21	46	114	845
1	Enteric Fever	6	.	.	1	3	2
2	Typhus	1	1	2
6	Small-pox
7	Measles	9	1
8	Scarlet Fever	1
9	Whooping-cough	2	1	.	1	13	.	.	.	3	3	3	9
10	Diphtheria	3	1
16	Dysentery	1
11	Influenza	.	1	2	3	59	.	.	5	5	133	.	2	2	2	6	81
23	Encephalitis Lethargica	1	1
24	Meningococcal Meningitis
31	Tuberculosis of Respiratory System	3	2	1	6	48	3	.	3	6	136	3	.	1	5	9	37
32-37	Other Tuberculosis	.	3	.	3	14	1	.	1	2	41	1	.	.	3	4	13
43-49	Cancer, Malignant Disease	2	5	3	10	95	3	1	3	7	145	3	.	.	3	6	52
51	Rheumatic Fever	4	.	.	.	10
57	Diabetes	.	.	1	1	8	.	.	1	1	8	6
74	Cerebral Hemorrhage	3	1	1	5	40	1	1	1	3	64	4	2	3	2	11	41
87-90	Heart Disease	2	3	2	7	110	2	3	4	9	217	2	2	4	9	17	94
91b	Arterio-sclerosis	5	.	.	5	5	30	2
99	Bronchitis	2	3	1	6	55	1	.	.	1	106	3	.	2	3	8	78
100-1	Pneumonia (all forms)	.	.	1	1	58	2	.	2	4	113	1	3	4	.	8	49
97-8 102-7	Other Diseases of Respiratory System	.	.	1	1	10	.	1	.	1	30	.	.	1	.	1	28
111	Ulcer of Stomach or Duodenum	1	.	.	1	10	7	.	.	1	.	1	4
113	Diarrhoea and Enteritis under 2 years	.	.	1	1	9	.	2	.	.	.	2	2
117	Appendicitis	4	1	1	.	2	8	3
122	Cirrhosis of the Liver	.	.	1	1	1	.	1	.	1	2
128-9	Acute and Chronic Nephritis	2	2	1	5	50	.	1	1	2	49	.	1	.	.	1	20
146	Puerperal Sepsis	2	.	.	1	1	7	1	.	.	.	1	2
143b-5 147-50	Other Accidents and Diseases of Pregnancy and Parturition	.	.	1	1	10	.	.	1	1	7	3
159-161	Congenital Debility and Malformation: Premature Birth	.	4	1	5	32	1	2	2	5	73	.	2	.	2	4	17
165-174	Suicide	1	2	2
175-203	Other Deaths from Violence	8	.	.	1	1	38	1	.	1	1	3	7
—	Other Defined Diseases	8	11	5	24	388	2	9	13	24	683	6	7	2	12	27	267
204- 205a	Causes Ill-defined or Unknown	1	.	1	2	33	.	2	.	2	74	.	1	.	1	2	22
	Deaths under one year of age	1	6	3	10	57	2	4	4	10	153	.	5	3	7	15	47
	„ 65 years and upwards	10	10	7	27	592	4	12	14	30	1,051	12	10	8	17	47	458
	Uncertified Deaths	2	3	2	7	406	1	7	7	15	845	4	3	1	5	13	287
	Number of Births	36	60	41	137	1,362	48	28	47	123	2,665	43	35	43	70	191	1,024
	Population (Census 1926)	1,307	3,060	1,532	5,899	76,553	2,309	1,339	2,308	5,956	146,552	1,995	1,550	2,365	4,636	10,546	54,585

I.—Statement showing, by Sexes, the Population at each of the nine Censuses, 1841 to 1926, with the percentage of the Population of Ireland in each Census year.

	1841.	1851.	1861.	1871.	1881.	1891.	1901.	1911.	1926.
Persons	6,547,652	5,131,761	4,402,111	4,053,187	3,870,020	3,468,694	3,221,823	3,139,688	2,971,992
Males	3,241,338	2,514,681	2,169,042	1,992,468	1,912,438	1,728,601	1,610,085	1,589,509	1,506,889
Females	3,306,314	2,617,080	2,233,069	2,060,719	1,957,582	1,740,093	1,611,738	1,550,179	1,465,103
Percentage of the Population of Ireland.									
Persons	79·9	78·1	75·9	74·9	74·8	73·7	72·3	71·5	70·3
Males	80·2	78·3	76·5	75·5	75·5	74·5	73·2	72·5	71·2
Females	79·6	77·8	75·4	74·3	74·1	72·9	71·4	70·5	69·3

II.—Statement showing, by certain Age-periods, the Population according to the Census of 1911.

Ages	Persons	Males	Females	Ages	Persons	Males	Females	Ages	Persons	Males	Females
Under 5 years ...	307,165	155,887	151,278	30 and under 35 ...	217,919	111,381	106,538	60 and under 65 ...	98,264	47,334	50,930
5 and under 10 ...	310,163	157,597	152,566	35 " " 40 ...	204,739	106,205	98,534	65 " " 70 ...	108,639	52,799	55,840
10 " " 15 ...	303,149	154,182	148,967	40 " " 45 ...	175,660	92,166	83,494	70 " " 75 ...	126,899	56,347	70,552
15 " " 20 ...	303,443	155,523	147,920	45 " " 50 ...	141,976	73,690	68,286	75 " " 85 ...	82,580	40,172	42,408
20 " " 25 ...	269,058	141,288	127,770	50 " " 55 ...	137,213	69,189	68,024	85 " " 95 ...	10,767	5,171	5,596
25 " " 30 ...	236,357	117,352	119,005	55 " " 60 ...	104,634	52,776	51,858	95 and upwards ...	1,063	450	613
TOTAL ...									3,139,688	1,589,509	1,550,179

III.—Statement showing, by sexes, the Estimated Population in the middle of each of the years 1911–27.

Year.	Persons.	Males.	Females.	Year.	Persons.	Males.	Females.	Year.	Persons.	Males.	Females.
1911	3,132,000	1,586,000	1,546,000	1917	3,065,000	1,551,000	1,514,000	1923	3,014,000	1,526,000	1,488,000
1912	3,120,000	1,581,000	1,539,000	1918	3,066,000	1,553,000	1,513,000	1924	3,005,000	1,521,000	1,484,000
1913	3,103,000	1,572,000	1,531,000	1919	3,102,000	1,598,000	1,504,000	1925	2,985,000	1,512,000	1,473,000
1914	3,092,000	1,568,000	1,524,000	1920	3,103,000	1,598,000	1,505,000	1926	2,969,000	1,505,000	1,464,000
1915	3,068,000	1,546,000	1,522,000	1921	3,096,000	1,599,000	1,497,000	1927	2,957,000	1,499,000	1,458,000
1916	3,068,000	1,549,000	1,519,000	1922	3,022,000	1,529,000	1,493,000				

Note.—This Table has been constructed by adding the births registered in each year to the estimated population for the previous year, deducting the deaths and the number of emigrants, and adjusting the results so as to allow for the discrepancy for 1911 and 1926, and the population as shown by the Censuses of each of these years.

INDEX TO SUPERINTENDENT REGISTRARS' DISTRICTS.

[The following Index furnishes a reference to the NUMBER or NUMBERS of each Superintendent Registrar's District in the Tables of Abstracts contained in the Report, in which the numbers run consecutively from 1 to 130.]

A.						K.			O.		
Abbeyleix	14	Clonmel	83	Kanturk	54	Oldcastle	25
Ardee	19	Cork	51, 63	Kells	23	Oughterard	97
Athlone	30	Corofin	41	Kenmare	66	P.		
Athy	6	Croom	70	Kilkenny	11	Portumna	98
B.			D.						R.		
Bailleborough	116	Delvin	31	Killadysert	44	Rathdown	4
Ballina	103	Dingle	65	Killarney	67	Rathdrum	38
Ballinasloe	90	Donegal	120	Kilmacthomas	86	Rathkeale	74
Ballinrobe	104	Drogheda	20	Kilmallock	71	Roscommon	112
Ballymahon	18	Dromore West	113	Kilrush	45	Roscrea	78
Ballyshannon	119	Dublin	3, 5	Kinsale	55	S.		
Ballyvaughan	40	Dundalk	21	L.			Scarriff	46
Balrother	2	Dunfanaghy	121	Letterkenny	124	Shillelagh	39
Baltinglas	37	Dungarvan	85	Limerick	72, 75	Skibbereen	60
Bandon	47	Dunmanway	52	Lismore	87	Skull	61
Bantry	48	Dunshaughlin	22	Listowel	68	Sligo	114
Bawboy	117	E.			Longford	18	Stranorlar	126
Belmullet	105	Edenderry	28	Loughrea	95	Swineford	108
Birr	27	Ennis	42	M.			T.		
Borrisokane	76	Enniscorthy	33	Macroom	56	Thomastown	12
Boyle	110	Ennistymon	43	Mallow	57	Thurles	79
C.			F.						U.		
Caheriveen	64	Fermoy	53	Manorhamilton	101	Ullingford	13
Callan	9	G.			Middleton	58	Tipperary	84
Carlow	1	Galway	92	Milford	125	Tobercurry	115
Carrickmacross	127	Glenties	93	Millstreet	59	Tralee	69
Carrick-on-Shannon	100	Gorey	34	Mohill	102	Trim	26
Carrick-on-Suir	80	Gort	94	Monaghan	130	Tuam	99
Cashel	81	Granard	17	Mount Bellew	96	Tullamore	29
Castlebar	103	I.			Mountmellick	15	W.		
Castleblayney	128	Inishowen	123	Mullingar	32	Waterford	88, 89
Castlecomer	10	J.			N.			Westport	109
Castlereagh	111				Naas	8	Wexford	36
Castletown	49				Navan	24	Y.		
Cavan	118				Nenagh	77	Youghal	62
Celbridge	7				Newcastle	73			
Claremorris	107				New Ross	35			
Clifden	91									
Clogheen	82									
Clonakilly	50									
Clones	129									

APPENDIX.

Table showing the number of Searches made, number of Certificates issued, and the total amounts received as Fees for same at the General Register Office, Dublin, during the 64 years 1864-1927.

YEARS.	Annual Number of Searches in the Registers.	Annual Number of Certificates.	Amount received as Fees for Searches and Certificates.	YEARS.	Annual Number of Searches in the Registers.	Annual Number of Certificates.	Amount received as Fees for Searches and Certificates.
1864 ...	15	3	£ s. d.	1896 ...	4,046	3,103	596 10 6
1865 ...	41	20	1 10 6	1897 ...	3,917	2,960	572 3 0
1866 ...	55	34	7 0 0	1898 ...	4,132	3,207	613 1 2
1867 ...	46	26	5 12 0	1899 ...	4,133	3,201	616 13 6
1868 ...	69	42	9 13 0	1900 ...	4,558	3,481	672 7 6
1869 ...	80	34	8 15 0	1901 ...	4,843	3,733	718 18 0
1870 ...	93	54	11 10 0	1902 ...	4,871	3,719	716 16 6
1871 ...	112	67	14 6 6	1903 ...	4,944	3,796	731 12 6
1872 ...	120	76	15 14 0	1904 ...	5,183	3,958	769 19 7
1873 ...	100	106	21 14 0	1905 ...	5,110	3,954	759 8 5
1874 ...	166	107	22 6 6	1906 ...	5,714	4,409	849 6 0
1875 ...	244	166	33 15 0	1907 ...	5,877	4,544	875 0 2
1876 ...	270	185	36 16 0	1908 ...	5,984	4,670	894 19 7
1877 ...	312	202	42 14 0	1909 ...	6,220	4,761	920 8 0
1878 ...	391	286	55 15 0	1910 ...	6,387	4,903	944 18 4
1879 ...	522	399	78 0 0	1911 ...	6,128	4,778	914 9 11
1880 ...	753	596	114 7 0	1912 ...	6,811	5,160	998 7 2
1881 ...	743	583	111 8 6	1913 ...	6,462	4,972	957 9 0
1882 ...	852	688	129 11 0	1914 ...	7,552	6,140	1,157 10 0
1883 ...	1,036	773	149 1 6	1915 ...	7,398	5,898	1,118 7 0
1884 ...	1,254	966	185 3 0	1916 ...	7,729	6,198	1,172 1 2
1885 ...	1,412	1,116	212 8 0	1917 ...	8,151	6,475	1,225 13 6
1886 ...	1,527	1,173	225 7 4	1918 ...	10,702	8,499	1,611 11 6
1887 ...	1,693	1,307	251 7 0	1919 ...	11,513	8,998	1,712 16 0
1888 ...	1,778	1,404	266 9 0	1920 ...	11,484	8,810	1,688 2 0
1889 ...	1,986	1,561	297 4 6	1921 ...	11,419	8,499	1,646 0 6
1890 ...	2,448	2,042	383 2 9	1922 ...	18,413	7,675	1,892 9 6
1891 ...	2,815	2,297	433 1 6	1923 ...	19,377	8,808	2,076 0 0
1892 ...	3,209	2,534	489 17 0	1924 ...	23,947	14,367	3,003 0 6
1893 ...	3,559	2,733	532 2 2	1925 ...	33,945	45,435	8,940 12 0
1894 ...	3,492	2,678	512 7 0	1926 ...	48,193	77,347	13,493 5 6
1895 ...	3,482	2,618	508 8 0	1927 ...	45,802	72,665	12,391 17 6

N.B.—The above figures do not include a large number of searches made and certificates issued, free of charge, for the use of Government Departments.