

**Census of Population of Ireland 2011
Place of Work, School or College
Census of Anonymised Records (POWSCAR)
User Guide**

Revised February 2013

Contents	Page
1 CENSUS 2011	3
1.1 COVERAGE OF THE CENSUS	3
1.2 CONDUCT OF THE CENSUS.....	3
1.3 PRODUCTION OF RESULTS.....	3
1.4 PLACE OF WORK, SCHOOL OR COLLEGE CENSUS OF ANONYMISED RECORDS (POWSCAR)	4
1.5 APPLICATION TO USE 2011 POWSCAR.....	4
1.6 FURTHER INFORMATION.....	4
2 POWSCAR SCOPE	5
2.1 PLACE OF WORK, SCHOOL OR COLLEGE CODING	5
2.2 ANONYMISATION AND RECODING	6
3 POWSCAR STRUCTURE AND CONTENT	6
APPENDIX 1 - 2011 CENSUS QUESTIONNAIRE.....	16
APPENDIX 2 - CENSUS 2011 PUBLICATION SCHEDULE	29
APPENDIX 3 - APPLICATION TO USE 2011 POWSCAR.....	30

1 Census 2011

A Census of Population was taken on the night of Sunday, 10 April 2011, in accordance with the Statistics Act 1993 and the Statistics (Census of Population) Order 2010 (S.I. No. 207 of 2010)¹.

An extract from the census questionnaire is reproduced in Appendix 1.

1.1 Coverage of the Census

The census figures relate to the *de facto* population i.e. the population recorded for each area represents the total of all persons present within its boundaries on the night of Sunday, 10 April 2011, together with all persons who arrived in that area on the morning of Monday, 11 April 2011, not having been enumerated elsewhere. Persons on board ships in port are included with the population of adjacent areas. The figures, therefore, include visitors present on Census Night as well as those in residence, while usual residents temporarily absent from the area are excluded.

The date of the census was chosen to coincide with a period when passenger movements were at a minimum and, consequently, the figures closely approximate to those for the normally resident population. Members of the Defence Forces who, on Census Night, were serving abroad with the United Nations were excluded from the enumeration.

1.2 Conduct of the Census

A temporary field force consisting of 6 Census Liaison Officers, 44 Regional Supervisors, 438 Field Supervisors and some 4,854 part-time Enumerators carried out the census enumeration. During the four weeks before Census Day the enumerators entered details in respect of 2 million private residences and communal establishments in their enumerator record books. They simultaneously delivered blank census questionnaires to 1.65 million of these dwellings that were expected to be occupied on Census Night. Approximately 290,000 residences were vacant at the time of the census, while in the remaining cases the household was either enumerated elsewhere or temporarily absent from the State. The collection of completed questionnaires took place between Monday 11 April and Friday 13 May, 2011.

The Central Statistics Office (CSO) wishes to record its appreciation of the public-spirited co-operation received from households and the work carried out by the census field force.

1.3 Production of Results

Each enumerator first prepared and returned to the CSO a summary of the population of his/her enumeration area. These summaries formed the basis for the preliminary 2011 census results published in June 2011. The completed questionnaires for individual households were subsequently transported to the CSO for processing. The population summaries, dwelling listings and enumeration maps for individual enumeration areas were checked for consistency and used to determine the boundaries of census towns and suburbs/environs of towns with legal boundaries. The capture and processing of the responses to questions on the questionnaires proceeded concurrently.

¹ The Statistics (Census of Population) Order 2010 was made by An Taoiseach in pursuance of powers conferred on him by section 25 (1) of the Statistics Act 1993 (No. 21 of 1993).

1.4 Place of Work, School or College Census of Anonymised Records (POWSCAR)

Anonymised census records relating to persons at work and students who were enumerated and usually resident in Ireland are available to bona fide researchers for the purposes of research on commuting patterns etc. Where the application is granted the researcher will be signed up as an Officer of Statistics. POWSCAR is described in Sections 2 and 3.

1.5 Application to use 2011 POWSCAR

POWSCAR data is only available to bona fide researchers who are approved by CSO and signed up as Officers of Statistics for the duration of the research they propose to undertake. **All material published from POWSCAR must be approved in advance by CSO.** CSO Ireland POWSCAR must be acknowledged as source of data.

Application to use the POWSCAR must be made in writing to *Director of Census, Central Statistics Office, Swords Business Campus, Balheary Road, Swords, Co. Dublin* using the form in Appendix 3. Where the application is approved all researchers accessing the data will be required to sign a declaration making them Officers of Statistics under the Statistics Act 1993 and agreed to be bound by the confidentiality provisions of the Act. There are severe penalties under the Act for divulging confidential data. See <http://www.cso.ie/en/media/cso.ie/census/documents/statsact93.pdf>.

Any person who uses information furnished under this Act or the repealed enactments in contravention of Section 32 of this Act or wilfully discloses information relating to any identifiable person or undertaking in contravention of Section 33 of this Act shall be guilty of an offence.

A person guilty of an offence under any provision of this Act shall be liable

- a) on summary conviction to a fine not exceeding €1,250, or
- b) on conviction on indictment, to a fine not exceeding €25,000.

1.6 Further information

For further information on the data content contact:

Census Enquiries Section,
Central Statistics Office,
Swords Business Campus
Balheary Road,
Swords,
Co. Dublin

Phone: +353 1 8951460
LoCall 1890 236 787
Fax: +353 1 895 1399
E-mail: census@cso.ie
Web: www.cso.ie

For further information on Digital Boundaries or maps contact:

Ordnance Survey Ireland,
Phoenix Park, Dublin 8
Phone: +353-1-802-5376
Fax: +353-1-802-5377
E-mail: digitals@osi.ie
www.osi.ie/mapping/digital/Digi_Boundary_Data.pdf

2 POWSCAR Scope

The Place of Work, School or College Census of Anonymised Records cover persons who were enumerated and usually resident in Ireland on Census Night. Persons enumerated in both private dwellings and communal establishments were included. The file specifically excludes visitors who indicated they were usually resident elsewhere abroad in Question 7 on the census form.²

The category student covers persons aged 5 to 14 and persons aged 15 and over who indicated they were students by ticking box 4 on Question 27 on the census form which requests the person's present principal status.

27 How would you describe your present principal status?
Mark one box only.

1 Working for payment or profit
2 Looking for first regular job
3 Unemployed
4 Student or pupil
5 Looking after home/family
6 Retired from employment
7 Unable to work due to permanent sickness or disability
8 Other, write in

Place of work, school or college coding

The location of the place of work, school or college was coded for each person on the basis of the reply to Question 34.

Where the person ticked box 1 or 2 on Question 34 the place of work, school or college was automatically defaulted to W/M (W=Works mainly at or from home; M=No fixed place of work). Otherwise the employer/school name and address was matched against addresses on the An Post GeoDirectory. In the case of workers, where the coder could not find an exact match they coded to a near match if they could find a GeoDirectory address on the same street or in the same town as the address stated on the form. In the case of students, an exact match was only accepted for the school or college address. The Irish National Grids matched from the GeoDirectory were linked back to the place of work, school or college Electoral District (ED) and Town and Small Area by superimposing digital boundaries.

34 What is the FULL NAME and ADDRESS of your place of work, school or college?

Full name

Address

1 Work mainly at or from home 2 No fixed place of work

In 2011, places of work, school or college with an address in Northern Ireland were coded in the same way using the Pointer database. NI County, Ward, Towns (2001) and 2001 Census output areas were derived by superimposing digital boundaries. Where the person indicated a work, school or college address abroad these records were coded to a specific code to indicate that the person was working abroad i.e. outside Ireland or Northern Ireland. The following table give a summary of the coding.

	Students	Workers	Total	%
Persons in private households or establishments enumerated and resident in Ireland	1,013,292	1,770,644	2,783,936	100.0
Place of work, school or college address (Q34) was matched to a GeoDirectory address point	929,003	1,360,800	2,289,803	82.3
Place of work, school or college address (Q34) blank or uncodeable	78,956	147,250	226,206	8.1
No fixed place of work indicated at Q34	-	148,177	148,177	5.3
Works from home indicated in Q34	-	106,055	106,055	3.8
Place of work, school or college address (Q34) was matched to a NI Pointer database address point	3,117	6,419	9,536	0.3
Place of work, school or college address (Q34) overseas	1,598	1,943	3,541	0.1
Home school indicated at Q34	618	-	618	0.0

² In 2002 and 2006 persons enumerated away from home on Census Night or enumerated in Communal Establishments were not included in the POWCAR dataset.

2.1 Anonymisation and recoding

The coded records relating to persons within households were anonymised by stripping off all identifiable information such as household number, person number within the household and by re-coding variables where the number of categories could lead to the identification of an individual when combined with other information on the record.

3 POWSCAR Structure and Content

Table 1 gives details of the variables in the micro data file and how they are classified.

The Place of Work, School or College Census data file IE_COP_Place_Of_Work_School_2011.txt is a TAB delimited text file in the format outlined in Table 1. Note that the first record of this file contains the variable names as indicated.

POWSCAR_2011_Codes.xlsx contains a worksheet for each variable which links the variable values and their associated labels.

For persons who were usually resident in Ireland on Census Night but were enumerated away from their home, it is not possible to produce household or family characteristics. In this case, the variable will be populated with a "U" for unknown.

Table 1 - Variables in the Anonymised Place of Work, School or College micro data file and the classifications used

Variable	Type	Length	Label/Notes	Values ³	Variable populated for students (Persons aged 5-14 or Q27=4)	Variable populated for workers (Q27=1)
Work_School_College_Indicator	Char	1	At work, school or college indicator.	S=Attending school or college (i.e. students) W=At work (i.e. workers)	YES	YES
POWSC_Location	Char	2	Place of work, school or college location	IE=POWSC in Republic of Ireland NI=POWSC in Northern Ireland 98=POWSC Overseas H=Home School M=Mobile worker(Q34) W=Works mainly at or from home(Q34) B=Place of work, school or college address blank or uncodeable	YES	YES
Residence_NUTS3	Char	5	Regional Authority of usual residence	See "POWSCAR_2011_Codes.xls"	YES	YES
POWSC_NUTS3	Char	5	Regional Authority of location of place of work, school or college	See Residence_NUTS3 for code list	YES	YES
Residence_County	Char	2	Administrative County of usual residence	See "POWSCAR_2011_Codes.xls".	YES	YES
POWSC_County	Char	2	Place of work, school or college address - Administrative County Code	See "POWSCAR_2011_Codes.xls".	YES	YES
Residence_CSOED	Char	16	Electoral Division of usual residence CSO code	See "POWSCAR_2011_Codes.xls". This has details of the ED codes and names and the equivalent OSi ED codes. A generalised version of ED boundaries is available for download in shape file format on the CSO website.	YES	YES
POWSC_CSOED	Char	16	Place of work, school or college - Electoral Division Code Ward Code in Northern Ireland	See "POWSCAR_2011_Codes.xls". B=Place of work, school or college blank or uncodeable M=No fixed place of work(Q32) W=Works mainly at or from home(Q32) H=Home schooling	YES	YES
Residence_OSIED	Char	16	Electoral Division of usual residence (OSi code)	See "POWSCAR_2011_Codes.xls". This has details of the ED codes and names and the equivalent OSi ED codes. A generalised version of ED boundaries is available for download in shape file format on the CSO website.	YES	YES

³ Missing numeric values are represented with a "-" in the file. Character values not applicable are represented with a "-" in the file.

Variable	Type	Length	Label/Notes	Values ³	Variable populated for students (Persons aged 5-14 or Q27=4)	Variable populated for workers (Q27=1)
POWSC_OSIED	Char	16	Place of work, school or college - Electoral Division Code (OSI Code) Ward Code in Northern Ireland	See "POWSCAR_2011_Codes.xls". B=Place of work /school/college address blank or uncodeable M=No fixed place of work(Q32) W=Works mainly at or from home(Q32) H=Home schooling	YES	YES
Residence_Area_Type	Char	2	Area type indicator indicating rural or population of town of residence.	Area type indicating the total population of the town of residence based on the 2011 census. See "POWSCAR_2011_Codes.xls".	YES	YES
POWSC_Area_type	Char	2	Area type indicator indicating rural or population of town of residence. Derived on the basis of the 2001 population in the case of Northern Ireland	Area type indicating the total population of the town of place off work/school/college based on the 2011 census. See "POWSCAR_2011_Codes.xls".	YES	YES
Residence_Town	Char	5	Town of usual residence	See "POWSCAR_2011_Codes.xls". Town code (at least 50+ inhabited dwellings) This code will be NN000 (where NN is the County Code) if the person is resident in the rural area of the county. In the case of legal towns the town includes the environs of the legal town. Town boundaries are available for download in shape file format on the CSO website. See "POWSCAR_2011_Codes.xls"	YES	YES
POWSC_Town	Char	7	Place of work, school or college – CSO Town code In the case of Northern Ireland town are those defined in the 2001 population.	See "POWSCAR_2011_Codes.xls". 7 Digit Numeric=Town code of address of place of work, school or college B=Place of work /school/college address blank or uncodeable M=No fixed place of work(Q32) W=Works mainly at or from home(Q32) H =Home schooling	YES	YES
Residence_Small_Area	Char	61	Small area of usual residence	Small areas are the lowest level of geography for the compilation of statistics and typically contain between 50 and 200 dwellings. See Small Area boundary in the boundary files folder.	YES	YES

Variable	Type	Length	Label/Notes	Values ³	Variable populated for students (Persons aged 5-14 or Q27=4)	Variable populated for workers (Q27=1)
POWSC_Small_Area	Char	61	Small area of place of work, school or college location If the place of work, school or college is in Northern Ireland this field contains the NI 2001 Census Output Area.	Small areas are the lowest level of geography for the compilation of statistics and typically contain between 50 and 200 dwellings. Boundaries are available for download in shape file format on the CSO website. B=Place of work /school/college address blank or uncodeable M=No fixed place of work(Q32) W=Works mainly at or from home(Q32) H=Home schooling	YES	YES
Fuzz_East_250	Num	8	250M Grid Square Easting – Irish National Grid	The position of place of work, school or college location coded has been rounded to the centre of the 250M X 250M grid square in which the place of work, school or college is located. Irish National Grid Easting of centroid of place of work, school or college location grid square.	YES	YES
Fuzz_North_250	Num	8	250M Grid Square Northing – Irish National Grid	The position of place of work, school or college, location coded has been rounded to the centre of the 250M X 250M grid square in which the place of work, school or college is located. Irish National Grid Northing of centroid of place of work, school or college location grid square.	YES	YES
Resident_Persons	Char	2	Number of usual residents in the household	Where there are 5 or more usual residents in the households=5+.	YES	YES
Resident_Students	Char	2	Number of usually resident students in the household	This is a count of the number usually resident students in the household (i.e. persons falling within the scope of this file) where the person resides. Where there are 3 or more usually resident students in the household=3+	YES	YES
Resident_Workers	Char	2	Number of usually resident workers in the household	This is a count of the number usually resident workers in the household (i.e. persons falling within the scope of this file) where the person resides. Where there are 3 or more usually resident workers in the household=3+	YES	YES

Variable	Type	Length	Label/Notes	Values ³	Variable populated for students (Persons aged 5-14 or Q27=4)	Variable populated for workers (Q27=1)
Year_Built	Char	1	Year that the household accommodation was built	1=Before 1919 2=1919 – 1945 3=1946 – 1960 4=1961 – 1970 5=1971 – 1980 6=1981 – 1990 7=1991 – 2000 8=2001 – 2006 9=2006 or later *=Not stated C=Communal Establishment U=Unknown	NO	YES
Nature_of_Occupancy	Char	1	Nature of occupancy of household accommodation <i>Purchaser/Owner Occupied</i> combines the following categories: 1-Owner occupied with mortgage or loan 2-Owner outright <i>Rented incl. free rent</i> combines the following categories: 3-Rent 4-Live here rent free	This indicates the nature of occupancy of the households accommodation in which the person resides. 1=Purchaser/Owner Occupied 2=Rented incl. free rent *=Not stated C=Communal Establishment U=Unknown	YES	YES
One_off_house_indicator	Char	1	Flag indicating if dwelling is likely to be a one off house i.e. dwelling has an individual sewerage system and is a detached house in rural area or a town with a population less than 1,500.	This indicates the dwelling is likely to be a one off dwelling Y=Likely to be a one off dwelling N=Not likely to be a one off dwelling *=Insufficient information C=Communal Establishment U=Unknown	YES	YES

Variable	Type	Length	Label/Notes	Values ³	Variable populated for students (Persons aged 5-14 or Q27=4)	Variable populated for workers (Q27=1)
Cars_or_vans	Char	1	Number of cars or vans available for use in the household	1=One 2=Two 3=Three 4=Four or more 5=None *=Not stated C=Communal Establishment U=Unknown	YES	YES
Household_Composition	Char	1	Household composition	1=Single Person 2=Lone Parent with at least one resident child aged 19 or under 3=Lone Parent with resident children but none aged 19 or under 4=Couple with at least one resident child aged 19 or under 5=Couple with resident children but none aged 19 or under 6=Couple with no resident children 7=Other Households U=Unknown	YES	YES

Variable	Type	Length	Label/Notes	Values ³	Variable populated for students (Persons aged 5-14 or Q27=4)	Variable populated for workers (Q27=1)
Highest_level_ed_parents	Char	1	Highest level of education completed to date by one or both parents <i>Completed secondary or lower</i> combines categories: 1-No formal education 2-Primary education 3-Lower secondary 4-Upper secondary 5-Technical or vocational qualification 6-Advanced Certificate/ Completed Apprenticeship <i>Completed third level or higher</i> combines categories Third level: 7-Higher Certificate 8-Ordinary Bachelor Degree or National Diploma 9-Honours Bachelor/ Professional qualification or both 10-Postgraduate Diploma or Degree 11-Doctorate (Ph.D) or higher	1= Completed secondary or lower (NFQ 1-6) 2= Completed third level or higher (NFQ 7-10) *=Not stated U=Unknown	YES	NO
Family_unemployed_parents	Char	1	Unemployed parents indicator	0=No parent unemployed 1=One parent unemployed 2=Both parents unemployed U=Unknown	YES	NO
Sex	Char	1	Sex	1=Males 2=Females	YES	YES

Variable	Type	Length	Label/Notes	Values ³	Variable populated for students (Persons aged 5-14 or Q27=4)	Variable populated for workers (Q27=1)
Five_Year_Age_Group	Char	5	Age group	05-09=05-09 10-14=10-14 15-19=15-19 20-24=20-24 25-29=25-29 30-34=30-34 35-39=35-39 40-44=40-44 45-49=45-49 50-54=50-54 55-59=55-59 60-64=60-64 65-69=65-69 70-74=70-74 75+=75+	NO	YES
School_Level	Char	1	This is a school level based on age to coincide with the three levels of education Primary (5-12), Secondary (13-18), Third Level (19+).	1=Primary 2=Secondary 3=Third Level	YES	NO
Religion_Student	Char	1	Declared religion of student	1=Roman Catholic 2=Other Religion (including no religion) 3=Not stated	YES	NO
Able_to_speak_english_Student	Char	1	Highest level of speaking English where language other than English spoken at home	1=Very well 2=Well 3=Not well 4=Not at all *=Not applicable	YES	NO
Nationality_Student	Char	1	Nationality or student indicator	1=Irish 2=Other nationality *=Not stated (incl. no nationality)	YES	NO

Variable	Type	Length	Label/Notes	Values ³	Variable populated for students (Persons aged 5-14 or Q27=4)	Variable populated for workers (Q27=1)
Marital_Status	Char	1	Current marital status <i>Ever Married</i> combines the following categories: 2-Married (first marriage) 3-Re-married (following widowhood) 4-Re-married (following Divorce/annulment) 5-Separated(including Deserted) 6-Divorced 7-Widowed	1=Single (Never married) 2=Ever Married	NO	YES
Usual_Residence_One_Year_Ago	Char	1	Flag indicating where the person usually resided one year ago	0=Different address 1=Same address *=Not stated	YES	YES
Highest_Level_of_Education	Char	1	Highest level of education completed to date See Highest_level_ed_parents for groupings	1= Completed secondary or lower (NFQ 1-6) 2= Completed third level or higher (NFQ 7-10) *=Not stated	NO	YES
Seg	Char	1	Socio-economic group The socio-economic group of persons aged 15 years or over who are at work is determined by their occupation and employment status. The SEG of students is determined by their parents or of sibling where no parent is working.	A=Employers and managers B=Higher professional C=Lower professional D=Non-manual E=Manual skilled F=Semi-skilled G=Unskilled H=Own account workers I=Farmers J=Agricultural workers Z=All others gainfully occupied and unknown	YES	YES

Variable	Type	Length	Label/Notes	Values ³	Variable populated for students (Persons aged 5-14 or Q27=4)	Variable populated for workers (Q27=1)
Industrial_Group	Char	1	Industrial group Industry is coded to over 200 detailed industry codes (using NACE Rev.2) on the basis of the name and address of the business/employer and/or the free text description of the nature of business carried on. The detailed industry codes have been grouped into the eight broad groups for the purposes of this sample.	1=Agriculture, forestry and fishing 2=Manufacturing, mining and quarrying, Electricity, Gas, Water supply and Waste Management 3=Construction 4=Wholesale, Retail Trade, Transportation and Storage, Accommodation and Food Service Activities 5=Information and Communication, Financial, Real Estate, Professional, administration and support service activities 6=Public Administration and Defence; Compulsory Social Security 7=Education, Human Health and Social Work Activities 8=Other Service Activities *=Not stated	NO	YES
Means_of_Travel	Char	2	Means of travel to work, school or college	01=Not at work, school or college 02=On foot 03=Bicycle 04=Bus, minibus or coach 05=Train, DART or LUAS 06=Motor cycle or scooter 07=Driving a car 08=Passenger in a car 09=Van 10=Other, including lorry 11=Work mainly at or from home *=Not stated	YES	YES
Time_of_Departure	Char	1	Time leaves home for work, school or college	1=Not at work, school or college 2=Before 06:30 3=06:31-07:00 4=07:01-07:30 5=07:31-08:00 6=08:01-08:30 7=08:31-09:00 8=09:01-09:30 9=After 09:30 *=Not stated	YES	YES
Journey_Minutes	Num	3	Journey to work – minutes	Numeric value=actual minutes *=Not stated	YES	YES

Appendix 1 - 2011 Census Questionnaire

The attached extract is taken from the household form used in the 2011 Census. The household form covers 6 persons and consists of 24 pages. The attached extract covers persons 1 and 2 only. The layouts for persons 3 to 6 are identical to that for person 2.



Sunday 10 April 2011

Address

For office use only

County Code	Enumeration Area Code	Small Area Code	D. No.	Number of persons PRESENT			ABSENT persons
				Males	Females	Total	
<input type="text"/>	<input type="text"/>	<input type="text"/>	<input type="text"/>	<input type="text"/>	<input type="text"/>	<input type="text"/>	<input type="text"/>

Census 2011

The 2011 Census will take place on Sunday 10 April and will count all the people and households in the country on that night. It is the twenty-fourth census to be held since 1841. The census results will give a comprehensive picture of the social and living conditions of our people and will assist in planning for the future.

What you need to do

Please keep this form in a safe place and complete it on the night of Sunday 10 April, Census Night. You should consult the Explanatory Notes on the back page to assist you in completing the form. Remember to sign the declaration on page 23 and to have your completed form ready for collection by your Enumerator.

Legal obligation to participate

This is a Notice under Section 26 of the Statistics Act 1993. The Census is being taken under the Statistics Act 1993 and the Statistics (Census of Population) Order 2010. Under Sections 26 and 27 of the Statistics Act 1993 you are obliged by law to complete and return this form. Any person who fails or refuses to provide this information or who knowingly provides false information may be subject to a fine of up to €25,000.

Confidentiality is guaranteed

The confidentiality of your census return is legally guaranteed by the Statistics Act 1993. The Central Statistics Office will use the information you provide for statistical purposes only. This includes the production of statistical tables and analytical reports and the selection of samples for some of our surveys.

Your Census Enumerator

Your Census Enumerator will help you if you have any questions about the Census. Please co-operate fully with your Enumerator to help ensure the success of Census 2011.

Thank you for your co-operation.

Gerard O'Hanlon
Director General

Who should complete the Census Form?

The householder or any adult member of the household present on the night of Sunday 10 April should complete this form. A separate Household Form should be completed for every household.

A household is:

- one person living alone, or
- a group of related or unrelated people living at the same address with common housekeeping arrangements, meaning they share at least one meal a day or share a living or sitting room.

Do you need additional forms?

If there is more than one household at this address, ask your Enumerator for another Household Form.

If there are more than 6 persons in your household on Sunday 10 April, ask your Enumerator for a blue Individual Form for each additional person.

How to complete your Census Form

1. Use a Black or Blue pen.
2. Mark boxes like this .
3. If you make a mistake, do this and mark the correct box.

Where you are required to write in an answer please use BLOCK CAPITAL LETTERS and leave one space between each word. Continue on to a new line if a word will not fit, for example:

H	O	T	E	L		R	E	C	E
P	T	I	O	N	I	S	T		

Have your form ready for collection

Your Enumerator will return between Monday 11 April and Monday 9 May to collect your completed form.

If your form has not been collected by 9 May, please return it fully completed to Central Statistics Office, PO Box 2011, Freepost 4726, Swords, Co. Dublin.

Féadfar leagan Béarla nó Gaeilge den fhoirm seo a chomhlánú.

START HERE

H1 What type of accommodation does your household occupy?

Mark one box only.

A whole house or bungalow that is:

- 1 Detached
- 2 Semi-detached
- 3 Terraced (including end of terrace)

A flat or apartment (including duplexes) that is self-contained:

- 4 In a purpose-built block
- 5 Part of a converted house or commercial building

A bed-sit:

- 6 Bed-sit (with some shared facilities e.g. toilet)

A mobile or temporary structure:

- 7 A caravan or other mobile or temporary structure

H2 When was your house, flat or apartment first built?

Mark the year in which first built even if the building was subsequently converted, extended or renovated.

- 1 Before 1919
- 2 1919 - 1945 inclusive
- 3 1946 - 1960 inclusive
- 4 1961 - 1970 inclusive
- 5 1971 - 1980 inclusive
- 6 1981 - 1990 inclusive
- 7 1991 - 2000 inclusive
- 8 2001 - 2005 inclusive
- 9 2006 or later

H3 Does your household own or rent your accommodation?

Mark one box only.

- 1 Own with mortgage or loan
- 2 Own outright
- 3 Rent
- 4 Live here rent free

If renting, who is your landlord?

- 1 Private landlord
- 2 Local Authority
- 3 Voluntary/Co-operative housing body

H4 If your accommodation is rented, how much rent does your household pay?

Enter amount to the nearest Euro.

€ • 0 0

Mark one box only.

- 1 Per week
- 2 Per month
- 3 Per year

H5 How many rooms do you have for use only by your household?

- Do NOT count bathrooms, toilets, kitchenettes, utility rooms, consulting rooms, offices, shops, halls or landings, or rooms that can only be used for storage such as cupboards.
- Do count all other rooms such as kitchens, living rooms, bedrooms, conservatories you can sit in, and studies.
- If two rooms have been converted into one, count them as one room.

Number of rooms

H6 What is the main type of fuel used by the central heating in your accommodation?

Mark one box only.

- 1 No central heating
- 2 Oil
- 3 Natural Gas
- 4 Electricity
- 5 Coal (including anthracite)
- 6 Peat (including turf)
- 7 Liquid Petroleum Gas (LPG)
- 8 Wood (including wood pellets)
- 9 Other

H7 What type of piped water supply does your accommodation have?

Mark one box only.

- 1 Connection to a Public Main
- 2 Connection to a Group Water Scheme with a Local Authority source of supply
- 3 Connection to a Group Water Scheme with a private source of supply (e.g. borehole, lake, etc.)
- 4 Connection to other private source (e.g. well, lake, rainwater tank, etc.)
- 5 No piped water supply

H8 What type of sewerage facility does your accommodation have?

Mark one box only.

- 1 Public sewerage scheme
- 2 Individual septic tank
- 3 Individual treatment system other than a septic tank
- 4 Other sewerage facility
- 5 No sewerage facility

H9 How many cars or vans are owned or are available for use by one or more members of your household?

Include any company car or van if available for private use.

Mark one box only.

- 1 One
- 2 Two
- 3 Three
- 4 Four or more
- 5 None

H10 Does your household have a personal computer (PC)?

- 1 Yes
- 2 No

H11 Does your household have access to the Internet?

Mark 'Yes' if you have access to the Internet in your home.

- 1 Yes, Broadband connection
- 2 Yes, other connection
- 3 No

H12  Go to next page

ALL PERSONS MUST BE ENUMERATED WHERE THEY SPEND CENSUS NIGHT

Below are two lists. List 1 is for persons present at this address on the night of Sunday 10 April, Census Night. List 2 is for persons who usually live at this address but who are temporarily away on the night of Sunday 10 April. See the Explanatory Notes relating to Question 7 on the back page for guidance in interpreting a person's place of usual residence.

PRESENT PERSONS

✓ INCLUDE in List 1

- All persons alive at midnight on Sunday 10 April who spent the night at this address.
- Persons who stayed temporarily in the household (i.e. visitors).
- Persons who arrived the following morning not having been enumerated elsewhere.

✗ DO NOT INCLUDE in List 1

- Any person who usually lives at this address but who is temporarily absent on the night of Sunday 10 April. These persons should be listed as being absent in List 2 below.
- Students who were away from home on the night of Sunday 10 April. They should be listed as being absent in List 2 below.
- Babies born after midnight on Sunday 10 April.

LIST 1 Persons PRESENT in the household on the night of Sunday 10 April

Person No.	First name and surname	
1		Answer questions relating to each person present in the household on Sunday 10 April beginning on Page 4 in the same order as listed here.
2		
3		
4		
5		
6		
7		Answer questions relating to persons 7, 8, 9 etc. on additional blue Individual Forms available from your Enumerator.
8		
9		
10		
11		
12		

ABSENT PERSONS

✓ INCLUDE in List 2

- All persons who usually live at this address but who are temporarily absent on Sunday 10 April.
- Students away at school or college.

✗ DO NOT INCLUDE in List 2

- Anyone included in List 1.

LIST 2 Absent persons who usually live in the household

Person No.	First name and surname	
1		Answer questions beginning on Page 22 for each usual resident listed here as being absent from the household on the night of Sunday 10 April.
2		
3		
4		
If there are more than 4 usual residents absent on the night of Sunday 10 April, please ask your Enumerator for guidance.		

Person 1

Write in BLOCK CAPITALS

Mark boxes like this

15 Do you speak a language other than English or Irish at home?

- 1 Yes
 2 No **▶ Go to Q16**

What is this language?

(e.g. POLISH, GERMAN, IRISH SIGN LANGUAGE)

How well do you speak English?

Mark one box only.

- 1 Very well
 2 Well
 3 Not well
 4 Not at all

16 Do you have any of the following long-lasting conditions or difficulties?

- | | | |
|---|-----------------------|-----------------------|
| (a) Blindness or a serious vision impairment | Yes | No |
| | <input type="radio"/> | <input type="radio"/> |
| (b) Deafness or a serious hearing impairment | Yes | No |
| | <input type="radio"/> | <input type="radio"/> |
| (c) A difficulty with basic physical activities such as walking, climbing stairs, reaching, lifting or carrying | Yes | No |
| | <input type="radio"/> | <input type="radio"/> |
| (d) An intellectual disability | Yes | No |
| | <input type="radio"/> | <input type="radio"/> |
| (e) A difficulty with learning, remembering or concentrating | Yes | No |
| | <input type="radio"/> | <input type="radio"/> |
| (f) A psychological or emotional condition | Yes | No |
| | <input type="radio"/> | <input type="radio"/> |
| (g) A difficulty with pain, breathing, or any other chronic illness or condition | Yes | No |
| | <input type="radio"/> | <input type="radio"/> |

17 If 'Yes' to any of the categories specified in Question 16, do you have any difficulty in doing any of the following?

- | | | |
|---|-----------------------|-----------------------|
| (a) Dressing, bathing or getting around inside the home | Yes | No |
| | <input type="radio"/> | <input type="radio"/> |
| (b) Going outside the home alone to shop or visit a doctor's surgery | Yes | No |
| | <input type="radio"/> | <input type="radio"/> |
| (c) Working at a job or business or attending school or college | Yes | No |
| | <input type="radio"/> | <input type="radio"/> |
| (d) Participating in other activities, for example leisure or using transport | Yes | No |
| | <input type="radio"/> | <input type="radio"/> |

18 How is your health in general?

Mark one box only.

- 1 Very good
 2 Good
 3 Fair
 4 Bad
 5 Very bad

19 How do you usually travel to work, school or college?

Mark one box only, for the longest part, by distance, of your usual journey to work, school or college.

- 1 Not at work, school or college
 2 On foot
 3 Bicycle
 4 Bus, minibus or coach
 5 Train, DART or LUAS
 6 Motor cycle or scooter
 7 Driving a car
 8 Passenger in a car
 9 Van
 10 Other, including lorry
 11 Work mainly at or from home

20 What time do you usually leave home to go to work, school or college?

- 1 Not at work, school or college
 2 Before 06.30
 3 06.30 - 07.00
 4 07.01 - 07.30
 5 07.31 - 08.00
 6 08.01 - 08.30
 7 08.31 - 09.00
 8 09.01 - 09.30
 9 After 09.30

21 How long does your journey to work, school or college usually take?

Write in minutes.

--	--	--

22 Do you provide regular unpaid personal help for a friend or family member with a long-term illness, health problem or disability?

Include problems which are due to old age. Personal help includes help with basic tasks such as feeding or dressing.

- 1 Yes
 2 No

If 'Yes', for how many hours per week?

Write in hours.

--	--	--

23 If you are aged under 15

▶ Go to Q34

24 Have you ceased your full-time education?

- 1 Yes
 2 No

If 'Yes', write in AGE at which it ceased.

--	--

25 What is the highest level of education/training (full-time or part-time) which you have completed to date?

Mark one box only.

- 1 No formal education/training
 2 Primary education
NFQ Levels 1 or 2
 FETAC Level 1 or 2 Cert. or equivalent
 3 Lower Secondary
NFQ Level 3
 Junior/Inter/Group Cert., FETAC Level 3 Cert.,
 FÁS Introductory Skills, NCVA Foundation
 Cert. or equivalent
 4 Upper Secondary
NFQ Levels 4 or 5
 Leaving Cert. (including Applied and
 Vocational programmes) or equivalent
 5 Technical or Vocational
NFQ Levels 4 or 5
 FETAC Level 4/5 Cert., NCVA Level 1/2, FÁS
 Specific Skills, Teagasc Cert. in Agriculture,
 CERT Craft Cert. or equivalent
 6 Advanced Certificate/Completed
 Apprenticeship
NFQ Level 6
 FETAC Advanced Cert., NCVA Level 3, FÁS
 National Craft Cert., Teagasc Farming Cert.,
 CERT Professional Cookery Cert. or equivalent
 7 Higher Certificate
NFQ Level 6
 NCEA/HETAC National Cert. or equivalent
 8 Ordinary Bachelor Degree or
 National Diploma
NFQ Level 7
 9 Honours Bachelor Degree/
 Professional qualification or both
NFQ Level 8
 10 Postgraduate Diploma or Degree
NFQ Level 9
 Postgraduate Diploma, Masters Degree
 or equivalent
 11 Doctorate (Ph.D) or higher
NFQ Level 10

Person 2

Write in BLOCK CAPITALS

Mark boxes like this


15 Do you speak a language other than English or Irish at home?

- 1 Yes
 2 No **▶ Go to Q16**

What is this language?

(e.g. POLISH, GERMAN, IRISH SIGN LANGUAGE)

How well do you speak English?

Mark  one box only.

- 1 Very well
 2 Well
 3 Not well
 4 Not at all


16 Do you have any of the following long-lasting conditions or difficulties?

- | | | |
|---|-----------------------|-----------------------|
| (a) Blindness or a serious vision impairment | Yes | No |
| | <input type="radio"/> | <input type="radio"/> |
| (b) Deafness or a serious hearing impairment | Yes | No |
| | <input type="radio"/> | <input type="radio"/> |
| (c) A difficulty with basic physical activities such as walking, climbing stairs, reaching, lifting or carrying | Yes | No |
| | <input type="radio"/> | <input type="radio"/> |
| (d) An intellectual disability | Yes | No |
| | <input type="radio"/> | <input type="radio"/> |
| (e) A difficulty with learning, remembering or concentrating | Yes | No |
| | <input type="radio"/> | <input type="radio"/> |
| (f) A psychological or emotional condition | Yes | No |
| | <input type="radio"/> | <input type="radio"/> |
| (g) A difficulty with pain, breathing, or any other chronic illness or condition | Yes | No |
| | <input type="radio"/> | <input type="radio"/> |

17 If 'Yes' to any of the categories specified in Question 16, do you have any difficulty in doing any of the following?


- | | | |
|---|-----------------------|-----------------------|
| (a) Dressing, bathing or getting around inside the home | Yes | No |
| | <input type="radio"/> | <input type="radio"/> |
| (b) Going outside the home alone to shop or visit a doctor's surgery | Yes | No |
| | <input type="radio"/> | <input type="radio"/> |
| (c) Working at a job or business or attending school or college | Yes | No |
| | <input type="radio"/> | <input type="radio"/> |
| (d) Participating in other activities, for example leisure or using transport | Yes | No |
| | <input type="radio"/> | <input type="radio"/> |

18 How is your health in general?

Mark  one box only.

- 1 Very good
 2 Good
 3 Fair
 4 Bad
 5 Very bad

19 How do you usually travel to work, school or college?

Mark  one box only, for the longest part, by distance, of your usual journey to work, school or college.

- 1 Not at work, school or college
 2 On foot
 3 Bicycle
 4 Bus, minibus or coach
 5 Train, DART or LUAS
 6 Motor cycle or scooter
 7 Driving a car
 8 Passenger in a car
 9 Van
 10 Other, including lorry
 11 Work mainly at or from home

20 What time do you usually leave home to go to work, school or college?

- 1 Not at work, school or college
 2 Before 06.30
 3 06.30 - 07.00
 4 07.01 - 07.30
 5 07.31 - 08.00
 6 08.01 - 08.30
 7 08.31 - 09.00
 8 09.01 - 09.30
 9 After 09.30

21 How long does your journey to work, school or college usually take?

Write in minutes.

--	--	--

22 Do you provide regular unpaid personal help for a friend or family member with a long-term illness, health problem or disability?

Include problems which are due to old age. Personal help includes help with basic tasks such as feeding or dressing.

- 1 Yes
 2 No

If 'Yes', for how many hours per week?

Write in hours.

--	--	--

23 If you are aged under 15

▶ Go to Q34


24 Have you ceased your full-time education?

- 1 Yes
 2 No

If 'Yes', write in AGE at which it ceased.

--	--

25 What is the highest level of education/training (full-time or part-time) which you have completed to date?

Mark  one box only.

- 1 No formal education/training
 2 Primary education
NFQ Levels 1 or 2
 FETAC Level 1 or 2 Cert. or equivalent
 3 Lower Secondary
NFQ Level 3
 Junior/Inter/Group Cert., FETAC Level 3 Cert.,
 FÁS Introductory Skills, NCVA Foundation
 Cert. or equivalent
 4 Upper Secondary
NFQ Levels 4 or 5
 Leaving Cert. (including Applied and
 Vocational programmes) or equivalent
 5 Technical or Vocational
NFQ Levels 4 or 5
 FETAC Level 4/5 Cert., NCVA Level 1/2, FÁS
 Specific Skills, Teagasc Cert. in Agriculture,
 CERT Craft Cert. or equivalent
 6 Advanced Certificate/Completed
 Apprenticeship
NFQ Level 6
 FETAC Advanced Cert., NCVA Level 3, FÁS
 National Craft Cert., Teagasc Farming Cert.,
 CERT Professional Cookery Cert. or equivalent
 7 Higher Certificate
NFQ Level 6
 NCEA/HETAC National Cert. or equivalent
 8 Ordinary Bachelor Degree or
 National Diploma
NFQ Level 7
 9 Honours Bachelor Degree/
 Professional qualification or both
NFQ Level 8
 10 Postgraduate Diploma or Degree
NFQ Level 9
 Postgraduate Diploma, Masters Degree
 or equivalent
 11 Doctorate (Ph.D) or higher
NFQ Level 10

Absent Persons who usually live in the household

Answer questions A1 to A8 for all household members who usually live here at this address but who are NOT present on the night of Sunday 10 April. Include in particular all primary, secondary and third level students who are living away from home during term time who are NOT present at this address on the night of Sunday 10 April.

Absent Person 1

A1 What is this person's name?

First name and surname.

A2 Sex

1 Male 2 Female

A3 What is this person's date of birth?

Day Month Year

--	--	--	--	--	--	--	--	--	--

A4 What is the relationship of this person to Person 1 on page 4?

Mark one box only.

- 1 Husband or wife
 2 Partner (including same-sex partner)
 3 Son or daughter
 11 Other related, write in RELATIONSHIP

12 Unrelated (including foster child)

Absent Person 2

A1 What is this person's name?

First name and surname.

A2 Sex

1 Male 2 Female

A3 What is this person's date of birth?

Day Month Year

--	--	--	--	--	--	--	--	--	--

A4 What is the relationship of this person to Person 1 on page 4?

Mark one box only.

- 1 Husband or wife
 2 Partner (including same-sex partner)
 3 Son or daughter
 11 Other related, write in RELATIONSHIP

12 Unrelated (including foster child)

Absent Person 3

A1 What is this person's name?

First name and surname.

A2 Sex

1 Male 2 Female

A3 What is this person's date of birth?

Day Month Year

--	--	--	--	--	--	--	--	--	--

A4 What is the relationship of this person to Person 1 on page 4?

Mark one box only.

- 1 Husband or wife
 2 Partner (including same-sex partner)
 3 Son or daughter
 11 Other related, write in RELATIONSHIP

12 Unrelated (including foster child)

A5 What is this person's current marital status?

Answer if aged 15 years or over.

Mark one box only.

- 1 Single (never married)
 2 Married (including re-married)
 5 Separated (including deserted)
 6 Divorced
 7 Widowed

A5 What is this person's current marital status?

Answer if aged 15 years or over.

Mark one box only.

- 1 Single (never married)
 2 Married (including re-married)
 5 Separated (including deserted)
 6 Divorced
 7 Widowed

A5 What is this person's current marital status?

Answer if aged 15 years or over.

Mark one box only.

- 1 Single (never married)
 2 Married (including re-married)
 5 Separated (including deserted)
 6 Divorced
 7 Widowed

A6 How long altogether is this person away for?

- 1 Less than 12 months
 2 12 months or more

A6 How long altogether is this person away for?

- 1 Less than 12 months
 2 12 months or more

A6 How long altogether is this person away for?

- 1 Less than 12 months
 2 12 months or more

A7 Was this person in the Republic of Ireland on Sunday 10 April?

- 1 Yes
 2 No

A7 Was this person in the Republic of Ireland on Sunday 10 April?

- 1 Yes
 2 No

A7 Was this person in the Republic of Ireland on Sunday 10 April?

- 1 Yes
 2 No

A8 Is this person a student away at school or college?

- 1 Yes
 2 No

A8 Is this person a student away at school or college?

- 1 Yes
 2 No

A8 Is this person a student away at school or college?

- 1 Yes
 2 No

Explanatory Notes

Question H3 – Does your household own or rent your accommodation?

If you rent your accommodation (box 3), or live in it rent free (box 4), you should also answer the second part of the question 'who is your landlord?'. Select the appropriate box (1, 2 or 3) to indicate whether your landlord is a 'Private landlord', a 'Local Authority' or a 'Voluntary/Co-operative housing body', regardless of whether or not you pay all or part of the rent yourself, or if it is paid on your behalf by the HSE or any other body.

Question H4 – If your accommodation is rented, how much rent does your household pay?

If the HSE or any other body pays part of the rent, only the amount paid by the household should be entered. Enter the amount to the nearest Euro and mark the box corresponding to the period covered e.g. if your household pays a weekly rent of €78.60 enter 79 and mark box 1. If all of your rent is paid on your behalf enter 0 and mark box 1.

Question 4 – Relationship

The relationship question is designed to determine families within households. This includes where there are two or more families in the one household. For example, a household consisting of an adult daughter living with her two parents and her own child would be counted as a two family household.

The example given below shows how the question should be answered for the child in this situation, where the parents are Persons 1 and 2 on the form, the adult daughter is Person 3 and the child is Person 4.

Mark one box only for each person.

Relationship of PERSON 4 to	Persons		
	1	2	3
Husband or wife	1 <input type="radio"/>	2 <input type="radio"/>	3 <input type="radio"/>
Partner (incl. same-sex partner)	2 <input type="radio"/>	3 <input type="radio"/>	1 <input type="radio"/>
Son or daughter	3 <input type="radio"/>	1 <input type="radio"/>	2 <input checked="" type="radio"/>
Step-child	4 <input type="radio"/>	1 <input type="radio"/>	2 <input type="radio"/>
Brother or sister	5 <input type="radio"/>	1 <input type="radio"/>	2 <input type="radio"/>
Mother or father	6 <input type="radio"/>	1 <input type="radio"/>	2 <input type="radio"/>
Grandparent	7 <input type="radio"/>	1 <input type="radio"/>	2 <input type="radio"/>
Step-mother/-father	8 <input type="radio"/>	1 <input type="radio"/>	2 <input type="radio"/>
Son-/daughter-in-law	9 <input type="radio"/>	1 <input type="radio"/>	2 <input type="radio"/>
Grandchild	10 <input checked="" type="radio"/>	1 <input checked="" type="radio"/>	2 <input type="radio"/>
Other related	11 <input type="radio"/>	1 <input type="radio"/>	2 <input type="radio"/>
Unrelated (incl. foster child)	12 <input type="radio"/>	1 <input type="radio"/>	2 <input type="radio"/>

Question 7 – Where do you usually live?

This question refers to your place of usual residence at the time of the Census. If you have lived at this address for a continuous period of at least 12 months before Census Night, or have arrived at this address in the 12 month period before Census Night with the intention of staying here for at least one year you should mark box 1 (HERE). If your usual residence is not here but is elsewhere in Ireland (including Northern Ireland) you should mark box 2 and write in your full address. If your usual residence is elsewhere abroad you should mark box 3 and give the country of usual residence.

The general guideline is that a person's place of usual residence is where he/she spends most of his/her daily night rest. The following specific guidelines should be used:

- Those away from home during the week who return to the family home at weekends should consider the family home as their place of usual residence.
- Primary and secondary students who are boarding away from home, and third level students at college or university, should consider the family home as their place of usual residence.
- If a person has spent or intends to spend 12 months or more in an institution then the institution is that person's place of usual residence.
- If a person regularly lives in more than one residence during the year then the place where he/she spends the majority of the year should be chosen as his/her place of usual residence.

Question 8 – Where did you usually live one year ago?

This question is for persons aged 1 year or over. The guidelines in relation to Question 7 also apply to this question. If your place of usual residence one year before the Census was the same as now you should mark box 1 (SAME as now).

Question 9 – Have you lived outside the Republic of Ireland for a continuous period of one year or more?

This question is for persons aged 1 year or over. If your place of usual residence is in the Republic of Ireland and you were either:

- born in this country and lived outside it for a continuous period of one year or more, or
- born abroad and lived outside Ireland for a continuous period of one year or more,

then you should mark box 1 (Yes). You should also write in the year of last taking up residence in this country and the country of last previous residence.

Question 15 – Do you speak a language other than English or Irish at home?

If you do not speak a language other than English or Irish at home you should mark box 2 (No) and proceed to Question 16. This means those who speak only English and/or Irish at home do not have to report on their ability to speak the English language.

Question 16 – Do you have any of the following long-lasting conditions or difficulties?

For the purpose of this question a long lasting condition or difficulty is one which has lasted or is expected to last 6 months or longer, or that regularly re-occurs.

Question 22 – Do you provide regular unpaid personal help for a friend or family member with a long-term illness, health problem or disability?

If you provide regular unpaid help as a carer, regardless of whether or not you are in receipt of Carer's Allowance/Benefit, you should mark box 1 (Yes) and write in the weekly number of hours of caring.

Question 25 – What is the highest level of education/training (full-time or part-time) which you have completed to date?

The categories distinguished in this question follow the National Framework of Qualifications (NFQ). Further details can be found at www.nfq.ie

Further information on FETAC, HETAC, foreign qualifications and all other qualifications in general can be found at www.census.ie

Question 26 – What is the main field of study of the highest qualification you have completed to date?

This question is to capture post-secondary school qualifications only. If you have a number of qualifications, the field of study relating to the highest qualification only should be listed.

Question 27 – How would you describe your present principal status?

You should mark one box only to select the category which you feel best describes your present principal status. If you are on sick leave or maternity leave and intend to return to work at some stage you should mark box 1 (Working).

Question 34 – Address of place of work, school or college

Persons who leave the household to attend work, school or college should supply the full name and address of this place.

For children who attend pre-school facilities (e.g. crèche, kindergarten) outside the home, the full name and address of this facility should be supplied by the person filling in the form.

Appendix 2 - Census 2011 Publication Schedule

Description	Publication Date
Preliminary Report	30 June 2011
This is Ireland , Highlights from Census 2011 Part 1 (formerly Principal Demographic Results)	29 March 2012
Population by Area (formerly Volume One)	26 April 2012
Profile 1 Town and Country – Population distribution and movements	26 April 2012
Profile 2 Older and Younger – An age profile of Ireland	24 May 2012
This is Ireland Highlights from Census 2011 Part 2 (<i>formerly Principal Socio Economic Results</i>)	28 June 2012
Profile 3 At Work – Employment, occupations and industry in Ireland	26 July 2012
*Small Area Population Statistics (SAPS) – All variables	31 July 2012
Profile 4 The Roof over our Heads – Housing in Ireland	30 August 2012
Profile 5 Households and Families – Living arrangements in Ireland	20 September 2012
Profile 6 Migration and Diversity – A profile of diversity in Ireland	4 October 2012
Profile 7 Irish Travellers and Ethnicity and Religion – Ethnic and cultural background in Ireland	18 October 2012
Profile 8 Our Bill of Health – Health, disability and carers in Ireland	1 November 2012
Profile 9 What we know - A Study of education and skills in Ireland	22 November 2012
Profile 10 Door to Door – Commuting in Ireland	13 December 2012

**Small Area Population Statistics (SAPS) are available as interactive tables, free of charge on the CSO website*

Appendix 3 – Application to use 2011 POWSCAR

Application to use the 2011 Place of Work, School and College Census of Anonymised records.

To be completed by the Research Authority.

Name and Address of Research Authority: 	Name of Principle Researcher:
	Email Address:
	Phone:
Names of Research Assistants working with data: 	Research start date:
	Research end date⁴:
Research Outline: 	
Declaration by the Chief Executive of Research Authority: Application by the Chief Executive of the Research Authority that the above named persons may be signed up as Officers of Statistics. Declaration that no copies of the POWSCAR data will be retained beyond the Research End Date specified above: Name (Block capitals): Signature: Date:	
<i>Where a consultant is being retained by the Authority to carry out the research, this application must be made by the Authority on whose behalf the research is being carried out and the following information must be provided in respect of the consultants retained. All consultancy staff with access to POWSCAR data must be signed up as Officers of Statistics. The Chief Executive of the consultancy firm must sign the following declaration. A copy of the contract between the Research Authority and the consultants must be submitted to CSO as soon as it is signed.</i>	
Consultant Name and Address : 	Consultants Name of Chief Executive:
	Phone:
	Turnover in 2011:
Names of Research Assistants working with data: 	Research start date:
	Research end date⁴:
Declaration by Consultants: Application by the Chief Executive of the consultants appointed that the persons named above may be signed up as Officers of Statistics. Declaration that no copies of the POWSCAR data will be retained beyond the Research end date specified above. Declaration that the POWSCAR data will not be used for any purpose other than in relation to the research specified above: Name (Block capitals): Signature: Date:	

⁴ Data must be returned at the end of the project. The Chief Executive of the organisation must sign a declaration that no copies of the data have been retained.

