

# **STATISTICAL TABLES**



| <b>Table No</b> |   | <b>Page</b> |
|-----------------|---|-------------|
| Table 1         | Persons, males and females aged 15 years and over, classified by age group and marital status, 1996 to 2011   | 37          |
| Table 2A        | Persons, classified by age group and marital status   | 38          |
| Table 2B        | Males, classified by age group and marital status   | 39          |
| Table 2C        | Females, classified by age group and marital status   | 40          |
| Table 3         | Persons aged 15 years and over, classified by marital status, age group, area type, social class, principal economic status, type of accommodation, nature of occupancy, relationship to the head of the household, level of education and whether or not they have lived abroad    | 41          |
| Table 4         | Persons, males and females aged 15 years and over, either separated (incl. deserted) or divorced, classified by age group, number of children in household, household composition, nature of occupancy and type of accommodation and principal economic status, 2006 and 2011       | 43          |
| Table 5         | Number of family units in private households, classified by number of children, age group of the eldest child and the average number of children in the family unit   | 44          |
| Table 6         | Number of family units in private households, classified by family cycle and age group of the youngest child in the family unit   | 45          |
| Table 7         | Number of family units in private households with couples with and without children, classified by number of children in the household, area type, marital status, household composition, nature of occupancy and type of accommodation, social class and principal economic status | 46          |
| Table 8         | Number of family units in private households with lone parents with children, classified by number of children, age group, marital status, household composition, nature of occupancy and type of accommodation, social class and principal economic status                         | 47          |
| Table 9         | Persons, males and females aged 18 years and over still living with their parents in the aggregate town and aggregate rural area, classified by principal economic status and age group   | 48          |
| Table 10        | Number of private households, classified by composition, size, total persons in the household and average household size  | 49          |
| Table 11        | Number of one person private households in the aggregate town and aggregate rural area, classified by sex, age group, marital status, nature of occupancy and type of accommodation, social class and principal economic status of the reference person                             | 50          |

| <b>Table No</b> |  | <b>Page</b> |
|-----------------|--|-------------|
| Table 12        | Non-family private households, classified by household type, number of persons in the household, age group, marital status, nature of occupancy, type of accommodation, social class and principal economic status of the reference person | 51          |
| Table 13        | Females aged 15 years and over, usually resident and present in the State on census night, classified by age group, marital status and number of children born alive   | 52          |
| Table 14        | Females aged 15-44 years in the aggregate town and aggregate rural area, classified by whether or not they have had children, marital status, level of education, social class and principal economic status                               | 53          |





**Table 1 Persons, males and females aged 15 years and over, classified by age group and marital status, 1996 to 2011**

| Marital status                             | 1996              |           |           | 2002      |           |           | 2006      |           |           | 2011      |           |           |
|--|-------------------|-----------|-----------|-----------|-----------|-----------|-----------|-----------|-----------|-----------|-----------|-----------|
|  | Persons           | Males     | Females   | Persons   | Males     | Females   | Persons   | Males     | Females   | Persons   | Males     | Females   |
|  | Total             |           |           |           |           |           |           |           |           |           |           |           |
| Single                                     | 1,137,858         | 611,123   | 526,735   | 1,314,664 | 698,591   | 616,073   | 1,453,227 | 773,396   | 679,831   | 1,505,035 | 784,423   | 720,612   |
| Married (first marriage)                   | 1,340,631         | 668,327   | 672,304   | 1,423,884 | 711,302   | 712,582   | 1,523,527 | 767,178   | 756,349   | 1,655,906 | 825,764   | 830,142   |
| Re-married                                 | 9,341             | 3,085     | 6,256     | 9,128     | 4,937     | 4,191     | 9,694     | 5,267     | 4,427     | 9,738     | 5,244     | 4,494     |
| Following widowhood                        | 6,641             | 3,543     | 3,098     | 21,401    | 12,105    | 9,296     | 31,795    | 17,899    | 13,896    | 42,960    | 24,079    | 18,881    |
| Following dissolution of previous marriage | 78,005            | 30,887    | 47,118    | 98,779    | 41,420    | 57,359    | 107,263   | 45,783    | 61,480    | 116,194   | 50,833    | 65,361    |
| Separated (incl. deserted)                 | 9,787             | 4,774     | 5,013     | 35,059    | 16,155    | 18,904    | 59,534    | 27,226    | 32,308    | 87,770    | 38,085    | 49,685    |
| Divorced                                   | 184,400           | 37,041    | 147,359   | 186,860   | 37,610    | 149,250   | 190,359   | 41,378    | 148,981   | 191,059   | 43,082    | 147,977   |
| Widowed                                    | 2,766,663         | 1,358,780 | 1,407,883 | 3,089,775 | 1,522,120 | 1,567,655 | 3,375,399 | 1,678,127 | 1,697,272 | 3,608,662 | 1,771,510 | 1,837,152 |
| Total                                      | 15 - 64 years     |           |           |           |           |           |           |           |           |           |           |           |
| Single                                     | 1,053,604         | 569,810   | 483,794   | 1,238,154 | 660,159   | 577,995   | 1,376,013 | 734,165   | 641,848   | 1,429,048 | 745,077   | 683,971   |
| Married (first marriage)                   | 1,163,644         | 564,648   | 598,996   | 1,222,823 | 596,346   | 626,477   | 1,297,449 | 639,479   | 657,970   | 1,376,092 | 670,841   | 705,251   |
| Re-married                                 | 3,712             | 1,513     | 2,199     | 5,273     | 2,510     | 2,763     | 5,587     | 2,709     | 2,878     | 5,287     | 2,494     | 2,793     |
| Following widowhood                        | 6,110             | 3,192     | 2,918     | 19,565    | 10,771    | 8,794     | 28,718    | 15,736    | 12,982    | 37,689    | 20,364    | 17,325    |
| Following dissolution of previous marriage | 73,135            | 28,409    | 44,726    | 92,158    | 37,944    | 54,214    | 98,235    | 41,005    | 57,230    | 102,244   | 43,491    | 58,753    |
| Separated (incl. deserted)                 | 8,863             | 4,296     | 4,567     | 32,753    | 14,921    | 17,832    | 55,282    | 25,032    | 30,250    | 79,147    | 33,794    | 45,353    |
| Divorced                                   | 43,713            | 9,660     | 34,053    | 43,048    | 10,314    | 32,734    | 46,189    | 12,906    | 33,283    | 43,762    | 12,135    | 31,627    |
| Widowed                                    | 2,352,781         | 1,181,528 | 1,171,253 | 2,653,774 | 1,332,965 | 1,320,809 | 2,907,473 | 1,471,032 | 1,436,441 | 3,073,269 | 1,528,196 | 1,545,073 |
| Total                                      | 65 years and over |           |           |           |           |           |           |           |           |           |           |           |
| Single                                     | 84,254            | 41,313    | 42,941    | 76,510    | 38,432    | 38,078    | 77,214    | 39,231    | 37,983    | 75,987    | 39,346    | 36,641    |
| Married (first marriage)                   | 176,987           | 103,679   | 73,308    | 201,061   | 114,956   | 86,105    | 226,078   | 127,699   | 98,379    | 279,814   | 154,923   | 124,891   |
| Re-married                                 | 5,629             | 1,572     | 4,057     | 3,855     | 2,427     | 1,428     | 4,107     | 2,558     | 1,549     | 4,451     | 2,750     | 1,701     |
| Following widowhood                        | 531               | 351       | 180       | 1,836     | 1,334     | 502       | 3,077     | 2,163     | 914       | 5,271     | 3,715     | 1,556     |
| Following dissolution of previous marriage | 4,870             | 2,478     | 2,392     | 6,621     | 3,476     | 3,145     | 9,028     | 4,778     | 4,250     | 13,950    | 7,342     | 6,608     |
| Separated (incl. deserted)                 | 924               | 478       | 446       | 2,306     | 1,234     | 1,072     | 4,252     | 2,194     | 2,058     | 8,623     | 4,291     | 4,332     |
| Divorced                                   | 140,687           | 27,381    | 113,306   | 143,812   | 27,296    | 116,516   | 144,170   | 28,472    | 115,698   | 147,297   | 30,947    | 116,350   |
| Widowed                                    | 413,882           | 177,252   | 236,630   | 436,001   | 189,155   | 246,846   | 467,926   | 207,095   | 260,831   | 535,393   | 243,314   | 292,079   |

Table 2A Persons, classified by age group and marital status

| Age group         | Total     | Marital status |           |                   |                        |   |                                  |          |         |
|-------------------|-----------|----------------|-----------|-------------------|------------------------|---|----------------------------------|----------|---------|
|                   |           | Single         | Married   |                   |                        |   | Separated<br>(incl.<br>deserted) | Divorced | Widowed |
|                   |           |                | Total     | First<br>marriage | Re-married             |   |                                  |          |         |
|                   |           |                |           |                   | Following<br>widowhood | Following<br>dissolution<br>of previous<br>marriage |                                  |          |         |
| 0 - 14 years      | 979,590   | 979,590        | -         | -                 | -                      | -   | -                                | -        | -       |
| 15 years          | 57,227    | 57,187         | 37        | 37                | -                      | -   | 3                                | -        | -       |
| 16 years          | 56,005    | 55,971         | 27        | 27                | -                      | -   | 6                                | -        | 1       |
| 17 years          | 55,865    | 55,779         | 77        | 74                | 2                      | 1   | 6                                | 1        | 2       |
| 18 years          | 56,840    | 56,546         | 277       | 274               | 2                      | 1   | 14                               | 1        | 2       |
| 19 years          | 57,082    | 56,623         | 425       | 424               | -                      | 1   | 26                               | 6        | 2       |
| 20 years          | 59,932    | 59,161         | 682       | 675               | 3                      | 4   | 43                               | 9        | 37      |
| 21 years          | 57,930    | 56,751         | 1,061     | 1,058             | 1                      | 2   | 70                               | 14       | 34      |
| 22 years          | 57,647    | 55,986         | 1,492     | 1,483             | 3                      | 6   | 100                              | 27       | 42      |
| 23 years          | 59,459    | 56,794         | 2,456     | 2,442             | 3                      | 11  | 123                              | 37       | 49      |
| 24 years          | 62,263    | 58,277         | 3,664     | 3,647             | 3                      | 14  | 181                              | 84       | 57      |
| 25 years          | 65,242    | 58,831         | 5,974     | 5,942             | 7                      | 25  | 256                              | 115      | 66      |
| 26 years          | 68,086    | 58,849         | 8,656     | 8,612             | 14                     | 30  | 317                              | 194      | 70      |
| 27 years          | 71,791    | 58,626         | 12,334    | 12,271            | 12                     | 51  | 456                              | 296      | 79      |
| 28 years          | 76,766    | 58,348         | 17,474    | 17,390            | 17                     | 67  | 510                              | 377      | 57      |
| 29 years          | 79,237    | 55,669         | 22,189    | 22,069            | 17                     | 103   | 728                              | 523      | 128     |
| 30 years          | 82,614    | 52,961         | 27,945    | 27,729            | 26                     | 190   | 931                              | 596      | 181     |
| 31 years          | 81,733    | 47,197         | 32,457    | 32,204            | 37                     | 216   | 1,146                            | 761      | 172     |
| 32 years          | 78,832    | 40,990         | 35,526    | 35,193            | 46                     | 287   | 1,322                            | 825      | 169     |
| 33 years          | 75,997    | 36,111         | 37,314    | 36,888            | 38                     | 388   | 1,445                            | 961      | 166     |
| 34 years          | 74,769    | 32,155         | 39,730    | 39,273            | 36                     | 421   | 1,625                            | 1,070    | 189     |
| 35 years          | 74,286    | 29,151         | 41,823    | 41,245            | 67                     | 511   | 1,833                            | 1,231    | 248     |
| 36 years          | 73,970    | 27,113         | 43,165    | 42,471            | 73                     | 621   | 2,022                            | 1,379    | 291     |
| 37 years          | 72,536    | 24,396         | 43,885    | 43,087            | 85                     | 713   | 2,423                            | 1,509    | 323     |
| 38 years          | 72,619    | 22,790         | 45,252    | 44,383            | 79                     | 790   | 2,483                            | 1,753    | 341     |
| 39 years          | 70,850    | 20,613         | 45,294    | 44,244            | 92                     | 958   | 2,645                            | 1,928    | 370     |
| 40 years          | 70,347    | 19,231         | 45,638    | 44,420            | 103                    | 1,115   | 2,924                            | 2,168    | 386     |
| 41 years          | 68,490    | 17,542         | 45,143    | 43,800            | 109                    | 1,234   | 3,012                            | 2,340    | 453     |
| 42 years          | 64,732    | 15,182         | 43,479    | 42,092            | 106                    | 1,281   | 3,126                            | 2,514    | 431     |
| 43 years          | 64,164    | 14,442         | 43,244    | 41,748            | 124                    | 1,372   | 3,208                            | 2,753    | 517     |
| 44 years          | 63,079    | 13,415         | 42,710    | 41,164            | 119                    | 1,427   | 3,416                            | 2,920    | 618     |
| 45 years          | 62,698    | 12,721         | 42,826    | 41,225            | 154                    | 1,447   | 3,457                            | 2,974    | 720     |
| 46 years          | 63,180    | 12,337         | 43,184    | 41,553            | 140                    | 1,491   | 3,726                            | 3,136    | 797     |
| 47 years          | 61,369    | 11,224         | 42,239    | 40,571            | 145                    | 1,523   | 3,739                            | 3,320    | 847     |
| 48 years          | 59,782    | 10,106         | 41,509    | 39,712            | 176                    | 1,621   | 3,868                            | 3,396    | 903     |
| 49 years          | 58,156    | 9,763          | 40,360    | 38,549            | 156                    | 1,655   | 3,695                            | 3,269    | 1,069   |
| 50 years          | 58,441    | 9,289          | 40,787    | 38,995            | 171                    | 1,621   | 3,874                            | 3,308    | 1,183   |
| 51 years          | 56,126    | 8,727          | 39,111    | 37,380            | 185                    | 1,546   | 3,756                            | 3,262    | 1,270   |
| 52 years          | 54,054    | 7,870          | 37,895    | 36,285            | 178                    | 1,432   | 3,666                            | 3,196    | 1,427   |
| 53 years          | 53,446    | 7,750          | 37,449    | 35,836            | 193                    | 1,420   | 3,666                            | 3,039    | 1,542   |
| 54 years          | 52,319    | 7,285          | 36,737    | 35,099            | 191                    | 1,447   | 3,702                            | 2,937    | 1,658   |
| 55 years          | 50,731    | 7,013          | 35,673    | 34,141            | 234                    | 1,298   | 3,447                            | 2,816    | 1,782   |
| 56 years          | 50,475    | 6,842          | 35,631    | 34,112            | 218                    | 1,301   | 3,405                            | 2,570    | 2,027   |
| 57 years          | 48,474    | 6,498          | 34,124    | 32,800            | 212                    | 1,112   | 3,283                            | 2,521    | 2,048   |
| 58 years          | 48,640    | 6,270          | 34,617    | 33,214            | 251                    | 1,152   | 3,121                            | 2,251    | 2,381   |
| 59 years          | 46,202    | 5,828          | 32,799    | 31,498            | 222                    | 1,079   | 2,994                            | 2,141    | 2,440   |
| 60 years          | 45,365    | 5,692          | 32,217    | 30,975            | 215                    | 1,027   | 2,815                            | 1,940    | 2,701   |
| 61 years          | 44,765    | 5,639          | 31,545    | 30,324            | 236                    | 985   | 2,618                            | 1,907    | 3,056   |
| 62 years          | 44,100    | 5,458          | 31,080    | 29,896            | 253                    | 931   | 2,590                            | 1,748    | 3,224   |
| 63 years          | 43,124    | 5,215          | 30,563    | 29,406            | 264                    | 893   | 2,349                            | 1,595    | 3,402   |
| 64 years          | 41,432    | 4,834          | 29,292    | 28,155            | 269                    | 868   | 2,073                            | 1,429    | 3,804   |
| 65 years and over | 535,393   | 75,987         | 289,536   | 279,814           | 4,451                  | 5,271   | 13,950                           | 8,623    | 147,297 |
| Total             | 4,588,252 | 2,484,625      | 1,708,604 | 1,655,906         | 9,738                  | 42,960  | 116,194                          | 87,770   | 191,059 |



Table 2B Males, classified by age group and marital status

| Age group         | Total     | Marital status |         |                   |                        |   |                                  |          |         |
|-------------------|-----------|----------------|---------|-------------------|------------------------|---|----------------------------------|----------|---------|
|                   |           | Single         | Married |                   |                        |   | Separated<br>(incl.<br>deserted) | Divorced | Widowed |
|                   |           |                | Total   | First<br>marriage | Re-married             |   |                                  |          |         |
|                   |           |                |         |                   | Following<br>widowhood | Following<br>dissolution<br>of previous<br>marriage |                                  |          |         |
| 0 - 14 years      | 501,189   | 501,189        | -       | -                 | -                      | -   | -                                | -        | -       |
| 15 years          | 29,416    | 29,389         | 26      | 26                | -                      | -   | 1                                | -        | -       |
| 16 years          | 28,577    | 28,558         | 15      | 15                | -                      | -   | 4                                | -        | -       |
| 17 years          | 28,600    | 28,560         | 36      | 34                | 1                      | 1   | 3                                | -        | 1       |
| 18 years          | 29,107    | 29,000         | 101     | 100               | 1                      | -   | 5                                | 1        | -       |
| 19 years          | 28,562    | 28,403         | 145     | 145               | -                      | -   | 11                               | 2        | 1       |
| 20 years          | 30,178    | 29,897         | 238     | 235               | 2                      | 1   | 15                               | 6        | 22      |
| 21 years          | 28,773    | 28,351         | 376     | 374               | -                      | 2   | 25                               | 6        | 15      |
| 22 years          | 28,506    | 27,992         | 438     | 433               | 2                      | 3   | 50                               | 10       | 16      |
| 23 years          | 28,977    | 28,163         | 737     | 731               | -                      | 6   | 46                               | 7        | 24      |
| 24 years          | 30,202    | 28,960         | 1,141   | 1,138             | -                      | 3   | 58                               | 21       | 22      |
| 25 years          | 31,407    | 29,257         | 2,025   | 2,011             | 3                      | 11  | 73                               | 26       | 26      |
| 26 years          | 32,844    | 29,566         | 3,092   | 3,076             | 5                      | 11  | 98                               | 57       | 31      |
| 27 years          | 34,313    | 29,556         | 4,510   | 4,490             | 7                      | 13  | 134                              | 87       | 26      |
| 28 years          | 36,781    | 29,751         | 6,774   | 6,737             | 8                      | 29  | 134                              | 99       | 23      |
| 29 years          | 38,369    | 28,810         | 9,085   | 9,048             | 4                      | 33  | 243                              | 176      | 55      |
| 30 years          | 40,573    | 27,931         | 12,041  | 11,968            | 9                      | 64  | 322                              | 227      | 52      |
| 31 years          | 40,544    | 25,478         | 14,339  | 14,241            | 15                     | 83  | 384                              | 285      | 58      |
| 32 years          | 38,656    | 21,765         | 16,060  | 15,927            | 17                     | 116   | 435                              | 342      | 54      |
| 33 years          | 37,590    | 19,507         | 17,154  | 16,984            | 18                     | 152   | 497                              | 390      | 42      |
| 34 years          | 37,411    | 17,378         | 18,941  | 18,742            | 16                     | 183   | 614                              | 416      | 62      |
| 35 years          | 37,144    | 15,853         | 20,002  | 19,761            | 33                     | 208   | 680                              | 546      | 63      |
| 36 years          | 37,020    | 14,715         | 20,840  | 20,533            | 36                     | 271   | 796                              | 586      | 83      |
| 37 years          | 36,251    | 13,139         | 21,430  | 21,070            | 38                     | 322   | 965                              | 625      | 92      |
| 38 years          | 36,328    | 12,138         | 22,379  | 21,995            | 33                     | 351   | 982                              | 721      | 108     |
| 39 years          | 35,494    | 10,964         | 22,547  | 22,066            | 35                     | 446   | 1,038                            | 830      | 115     |
| 40 years          | 35,375    | 10,451         | 22,738  | 22,177            | 46                     | 515   | 1,195                            | 889      | 102     |
| 41 years          | 34,432    | 9,409          | 22,676  | 22,050            | 39                     | 587   | 1,238                            | 965      | 144     |
| 42 years          | 32,768    | 8,234          | 22,127  | 21,443            | 38                     | 646   | 1,250                            | 1,041    | 116     |
| 43 years          | 32,171    | 7,871          | 21,704  | 20,986            | 45                     | 673   | 1,359                            | 1,096    | 141     |
| 44 years          | 31,584    | 7,303          | 21,548  | 20,739            | 50                     | 759   | 1,366                            | 1,189    | 178     |
| 45 years          | 31,285    | 7,019          | 21,434  | 20,607            | 67                     | 760   | 1,459                            | 1,188    | 185     |
| 46 years          | 31,265    | 6,666          | 21,627  | 20,795            | 66                     | 766   | 1,490                            | 1,264    | 218     |
| 47 years          | 30,383    | 6,153          | 21,049  | 20,139            | 60                     | 850   | 1,551                            | 1,403    | 227     |
| 48 years          | 29,703    | 5,521          | 20,833  | 19,865            | 81                     | 887   | 1,650                            | 1,461    | 238     |
| 49 years          | 28,880    | 5,503          | 20,193  | 19,249            | 70                     | 874   | 1,566                            | 1,346    | 272     |
| 50 years          | 29,167    | 5,263          | 20,481  | 19,520            | 73                     | 888   | 1,695                            | 1,396    | 332     |
| 51 years          | 27,888    | 4,879          | 19,697  | 18,739            | 88                     | 870   | 1,599                            | 1,358    | 355     |
| 52 years          | 27,014    | 4,427          | 19,171  | 18,242            | 74                     | 855   | 1,607                            | 1,422    | 387     |
| 53 years          | 26,489    | 4,317          | 18,844  | 17,956            | 84                     | 804   | 1,596                            | 1,308    | 424     |
| 54 years          | 26,179    | 4,097          | 18,601  | 17,676            | 89                     | 836   | 1,672                            | 1,340    | 469     |
| 55 years          | 25,296    | 3,958          | 17,953  | 17,082            | 110                    | 761   | 1,632                            | 1,244    | 509     |
| 56 years          | 25,094    | 3,891          | 17,919  | 17,043            | 118                    | 758   | 1,575                            | 1,152    | 557     |
| 57 years          | 24,252    | 3,731          | 17,297  | 16,522            | 106                    | 669   | 1,484                            | 1,156    | 584     |
| 58 years          | 24,287    | 3,678          | 17,504  | 16,679            | 123                    | 702   | 1,433                            | 1,038    | 634     |
| 59 years          | 23,192    | 3,462          | 16,639  | 15,887            | 115                    | 637   | 1,452                            | 967      | 672     |
| 60 years          | 22,906    | 3,423          | 16,477  | 15,689            | 116                    | 672   | 1,353                            | 925      | 728     |
| 61 years          | 22,199    | 3,365          | 15,877  | 15,171            | 126                    | 580   | 1,259                            | 879      | 819     |
| 62 years          | 22,127    | 3,291          | 15,847  | 15,113            | 144                    | 590   | 1,253                            | 828      | 908     |
| 63 years          | 21,679    | 3,168          | 15,644  | 14,949            | 146                    | 549   | 1,157                            | 771      | 939     |
| 64 years          | 20,958    | 2,916          | 15,347  | 14,643            | 137                    | 567   | 987                              | 702      | 1,006   |
| 65 years and over | 243,314   | 39,346         | 161,388 | 154,923           | 2,750                  | 3,715   | 7,342                            | 4,291    | 30,947  |
| Total             | 2,272,699 | 1,285,612      | 855,087 | 825,764           | 5,244                  | 24,079  | 50,833                           | 38,085   | 43,082  |

Table 2C Females, classified by age group and marital status

| Age group         | Total     | Marital status |         |                   |                        |   |                                  |          |         |
|-------------------|-----------|----------------|---------|-------------------|------------------------|---|----------------------------------|----------|---------|
|                   |           | Single         | Married |                   |                        |   | Separated<br>(incl.<br>deserted) | Divorced | Widowed |
|                   |           |                | Total   | First<br>marriage | Re-married             |   |                                  |          |         |
|                   |           |                |         |                   | Following<br>widowhood | Following<br>dissolution<br>of previous<br>marriage |                                  |          |         |
| 0 - 14 years      | 478,401   | 478,401        | -       | -                 | -                      | -   | -                                | -        | -       |
| 15 years          | 27,811    | 27,798         | 11      | 11                | -                      | -   | 2                                | -        | -       |
| 16 years          | 27,428    | 27,413         | 12      | 12                | -                      | -   | 2                                | -        | 1       |
| 17 years          | 27,265    | 27,219         | 41      | 40                | 1                      | -   | 3                                | 1        | 1       |
| 18 years          | 27,733    | 27,546         | 176     | 174               | 1                      | 1   | 9                                | -        | 2       |
| 19 years          | 28,520    | 28,220         | 280     | 279               | -                      | 1   | 15                               | 4        | 1       |
| 20 years          | 29,754    | 29,264         | 444     | 440               | 1                      | 3   | 28                               | 3        | 15      |
| 21 years          | 29,157    | 28,400         | 685     | 684               | 1                      | -   | 45                               | 8        | 19      |
| 22 years          | 29,141    | 27,994         | 1,054   | 1,050             | 1                      | 3   | 50                               | 17       | 26      |
| 23 years          | 30,482    | 28,631         | 1,719   | 1,711             | 3                      | 5   | 77                               | 30       | 25      |
| 24 years          | 32,061    | 29,317         | 2,523   | 2,509             | 3                      | 11  | 123                              | 63       | 35      |
| 25 years          | 33,835    | 29,574         | 3,949   | 3,931             | 4                      | 14  | 183                              | 89       | 40      |
| 26 years          | 35,242    | 29,283         | 5,564   | 5,536             | 9                      | 19  | 219                              | 137      | 39      |
| 27 years          | 37,478    | 29,070         | 7,824   | 7,781             | 5                      | 38  | 322                              | 209      | 53      |
| 28 years          | 39,985    | 28,597         | 10,700  | 10,653            | 9                      | 38  | 376                              | 278      | 34      |
| 29 years          | 40,868    | 26,859         | 13,104  | 13,021            | 13                     | 70  | 485                              | 347      | 73      |
| 30 years          | 42,041    | 25,030         | 15,904  | 15,761            | 17                     | 126   | 609                              | 369      | 129     |
| 31 years          | 41,189    | 21,719         | 18,118  | 17,963            | 22                     | 133   | 762                              | 476      | 114     |
| 32 years          | 40,176    | 19,225         | 19,466  | 19,266            | 29                     | 171   | 887                              | 483      | 115     |
| 33 years          | 38,407    | 16,604         | 20,160  | 19,904            | 20                     | 236   | 948                              | 571      | 124     |
| 34 years          | 37,358    | 14,777         | 20,789  | 20,531            | 20                     | 238   | 1,011                            | 654      | 127     |
| 35 years          | 37,142    | 13,298         | 21,821  | 21,484            | 34                     | 303   | 1,153                            | 685      | 185     |
| 36 years          | 36,950    | 12,398         | 22,325  | 21,938            | 37                     | 350   | 1,226                            | 793      | 208     |
| 37 years          | 36,285    | 11,257         | 22,455  | 22,017            | 47                     | 391   | 1,458                            | 884      | 231     |
| 38 years          | 36,291    | 10,652         | 22,873  | 22,388            | 46                     | 439   | 1,501                            | 1,032    | 233     |
| 39 years          | 35,356    | 9,649          | 22,747  | 22,178            | 57                     | 512   | 1,607                            | 1,098    | 255     |
| 40 years          | 34,972    | 8,780          | 22,900  | 22,243            | 57                     | 600   | 1,729                            | 1,279    | 284     |
| 41 years          | 34,058    | 8,133          | 22,467  | 21,750            | 70                     | 647   | 1,774                            | 1,375    | 309     |
| 42 years          | 31,964    | 6,948          | 21,352  | 20,649            | 68                     | 635   | 1,876                            | 1,473    | 315     |
| 43 years          | 31,993    | 6,571          | 21,540  | 20,762            | 79                     | 699   | 1,849                            | 1,657    | 376     |
| 44 years          | 31,495    | 6,112          | 21,162  | 20,425            | 69                     | 668   | 2,050                            | 1,731    | 440     |
| 45 years          | 31,413    | 5,702          | 21,392  | 20,618            | 87                     | 687   | 1,998                            | 1,786    | 535     |
| 46 years          | 31,915    | 5,671          | 21,557  | 20,758            | 74                     | 725   | 2,236                            | 1,872    | 579     |
| 47 years          | 30,986    | 5,071          | 21,190  | 20,432            | 85                     | 673   | 2,188                            | 1,917    | 620     |
| 48 years          | 30,079    | 4,585          | 20,676  | 19,847            | 95                     | 734   | 2,218                            | 1,935    | 665     |
| 49 years          | 29,276    | 4,260          | 20,167  | 19,300            | 86                     | 781   | 2,129                            | 1,923    | 797     |
| 50 years          | 29,274    | 4,026          | 20,306  | 19,475            | 98                     | 733   | 2,179                            | 1,912    | 851     |
| 51 years          | 28,238    | 3,848          | 19,414  | 18,641            | 97                     | 676   | 2,157                            | 1,904    | 915     |
| 52 years          | 27,040    | 3,443          | 18,724  | 18,043            | 104                    | 577   | 2,059                            | 1,774    | 1,040   |
| 53 years          | 26,957    | 3,433          | 18,605  | 17,880            | 109                    | 616   | 2,070                            | 1,731    | 1,118   |
| 54 years          | 26,140    | 3,188          | 18,136  | 17,423            | 102                    | 611   | 2,030                            | 1,597    | 1,189   |
| 55 years          | 25,435    | 3,055          | 17,720  | 17,059            | 124                    | 537   | 1,815                            | 1,572    | 1,273   |
| 56 years          | 25,381    | 2,951          | 17,712  | 17,069            | 100                    | 543   | 1,830                            | 1,418    | 1,470   |
| 57 years          | 24,222    | 2,767          | 16,827  | 16,278            | 106                    | 443   | 1,799                            | 1,365    | 1,464   |
| 58 years          | 24,353    | 2,592          | 17,113  | 16,535            | 128                    | 450   | 1,688                            | 1,213    | 1,747   |
| 59 years          | 23,010    | 2,366          | 16,160  | 15,611            | 107                    | 442   | 1,542                            | 1,174    | 1,768   |
| 60 years          | 22,459    | 2,269          | 15,740  | 15,286            | 99                     | 355   | 1,462                            | 1,015    | 1,973   |
| 61 years          | 22,566    | 2,274          | 15,668  | 15,153            | 110                    | 405   | 1,359                            | 1,028    | 2,237   |
| 62 years          | 21,973    | 2,167          | 15,233  | 14,783            | 109                    | 341   | 1,337                            | 920      | 2,316   |
| 63 years          | 21,445    | 2,047          | 14,919  | 14,457            | 118                    | 344   | 1,192                            | 824      | 2,463   |
| 64 years          | 20,474    | 1,918          | 13,945  | 13,512            | 132                    | 301   | 1,086                            | 727      | 2,798   |
| 65 years and over | 292,079   | 36,641         | 128,148 | 124,891           | 1,701                  | 1,556   | 6,608                            | 4,332    | 116,350 |
| Total             | 2,315,553 | 1,199,013      | 853,517 | 830,142           | 4,494                  | 18,881  | 65,361                           | 49,685   | 147,977 |

**Table 3 Persons aged 15 years and over, classified by marital status, age group, area type, social class, principal economic status, type of accommodation, nature of occupancy, relationship to the head of the household, level of education whether or not they have lived abroad**

| Demographic and<br>Socio-economic characteristics                   | Total     | Marital status |           |                          |         |
|---|-----------|----------------|-----------|--------------------------|---------|
|   |           | Single         | Married   | Separated /<br>Divorced* | Widowed |
| Total   | 3,608,662 | 1,505,035      | 1,708,604 | 203,964                  | 191,059 |
| Age group   |           |                |           |                          |         |
| 15 - 19 years   | 283,019   | 282,106        | 843       | 63                       | 7       |
| 20 - 34 years   | 1,052,298 | 786,706        | 248,954   | 15,142                   | 1,496   |
| 35 - 49 years   | 1,000,258 | 260,026        | 649,751   | 82,167                   | 8,314   |
| 50 - 64 years   | 737,694   | 100,210        | 519,520   | 84,019                   | 33,945  |
| 65 years and over   | 535,393   | 75,987         | 289,536   | 22,573                   | 147,297 |
| Area type and towns   |           |                |           |                          |         |
| Aggregate town area   | 2,261,130 | 1,023,031      | 983,439   | 142,391                  | 112,269 |
| Dublin City and suburbs   | 904,092   | 433,691        | 374,707   | 51,189                   | 44,505  |
| Cork City and suburbs   | 162,674   | 76,524         | 68,770    | 8,825                    | 8,555   |
| Limerick City and suburbs   | 74,277    | 36,490         | 29,552    | 4,517                    | 3,718   |
| Galway City and suburbs   | 64,012    | 35,217         | 23,019    | 3,324                    | 2,452   |
| Waterford City and suburbs  | 40,984    | 18,301         | 17,493    | 2,836                    | 2,354   |
| Towns 10,000 population and over                                    | 565,153   | 239,257        | 259,726   | 39,625                   | 26,545  |
| Towns 5,000 - 9,999 population                                      | 226,962   | 92,371         | 106,929   | 16,225                   | 11,437  |
| Towns 3,000 - 4,999 population                                      | 92,027    | 37,764         | 42,686    | 6,523                    | 5,054   |
| Towns 1,500 - 2,999 population                                      | 130,949   | 53,416         | 60,557    | 9,327                    | 7,649   |
| Aggregate rural area  | 1,347,532 | 482,004        | 725,165   | 61,573                   | 78,790  |
| Social class  |           |                |           |                          |         |
| 1. Professional workers   | 234,930   | 96,210         | 126,608   | 7,707                    | 4,405   |
| 2. Managerial and technical   | 934,293   | 353,692        | 506,147   | 42,738                   | 31,716  |
| 3. Non-manual   | 634,883   | 275,543        | 297,959   | 34,282                   | 27,099  |
| 4. Skilled manual   | 575,768   | 218,520        | 305,662   | 31,682                   | 19,904  |
| 5. Semi-skilled   | 412,022   | 162,901        | 203,656   | 26,680                   | 18,785  |
| 6. Unskilled  | 148,155   | 58,401         | 68,617    | 10,443                   | 10,694  |
| 7. All other gainfully occupied and unknown                         | 668,611   | 339,768        | 199,955   | 50,432                   | 78,456  |
| Principal economic status   |           |                |           |                          |         |
| At work   | 1,807,360 | 696,893        | 979,289   | 105,321                  | 25,857  |
| Looking for first regular job                                       | 34,166    | 28,278         | 4,828     | 925                      | 135     |
| Unemployed having lost or given up previous job                     | 390,677   | 208,894        | 142,718   | 33,824                   | 5,241   |
| Student   | 408,838   | 389,618        | 15,462    | 3,305                    | 453     |
| Looking after home/family   | 339,918   | 46,856         | 241,730   | 17,035                   | 34,297  |
| Retired   | 457,394   | 69,322         | 251,775   | 23,426                   | 112,871 |
| Unable to work due to permanent sickness or disability              | 156,993   | 58,349         | 68,320    | 19,320                   | 11,004  |
| Other   | 13,316    | 6,825          | 4,482     | 808                      | 1,201   |
| Type of accommodation   |           |                |           |                          |         |
| Detached house  | 1,588,258 | 544,185        | 893,959   | 66,186                   | 83,928  |
| Semi-detached house   | 973,655   | 404,546        | 462,728   | 61,984                   | 44,397  |
| Terraced house  | 568,320   | 270,061        | 221,048   | 41,724                   | 35,487  |
| Flat or apartment in a purpose-built block                          | 258,912   | 169,414        | 64,018    | 19,713                   | 5,767   |
| Flat or apartment in part of converted house or commercial building | 43,407    | 28,269         | 9,601     | 4,226                    | 1,311   |
| Other   | 15,535    | 8,698          | 4,178     | 2,132                    | 527     |
| Not stated  | 160,575   | 79,862         | 53,072    | 7,999                    | 19,642  |

\* Including deserted

**Table 3 (contd.) Persons aged 15 years and over, classified by marital status, age group, area type, social class, principal economic status, type of accommodation, nature of occupancy, relationship to the head of the household, level of education whether or not they have lived abroad**

| Demographic and<br>Socio-economic characteristics                 | Total     | Marital status |           |                          |         |
|---|-----------|----------------|-----------|--------------------------|---------|
|   |           | Single         | Married   | Separated /<br>Divorced* | Widowed |
| Nature of occupancy   |           |                |           |                          |         |
| Own with loan or mortgage (incl. Local Authority purchase scheme) | 1,310,417 | 471,613        | 757,017   | 63,352                   | 18,435  |
| Own outright  | 1,221,671 | 409,891        | 635,314   | 48,961                   | 127,505 |
| Renting   | 922,448   | 547,727        | 265,173   | 84,492                   | 25,056  |
| Renting from  |           |                |           |                          |         |
| Private landlord  | 605,446   | 368,469        | 181,225   | 48,564                   | 7,188   |
| Local Authority   | 249,128   | 141,287        | 65,556    | 29,530                   | 12,755  |
| Voluntary/Co-operative housing body                               | 25,454    | 15,196         | 5,522     | 3,293                    | 1,443   |
| Live here rent free from  |           |                |           |                          |         |
| Private landlord  | 15,426    | 7,963          | 4,865     | 1,202                    | 1,396   |
| Local Authority   | 1,078     | 608            | 320       | 74                       | 76      |
| Voluntary/Co-operative housing body                               | 1,554     | 928            | 413       | 94                       | 119     |
| Landlord not stated   | 24,362    | 13,276         | 7,272     | 1,735                    | 2,079   |
| Not stated  | 154,126   | 75,804         | 51,100    | 7,159                    | 20,063  |
| Relationship  |           |                |           |                          |         |
| Child   | 597,906   | 597,906        | -         | -                        | -       |
| Partner/Parent  | 2,104,208 | 324,811        | 1,622,400 | 102,339                  | 54,658  |
| Other (incl. not stated)  | 906,548   | 582,318        | 86,204    | 101,625                  | 136,401 |
| Level of education  |           |                |           |                          |         |
| Full-time education ceased  | 3,003,490 | 1,012,508      | 1,617,512 | 187,621                  | 185,849 |
| Primary (incl. no formal education/training)                      | 456,896   | 105,836        | 239,021   | 32,860                   | 79,179  |
| Lower secondary   | 499,489   | 143,001        | 284,386   | 38,349                   | 33,753  |
| Upper secondary   | 1,032,120 | 376,844        | 550,185   | 65,890                   | 39,201  |
| Third level   |           |                |           |                          |         |
| Non-degree  | 135,122   | 43,358         | 78,867    | 9,388                    | 3,509   |
| Degree or higher  | 739,992   | 292,960        | 401,333   | 32,336                   | 13,363  |
| Not stated  | 139,871   | 50,509         | 63,720    | 8,798                    | 16,844  |
| Full-time education not ceased                                    | 605,172   | 492,527        | 91,092    | 16,343                   | 5,210   |
| Usually resident in Ireland (Republic) but have lived abroad      |           |                |           |                          |         |
| Total usually resident in Ireland (Republic)                      | 3,551,289 | 1,476,059      | 1,685,884 | 200,381                  | 188,965 |
| Lived outside Ireland (Republic) for a year or more               |           |                |           |                          |         |
| Yes   |           |                |           |                          |         |
| Irish nationality   | 508,220   | 171,380        | 271,631   | 36,826                   | 28,383  |
| Other nationality (incl. not stated)                              | 319,377   | 130,826        | 157,908   | 24,599                   | 6,044   |
| No  |           |                |           |                          |         |
| Irish nationality   | 2,471,934 | 1,066,820      | 1,143,000 | 120,936                  | 141,178 |
| Other nationality (incl. not stated)                              | 132,739   | 54,190         | 64,049    | 11,249                   | 3,251   |
| Not stated  |           |                |           |                          |         |
| Irish nationality   | 69,091    | 27,892         | 29,425    | 4,249                    | 7,525   |
| Other nationality (incl. not stated)                              | 49,928    | 24,951         | 19,871    | 2,522                    | 2,584   |
| Total usually resident elsewhere                                  | 57,373    | 28,976         | 22,720    | 3,583                    | 2,094   |

\* Including deserted

**Table 4 Persons, males and females aged 15 years and over, either separated (incl. deserted) or divorced, classified by age group, number of children in household, household composition, nature of occupancy and type of accommodation and principal economic status, 2006 and 2011**

| Demographic and<br>Socio-economic characteristics                   | Persons |         | Males  |        | Females |         |
|---|---------|---------|--------|--------|---------|---------|
|   | 2006    | 2011    | 2006   | 2011   | 2006    | 2011    |
| Total   | 166,797 | 203,964 | 73,009 | 88,918 | 93,788  | 115,046 |
| Age group   |         |         |        |        |         |         |
| 15 - 24 years   | 824     | 751     | 274    | 271    | 550     | 480     |
| 25 - 34 years   | 14,369  | 14,454  | 5,343  | 5,039  | 9,026   | 9,415   |
| 35 - 44 years   | 47,817  | 47,587  | 19,345 | 19,357 | 28,472  | 28,230  |
| 45 - 54 years   | 56,385  | 68,986  | 24,738 | 29,371 | 31,647  | 39,615  |
| 55 - 64 years   | 34,122  | 49,613  | 16,337 | 23,247 | 17,785  | 26,366  |
| 65 years and over   | 13,280  | 22,573  | 6,972  | 11,633 | 6,308   | 10,940  |
| Number of children in household                                     |         |         |        |        |         |         |
| 0   | 95,239  | 120,505 | 55,942 | 69,290 | 39,297  | 51,215  |
| 1   | 31,046  | 38,566  | 8,913  | 10,838 | 22,133  | 27,728  |
| 2   | 23,880  | 27,530  | 5,189  | 5,754  | 18,691  | 21,776  |
| 3   | 10,856  | 11,795  | 2,010  | 2,119  | 8,846   | 9,676   |
| 4 or more   | 5,776   | 5,568   | 955    | 917    | 4,821   | 4,651   |
| Household composition   |         |         |        |        |         |         |
| One family household  | 92,636  | 108,414 | 30,680 | 35,159 | 61,956  | 73,255  |
| Two or more family household  | 3,341   | 3,372   | 773    | 821    | 2,568   | 2,551   |
| Other (incl. not stated)  | 70,820  | 92,178  | 41,556 | 52,938 | 29,264  | 39,240  |
| Type of accommodation   |         |         |        |        |         |         |
| Renting   |         |         |        |        |         |         |
| Detached house  | 9,600   | 15,794  | 4,586  | 7,363  | 5,014   | 8,431   |
| Semi-detached house   | 16,681  | 26,005  | 6,482  | 10,146 | 10,199  | 15,859  |
| Terraced house  | 15,207  | 20,377  | 5,646  | 8,283  | 9,561   | 12,094  |
| Flat or apartment in a purpose-built block                          | 9,954   | 15,504  | 5,654  | 8,589  | 4,300   | 6,915   |
| Flat or apartment in part of converted house or commercial building | 3,491   | 3,762   | 2,217  | 2,371  | 1,274   | 1,391   |
| Other   | 1,744   | 1,438   | 1,228  | 1,048  | 516     | 390     |
| Not stated  | 1,094   | 1,612   | 433    | 621    | 661     | 991     |
| Not renting (incl. not stated)                                      |         |         |        |        |         |         |
| Detached house  | 41,659  | 50,392  | 18,957 | 22,564 | 22,702  | 27,828  |
| Semi-detached house   | 32,821  | 35,979  | 12,194 | 12,955 | 20,627  | 23,024  |
| Terraced house  | 21,109  | 21,347  | 8,418  | 8,619  | 12,691  | 12,728  |
| Flat or apartment in a purpose-built block                          | 3,983   | 4,209   | 2,098  | 2,222  | 1,885   | 1,987   |
| Flat or apartment in part of converted house or commercial building | 812     | 464     | 481    | 282    | 331     | 182     |
| Other   | 1,216   | 694     | 824    | 483    | 392     | 211     |
| Not stated  | 7,426   | 6,387   | 3,791  | 3,372  | 3,635   | 3,015   |
| Principal economic status   |         |         |        |        |         |         |
| At work   | 102,945 | 105,321 | 49,012 | 45,276 | 53,933  | 60,045  |
| Looking for first regular job                                       | 931     | 925     | 346    | 370    | 585     | 555     |
| Unemployed having lost or given up previous job                     | 13,414  | 33,824  | 6,888  | 19,386 | 6,526   | 14,438  |
| Student   | 1,670   | 3,305   | 373    | 1,005  | 1,297   | 2,300   |
| Looking after home/family   | 17,529  | 17,035  | 994    | 1,091  | 16,535  | 15,944  |
| Retired   | 15,075  | 23,426  | 8,501  | 12,613 | 6,574   | 10,813  |
| Unable to work due to permanent sickness or disability              | 14,481  | 19,320  | 6,612  | 8,834  | 7,869   | 10,486  |
| Other   | 752     | 808     | 283    | 343    | 469     | 465     |

**Table 5 Number of family units in private households, classified by number of children, age group of the eldest child and the average number of children in the family unit**

| Type of family unit and age group of eldest child | Total     | Number of children in family units |         |         |         |        |        |       | Total children | Average number of children in the family unit |           |           |     |
|---|-----------|------------------------------------|---------|---------|---------|--------|--------|-------|----------------|---|-----------|-----------|-----|
|   |           | 0                                  | 1       | 2       | 3       | 4      | 5      | 6     |                |   | 7 or more |           |     |
| Husband and wife without children                 | 261,652   | -                                  | -       | -       | -       | -      | -      | -     | -              | -   | -         | -         | -   |
| Cohabiting couple without children                | 83,292    | 83,292                             | -       | -       | -       | -      | -      | -     | -              | -   | -         | -         | -   |
| Husband and wife with children                    |           |                                    |         |         |         |        |        |       |                |   |           |           |     |
| Age group of eldest child                         |           |                                    |         |         |         |        |        |       |                |   |           |           |     |
| 0 - 4 years                                       | 88,047    | -                                  | 52,109  | 31,787  | 3,984   | 151    | 16     | -     | -              | -   | -         | 128,319   | 1.5 |
| 5 - 9 years                                       | 89,554    | -                                  | 14,772  | 43,555  | 24,943  | 5,499  | 678    | 91    | -              | -   | -         | 202,757   | 2.3 |
| 10 - 14 years                                     | 89,368    | -                                  | 13,191  | 36,323  | 27,084  | 9,986  | 2,116  | 476   | -              | -   | -         | 221,897   | 2.5 |
| 15 years and over                                 | 291,713   | -                                  | 103,899 | 96,522  | 59,481  | 22,667 | 6,252  | 1,891 | -              | -   | -         | 616,341   | 2.1 |
| Total   | 558,682   | -                                  | 183,971 | 208,187 | 115,492 | 38,303 | 9,062  | 2,458 | -              | -   | -         | 1,169,314 | 2.1 |
| Cohabiting couple with children                   |           |                                    |         |         |         |        |        |       |                |   |           |           |     |
| Age group of eldest child                         |           |                                    |         |         |         |        |        |       |                |   |           |           |     |
| 0 - 4 years                                       | 25,506    | -                                  | 19,886  | 5,158   | 440     | 20     | 2      | -     | -              | -   | -         | 31,612    | 1.2 |
| 5 - 9 years                                       | 13,473    | -                                  | 4,490   | 6,418   | 2,049   | 419    | 71     | 21    | -              | -   | -         | 25,666    | 1.9 |
| 10 - 14 years                                     | 10,026    | -                                  | 2,674   | 3,936   | 2,293   | 806    | 227    | 67    | -              | -   | -         | 22,358    | 2.2 |
| 15 years and over                                 | 11,264    | -                                  | 3,810   | 3,668   | 2,220   | 987    | 354    | 132   | -              | -   | -         | 25,029    | 2.2 |
| Total   | 60,269    | -                                  | 30,860  | 19,180  | 7,002   | 2,232  | 654    | 220   | -              | -   | -         | 104,665   | 1.7 |
| Lone mother with children                         |           |                                    |         |         |         |        |        |       |                |   |           |           |     |
| Age group of eldest child                         |           |                                    |         |         |         |        |        |       |                |   |           |           |     |
| 0 - 4 years                                       | 26,361    | -                                  | 22,489  | 3,572   | 285     | 14     | 1      | -     | -              | -   | -         | 30,549    | 1.2 |
| 5 - 9 years                                       | 28,051    | -                                  | 15,588  | 9,279   | 2,594   | 499    | 80     | 11    | -              | -   | -         | 44,390    | 1.6 |
| 10 - 14 years                                     | 29,064    | -                                  | 12,473  | 10,318  | 4,413   | 1,384  | 364    | 89    | -              | -   | -         | 54,408    | 1.9 |
| 15 years and over                                 | 102,808   | -                                  | 55,489  | 28,400  | 12,319  | 4,482  | 1,471  | 428   | -              | -   | -         | 178,762   | 1.7 |
| Total   | 186,284   | -                                  | 106,039 | 51,569  | 19,611  | 6,379  | 1,916  | 528   | -              | -   | -         | 308,109   | 1.7 |
| Lone father with children                         |           |                                    |         |         |         |        |        |       |                |   |           |           |     |
| Age group of eldest child                         |           |                                    |         |         |         |        |        |       |                |   |           |           |     |
| 0 - 4 years                                       | 1,406     | -                                  | 1,210   | 179     | 15      | 2      | -      | -     | -              | -   | -         | 1,621     | 1.2 |
| 5 - 9 years                                       | 1,925     | -                                  | 1,192   | 544     | 156     | 31     | 2      | -     | -              | -   | -         | 2,882     | 1.5 |
| 10 - 14 years                                     | 2,805     | -                                  | 1,510   | 872     | 301     | 92     | 24     | 4     | -              | -   | -         | 4,683     | 1.7 |
| 15 years and over                                 | 22,895    | -                                  | 14,814  | 5,421   | 1,893   | 563    | 143    | 43    | -              | -   | -         | 34,701    | 1.5 |
| Total   | 29,031    | -                                  | 18,726  | 7,016   | 2,365   | 688    | 169    | 47    | -              | -   | -         | 43,887    | 1.5 |
| Total family units                                | 1,179,210 | 344,944                            | 339,596 | 285,952 | 144,470 | 47,602 | 11,801 | 3,253 | 1,592          | 1,625,975                                     | 1.4       |           |     |

**Table 6 Number of family units in private households, classified by family cycle and age group of the youngest child in the family unit**

| Type of family unit<br>and age group of youngest child | Total     | Family cycle |            |         |            |              |                |            |         |   |   |
|--|-----------|--------------|------------|---------|------------|--------------|----------------|------------|---------|---|---|
|  |           | Pre-family   | Empty nest | Retired | Pre-school | Early school | Pre-adolescent | Adolescent | Adult   |   |   |
| Husband and wife without children                      | 261,652   | 60,378       | 108,477    | 92,797  | -          | -            | -              | -          | -       | - | - |
| Cohabiting couple without children                     | 83,292    | 71,499       | 10,462     | 1,331   | -          | -            | -              | -          | -       | - | - |
| Husband and wife with children                         |           |              |            |         |            |              |                |            |         |   |   |
| Age group of youngest child                            |           |              |            |         |            |              |                |            |         |   |   |
| 0 - 4 years  | 180,467   | -            | -          | -       | 88,047     | 58,660       | 24,084         | 7,913      | 1,763   |   |   |
| 5 - 9 years  | 94,016    | -            | -          | -       | -          | 30,894       | 39,234         | 18,051     | 5,837   |   |   |
| 10 - 14 years  | 82,700    | -            | -          | -       | -          | -            | 26,050         | 36,689     | 19,961  |   |   |
| 15 years and over                                      | 201,499   | -            | -          | -       | -          | -            | -              | 32,313     | 169,186 |   |   |
| Total  | 558,682   | -            | -          | -       | 88,047     | 89,554       | 89,368         | 94,966     | 196,747 |   |   |
| Cohabiting couple with children                        |           |              |            |         |            |              |                |            |         |   |   |
| Age group of youngest child                            |           |              |            |         |            |              |                |            |         |   |   |
| 0 - 4 years  | 38,994    | -            | -          | -       | 25,506     | 7,759        | 3,976          | 1,484      | 269     |   |   |
| 5 - 9 years  | 10,060    | -            | -          | -       | -          | 5,714        | 2,623          | 1,312      | 411     |   |   |
| 10 - 14 years  | 5,498     | -            | -          | -       | -          | -            | 3,427          | 1,445      | 626     |   |   |
| 15 years and over                                      | 5,717     | -            | -          | -       | -          | -            | -              | 2,257      | 3,460   |   |   |
| Total  | 60,269    | -            | -          | -       | 25,506     | 13,473       | 10,026         | 6,498      | 4,766   |   |   |
| Lone mother with children                              |           |              |            |         |            |              |                |            |         |   |   |
| Age group of youngest child                            |           |              |            |         |            |              |                |            |         |   |   |
| 0 - 4 years  | 44,491    | -            | -          | -       | 26,361     | 9,196        | 5,696          | 2,558      | 680     |   |   |
| 5 - 9 years  | 33,083    | -            | -          | -       | -          | 18,855       | 7,817          | 4,694      | 1,717   |   |   |
| 10 - 14 years  | 27,504    | -            | -          | -       | -          | -            | 15,551         | 7,710      | 4,243   |   |   |
| 15 years and over                                      | 81,206    | -            | -          | -       | -          | -            | -              | 14,318     | 66,888  |   |   |
| Total  | 186,284   | -            | -          | -       | 26,361     | 28,051       | 29,064         | 29,280     | 73,528  |   |   |
| Lone father with children                              |           |              |            |         |            |              |                |            |         |   |   |
| Age group of youngest child                            |           |              |            |         |            |              |                |            |         |   |   |
| 0 - 4 years  | 2,189     | -            | -          | -       | 1,406      | 418          | 214            | 81         | 70      |   |   |
| 5 - 9 years  | 2,602     | -            | -          | -       | -          | 1,507        | 667            | 322        | 106     |   |   |
| 10 - 14 years  | 3,487     | -            | -          | -       | -          | -            | 1,924          | 1,011      | 552     |   |   |
| 15 years and over                                      | 20,753    | -            | -          | -       | -          | -            | -              | 3,060      | 17,693  |   |   |
| Total  | 29,031    | -            | -          | -       | 1,406      | 1,925        | 2,805          | 4,474      | 18,421  |   |   |
| Total family units                                     | 1,179,210 | 131,877      | 118,939    | 94,128  | 141,320    | 133,003      | 131,263        | 135,218    | 293,462 |   |   |

**Table 7** Number of family units in private households with couples with and without children, classified by number of children in the household, area type, marital status, household composition, nature of occupancy and type of accommodation, social class and principal economic status

| Demographic and Socio-economic characteristics         | Total   |               |                  | Married couple |               |                  | Cohabiting couple |               |                  |
|--|---------|---------------|------------------|----------------|---------------|------------------|-------------------|---------------|------------------|
|  | Total   | With children | Without children | Total          | With children | Without children | Total             | With children | Without children |
| Total  | 963,895 | 618,951       | 344,944          | 820,334        | 558,682       | 261,652          | 143,561           | 60,269        | 83,292           |
| Number of children in household                        |         |               |                  |                |               |                  |                   |               |                  |
| 0  | 344,944 | -             | 344,944          | 261,652        | -             | 261,652          | 83,292            | -             | 83,292           |
| 1  | 214,831 | 214,831       | -                | 183,971        | 183,971       | -                | 30,860            | 30,860        | -                |
| 2  | 227,367 | 227,367       | -                | 208,187        | 208,187       | -                | 19,180            | 19,180        | -                |
| 3  | 122,494 | 122,494       | -                | 115,492        | 115,492       | -                | 7,002             | 7,002         | -                |
| 4 or more  | 54,259  | 54,259        | -                | 51,032         | 51,032        | -                | 3,227             | 3,227         | -                |
| Area type  |         |               |                  |                |               |                  |                   |               |                  |
| Aggregate town area                                    | 571,217 | 352,632       | 218,585          | 465,925        | 310,983       | 154,942          | 105,292           | 41,649        | 63,643           |
| Aggregate rural area                                   | 392,678 | 266,319       | 126,359          | 354,409        | 247,699       | 106,710          | 38,269            | 18,620        | 19,649           |
| Marital status   |         |               |                  |                |               |                  |                   |               |                  |
| Single   | 121,354 | 48,911        | 72,443           | 633            | 376           | 257              | 120,721           | 48,535        | 72,186           |
| Married  | 821,619 | 559,545       | 262,074          | 819,413        | 558,147       | 261,266          | 2,206             | 1,398         | 808              |
| Separated (incl. deserted)                             | 8,979   | 4,657         | 4,322            | 171            | 114           | 57               | 8,808             | 4,543         | 4,265            |
| Divorced   | 10,368  | 5,235         | 5,133            | 55             | 22            | 33               | 10,313            | 5,213         | 5,100            |
| Widowed  | 1,575   | 603           | 972              | 62             | 23            | 39               | 1,513             | 580           | 933              |
| Household composition                                  |         |               |                  |                |               |                  |                   |               |                  |
| One family household                                   | 943,283 | 608,329       | 334,954          | 802,336        | 549,166       | 253,170          | 140,947           | 59,163        | 81,784           |
| Two or more family household                           | 20,612  | 10,622        | 9,990            | 17,998         | 9,516         | 8,482            | 2,614             | 1,106         | 1,508            |
| Type of accommodation                                  |         |               |                  |                |               |                  |                   |               |                  |
| Renting  | 193,857 | 113,740       | 80,117           | 120,530        | 84,682        | 35,848           | 73,327            | 29,058        | 44,269           |
| House  | 141,807 | 93,873        | 47,934           | 93,134         | 69,387        | 23,747           | 48,673            | 24,486        | 24,187           |
| Flat (incl. bed-sit)                                   | 47,569  | 16,895        | 30,674           | 24,238         | 13,021        | 11,217           | 23,331            | 3,874         | 19,457           |
| Other (incl. not stated)                               | 4,481   | 2,972         | 1,509            | 3,158          | 2,274         | 884              | 1,323             | 698           | 625              |
| Not renting (incl. not stated)                         | 770,038 | 505,211       | 264,827          | 699,804        | 474,000       | 225,804          | 70,234            | 31,211        | 39,023           |
| House  | 747,831 | 495,429       | 252,402          | 684,840        | 465,950       | 218,890          | 62,991            | 29,479        | 33,512           |
| Flat (incl. bed-sit)                                   | 15,645  | 5,670         | 9,975            | 9,563          | 4,522         | 5,041            | 6,082             | 1,148         | 4,934            |
| Other (incl. not stated)                               | 6,562   | 4,112         | 2,450            | 5,401          | 3,528         | 1,873            | 1,161             | 584           | 577              |
| Social class   |         |               |                  |                |               |                  |                   |               |                  |
| 1. Professional workers                                | 78,013  | 50,751        | 27,262           | 68,130         | 48,447        | 19,683           | 9,883             | 2,304         | 7,579            |
| 2. Managerial and technical                            | 285,488 | 183,787       | 101,701          | 245,557        | 171,416       | 74,141           | 39,931            | 12,371        | 27,560           |
| 3. Non-manual  | 149,499 | 94,706        | 54,793           | 120,737        | 83,624        | 37,113           | 28,762            | 11,082        | 17,680           |
| 4. Skilled manual                                      | 197,746 | 133,566       | 64,180           | 170,903        | 119,374       | 51,529           | 26,843            | 14,192        | 12,651           |
| 5. Semi-skilled  | 118,118 | 77,972        | 40,146           | 99,148         | 68,887        | 30,261           | 18,970            | 9,085         | 9,885            |
| 6. Unskilled   | 38,425  | 24,203        | 14,222           | 32,751         | 20,991        | 11,760           | 5,674             | 3,212         | 2,462            |
| 7. All other gainfully occupied and unknown            | 93,034  | 50,970        | 42,064           | 79,676         | 43,039        | 36,637           | 13,358            | 7,931         | 5,427            |
| Not stated   | 3,572   | 2,996         | 576              | 3,432          | 2,904         | 528              | 140               | 92            | 48               |
| Principal economic status                              |         |               |                  |                |               |                  |                   |               |                  |
| At work  | 613,012 | 428,951       | 184,061          | 509,084        | 392,168       | 116,916          | 103,928           | 36,783        | 67,145           |
| Looking for first regular job                          | 2,762   | 1,877         | 885              | 1,875          | 1,466         | 409              | 887               | 411           | 476              |
| Unemployed having lost or given up previous job        | 95,595  | 71,214        | 24,381           | 75,405         | 58,840        | 16,565           | 20,190            | 12,374        | 7,816            |
| Student  | 10,673  | 5,674         | 4,999            | 6,208          | 4,426         | 1,782            | 4,465             | 1,248         | 3,217            |
| Looking after home/family                              | 54,857  | 44,757        | 10,100           | 47,100         | 37,676        | 9,424            | 7,757             | 7,081         | 676              |
| Retired  | 146,339 | 41,049        | 105,290          | 143,727        | 40,609        | 103,118          | 2,612             | 440           | 2,172            |
| Unable to work due to permanent sickness or disability | 35,472  | 21,341        | 14,131           | 32,112         | 19,634        | 12,478           | 3,360             | 1,707         | 1,653            |
| Other  | 1,613   | 1,092         | 521              | 1,391          | 959           | 432              | 222               | 133           | 89               |
| Not stated   | 3,572   | 2,996         | 576              | 3,432          | 2,904         | 528              | 140               | 92            | 48               |



**Table 8** Number of family units in private households with lone parents with children, classified by number of children, age group, marital status, household composition, nature of occupancy and type of accommodation, social class and principal economic status

| Demographic and Socio-economic characteristics         | Lone fathers |         |            |                    | Lone mothers |         |            |                    |
|--|--------------|---------|------------|--------------------|--------------|---------|------------|--------------------|
|  | Total        | 1 child | 2 children | 3 or more children | Total        | 1 child | 2 children | 3 or more children |
| Total  | 29,031       | 18,726  | 7,016      | 3,289              | 186,284      | 106,039 | 51,569     | 28,676             |
| Age group  |              |         |            |                    |              |         |            |                    |
| 15 - 19 years  | 39           | 35      | 3          | 1                  | 1,491        | 1,414   | 69         | 8                  |
| 20 - 34 years  | 2,150        | 1,562   | 443        | 145                | 54,422       | 33,474  | 14,517     | 6,431              |
| 35 - 49 years  | 8,113        | 4,265   | 2,404      | 1,444              | 65,262       | 26,703  | 22,058     | 16,501             |
| 50 - 64 years  | 10,860       | 6,610   | 2,880      | 1,370              | 36,324       | 21,339  | 10,327     | 4,658              |
| 65 years and over                                      | 7,869        | 6,254   | 1,286      | 329                | 28,785       | 23,109  | 4,598      | 1,078              |
| Marital status   |              |         |            |                    |              |         |            |                    |
| Single   | 4,744        | 3,456   | 936        | 352                | 82,122       | 50,141  | 21,357     | 10,624             |
| Married  | 2,253        | 1,377   | 533        | 343                | 6,773        | 2,976   | 2,118      | 1,679              |
| Separated (incl. deserted)                             | 6,704        | 3,843   | 1,899      | 962                | 36,159       | 14,241  | 12,657     | 9,261              |
| Divorced   | 3,521        | 2,372   | 842        | 307                | 19,818       | 10,044  | 6,597      | 3,177              |
| Widowed  | 11,809       | 7,678   | 2,806      | 1,325              | 41,412       | 28,637  | 8,840      | 3,935              |
| Household composition                                  |              |         |            |                    |              |         |            |                    |
| One family household                                   | 27,483       | 17,515  | 6,762      | 3,206              | 170,454      | 93,558  | 49,001     | 27,895             |
| Two or more family household                           | 1,548        | 1,211   | 254        | 83                 | 15,830       | 12,481  | 2,568      | 781                |
| Type of accommodation                                  |              |         |            |                    |              |         |            |                    |
| Renting  | 8,268        | 5,397   | 1,876      | 995                | 89,367       | 46,114  | 26,479     | 16,774             |
| House  | 6,618        | 4,109   | 1,606      | 903                | 73,472       | 35,878  | 22,522     | 15,072             |
| Flat (incl. bed-sit)                                   | 1,449        | 1,158   | 227        | 64                 | 13,481       | 9,083   | 3,218      | 1,180              |
| Other (incl. not stated)                               | 201          | 130     | 43         | 28                 | 2,414        | 1,153   | 739        | 522                |
| Not renting (incl. not stated)                         | 20,763       | 13,329  | 5,140      | 2,294              | 96,917       | 59,925  | 25,090     | 11,902             |
| House  | 20,111       | 12,870  | 5,010      | 2,231              | 93,408       | 57,535  | 24,370     | 11,503             |
| Flat (incl. bed-sit)                                   | 356          | 275     | 60         | 21                 | 1,725        | 1,389   | 253        | 83                 |
| Other (incl. not stated)                               | 296          | 184     | 70         | 42                 | 1,784        | 1,001   | 467        | 316                |
| Social class   |              |         |            |                    |              |         |            |                    |
| 1. Professional workers                                | 1,331        | 825     | 338        | 168                | 3,772        | 2,308   | 991        | 473                |
| 2. Managerial and technical                            | 5,226        | 3,289   | 1,309      | 628                | 29,493       | 17,857  | 8,018      | 3,618              |
| 3. Non-manual  | 2,917        | 1,847   | 747        | 323                | 39,677       | 24,158  | 10,820     | 4,699              |
| 4. Skilled manual                                      | 7,384        | 4,881   | 1,747      | 756                | 15,761       | 9,457   | 4,304      | 2,000              |
| 5. Semi-skilled  | 3,921        | 2,578   | 949        | 394                | 21,400       | 12,762  | 5,740      | 2,898              |
| 6. Unskilled   | 1,983        | 1,355   | 439        | 189                | 8,257        | 4,862   | 2,251      | 1,144              |
| 7. All other gainfully occupied and unknown            | 5,541        | 3,447   | 1,330      | 764                | 65,513       | 33,045  | 18,859     | 13,609             |
| Not stated   | 728          | 504     | 157        | 67                 | 2,411        | 1,590   | 586        | 235                |
| Principal economic status                              |              |         |            |                    |              |         |            |                    |
| At work  | 12,444       | 7,255   | 3,478      | 1,711              | 79,139       | 44,618  | 23,337     | 11,184             |
| Looking for first regular job                          | 117          | 80      | 25         | 12                 | 1,569        | 982     | 377        | 210                |
| Unemployed having lost or given up previous job        | 4,776        | 3,037   | 1,155      | 584                | 24,466       | 13,901  | 6,734      | 3,831              |
| Student  | 306          | 190     | 78         | 38                 | 6,287        | 4,077   | 1,467      | 743                |
| Looking after home/family                              | 1,359        | 542     | 430        | 387                | 45,884       | 20,910  | 14,095     | 10,879             |
| Retired  | 7,469        | 5,878   | 1,262      | 329                | 17,644       | 14,395  | 2,668      | 581                |
| Unable to work due to permanent sickness or disability | 1,758        | 1,205   | 410        | 143                | 8,124        | 5,151   | 2,091      | 882                |
| Other  | 74           | 35      | 21         | 18                 | 760          | 415     | 214        | 131                |
| Not stated   | 728          | 504     | 157        | 67                 | 2,411        | 1,590   | 586        | 235                |

**Table 9 Persons, males and females aged 18 years and over still living with their parents in the aggregate town and aggregate rural area, classified by principal economic status and age group**

| Age group  | Persons |                     |                      | Males   |                     |                      | Females |                     |                      |
|--|---------|---------------------|----------------------|---------|---------------------|----------------------|---------|---------------------|----------------------|
|  | Total   | Aggregate town area | Aggregate rural area | Total   | Aggregate town area | Aggregate rural area | Total   | Aggregate town area | Aggregate rural area |
| Total  |         |                     |                      |         |                     |                      |         |                     |                      |
| 18 - 19 years                                    | 88,870  | 53,218              | 35,652               | 46,926  | 27,924              | 19,002               | 41,944  | 25,294              | 16,650               |
| 20 - 24 years                                    | 159,940 | 94,999              | 64,941               | 89,554  | 52,883              | 36,671               | 70,386  | 42,116              | 28,270               |
| 25 - 29 years                                    | 87,290  | 48,639              | 38,651               | 53,396  | 29,427              | 23,969               | 33,894  | 19,212              | 14,682               |
| 30 - 34 years                                    | 40,370  | 21,623              | 18,747               | 27,610  | 14,642              | 12,968               | 12,760  | 6,981               | 5,779                |
| 35 - 39 years                                    | 23,281  | 12,522              | 10,759               | 16,514  | 8,849               | 7,665                | 6,767   | 3,673               | 3,094                |
| 40 - 49 years                                    | 27,780  | 14,717              | 13,063               | 19,147  | 9,769               | 9,378                | 8,633   | 4,948               | 3,685                |
| 50 - 64 years                                    | 11,507  | 5,842               | 5,665                | 7,514   | 3,422               | 4,092                | 3,993   | 2,420               | 1,573                |
| 65 years and over                                | 440     | 185                 | 255                  | 268     | 95                  | 173                  | 172     | 90                  | 82                   |
| Total  | 439,478 | 251,745             | 187,733              | 260,929 | 147,011             | 113,918              | 178,549 | 104,734             | 73,815               |
| At work  |         |                     |                      |         |                     |                      |         |                     |                      |
| 18 - 19 years                                    | 9,049   | 5,523               | 3,526                | 5,387   | 3,015               | 2,372                | 3,662   | 2,508               | 1,154                |
| 20 - 24 years                                    | 59,681  | 33,796              | 25,885               | 31,532  | 17,208              | 14,324               | 28,149  | 16,588              | 11,561               |
| 25 - 29 years                                    | 52,761  | 28,368              | 24,393               | 28,522  | 14,963              | 13,559               | 24,239  | 13,405              | 10,834               |
| 30 - 34 years                                    | 23,835  | 11,759              | 12,076               | 14,912  | 7,028               | 7,884                | 8,923   | 4,731               | 4,192                |
| 35 - 39 years                                    | 13,192  | 6,477               | 6,715                | 8,753   | 4,118               | 4,635                | 4,439   | 2,359               | 2,080                |
| 40 - 49 years                                    | 15,992  | 7,932               | 8,060                | 10,425  | 4,705               | 5,720                | 5,567   | 3,227               | 2,340                |
| 50 - 64 years                                    | 6,104   | 2,947               | 3,157                | 3,872   | 1,566               | 2,306                | 2,232   | 1,381               | 851                  |
| 65 years and over                                | 89      | 24                  | 65                   | 72      | 14                  | 58                   | 17      | 10                  | 7                    |
| Total  | 180,703 | 96,826              | 83,877               | 103,475 | 52,617              | 50,858               | 77,228  | 44,209              | 33,019               |
| Unemployed (incl. looking for first regular job) |         |                     |                      |         |                     |                      |         |                     |                      |
| 18 - 19 years                                    | 12,781  | 8,422               | 4,359                | 8,299   | 5,311               | 2,988                | 4,482   | 3,111               | 1,371                |
| 20 - 24 years                                    | 36,329  | 21,827              | 14,502               | 25,662  | 15,285              | 10,377               | 10,667  | 6,542               | 4,125                |
| 25 - 29 years                                    | 23,446  | 13,413              | 10,033               | 18,426  | 10,487              | 7,939                | 5,020   | 2,926               | 2,094                |
| 30 - 34 years                                    | 11,370  | 6,748               | 4,622                | 9,394   | 5,594               | 3,800                | 1,976   | 1,154               | 822                  |
| 35 - 39 years                                    | 6,472   | 3,922               | 2,550                | 5,418   | 3,316               | 2,102                | 1,054   | 606                 | 448                  |
| 40 - 49 years                                    | 6,422   | 3,761               | 2,661                | 5,318   | 3,135               | 2,183                | 1,104   | 626                 | 478                  |
| 50 - 64 years                                    | 1,913   | 1,005               | 908                  | 1,555   | 773                 | 782                  | 358     | 232                 | 126                  |
| 65 years and over                                | 6       | 4                   | 2                    | 5       | 3                   | 2                    | 1       | 1                   | -                    |
| Total  | 98,739  | 59,102              | 39,637               | 74,077  | 43,904              | 30,173               | 24,662  | 15,198              | 9,464                |
| Student  |         |                     |                      |         |                     |                      |         |                     |                      |
| 18 - 19 years                                    | 66,057  | 38,631              | 27,426               | 32,674  | 19,228              | 13,446               | 33,383  | 19,403              | 13,980               |
| 20 - 24 years                                    | 60,706  | 37,479              | 23,227               | 30,480  | 19,300              | 11,180               | 30,226  | 18,179              | 12,047               |
| 25 - 29 years                                    | 7,851   | 4,966               | 2,885                | 4,549   | 2,899               | 1,650                | 3,302   | 2,067               | 1,235                |
| 30 - 34 years                                    | 2,172   | 1,357               | 815                  | 1,371   | 884                 | 487                  | 801     | 473                 | 328                  |
| 35 - 39 years                                    | 713     | 470                 | 243                  | 446     | 312                 | 134                  | 267     | 158                 | 109                  |
| 40 - 49 years                                    | 405     | 282                 | 123                  | 272     | 189                 | 83                   | 133     | 93                  | 40                   |
| 50 - 64 years                                    | 61      | 45                  | 16                   | 31      | 21                  | 10                   | 30      | 24                  | 6                    |
| 65 years and over                                | 2       | 1                   | 1                    | 1       | -                   | 1                    | 1       | 1                   | -                    |
| Total  | 137,967 | 83,231              | 54,736               | 69,824  | 42,833              | 26,991               | 68,143  | 40,398              | 27,745               |
| Other  |         |                     |                      |         |                     |                      |         |                     |                      |
| 18 - 19 years                                    | 983     | 642                 | 341                  | 566     | 370                 | 196                  | 417     | 272                 | 145                  |
| 20 - 24 years                                    | 3,224   | 1,897               | 1,327                | 1,880   | 1,090               | 790                  | 1,344   | 807                 | 537                  |
| 25 - 29 years                                    | 3,232   | 1,892               | 1,340                | 1,899   | 1,078               | 821                  | 1,333   | 814                 | 519                  |
| 30 - 34 years                                    | 2,993   | 1,759               | 1,234                | 1,933   | 1,136               | 797                  | 1,060   | 623                 | 437                  |
| 35 - 39 years                                    | 2,904   | 1,653               | 1,251                | 1,897   | 1,103               | 794                  | 1,007   | 550                 | 457                  |
| 40 - 49 years                                    | 4,961   | 2,742               | 2,219                | 3,132   | 1,740               | 1,392                | 1,829   | 1,002               | 827                  |
| 50 - 64 years                                    | 3,429   | 1,845               | 1,584                | 2,056   | 1,062               | 994                  | 1,373   | 783                 | 590                  |
| 65 years and over                                | 343     | 156                 | 187                  | 190     | 78                  | 112                  | 153     | 78                  | 75                   |
| Total  | 22,069  | 12,586              | 9,483                | 13,553  | 7,657               | 5,896                | 8,516   | 4,929               | 3,587                |

**Table 10 Number of private households, classified by composition, size, total persons in the household and average household size**

| Household composition  | Total     | Number of persons in private households |         |         |         |         |        |        |       |       |     |     |            | Total persons | Average household size |   |         |     |
|--|-----------|---|---------|---------|---------|---------|--------|--------|-------|-------|-----|-----|------------|---------------|------------------------|---|---------|-----|
|  |           | 1                                       | 2       | 3       | 4       | 5       | 6      | 7      | 8     | 9     | 10  | 11  | 12 or more |               |                        |   |         |     |
|  |           | One person                              | 392,000 | -       | -       | -       | -      | -      | -     | -     | -   | -   | -          |               |                        | - | -       | -   |
| Husband and wife   | 240,146   | -                                       | 240,146 | -       | -       | -       | -      | -      | -     | -     | -   | -   | -          | -             | -                      | - | 240,146 | 2.0 |
| Cohabiting couple  | 73,111    | -                                       | 73,111  | -       | -       | -       | -      | -      | -     | -     | -   | -   | -          | -             | -                      | - | 73,111  | 2.0 |
| Husband and wife with children (of any age)                    | 522,959   | -                                       | -       | 168,392 | 196,386 | 109,853 | 36,421 | 8,504  | 2,289 | 684   | 263 | 107 | 60         | 2,147,067     | 4.1                    |   |         |     |
| Cohabiting couple with children (of any age)                   | 54,911    | -                                       | -       | 27,431  | 17,852  | 6,573   | 2,122  | 613    | 210   | 69    | 21  | 14  | 6          | 206,327       | 3.8                    |   |         |     |
| Lone mother with children (of any age)                         | 155,264   | -                                       | 83,760  | 45,355  | 17,826  | 5,854   | 1,771  | 481    | 141   | 47    | 17  | 7   | 5          | 420,011       | 2.7                    |   |         |     |
| Lone father with children (of any age)                         | 24,497    | -                                       | 15,489  | 6,100   | 2,097   | 605     | 149    | 42     | 8     | 4     | -   | 1   | 2          | 62,014        | 2.5                    |   |         |     |
| Husband and wife with other persons                            | 13,095    | -                                       | -       | 10,376  | 1,884   | 554     | 222    | 41     | 11    | 4     | 2   | -   | 1          | 43,209        | 3.3                    |   |         |     |
| Cohabiting couple with other persons                           | 8,602     | -                                       | -       | 5,886   | 1,963   | 542     | 166    | 30     | 10    | 5     | -   | -   | -          | 29,551        | 3.4                    |   |         |     |
| Husband and wife with children (of any age) and other persons  | 26,226    | -                                       | -       | -       | 8,551   | 9,042   | 5,502  | 2,047  | 690   | 239   | 91  | 44  | 20         | 136,077       | 5.2                    |   |         |     |
| Cohabiting couple with children (of any age) and other persons | 4,233     | -                                       | -       | -       | 2,018   | 1,360   | 574    | 186    | 64    | 15    | 8   | 5   | 3          | 20,437        | 4.8                    |   |         |     |
| Lone mother with children (of any age) and other persons       | 15,190    | -                                       | -       | 8,440   | 4,223   | 1,666   | 607    | 158    | 53    | 25    | 9   | 4   | 5          | 56,134        | 3.7                    |   |         |     |
| Lone father with children (of any age) and other persons       | 2,986     | -                                       | -       | 1,735   | 813     | 279     | 112    | 27     | 11    | 7     | 1   | 1   | -          | 10,885        | 3.6                    |   |         |     |
| Two family units with or without other persons                 | 18,317    | -                                       | -       | -       | 5,570   | 5,915   | 4,014  | 1,721  | 712   | 256   | 71  | 31  | 27         | 97,384        | 5.3                    |   |         |     |
| Three or more family units with or without other persons       | 452       | -                                       | -       | -       | -       | -       | 109    | 120    | 104   | 45    | 35  | 17  | 22         | 3,554         | 7.9                    |   |         |     |
| Non-family households containing related persons               | 39,611    | -                                       | 30,143  | 6,651   | 2,005   | 559     | 190    | 46     | 11    | 3     | 2   | -   | 1          | 92,664        | 2.3                    |   |         |     |
| Non-family households not containing related persons           | 62,608    | -                                       | 36,622  | 15,644  | 6,948   | 2,300   | 816    | 158    | 61    | 26    | 19  | 2   | 12         | 166,581       | 2.7                    |   |         |     |
| Total private households                                       | 1,654,208 | 392,000                                 | 479,271 | 296,010 | 268,136 | 145,102 | 52,775 | 14,174 | 4,375 | 1,429 | 539 | 233 | 164        | 4,510,409     | 2.7                    |   |         |     |

**Table 11 Number of one person private households in the aggregate town and aggregate rural area, classified by sex, age group, marital status, nature of occupancy and type of accommodation, social class and principal economic status of the reference person**

| Demographic and social-economic characteristics        | Total   |         |         | Aggregate town area |         |         | Aggregate rural area |        |         |
|--|---------|---------|---------|---------------------|---------|---------|----------------------|--------|---------|
|  | Persons | Males   | Females | Persons             | Males   | Females | Persons              | Males  | Females |
| Total  | 392,000 | 193,606 | 198,394 | 259,587             | 120,046 | 139,541 | 132,413              | 73,560 | 58,853  |
| Age group of the reference person                      |         |         |         |                     |         |         |                      |        |         |
| 0 - 14 years   | 159     | 81      | 78      | 121                 | 64      | 57      | 38                   | 17     | 21      |
| 15 - 19 years  | 1,923   | 1,034   | 889     | 1,648               | 856     | 792     | 275                  | 178    | 97      |
| 20 - 24 years  | 10,932  | 6,078   | 4,854   | 8,914               | 4,820   | 4,094   | 2,018                | 1,258  | 760     |
| 25 - 29 years  | 22,180  | 12,677  | 9,503   | 17,226              | 9,417   | 7,809   | 4,954                | 3,260  | 1,694   |
| 30 - 34 years  | 33,076  | 19,035  | 14,041  | 25,712              | 14,088  | 11,624  | 7,364                | 4,947  | 2,417   |
| 35 - 49 years  | 89,616  | 53,284  | 36,332  | 64,360              | 36,221  | 28,139  | 25,256               | 17,063 | 8,193   |
| 50 - 64 years  | 97,819  | 52,577  | 45,242  | 61,612              | 29,697  | 31,915  | 36,207               | 22,880 | 13,327  |
| 65 years and over                                      | 136,295 | 48,840  | 87,455  | 79,994              | 24,883  | 55,111  | 56,301               | 23,957 | 32,344  |
| Marital status of the reference person                 |         |         |         |                     |         |         |                      |        |         |
| Single   | 220,502 | 127,478 | 93,024  | 150,839             | 78,282  | 72,557  | 69,663               | 49,196 | 20,467  |
| Married  | 12,356  | 7,279   | 5,077   | 8,195               | 4,784   | 3,411   | 4,161                | 2,495  | 1,666   |
| First marriage   | 11,541  | 6,781   | 4,760   | 7,707               | 4,491   | 3,216   | 3,834                | 2,290  | 1,544   |
| Re-married   |         |         |         |                     |         |         |                      |        |         |
| Following widowhood                                    | 294     | 151     | 143     | 179                 | 85      | 94      | 115                  | 66     | 49      |
| Following dissolution of previous marriage             | 521     | 347     | 174     | 309                 | 208     | 101     | 212                  | 139    | 73      |
| Separated (incl. deserted)                             | 39,261  | 23,224  | 16,037  | 26,595              | 14,792  | 11,803  | 12,666               | 8,432  | 4,234   |
| Divorced   | 26,442  | 14,191  | 12,251  | 17,838              | 9,166   | 8,672   | 8,604                | 5,025  | 3,579   |
| Widowed  | 93,439  | 21,434  | 72,005  | 56,120              | 13,022  | 43,098  | 37,319               | 8,412  | 28,907  |
| Type of accommodation                                  |         |         |         |                     |         |         |                      |        |         |
| Renting  | 131,835 | 78,421  | 53,414  | 101,588             | 59,594  | 41,994  | 30,247               | 18,827 | 11,420  |
| House  | 72,209  | 42,042  | 30,167  | 47,241              | 26,676  | 20,565  | 24,968               | 15,366 | 9,602   |
| Flat (incl. bed-sit)                                   | 56,409  | 34,318  | 22,091  | 52,529              | 31,903  | 20,626  | 3,880                | 2,415  | 1,465   |
| Other (incl. not stated)                               | 3,217   | 2,061   | 1,156   | 1,818               | 1,015   | 803     | 1,399                | 1,046  | 353     |
| Not renting (incl. not stated)                         | 260,165 | 115,185 | 144,980 | 157,999             | 60,452  | 97,547  | 102,166              | 54,733 | 47,433  |
| House  | 231,086 | 101,243 | 129,843 | 133,154             | 49,220  | 83,934  | 97,932               | 52,023 | 45,909  |
| Flat (incl. bed-sit)                                   | 20,746  | 8,820   | 11,926  | 19,657              | 8,247   | 11,410  | 1,089                | 573    | 516     |
| Other (incl. not stated)                               | 8,333   | 5,122   | 3,211   | 5,188               | 2,985   | 2,203   | 3,145                | 2,137  | 1,008   |
| Social class of the reference person                   |         |         |         |                     |         |         |                      |        |         |
| 1. Professional workers                                | 21,307  | 12,744  | 8,563   | 16,054              | 8,941   | 7,113   | 5,253                | 3,803  | 1,450   |
| 2. Managerial and technical                            | 85,971  | 34,967  | 51,004  | 62,644              | 24,635  | 38,009  | 23,327               | 10,332 | 12,995  |
| 3. Non-manual  | 58,507  | 19,687  | 38,820  | 42,239              | 12,379  | 29,860  | 16,268               | 7,308  | 8,960   |
| 4. Skilled manual                                      | 47,943  | 38,706  | 9,237   | 28,722              | 22,403  | 6,319   | 19,221               | 16,303 | 2,918   |
| 5. Semi-skilled  | 39,289  | 23,283  | 16,006  | 25,137              | 14,218  | 10,919  | 14,152               | 9,065  | 5,087   |
| 6. Unskilled   | 18,570  | 12,553  | 6,017   | 10,978              | 6,523   | 4,455   | 7,592                | 6,030  | 1,562   |
| 7. All other gainfully occupied and unknown            | 118,218 | 50,767  | 67,451  | 71,882              | 30,169  | 41,713  | 46,336               | 20,598 | 25,738  |
| Not stated   | 2,195   | 899     | 1,296   | 1,931               | 778     | 1,153   | 264                  | 121    | 143     |
| Principal economic status of the reference person      |         |         |         |                     |         |         |                      |        |         |
| At work  | 163,324 | 87,861  | 75,463  | 112,592             | 54,861  | 57,731  | 50,732               | 33,000 | 17,732  |
| Looking for first regular job                          | 1,443   | 940     | 503     | 1,144               | 732     | 412     | 299                  | 208    | 91      |
| Unemployed having lost or given up previous job        | 45,809  | 33,587  | 12,222  | 30,655              | 21,792  | 8,863   | 15,154               | 11,795 | 3,359   |
| Student  | 8,852   | 5,040   | 3,812   | 7,686               | 4,436   | 3,250   | 1,166                | 604    | 562     |
| Looking after home/family                              | 20,325  | 975     | 19,350  | 11,605              | 407     | 11,198  | 8,720                | 568    | 8,152   |
| Retired  | 119,146 | 47,061  | 72,085  | 73,224              | 25,900  | 47,324  | 45,922               | 21,161 | 24,761  |
| Unable to work due to permanent sickness or disability | 29,559  | 16,761  | 12,798  | 19,927              | 10,855  | 9,072   | 9,632                | 5,906  | 3,726   |
| Other  | 1,213   | 412     | 801     | 722                 | 229     | 493     | 491                  | 183    | 308     |
| Not stated   | 2,329   | 969     | 1,360   | 2,032               | 834     | 1,198   | 297                  | 135    | 162     |

**Table 12 Non-family private households, classified by household type, number of persons in the household, age group, marital status, nature of occupancy, type of accommodation, social class and principal economic status of the reference person**

| Demographic and social-economic characteristics        | Household type |                                       |  |
|--|----------------|---------------------------------------|--|
|  | Total          | Households containing related persons | Households containing unrelated persons only |
| Total  | 102,219        | 39,611                                | 62,608                                       |
| Number of persons in household                         |                |                                       |  |
| 2  | 66,765         | 30,143                                | 36,622                                       |
| 3  | 22,295         | 6,651                                 | 15,644                                       |
| 4  | 8,953          | 2,005                                 | 6,948  |
| 5 or more  | 4,206          | 812                                   | 3,394  |
| Age group of the reference person                      |                |                                       |  |
| 0 - 14 years   | 117            | 4                                     | 113  |
| 15 - 19 years  | 2,696          | 388                                   | 2,308  |
| 20 - 24 years  | 15,135         | 3,080                                 | 12,055                                       |
| 25 - 29 years  | 23,530         | 5,465                                 | 18,065                                       |
| 30 - 34 years  | 17,020         | 4,554                                 | 12,466                                       |
| 35 - 49 years  | 17,762         | 6,619                                 | 11,143                                       |
| 50 - 64 years  | 12,174         | 7,863                                 | 4,311  |
| 65 years and over                                      | 13,785         | 11,638                                | 2,147  |
| Marital status of the reference person                 |                |                                       |  |
| Single   | 84,906         | 30,467                                | 54,439                                       |
| Married  | 4,869          | 1,153                                 | 3,716  |
| Separated (incl. deserted)                             | 2,906          | 1,398                                 | 1,508  |
| Divorced   | 3,081          | 1,110                                 | 1,971  |
| Widowed  | 6,457          | 5,483                                 | 974  |
| Type of accommodation                                  |                |                                       |  |
| Renting  | 59,593         | 14,867                                | 44,726                                       |
| House  | 35,729         | 9,631                                 | 26,098                                       |
| Flat (incl. bed-sit)                                   | 22,938         | 4,816                                 | 18,122                                       |
| Other (incl. not stated)                               | 926            | 420                                   | 506  |
| Not renting (incl. not stated)                         | 42,626         | 24,744                                | 17,882                                       |
| House  | 34,091         | 23,020                                | 11,071                                       |
| Flat (incl. bed-sit)                                   | 3,726          | 1,211                                 | 2,515  |
| Other (incl. not stated)                               | 4,809          | 513                                   | 4,296  |
| Social class of the reference person                   |                |                                       |  |
| 1. Professional workers                                | 7,220          | 1,874                                 | 5,346  |
| 2. Managerial and technical                            | 23,347         | 7,846                                 | 15,501                                       |
| 3. Non-manual  | 16,303         | 6,934                                 | 9,369  |
| 4. Skilled manual                                      | 11,311         | 5,532                                 | 5,779  |
| 5. Semi-skilled  | 11,117         | 5,431                                 | 5,686  |
| 6. Unskilled   | 4,122          | 2,665                                 | 1,457  |
| 7. All other gainfully occupied and unknown            | 26,855         | 9,104                                 | 17,751                                       |
| Not stated   | 1,944          | 225                                   | 1,719  |
| Principal economic status of the reference person      |                |                                       |  |
| At work  | 59,848         | 18,988                                | 40,860                                       |
| Looking for first regular job                          | 745            | 267                                   | 478  |
| Unemployed having lost or given up previous job        | 10,554         | 4,451                                 | 6,103  |
| Student  | 11,308         | 2,068                                 | 9,240  |
| Looking after home/family                              | 2,535          | 2,012                                 | 523  |
| Retired  | 11,076         | 9,227                                 | 1,849  |
| Unable to work due to permanent sickness or disability | 3,803          | 2,240                                 | 1,563  |
| Other  | 303            | 129                                   | 174  |
| Not stated   | 2,047          | 229                                   | 1,818  |

**Table 13 Females aged 15 years and over, usually resident and present in the State on census night, classified by age group, marital status and number of children born alive**

| Age group                    | Total     | Number of children born alive |         |         |         |         |        |        |        |        |           |            |
|------------------------------|-----------|-------------------------------|---------|---------|---------|---------|--------|--------|--------|--------|-----------|------------|
|                              |           | 0                             | 1       | 2       | 3       | 4       | 5      | 6      | 7      | 8      | 9 or more | Not stated |
| Total                        |           |                               |         |         |         |         |        |        |        |        |           |            |
| 15 - 19 years                | 135,984   | 121,499                       | 2,200   | 171     | 31      | 2       | -      | -      | -      | -      | -         | 12,081     |
| 20 - 24 years                | 144,229   | 115,714                       | 17,364  | 4,455   | 751     | 154     | 35     | 3      | -      | -      | -         | 5,753      |
| 25 - 29 years                | 183,893   | 117,426                       | 35,907  | 18,291  | 5,339   | 1,426   | 357    | 99     | 80     | 10     | 15        | 4,943      |
| 30 - 34 years                | 196,624   | 83,333                        | 45,658  | 40,513  | 15,885  | 4,977   | 1,468  | 446    | 231    | 68     | 47        | 3,998      |
| 35 - 39 years                | 180,104   | 44,702                        | 32,024  | 52,948  | 31,517  | 10,981  | 3,150  | 1,060  | 383    | 183    | 143       | 3,013      |
| 40 - 44 years                | 162,512   | 30,601                        | 21,825  | 49,082  | 36,269  | 14,968  | 4,590  | 1,631  | 610    | 251    | 214       | 2,471      |
| 45 - 49 years                | 151,729   | 26,771                        | 17,024  | 44,939  | 35,580  | 16,420  | 5,547  | 2,052  | 843    | 366    | 318       | 1,869      |
| 50 - 54 years                | 135,662   | 22,435                        | 12,486  | 36,429  | 32,638  | 17,848  | 6,855  | 2,826  | 1,143  | 501    | 580       | 1,921      |
| 55 - 59 years                | 120,295   | 18,556                        | 9,186   | 27,025  | 28,246  | 18,970  | 8,820  | 3,973  | 1,784  | 871    | 930       | 1,934      |
| 60 - 64 years                | 106,787   | 15,274                        | 6,837   | 19,666  | 23,618  | 18,674  | 10,243 | 5,358  | 2,430  | 1,194  | 1,328     | 2,165      |
| 65 - 69 years                | 85,662    | 12,496                        | 4,737   | 13,342  | 16,990  | 15,323  | 9,368  | 5,278  | 2,861  | 1,510  | 1,714     | 2,043      |
| 70 - 74 years                | 66,765    | 10,764                        | 3,594   | 8,349   | 11,302  | 11,261  | 8,139  | 4,964  | 2,746  | 1,571  | 2,164     | 1,911      |
| 75 - 79 years                | 54,854    | 10,470                        | 2,952   | 5,822   | 7,643   | 8,139   | 6,279  | 4,389  | 2,731  | 1,665  | 2,762     | 2,002      |
| 80 - 84 years                | 41,424    | 9,028                         | 2,415   | 4,019   | 4,960   | 5,324   | 4,352  | 3,224  | 2,111  | 1,417  | 2,501     | 2,073      |
| 85 years and over            | 39,787    | 9,390                         | 2,477   | 3,786   | 4,219   | 4,492   | 3,706  | 2,827  | 1,938  | 1,354  | 2,513     | 3,085      |
| Total                        | 1,806,311 | 648,459                       | 216,686 | 328,837 | 254,988 | 148,959 | 72,909 | 38,130 | 19,891 | 10,961 | 15,229    | 51,262     |
| Single                       |           |                               |         |         |         |         |        |        |        |        |           |            |
| 15 - 19 years                | 135,480   | 121,283                       | 2,049   | 137     | 24      | 2       | -      | -      | -      | -      | -         | 11,985     |
| 20 - 24 years                | 137,392   | 113,173                       | 14,870  | 3,358   | 481     | 87      | 22     | 2      | -      | -      | -         | 5,399      |
| 25 - 29 years                | 140,404   | 102,063                       | 21,575  | 9,660   | 2,605   | 642     | 140    | 45     | 36     | 4      | 9         | 3,625      |
| 30 - 34 years                | 95,813    | 60,141                        | 16,879  | 10,499  | 3,925   | 1,367   | 420    | 126    | 63     | 20     | 10        | 2,363      |
| 35 - 39 years                | 56,496    | 30,492                        | 10,755  | 7,729   | 3,545   | 1,442   | 526    | 204    | 83     | 35     | 22        | 1,663      |
| 40 - 44 years                | 36,027    | 19,770                        | 6,480   | 4,588   | 2,213   | 1,010   | 428    | 183    | 92     | 38     | 25        | 1,200      |
| 45 - 49 years                | 24,908    | 15,958                        | 3,827   | 2,290   | 1,123   | 548     | 237    | 99     | 59     | 27     | 20        | 720        |
| 50 - 54 years                | 17,660    | 12,729                        | 2,188   | 1,116   | 474     | 241     | 134    | 70     | 24     | 12     | 16        | 656        |
| 55 - 59 years                | 13,504    | 10,339                        | 1,291   | 614     | 316     | 151     | 72     | 40     | 19     | 16     | 23        | 623        |
| 60 - 64 years                | 10,492    | 8,458                         | 736     | 288     | 121     | 92      | 47     | 29     | 16     | 16     | 11        | 678        |
| 65 - 69 years                | 8,391     | 7,053                         | 352     | 135     | 70      | 52      | 25     | 21     | 16     | 7      | 8         | 652        |
| 70 - 74 years                | 7,228     | 6,114                         | 218     | 78      | 61      | 39      | 28     | 16     | 7      | 7      | 10        | 650        |
| 75 - 79 years                | 7,143     | 6,020                         | 153     | 49      | 41      | 44      | 18     | 10     | 12     | 7      | 10        | 779        |
| 80 - 84 years                | 6,316     | 5,276                         | 114     | 55      | 32      | 24      | 18     | 12     | 10     | 5      | 10        | 760        |
| 85 years and over            | 7,170     | 5,766                         | 147     | 44      | 28      | 22      | 16     | 14     | 11     | 3      | 15        | 1,104      |
| Total                        | 704,424   | 524,635                       | 81,634  | 40,640  | 15,059  | 5,763   | 2,131  | 871    | 448    | 197    | 189       | 32,857     |
| Ever-married (incl. widowed) |           |                               |         |         |         |         |        |        |        |        |           |            |
| 15 - 19 years                | 504       | 216                           | 151     | 34      | 7       | -       | -      | -      | -      | -      | -         | 96         |
| 20 - 24 years                | 6,837     | 2,541                         | 2,494   | 1,097   | 270     | 67      | 13     | 1      | -      | -      | -         | 354        |
| 25 - 29 years                | 43,489    | 15,363                        | 14,332  | 8,631   | 2,734   | 784     | 217    | 54     | 44     | 6      | 6         | 1,318      |
| 30 - 34 years                | 100,811   | 23,192                        | 28,779  | 30,014  | 11,960  | 3,610   | 1,048  | 320    | 168    | 48     | 37        | 1,635      |
| 35 - 39 years                | 123,608   | 14,210                        | 21,269  | 45,219  | 27,972  | 9,539   | 2,624  | 856    | 300    | 148    | 121       | 1,350      |
| 40 - 44 years                | 126,485   | 10,831                        | 15,345  | 44,494  | 34,056  | 13,958  | 4,162  | 1,448  | 518    | 213    | 189       | 1,271      |
| 45 - 49 years                | 126,821   | 10,813                        | 13,197  | 42,649  | 34,457  | 15,872  | 5,310  | 1,953  | 784    | 339    | 298       | 1,149      |
| 50 - 54 years                | 118,002   | 9,706                         | 10,298  | 35,313  | 32,164  | 17,607  | 6,721  | 2,756  | 1,119  | 489    | 564       | 1,265      |
| 55 - 59 years                | 106,791   | 8,217                         | 7,895   | 26,411  | 27,930  | 18,819  | 8,748  | 3,933  | 1,765  | 855    | 907       | 1,311      |
| 60 - 64 years                | 96,295    | 6,816                         | 6,101   | 19,378  | 23,497  | 18,582  | 10,196 | 5,329  | 2,414  | 1,178  | 1,317     | 1,487      |
| 65 - 69 years                | 77,271    | 5,443                         | 4,385   | 13,207  | 16,920  | 15,271  | 9,343  | 5,257  | 2,845  | 1,503  | 1,706     | 1,391      |
| 70 - 74 years                | 59,537    | 4,650                         | 3,376   | 8,271   | 11,241  | 11,222  | 8,111  | 4,948  | 2,739  | 1,564  | 2,154     | 1,261      |
| 75 - 79 years                | 47,711    | 4,450                         | 2,799   | 5,773   | 7,602   | 8,095   | 6,261  | 4,379  | 2,719  | 1,658  | 2,752     | 1,223      |
| 80 - 84 years                | 35,108    | 3,752                         | 2,301   | 3,964   | 4,928   | 5,300   | 4,334  | 3,212  | 2,101  | 1,412  | 2,491     | 1,313      |
| 85 years and over            | 32,617    | 3,624                         | 2,330   | 3,742   | 4,191   | 4,470   | 3,690  | 2,813  | 1,927  | 1,351  | 2,498     | 1,981      |
| Total                        | 1,101,887 | 123,824                       | 135,052 | 288,197 | 239,929 | 143,196 | 70,778 | 37,259 | 19,443 | 10,764 | 15,040    | 18,405     |

**Table 14 Females aged 15 - 44 years in the aggregate town and aggregate rural area, classified by whether or not they have had children, marital status, level of education, social class and principal economic status**

| Demographic and Socio-economic characteristics         | Women who have had children |                     |                      | Women who have not had children |                     |                      |
|--|-----------------------------|---------------------|----------------------|---------------------------------|---------------------|----------------------|
|  | Total                       | Aggregate town area | Aggregate rural area | Total                           | Aggregate town area | Aggregate rural area |
| Total  | 461,051                     | 297,597             | 163,454              | 527,961                         | 369,273             | 158,688              |
| Marital status   |                             |                     |                      |                                 |                     |                      |
| Single   | 128,991                     | 97,073              | 31,918               | 460,287                         | 322,745             | 137,542              |
| Married  | 297,322                     | 175,463             | 121,859              | 61,247                          | 41,672              | 19,575               |
| First marriage   | 291,139                     | 171,340             | 119,799              | 60,421                          | 41,105              | 19,316               |
| Re-married   | 636                         | 431                 | 205                  | 74                              | 51                  | 23                   |
| Following widowhood                                    | 5,547                       | 3,692               | 1,855                | 752                             | 516                 | 236                  |
| Following dissolution of previous marriage             | 19,166                      | 13,481              | 5,685                | 2,939                           | 2,178               | 761                  |
| Separated (including deserted)                         | 12,567                      | 9,563               | 3,004                | 2,974                           | 2,308               | 666                  |
| Divorced   | 3,005                       | 2,017               | 988                  | 514                             | 370                 | 144                  |
| Widowed  |                             |                     |                      |                                 |                     |                      |
| Level of education                                     |                             |                     |                      |                                 |                     |                      |
| Full-time education ceased                             | 409,020                     | 257,302             | 151,718              | 314,896                         | 226,679             | 88,217               |
| Primary (incl. no formal education/training)           | 17,159                      | 12,816              | 4,343                | 7,855                           | 5,333               | 2,522                |
| Secondary  | 230,343                     | 144,843             | 85,500               | 121,470                         | 83,471              | 37,999               |
| Third  | 151,308                     | 92,066              | 59,242               | 179,213                         | 133,264             | 45,949               |
| Not stated   | 10,210                      | 7,577               | 2,633                | 6,358                           | 4,611               | 1,747                |
| Full-time education not ceased                         | 52,031                      | 40,295              | 11,736               | 213,065                         | 142,594             | 70,471               |
| Social class   |                             |                     |                      |                                 |                     |                      |
| 1. Professional workers                                | 26,654                      | 17,157              | 9,497                | 41,229                          | 30,826              | 10,403               |
| 2. Managerial and technical                            | 124,662                     | 74,860              | 49,802               | 166,469                         | 114,960             | 51,509               |
| 3. Non-manual  | 107,120                     | 65,795              | 41,325               | 126,887                         | 86,587              | 40,300               |
| 4. Skilled manual                                      | 53,738                      | 32,654              | 21,084               | 47,769                          | 29,573              | 18,196               |
| 5. Semi-skilled  | 51,757                      | 33,164              | 18,593               | 46,322                          | 31,055              | 15,267               |
| 6. Unskilled   | 16,029                      | 11,907              | 4,122                | 10,819                          | 7,711               | 3,108                |
| 7. All other gainfully occupied and unknown            | 81,091                      | 62,060              | 19,031               | 88,466                          | 68,561              | 19,905               |
| Principal economic status                              |                             |                     |                      |                                 |                     |                      |
| At work  | 262,708                     | 164,053             | 98,655               | 287,227                         | 210,503             | 76,724               |
| Looking for first regular job                          | 3,682                       | 3,082               | 600                  | 9,599                           | 6,583               | 3,016                |
| Unemployed having lost or given up previous job        | 52,334                      | 38,268              | 14,066               | 38,659                          | 26,898              | 11,761               |
| Student  | 11,889                      | 8,726               | 3,163                | 177,088                         | 115,122             | 61,966               |
| Looking after home/family                              | 116,823                     | 74,227              | 42,596               | 4,555                           | 3,037               | 1,518                |
| Retired  | 668                         | 440                 | 228                  | 468                             | 335                 | 133                  |
| Unable to work due to permanent sickness or disability | 10,977                      | 7,452               | 3,525                | 9,109                           | 5,956               | 3,153                |
| Other  | 1,970                       | 1,349               | 621                  | 1,256                           | 839                 | 417                  |





# **APPENDICES**



# Appendix 1

## Background Notes

A Census of Population was taken on the night of Sunday, 10 April 2011 in accordance with the Statistics (Census of Population) Order 2010 (S.I. No. 207 of 2010)<sup>1</sup>. This report is the fifth in a series of profile reports and looks at living arrangements in Ireland.

### Coverage of the Census

The census figures relate to the *de facto* population i.e. the population recorded for each area represents the total of all persons present within its boundaries on the night of Sunday, 10 April 2011, together with all persons who arrived in that area on the morning of Monday, 11 April 2011, not having been enumerated elsewhere. Persons on board ships in port are included with the population of adjacent areas. The figures, therefore, include visitors present on Census Night as well as those in residence, while usual residents temporarily absent from the area are excluded.

The date of the census was chosen to coincide with a period when passenger movements were at a minimum and, consequently, the figures closely approximate to those for the normally resident population. Members of the Defence Forces who, on Census Night, were serving abroad with the United Nations were excluded from the enumeration.

### Conduct of the Census

A temporary field force consisting of 6 Census Liaison Officers, 44 Regional Supervisors, 438 Field Supervisors and some 4,854 part-time Enumerators carried out the census enumeration. During the four weeks before Census Day the enumerators entered details in respect of 2 million private residences and communal establishments in their enumerator record books. They simultaneously delivered blank census questionnaires to 1.65 million of these dwellings that were expected to be occupied on Census Night. Approximately 290,000 residences were vacant at the time of the census, while in the remaining cases the household was either enumerated elsewhere or temporarily absent from the State. The collection of completed questionnaires took place between Monday 11 April and Friday 13 May, 2011.

**The Central Statistics Office (CSO) wishes to record its appreciation of the public-spirited co-operation received from households and the work carried out by the census field force.**

---

<sup>1</sup> The Statistics (Census of Population) Order 2010 was made by the Taoiseach in pursuance of powers conferred on him by section 25 (1) of the Statistics Act 1993 (No. 21 of 1993).

## Appendix 2

### Definitions

#### Aggregate Town and Aggregate Rural Areas

The term Aggregate Town Area refers to towns (including environs of legal towns) with a total population of 1,500 or more. The term Aggregate Rural Area refers to the population outside Aggregate Town areas and includes the population of towns with a population of less than 1,500 persons.

#### Private Household

A *private household* comprises either one person living alone or a group of people (not necessarily related) living at the same address with common housekeeping arrangements - that is, sharing at least one meal a day or sharing a living room or sitting room.

A *permanent private household* is a private household occupying a permanent dwelling such as a dwelling house, flat or bedsitter (see question H1 on the second page of the census form).

A *temporary private household* is a private household occupying a caravan, mobile home or other temporary dwelling and includes travelling people and homeless persons living rough on Census Night (see question H1 on the second page of the census form).

#### Size of Household

The number of persons in a household consists of the total number of persons usually resident there on the night of Sunday, 10 April 2011, including those absent from the household for less than three months. Visitors present in the household on census night are excluded.

#### Household Reference Person

The reference person in each private household is the first person in the household identified as a parent, spouse, cohabiting partner or head of a non-family household containing related persons. Where no person in the household satisfied these criteria, the first usually resident person was used as the reference person.

For the purposes of expressing the household reference person in simple terms for the reader, the terms *head of household* or *householder* are sometimes used instead of the household reference person in this report.

#### Family Units

A family unit or nucleus is defined as:

- (1) a husband and wife or a cohabiting couple; or
- (2) a husband and wife or a cohabiting couple together with one or more usually resident never-married children (of any age); or
- (3) one parent together with one or more usually resident never-married children (of any age).

Family members have to be usual residents of the relevant household.

The determination of household and family composition is based on responses to the question on the census form dealing with relationships within the household.

## Family Cycle

The following classification is used for family units:

|                 |   |
|-----------------|---|
| Pre-family:     | Family nucleus of married or cohabiting couple without children where female is under 45 years;               |
| Empty-nest:     | Family nucleus of married or cohabiting couple without children where female is aged between 45 and 64 years; |
| Retired:        | Family nucleus of married or cohabiting couple without children where female is aged 65 years and over;       |
| Pre-school:     | Family nucleus where oldest child is aged 0-4 years;  |
| Early-school:   | Family nucleus where oldest child is aged 5-9 years;  |
| Pre-adolescent: | Family nucleus where oldest child is aged 10-14 years;  |
| Adolescent:     | Family nucleus where oldest child is aged 15-19 years;  |
| Adult:          | Family nucleus where oldest child is aged 20 years and over   |

## Social class

The entire population is classified into one of the following social class groups (introduced in 1996) which are defined on the basis of occupation (coded using Soc90):

- 1 Professional workers
- 2 Managerial and technical
- 3 Non-manual
- 4 Skilled manual
- 5 Semi-skilled
- 6 Unskilled
- 7 All others gainfully occupied and unknown

The occupations included in each of these groups have been selected in such a way as to bring together, as far as possible, people with similar levels of occupational skill. In determining social class no account is taken of the differences between individuals on the basis of other characteristics such as education. Accordingly social class ranks occupations by the level of skill required on a social class scale ranging from 1 (highest) to 7 (lowest). This scale combines occupations into six groups by occupation and employment status following procedures similar to those outlined above for the allocation of socio-economic group. A residual category "All others gainfully occupied and unknown" is used where no precise allocation is possible.

## Appendix 3

### Census 2011 Publication Schedule

| Description   | Publication Date  |
|---|-------------------|
| <b>Preliminary Report</b>   | 30 June 2011      |
| <b>This is Ireland</b> , Highlights from Census 2011 Part 1<br><i>(formerly Principal Demographic Results)</i>    | 29 March 2012     |
| <b>Population Classified by Area</b><br><i>(formerly Volume One)</i>  | 26 April 2012     |
| <b>Profile 1 Town and Country</b> – Population distribution and movements   | 26 April 2012     |
| <b>Profile 2 Older and Younger</b> – An age profile of Ireland  | 24 May 2012       |
| <b>This is Ireland</b> , Highlights from Census 2011 Part 2<br><i>(formerly Principal Socio Economic Results)</i> | 28 June 2012      |
| <b>Profile 3 At Work</b> – Employment, occupations and industry in Ireland  | 26 July 2012      |
| <b>*Small Area Population Statistics (SAPS)</b> – All variables   | 31 July 2012      |
| <b>Profile 4 The Roof over our Heads</b> – Housing in Ireland   | 30 August 2012    |
| <b>Profile 5 Households and Families</b> – Living arrangements in Ireland   | 20 September 2012 |
| <b>Profile 6 Migration and Diversity</b> – A profile of diversity in Ireland                                      | 4 October 2012    |
| <b>Profile 7 Irish Travellers and Ethnicity and Religion</b><br>– Ethnic and cultural background in Ireland       | 18 October 2012   |
| <b>Profile 8 Our Bill of Health</b> – Health, disability and carers in Ireland                                    | 1 November 2012   |
| <b>Profile 9 What we know</b> - A Study of education and skills in Ireland  | 22 November 2012  |
| <b>Profile 10 Door to Door</b> – Commuting in Ireland   | 13 December 2012  |

*\*Small Area Population Statistics (SAPS) are available as interactive tables, free of charge on the CSO website*

## **Appendix 4**

### **Census 2011 Questionnaire**

The attached extract is taken from the household form used in the 2011 Census. The household form covers 6 persons and consists of 24 pages. The attached extract covers persons 1 and 2 only. The layouts for persons 3 to 6 are identical to that for person 2, apart from the relationship question (Q4).







**An Phríomh-Oifig Staidrimh**  
Central Statistics Office

# Daonáireamh na hÉireann Census of Population of Ireland

**Sunday 10 April 2011**

Address

For office use only

|  |  |  |  |  |  |  |  |
|--|--|--|--|--|--|--|--|
|  |  |  |  |  |  |  |  |
|--|--|--|--|--|--|--|--|

| County Code | Enumeration Area Code | Small Area Code | D. No. | Number of persons PRESENT |         |       | ABSENT persons |
|-------------|-----------------------|-----------------|--------|---------------------------|---------|-------|----------------|
|             |                       |                 |        | Males                     | Females | Total |                |
|             |                       |                 |        |                           |         |       |                |

## Census 2011

The 2011 Census will take place on Sunday 10 April and will count all the people and households in the country on that night. It is the twenty-fourth census to be held since 1841. The census results will give a comprehensive picture of the social and living conditions of our people and will assist in planning for the future.

## What you need to do

Please keep this form in a safe place and complete it on the night of Sunday 10 April, Census Night. You should consult the Explanatory Notes on the back page to assist you in completing the form. Remember to sign the declaration on page 23 and to have your completed form ready for collection by your Enumerator.

## Legal obligation to participate

This is a Notice under Section 26 of the Statistics Act 1993. The Census is being taken under the Statistics Act 1993 and the Statistics (Census of Population) Order 2010. Under Sections 26 and 27 of the Statistics Act 1993 you are obliged by law to complete and return this form. Any person who fails or refuses to provide this information or who knowingly provides false information may be subject to a fine of up to €25,000.

## Confidentiality is guaranteed

The confidentiality of your census return is legally guaranteed by the Statistics Act 1993. The Central Statistics Office will use the information you provide for statistical purposes only. This includes the production of statistical tables and analytical reports and the selection of samples for some of our surveys.

## Your Census Enumerator

Your Census Enumerator will help you if you have any questions about the Census. Please co-operate fully with your Enumerator to help ensure the success of Census 2011.

Thank you for your co-operation.

Gerard O'Hanlon  
Director General

## Who should complete the Census Form?

The householder or any adult member of the household present on the night of Sunday 10 April should complete this form. A separate Household Form should be completed for every household.

A household is:

- one person living alone, or
- a group of related or unrelated people living at the same address with common housekeeping arrangements, meaning they share at least one meal a day or share a living or sitting room.

## Do you need additional forms?

If there is more than one household at this address, ask your Enumerator for another Household Form.

If there are more than 6 persons in your household on Sunday 10 April, ask your Enumerator for a blue Individual Form for each additional person.

## How to complete your Census Form

1. Use a Black or Blue pen.
2. Mark boxes like this .
3. If you make a mistake, do this  and mark the correct box.

Where you are required to write in an answer please use BLOCK CAPITAL LETTERS and leave one space between each word. Continue on to a new line if a word will not fit, for example:

|   |   |   |   |   |   |   |   |   |   |
|---|---|---|---|---|---|---|---|---|---|
| H | O | T | E | L |   | R | E | C | E |
| P | T | I | O | N | I | S | T |   |   |

## Have your form ready for collection

Your Enumerator will return between Monday 11 April and Monday 9 May to collect your completed form.

If your form has not been collected by 9 May, please return it fully completed to Central Statistics Office, PO Box 2011, Freepost 4726, Swords, Co. Dublin.

**Féadfar leagan Béarla nó Gaeilge den fhoirm seo a chomhlánú.**

# START HERE

## H1 What type of accommodation does your household occupy?

Mark  one box only.

### A whole house or bungalow that is:

- 1  Detached
- 2  Semi-detached
- 3  Terraced (including end of terrace)

### A flat or apartment (including duplexes) that is self-contained:

- 4  In a purpose-built block
- 5  Part of a converted house or commercial building

### A bed-sit:

- 6  Bed-sit (with some shared facilities e.g. toilet)

### A mobile or temporary structure:

- 7  A caravan or other mobile or temporary structure

## H2 When was your house, flat or apartment first built?

Mark  the year in which first built even if the building was subsequently converted, extended or renovated.

- 1  Before 1919
- 2  1919 - 1945 inclusive
- 3  1946 - 1960 inclusive
- 4  1961 - 1970 inclusive
- 5  1971 - 1980 inclusive
- 6  1981 - 1990 inclusive
- 7  1991 - 2000 inclusive
- 8  2001 - 2005 inclusive
- 9  2006 or later

## H3 Does your household own or rent your accommodation?

Mark  one box only.

- 1  Own with mortgage or loan
- 2  Own outright
- 3  Rent
- 4  Live here rent free

### If renting, who is your landlord?

- 1  Private landlord
- 2  Local Authority
- 3  Voluntary/Co-operative housing body

## H4 If your accommodation is rented, how much rent does your household pay?

Enter amount to the nearest Euro.

€       • 0 0

Mark  one box only.

- 1  Per week
- 2  Per month
- 3  Per year

## H5 How many rooms do you have for use only by your household?

- Do NOT count bathrooms, toilets, kitchenettes, utility rooms, consulting rooms, offices, shops, halls or landings, or rooms that can only be used for storage such as cupboards.
- Do count all other rooms such as kitchens, living rooms, bedrooms, conservatories you can sit in, and studies.
- If two rooms have been converted into one, count them as one room.

Number of rooms

## H6 What is the main type of fuel used by the central heating in your accommodation?

Mark  one box only.

- 1  No central heating
- 2  Oil
- 3  Natural Gas
- 4  Electricity
- 5  Coal (including anthracite)
- 6  Peat (including turf)
- 7  Liquid Petroleum Gas (LPG)
- 8  Wood (including wood pellets)
- 9  Other

## H7 What type of piped water supply does your accommodation have?

Mark  one box only.

- 1  Connection to a Public Main
- 2  Connection to a Group Water Scheme with a Local Authority source of supply
- 3  Connection to a Group Water Scheme with a private source of supply (e.g. borehole, lake, etc.)
- 4  Connection to other private source (e.g. well, lake, rainwater tank, etc.)
- 5  No piped water supply

## H8 What type of sewerage facility does your accommodation have?

Mark  one box only.

- 1  Public sewerage scheme
- 2  Individual septic tank
- 3  Individual treatment system other than a septic tank
- 4  Other sewerage facility
- 5  No sewerage facility

## H9 How many cars or vans are owned or are available for use by one or more members of your household?

Include any company car or van if available for private use.

Mark  one box only.

- 1  One
- 2  Two
- 3  Three
- 4  Four or more
- 5  None

## H10 Does your household have a personal computer (PC)?

- 1  Yes
- 2  No

## H11 Does your household have access to the Internet?

Mark  'Yes' if you have access to the Internet in your home.

- 1  Yes, Broadband connection
- 2  Yes, other connection
- 3  No

H12  Go to next page

# ALL PERSONS MUST BE ENUMERATED WHERE THEY SPEND CENSUS NIGHT

Below are two lists. List 1 is for persons present at this address on the night of Sunday 10 April, Census Night. List 2 is for persons who usually live at this address but who are temporarily away on the night of Sunday 10 April. See the Explanatory Notes relating to Question 7 on the back page for guidance in interpreting a person's place of usual residence.

## PRESENT PERSONS

### ✓ INCLUDE in List 1

- All persons alive at midnight on Sunday 10 April who spent the night at this address.
- Persons who stayed temporarily in the household (i.e. visitors).
- Persons who arrived the following morning not having been enumerated elsewhere.

### ✗ DO NOT INCLUDE in List 1

- Any person who usually lives at this address but who is temporarily absent on the night of Sunday 10 April. These persons should be listed as being absent in List 2 below.
- Students who were away from home on the night of Sunday 10 April. They should be listed as being absent in List 2 below.
- Babies born after midnight on Sunday 10 April.

## LIST 1 Persons PRESENT in the household on the night of Sunday 10 April

| Person No. | First name and surname |  |
|------------|------------------------|--|
| 1          |                        | Answer questions relating to each person present in the household on Sunday 10 April beginning on Page 4 in the same order as listed here. |
| 2          |                        |  |
| 3          |                        |  |
| 4          |                        |  |
| 5          |                        |  |
| 6          |                        |  |
|            |                        |  |
| 7          |                        | Answer questions relating to persons 7, 8, 9 etc. on additional blue Individual Forms available from your Enumerator.                      |
| 8          |                        |  |
| 9          |                        |  |
| 10         |                        |  |
| 11         |                        |  |
| 12         |                        |  |

## ABSENT PERSONS

### ✓ INCLUDE in List 2

- All persons who usually live at this address but who are temporarily absent on Sunday 10 April.
- Students away at school or college.

### ✗ DO NOT INCLUDE in List 2

- Anyone included in List 1.

## LIST 2 Absent persons who usually live in the household

| Person No.  | First name and surname |   |
|---|------------------------|---|
| 1   |                        | Answer questions beginning on Page 22 for each usual resident listed here as being absent from the household on the night of Sunday 10 April. |
| 2   |                        |   |
| 3   |                        |   |
| 4   |                        |   |
| If there are more than 4 usual residents absent on the night of Sunday 10 April, please ask your Enumerator for guidance. |                        |   |

# Person 1

See Explanatory Notes on back page

Mark boxes like this 

## 1 What is your name? (Person 1)

First name and surname.

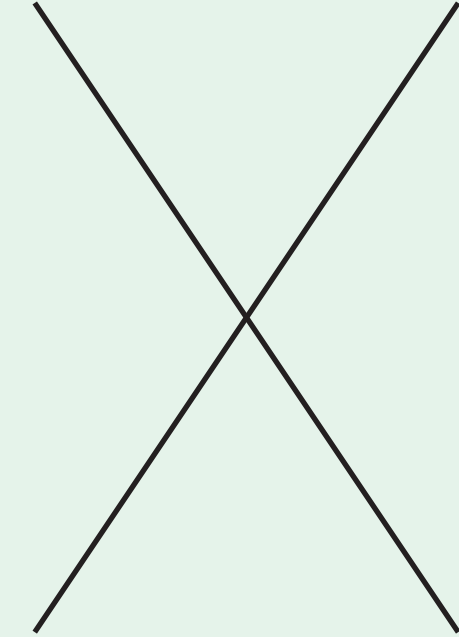
## 2 Sex

- 1  Male      2  Female

## 3 What is your date of birth?


Day      Month      Year

## 4 Relationship question does not apply to Person 1.



## 5 What is your current marital status?

Answer if aged 15 years or over.

Mark  one box only.

- 1  Single (never married)  
2  Married (first marriage)  
3  Re-married (following widowhood)  
4  Re-married (following divorce/annulment)  
5  Separated (including deserted)  
6  Divorced  
7  Widowed

## 6 What is your place of birth?

Give the place where your mother lived at the time of your birth.

If IRELAND (including Northern Ireland), write in the COUNTY.

|  |  |  |  |  |  |  |  |  |  |
|--|--|--|--|--|--|--|--|--|--|
|  |  |  |  |  |  |  |  |  |  |
|  |  |  |  |  |  |  |  |  |  |
|  |  |  |  |  |  |  |  |  |  |
|  |  |  |  |  |  |  |  |  |  |
|  |  |  |  |  |  |  |  |  |  |

If elsewhere ABROAD, write in the COUNTRY.

## 7 Where do you usually live?

- 1  HERE at this address  
2  Elsewhere in IRELAND (including Northern Ireland), write in your FULL ADDRESS

|  |  |  |  |  |  |  |  |  |  |
|--|--|--|--|--|--|--|--|--|--|
|  |  |  |  |  |  |  |  |  |  |
|  |  |  |  |  |  |  |  |  |  |
|  |  |  |  |  |  |  |  |  |  |
|  |  |  |  |  |  |  |  |  |  |
|  |  |  |  |  |  |  |  |  |  |

- 3  Elsewhere ABROAD, write in the COUNTRY

|  |  |  |  |  |  |  |  |  |  |
|--|--|--|--|--|--|--|--|--|--|
|  |  |  |  |  |  |  |  |  |  |
|--|--|--|--|--|--|--|--|--|--|

## 8 Where did you usually live one year ago?

Answer if aged 1 year or over.

- 1  SAME as now  
2  Elsewhere in IRELAND (including Northern Ireland), write in the COUNTY

|  |  |  |  |  |  |  |  |  |  |
|--|--|--|--|--|--|--|--|--|--|
|  |  |  |  |  |  |  |  |  |  |
|  |  |  |  |  |  |  |  |  |  |
|  |  |  |  |  |  |  |  |  |  |

- 3  Elsewhere ABROAD, write in the COUNTRY

|  |  |  |  |  |  |  |  |  |  |
|--|--|--|--|--|--|--|--|--|--|
|  |  |  |  |  |  |  |  |  |  |
|  |  |  |  |  |  |  |  |  |  |
|  |  |  |  |  |  |  |  |  |  |

## 9 Have you lived outside the Republic of Ireland for a continuous period of one year or more?

Answer if aged 1 year or over and living in Ireland.

- 1  Yes  
2  No

If 'Yes', write in the YEAR of last taking up residence in the Republic of Ireland

|  |  |  |  |  |
|--|--|--|--|--|
|  |  |  |  |  |
|--|--|--|--|--|

 AND

the COUNTRY of last previous residence.

|  |  |  |  |  |  |  |  |  |  |
|--|--|--|--|--|--|--|--|--|--|
|  |  |  |  |  |  |  |  |  |  |
|  |  |  |  |  |  |  |  |  |  |
|  |  |  |  |  |  |  |  |  |  |

## 10 What is your nationality?

If you have more than one nationality, please declare all of them.

- 1  Irish  
2  Other NATIONALITY, write in

|  |  |  |  |  |  |  |  |  |  |
|--|--|--|--|--|--|--|--|--|--|
|  |  |  |  |  |  |  |  |  |  |
|  |  |  |  |  |  |  |  |  |  |
|  |  |  |  |  |  |  |  |  |  |
|  |  |  |  |  |  |  |  |  |  |

- 3  No nationality

## 11 What is your ethnic or cultural background?

Choose ONE section from A to D, then  the appropriate box.

### A White

- 1  Irish  
2  Irish Traveller  
3  Any other White background

### B Black or Black Irish

- 4  African  
5  Any other Black background

### C Asian or Asian Irish


- 6  Chinese  
7  Any other Asian background

### D Other, including mixed background

- 8  Other, write in description

|  |  |  |  |  |  |  |  |  |  |
|--|--|--|--|--|--|--|--|--|--|
|  |  |  |  |  |  |  |  |  |  |
|  |  |  |  |  |  |  |  |  |  |
|  |  |  |  |  |  |  |  |  |  |

## 12 What is your religion?

Mark  one box only.

- 1  Roman Catholic  
2  Church of Ireland  
3  Islam  
4  Presbyterian  
5  Orthodox  
6  Other, write in your RELIGION

|  |  |  |  |  |  |  |  |  |  |
|--|--|--|--|--|--|--|--|--|--|
|  |  |  |  |  |  |  |  |  |  |
|  |  |  |  |  |  |  |  |  |  |
|  |  |  |  |  |  |  |  |  |  |

- 7  No religion

## 13 How many children have you given birth to?

This question is for women only.

Write in number of children born alive.

|  |  |
|--|--|
|  |  |
|--|--|


 1  None

## 14 Can you speak Irish?

Answer if aged 3 years or over.

- 1  Yes  
2  No

If 'Yes', do you speak Irish?

Mark  the boxes that apply.

- 1  Daily, within the education system  
2  Daily, outside the education system  
3  Weekly  
4  Less often  
5  Never

# Person 1

## Write in BLOCK CAPITALS

## Mark boxes like this

**15 Do you speak a language other than English or Irish at home?**

- 1  Yes  
 2  No **▶ Go to Q16**

**What is this language?**

|  |  |  |  |  |  |  |  |  |  |
|--|--|--|--|--|--|--|--|--|--|
|  |  |  |  |  |  |  |  |  |  |
|  |  |  |  |  |  |  |  |  |  |

(e.g. POLISH, GERMAN, IRISH SIGN LANGUAGE)

**How well do you speak English?**

Mark one box only.

- 1  Very well  
 2  Well  
 3  Not well  
 4  Not at all

**16 Do you have any of the following long-lasting conditions or difficulties?**

- |   |                       |                       |
|---|-----------------------|-----------------------|
| (a) Blindness or a serious vision impairment  | Yes                   | No                    |
|   | <input type="radio"/> | <input type="radio"/> |
| (b) Deafness or a serious hearing impairment  | Yes                   | No                    |
|   | <input type="radio"/> | <input type="radio"/> |
| (c) A difficulty with basic physical activities such as walking, climbing stairs, reaching, lifting or carrying | Yes                   | No                    |
|   | <input type="radio"/> | <input type="radio"/> |
| (d) An intellectual disability  | Yes                   | No                    |
|   | <input type="radio"/> | <input type="radio"/> |
| (e) A difficulty with learning, remembering or concentrating  | Yes                   | No                    |
|   | <input type="radio"/> | <input type="radio"/> |
| (f) A psychological or emotional condition  | Yes                   | No                    |
|   | <input type="radio"/> | <input type="radio"/> |
| (g) A difficulty with pain, breathing, or any other chronic illness or condition                                | Yes                   | No                    |
|   | <input type="radio"/> | <input type="radio"/> |

**17 If 'Yes' to any of the categories specified in Question 16, do you have any difficulty in doing any of the following?**

- |   |                       |                       |
|---|-----------------------|-----------------------|
| (a) Dressing, bathing or getting around inside the home                       | Yes                   | No                    |
|   | <input type="radio"/> | <input type="radio"/> |
| (b) Going outside the home alone to shop or visit a doctor's surgery          | Yes                   | No                    |
|   | <input type="radio"/> | <input type="radio"/> |
| (c) Working at a job or business or attending school or college               | Yes                   | No                    |
|   | <input type="radio"/> | <input type="radio"/> |
| (d) Participating in other activities, for example leisure or using transport | Yes                   | No                    |
|   | <input type="radio"/> | <input type="radio"/> |

**18 How is your health in general?**

Mark one box only.

- 1  Very good  
 2  Good  
 3  Fair  
 4  Bad  
 5  Very bad

**19 How do you usually travel to work, school or college?**

Mark one box only, for the longest part, by distance, of your usual journey to work, school or college.

- 1  Not at work, school or college  
 2  On foot  
 3  Bicycle  
 4  Bus, minibus or coach  
 5  Train, DART or LUAS  
 6  Motor cycle or scooter  
 7  Driving a car  
 8  Passenger in a car  
 9  Van  
 10  Other, including lorry  
 11  Work mainly at or from home

**20 What time do you usually leave home to go to work, school or college?**

- 1  Not at work, school or college  
 2  Before 06.30  
 3  06.30 - 07.00  
 4  07.01 - 07.30  
 5  07.31 - 08.00  
 6  08.01 - 08.30  
 7  08.31 - 09.00  
 8  09.01 - 09.30  
 9  After 09.30

**21 How long does your journey to work, school or college usually take?**

Write in minutes.

|  |  |  |
|--|--|--|
|  |  |  |
|--|--|--|

**22 Do you provide regular unpaid personal help for a friend or family member with a long-term illness, health problem or disability?**

Include problems which are due to old age. Personal help includes help with basic tasks such as feeding or dressing.

- 1  Yes  
 2  No

**If 'Yes', for how many hours per week?**

Write in hours.

|  |  |  |
|--|--|--|
|  |  |  |
|--|--|--|

**23 If you are aged under 15**

**▶ Go to Q34**

**24 Have you ceased your full-time education?**

- 1  Yes  
 2  No

If 'Yes', write in AGE at which it ceased.

|  |  |
|--|--|
|  |  |
|--|--|

**25 What is the highest level of education/training (full-time or part-time) which you have completed to date?**

Mark one box only.

- 1  No formal education/training  
 2  Primary education  
NFQ Levels 1 or 2  
 FETAC Level 1 or 2 Cert. or equivalent  
 3  Lower Secondary  
NFQ Level 3  
 Junior/Inter/Group Cert., FETAC Level 3 Cert.,  
 FÁS Introductory Skills, NCVA Foundation  
 Cert. or equivalent  
 4  Upper Secondary  
NFQ Levels 4 or 5  
 Leaving Cert. (including Applied and  
 Vocational programmes) or equivalent  
 5  Technical or Vocational  
NFQ Levels 4 or 5  
 FETAC Level 4/5 Cert., NCVA Level 1/2, FÁS  
 Specific Skills, Teagasc Cert. in Agriculture,  
 CERT Craft Cert. or equivalent  
 6  Advanced Certificate/Completed  
 Apprenticeship  
NFQ Level 6  
 FETAC Advanced Cert., NCVA Level 3, FÁS  
 National Craft Cert., Teagasc Farming Cert.,  
 CERT Professional Cookery Cert. or equivalent  
 7  Higher Certificate  
NFQ Level 6  
 NCEA/HETAC National Cert. or equivalent  
 8  Ordinary Bachelor Degree or  
 National Diploma  
NFQ Level 7  
 9  Honours Bachelor Degree/  
 Professional qualification or both  
NFQ Level 8  
 10  Postgraduate Diploma or Degree  
NFQ Level 9  
 Postgraduate Diploma, Masters Degree  
 or equivalent  
 11  Doctorate (Ph.D) or higher  
NFQ Level 10





**Person 2**

See Explanatory Notes on back page

Mark boxes like this 

**1 What is your name? (Person 2)**

First name and surname.


**2 Sex**

1  Male    2  Female

**3 What is your date of birth?**

Day    Month    Year


**4 What is your relationship to Person 1?**

Mark  one box only.

| Relationship of PERSON 2 to      | Person 1                 |
|----------------------------------|--------------------------|
| Husband or wife                  | 1 <input type="radio"/>  |
| Partner (incl. same-sex partner) | 2 <input type="radio"/>  |
| Son or daughter                  | 3 <input type="radio"/>  |
| Step-child                       | 4 <input type="radio"/>  |
| Brother or sister                | 5 <input type="radio"/>  |
| Mother or father                 | 6 <input type="radio"/>  |
| Grandparent                      | 7 <input type="radio"/>  |
| Step-mother/-father              | 8 <input type="radio"/>  |
| Son-/daughter-in-law             | 9 <input type="radio"/>  |
| Grandchild                       | 10 <input type="radio"/> |
| Other related                    | 11 <input type="radio"/> |
| Unrelated (incl. foster child)   | 12 <input type="radio"/> |

**5 What is your current marital status?**

Answer if aged 15 years or over.

Mark  one box only.

- 1  Single (never married)
- 2  Married (first marriage)
- 3  Re-married (following widowhood)
- 4  Re-married (following divorce/annulment)
- 5  Separated (including deserted)
- 6  Divorced
- 7  Widowed

**6 What is your place of birth?**

Give the place where your mother lived at the time of your birth.

If IRELAND (including Northern Ireland), write in the COUNTRY.

|  |  |  |  |  |  |  |  |  |  |
|--|--|--|--|--|--|--|--|--|--|
|  |  |  |  |  |  |  |  |  |  |
|  |  |  |  |  |  |  |  |  |  |

If elsewhere ABROAD, write in the COUNTRY.

|  |  |  |  |  |  |  |  |  |  |
|--|--|--|--|--|--|--|--|--|--|
|  |  |  |  |  |  |  |  |  |  |
|  |  |  |  |  |  |  |  |  |  |

**7 Where do you usually live?**

- 1  HERE at this address
- 2  Elsewhere in IRELAND (including Northern Ireland), write in your FULL ADDRESS

|  |  |  |  |  |  |  |  |  |  |
|--|--|--|--|--|--|--|--|--|--|
|  |  |  |  |  |  |  |  |  |  |
|  |  |  |  |  |  |  |  |  |  |
|  |  |  |  |  |  |  |  |  |  |
|  |  |  |  |  |  |  |  |  |  |

- 3  Elsewhere ABROAD, write in the COUNTRY

|  |  |  |  |  |  |  |  |  |  |
|--|--|--|--|--|--|--|--|--|--|
|  |  |  |  |  |  |  |  |  |  |
|--|--|--|--|--|--|--|--|--|--|

**8 Where did you usually live one year ago?**

Answer if aged 1 year or over.

- 1  SAME as now
- 2  Elsewhere in IRELAND (including Northern Ireland), write in the COUNTY

|  |  |  |  |  |  |  |  |  |  |
|--|--|--|--|--|--|--|--|--|--|
|  |  |  |  |  |  |  |  |  |  |
|  |  |  |  |  |  |  |  |  |  |

- 3  Elsewhere ABROAD, write in the COUNTRY

|  |  |  |  |  |  |  |  |  |  |
|--|--|--|--|--|--|--|--|--|--|
|  |  |  |  |  |  |  |  |  |  |
|  |  |  |  |  |  |  |  |  |  |

**9 Have you lived outside the Republic of Ireland for a continuous period of one year or more?**

Answer if aged 1 year or over and living in Ireland.

- 1  Yes
- 2  No

If 'Yes', write in the YEAR of last taking up residence in the Republic of Ireland

AND

the COUNTRY of last previous residence.

|  |  |  |  |  |  |  |  |  |  |
|--|--|--|--|--|--|--|--|--|--|
|  |  |  |  |  |  |  |  |  |  |
|  |  |  |  |  |  |  |  |  |  |

**10 What is your nationality?**

If you have more than one nationality, please declare all of them.

- 1  Irish
- 2  Other NATIONALITY, write in

|  |  |  |  |  |  |  |  |  |  |
|--|--|--|--|--|--|--|--|--|--|
|  |  |  |  |  |  |  |  |  |  |
|  |  |  |  |  |  |  |  |  |  |

- 3  No nationality

**11 What is your ethnic or cultural background?**

Choose ONE section from A to D, then  the appropriate box.

**A White**

- 1  Irish
- 2  Irish Traveller
- 3  Any other White background

**B Black or Black Irish**

- 4  African
- 5  Any other Black background

**C Asian or Asian Irish**


- 6  Chinese
- 7  Any other Asian background

**D Other, including mixed background**

- 8  Other, write in description

|  |  |  |  |  |  |  |  |  |  |
|--|--|--|--|--|--|--|--|--|--|
|  |  |  |  |  |  |  |  |  |  |
|  |  |  |  |  |  |  |  |  |  |

**12 What is your religion?**

Mark  one box only.

- 1  Roman Catholic
- 2  Church of Ireland
- 3  Islam
- 4  Presbyterian
- 5  Orthodox
- 6  Other, write in your RELIGION

|  |  |  |  |  |  |  |  |  |  |
|--|--|--|--|--|--|--|--|--|--|
|  |  |  |  |  |  |  |  |  |  |
|  |  |  |  |  |  |  |  |  |  |

- 7  No religion

**13 How many children have you given birth to?**

This question is for women only.

Write in number of children born alive.

   1  None

**14 Can you speak Irish?**

Answer if aged 3 years or over.

- 1  Yes
- 2  No

If 'Yes', do you speak Irish?

Mark  the boxes that apply.

- 1  Daily, within the education system
- 2  Daily, outside the education system
- 3  Weekly
- 4  Less often
- 5  Never

## Person 2

## Write in BLOCK CAPITALS

## Mark boxes like this

**15 Do you speak a language other than English or Irish at home?**


- 1  Yes  
 2  No **▶ Go to Q16**

**What is this language?**

|  |  |  |  |  |  |  |  |  |  |
|--|--|--|--|--|--|--|--|--|--|
|  |  |  |  |  |  |  |  |  |  |
|  |  |  |  |  |  |  |  |  |  |

(e.g. POLISH, GERMAN, IRISH SIGN LANGUAGE)

**How well do you speak English?**

Mark  one box only.

- 1  Very well  
 2  Well  
 3  Not well  
 4  Not at all


**16 Do you have any of the following long-lasting conditions or difficulties?**

- |   |                       |                       |
|---|-----------------------|-----------------------|
| (a) Blindness or a serious vision impairment  | Yes                   | No                    |
|   | <input type="radio"/> | <input type="radio"/> |
| (b) Deafness or a serious hearing impairment  | Yes                   | No                    |
|   | <input type="radio"/> | <input type="radio"/> |
| (c) A difficulty with basic physical activities such as walking, climbing stairs, reaching, lifting or carrying | Yes                   | No                    |
|   | <input type="radio"/> | <input type="radio"/> |
| (d) An intellectual disability  | Yes                   | No                    |
|   | <input type="radio"/> | <input type="radio"/> |
| (e) A difficulty with learning, remembering or concentrating  | Yes                   | No                    |
|   | <input type="radio"/> | <input type="radio"/> |
| (f) A psychological or emotional condition  | Yes                   | No                    |
|   | <input type="radio"/> | <input type="radio"/> |
| (g) A difficulty with pain, breathing, or any other chronic illness or condition                                | Yes                   | No                    |
|   | <input type="radio"/> | <input type="radio"/> |

**17 If 'Yes' to any of the categories specified in Question 16, do you have any difficulty in doing any of the following?**


- |   |                       |                       |
|---|-----------------------|-----------------------|
| (a) Dressing, bathing or getting around inside the home                       | Yes                   | No                    |
|   | <input type="radio"/> | <input type="radio"/> |
| (b) Going outside the home alone to shop or visit a doctor's surgery          | Yes                   | No                    |
|   | <input type="radio"/> | <input type="radio"/> |
| (c) Working at a job or business or attending school or college               | Yes                   | No                    |
|   | <input type="radio"/> | <input type="radio"/> |
| (d) Participating in other activities, for example leisure or using transport | Yes                   | No                    |
|   | <input type="radio"/> | <input type="radio"/> |

**18 How is your health in general?**

Mark  one box only.

- 1  Very good  
 2  Good  
 3  Fair  
 4  Bad  
 5  Very bad

**19 How do you usually travel to work, school or college?**

Mark  one box only, for the longest part, by distance, of your usual journey to work, school or college.

- 1  Not at work, school or college  
 2  On foot  
 3  Bicycle  
 4  Bus, minibus or coach  
 5  Train, DART or LUAS  
 6  Motor cycle or scooter  
 7  Driving a car  
 8  Passenger in a car  
 9  Van  
 10  Other, including lorry  
 11  Work mainly at or from home

**20 What time do you usually leave home to go to work, school or college?**

- 1  Not at work, school or college  
 2  Before 06.30  
 3  06.30 - 07.00  
 4  07.01 - 07.30  
 5  07.31 - 08.00  
 6  08.01 - 08.30  
 7  08.31 - 09.00  
 8  09.01 - 09.30  
 9  After 09.30

**21 How long does your journey to work, school or college usually take?**

Write in minutes.

|  |  |  |
|--|--|--|
|  |  |  |
|--|--|--|

**22 Do you provide regular unpaid personal help for a friend or family member with a long-term illness, health problem or disability?**

Include problems which are due to old age. Personal help includes help with basic tasks such as feeding or dressing.

- 1  Yes  
 2  No

**If 'Yes', for how many hours per week?**

Write in hours.

|  |  |  |
|--|--|--|
|  |  |  |
|--|--|--|

**23 If you are aged under 15**

**▶ Go to Q34**


**24 Have you ceased your full-time education?**

- 1  Yes  
 2  No

If 'Yes', write in AGE at which it ceased.

|  |  |
|--|--|
|  |  |
|--|--|

**25 What is the highest level of education/training (full-time or part-time) which you have completed to date?**

Mark  one box only.

- 1  No formal education/training  
 2  Primary education  
NFQ Levels 1 or 2  
 FETAC Level 1 or 2 Cert. or equivalent  
 3  Lower Secondary  
NFQ Level 3  
 Junior/Inter/Group Cert., FETAC Level 3 Cert.,  
 FÁS Introductory Skills, NCVA Foundation  
 Cert. or equivalent  
 4  Upper Secondary  
NFQ Levels 4 or 5  
 Leaving Cert. (including Applied and  
 Vocational programmes) or equivalent  
 5  Technical or Vocational  
NFQ Levels 4 or 5  
 FETAC Level 4/5 Cert., NCVA Level 1/2, FÁS  
 Specific Skills, Teagasc Cert. in Agriculture,  
 CERT Craft Cert. or equivalent  
 6  Advanced Certificate/Completed  
 Apprenticeship  
NFQ Level 6  
 FETAC Advanced Cert., NCVA Level 3, FÁS  
 National Craft Cert., Teagasc Farming Cert.,  
 CERT Professional Cookery Cert. or equivalent  
 7  Higher Certificate  
NFQ Level 6  
 NCEA/HETAC National Cert. or equivalent  
 8  Ordinary Bachelor Degree or  
 National Diploma  
NFQ Level 7  
 9  Honours Bachelor Degree/  
 Professional qualification or both  
NFQ Level 8  
 10  Postgraduate Diploma or Degree  
NFQ Level 9  
 Postgraduate Diploma, Masters Degree  
 or equivalent  
 11  Doctorate (Ph.D) or higher  
NFQ Level 10



**26 What is the main field of study of the highest qualification you have completed to date?**

Exclude Secondary school qualifications.

Write in the field of study.

|  |  |  |  |  |  |  |  |  |  |  |  |  |  |  |
|--|--|--|--|--|--|--|--|--|--|--|--|--|--|--|
|  |  |  |  |  |  |  |  |  |  |  |  |  |  |  |
|  |  |  |  |  |  |  |  |  |  |  |  |  |  |  |
|  |  |  |  |  |  |  |  |  |  |  |  |  |  |  |
|  |  |  |  |  |  |  |  |  |  |  |  |  |  |  |

(e.g. ACCOUNTANCY, BEAUTY THERAPY, FARMING, PLUMBING)

**27 How would you describe your present principal status?**

Mark one box only.

- 1  Working for payment or profit
- 2  Looking for first regular job
- 3  Unemployed
- 4  Student or pupil
- 5  Looking after home/family
- 6  Retired from employment
- 7  Unable to work due to permanent sickness or disability
- 8  Other, write in

|  |  |  |  |  |  |  |  |  |  |  |  |  |  |  |
|--|--|--|--|--|--|--|--|--|--|--|--|--|--|--|
|  |  |  |  |  |  |  |  |  |  |  |  |  |  |  |
|  |  |  |  |  |  |  |  |  |  |  |  |  |  |  |

- 28** If you are working, unemployed or retired Go to Q29
- If you are a student Go to Q34
- Otherwise Go to Q35

**29 Do (did) you work as an employee or are (were) you self-employed in your main job?**

Your main job is the job in which you usually work(ed) the most hours.

Mark one box only.

- 1  Employee
- 2  Self-employed, with paid employees
- 3  Self-employed, without paid employees
- 4  Assisting relative (not receiving a fixed wage or salary)

**30 What is (was) your occupation in your main job?**

In all cases describe the occupation fully and precisely giving the full job title.

Use precise terms such as

- RETAIL STORE MANAGER
- SECONDARY TEACHER
- ELECTRICAL ENGINEER

Do NOT use general terms such as

- MANAGER
- TEACHER
- ENGINEER

Civil servants and local government employees should state their grade e.g. SENIOR ADMINISTRATIVE OFFICER. Members of the Gardaí or Army should state their rank. Teachers should state the branch of teaching e.g. PRIMARY TEACHER. Clergy and religious orders should give full description e.g. NUN, REGISTERED GENERAL NURSE.

Write in your main OCCUPATION.

|  |  |  |  |  |  |  |  |  |  |  |  |  |  |  |
|--|--|--|--|--|--|--|--|--|--|--|--|--|--|--|
|  |  |  |  |  |  |  |  |  |  |  |  |  |  |  |
|  |  |  |  |  |  |  |  |  |  |  |  |  |  |  |
|  |  |  |  |  |  |  |  |  |  |  |  |  |  |  |

If a farmer, write in the SIZE of the area farmed to the nearest hectare.

|  |  |  |  |  |  |  |  |  |  |  |  |  |  |  |
|--|--|--|--|--|--|--|--|--|--|--|--|--|--|--|
|  |  |  |  |  |  |  |  |  |  |  |  |  |  |  |
|--|--|--|--|--|--|--|--|--|--|--|--|--|--|--|

Hectares

**31** If you are retired Go to Q35

**32 What is (was) the business of your employer at the place where you work(ed) in your main job?**

If you are (were) self-employed answer in respect of your own business. Describe the main product or service provided by your employer.

For example, MAKING COMPUTERS, REPAIRING CARS, SECONDARY EDUCATION, FOOD WHOLESAL, MAKING PHARMACEUTICALS, CONTRACT CLEANING, SOFTWARE DEVELOPMENT AND SUPPORT.

|  |  |  |  |  |  |  |  |  |  |  |  |  |  |  |
|--|--|--|--|--|--|--|--|--|--|--|--|--|--|--|
|  |  |  |  |  |  |  |  |  |  |  |  |  |  |  |
|  |  |  |  |  |  |  |  |  |  |  |  |  |  |  |
|  |  |  |  |  |  |  |  |  |  |  |  |  |  |  |

**33** If you are unemployed Go to Q35

**34 What is the FULL NAME and ADDRESS of your place of work, school or college?**

Full name

|  |  |  |  |  |  |  |  |  |  |  |  |  |  |  |
|--|--|--|--|--|--|--|--|--|--|--|--|--|--|--|
|  |  |  |  |  |  |  |  |  |  |  |  |  |  |  |
|  |  |  |  |  |  |  |  |  |  |  |  |  |  |  |

Address

|  |  |  |  |  |  |  |  |  |  |  |  |  |  |  |
|--|--|--|--|--|--|--|--|--|--|--|--|--|--|--|
|  |  |  |  |  |  |  |  |  |  |  |  |  |  |  |
|  |  |  |  |  |  |  |  |  |  |  |  |  |  |  |

- 1  Work mainly at or from home
- 2  No fixed place of work

**35 Answer questions for Person 3 starting on the next page. If there are only two persons present in the household on the night of 10 April Go to page 22**

## Absent Persons who usually live in the household

Answer questions A1 to A8 for all household members who usually live here at this address but who are NOT present on the night of Sunday 10 April. Include in particular all primary, secondary and third level students who are living away from home during term time who are NOT present at this address on the night of Sunday 10 April.

### Absent Person 1

**A1** What is this person's name?

*First name and surname.*

**A2** Sex

1  Male    2  Female

**A3** What is this person's date of birth?

Day                  Month                  Year

|  |  |  |  |  |  |  |  |  |  |
|--|--|--|--|--|--|--|--|--|--|
|  |  |  |  |  |  |  |  |  |  |
|--|--|--|--|--|--|--|--|--|--|

**A4** What is the relationship of this person to Person 1 on page 4?

Mark  one box only.

- 1  Husband or wife  
 2  Partner (including same-sex partner)  
 3  Son or daughter  
 11  Other related, write in RELATIONSHIP

|  |  |  |  |  |  |  |  |  |  |
|--|--|--|--|--|--|--|--|--|--|
|  |  |  |  |  |  |  |  |  |  |
|  |  |  |  |  |  |  |  |  |  |

12  Unrelated (including foster child)

### Absent Person 2

**A1** What is this person's name?

*First name and surname.*

**A2** Sex

1  Male    2  Female

**A3** What is this person's date of birth?

Day                  Month                  Year

|  |  |  |  |  |  |  |  |  |  |
|--|--|--|--|--|--|--|--|--|--|
|  |  |  |  |  |  |  |  |  |  |
|--|--|--|--|--|--|--|--|--|--|

**A4** What is the relationship of this person to Person 1 on page 4?

Mark  one box only.

- 1  Husband or wife  
 2  Partner (including same-sex partner)  
 3  Son or daughter  
 11  Other related, write in RELATIONSHIP

|  |  |  |  |  |  |  |  |  |  |
|--|--|--|--|--|--|--|--|--|--|
|  |  |  |  |  |  |  |  |  |  |
|  |  |  |  |  |  |  |  |  |  |

12  Unrelated (including foster child)

### Absent Person 3

**A1** What is this person's name?

*First name and surname.*

**A2** Sex

1  Male    2  Female

**A3** What is this person's date of birth?

Day                  Month                  Year

|  |  |  |  |  |  |  |  |  |  |
|--|--|--|--|--|--|--|--|--|--|
|  |  |  |  |  |  |  |  |  |  |
|--|--|--|--|--|--|--|--|--|--|

**A4** What is the relationship of this person to Person 1 on page 4?

Mark  one box only.

- 1  Husband or wife  
 2  Partner (including same-sex partner)  
 3  Son or daughter  
 11  Other related, write in RELATIONSHIP

|  |  |  |  |  |  |  |  |  |  |
|--|--|--|--|--|--|--|--|--|--|
|  |  |  |  |  |  |  |  |  |  |
|  |  |  |  |  |  |  |  |  |  |

12  Unrelated (including foster child)

**A5** What is this person's current marital status?

*Answer if aged 15 years or over.*

Mark  one box only.

- 1  Single (never married)  
 2  Married (including re-married)  
 5  Separated (including deserted)  
 6  Divorced  
 7  Widowed

**A5** What is this person's current marital status?

*Answer if aged 15 years or over.*

Mark  one box only.

- 1  Single (never married)  
 2  Married (including re-married)  
 5  Separated (including deserted)  
 6  Divorced  
 7  Widowed

**A5** What is this person's current marital status?

*Answer if aged 15 years or over.*

Mark  one box only.

- 1  Single (never married)  
 2  Married (including re-married)  
 5  Separated (including deserted)  
 6  Divorced  
 7  Widowed

**A6** How long altogether is this person away for?

- 1  Less than 12 months  
 2  12 months or more

**A6** How long altogether is this person away for?

- 1  Less than 12 months  
 2  12 months or more

**A6** How long altogether is this person away for?

- 1  Less than 12 months  
 2  12 months or more

**A7** Was this person in the Republic of Ireland on Sunday 10 April?

- 1  Yes  
 2  No

**A7** Was this person in the Republic of Ireland on Sunday 10 April?

- 1  Yes  
 2  No

**A7** Was this person in the Republic of Ireland on Sunday 10 April?

- 1  Yes  
 2  No

**A8** Is this person a student away at school or college?

- 1  Yes  
 2  No

**A8** Is this person a student away at school or college?

- 1  Yes  
 2  No

**A8** Is this person a student away at school or college?

- 1  Yes  
 2  No

## Absent Person 4

## Declaration

### A1 What is this person's name?

First name and surname.

### A2 Sex

- 1  Male    2  Female

### A3 What is this person's date of birth?

Day                      Month                      Year

|  |  |  |  |  |  |  |  |  |  |  |  |  |  |  |  |  |  |  |  |
|--|--|--|--|--|--|--|--|--|--|--|--|--|--|--|--|--|--|--|--|
|  |  |  |  |  |  |  |  |  |  |  |  |  |  |  |  |  |  |  |  |
|  |  |  |  |  |  |  |  |  |  |  |  |  |  |  |  |  |  |  |  |

### A4 What is the relationship of this person to Person 1 on page 4?

Mark  one box only.

- 1  Husband or wife  
2  Partner  
(including same-sex partner)  
3  Son or daughter  
11  Other related, write in  
RELATIONSHIP

|  |  |  |  |  |  |  |  |  |  |  |  |  |  |  |  |  |  |  |  |
|--|--|--|--|--|--|--|--|--|--|--|--|--|--|--|--|--|--|--|--|
|  |  |  |  |  |  |  |  |  |  |  |  |  |  |  |  |  |  |  |  |
|  |  |  |  |  |  |  |  |  |  |  |  |  |  |  |  |  |  |  |  |

- 12  Unrelated (including foster child)

### A5 What is this person's current marital status?

Answer if aged 15 years or over.

Mark  one box only.

- 1  Single (never married)  
2  Married (including re-married)  
5  Separated (including deserted)  
6  Divorced  
7  Widowed

### A6 How long altogether is this person away for?

- 1  Less than 12 months  
2  12 months or more

### A7 Was this person in the Republic of Ireland on Sunday 10 April?

- 1  Yes  
2  No

### A8 Is this person a student away at school or college?

- 1  Yes  
2  No

**Declaration to be completed by the person responsible for completing the form.**

#### Before you sign the declaration please check:

- That you have completed the questions about your accommodation on page 2.
- That in List 1 on page 3, you have accounted for all persons (including visitors) who spent the night of Sunday 10 April at this address.
- That you have answered all questions which should have been answered for each person who spent the night of Sunday 10 April in the household (pages 4-21).
- That in List 2 on page 3, you have accounted for all persons who usually live at this address but who were temporarily absent on Sunday 10 April.
- That you have answered all questions on pages 22-23 for all household members temporarily absent on the night of Sunday 10 April.
- That no person has been double-counted on the form.

I declare that this form is correct and complete to the best of my knowledge and belief.

Signature

**You have now completed the Census Form.**

**Thank you for your co-operation.**

**If there are more than 4 persons temporarily absent from the household on the night of Sunday 10 April, please ask your Enumerator for guidance.**

## Explanatory Notes

### Question H3 – Does your household own or rent your accommodation?

If you rent your accommodation (box 3), or live in it rent free (box 4), you should also answer the second part of the question 'who is your landlord?'. Select the appropriate box (1, 2 or 3) to indicate whether your landlord is a 'Private landlord', a 'Local Authority' or a 'Voluntary/Co-operative housing body', regardless of whether or not you pay all or part of the rent yourself, or if it is paid on your behalf by the HSE or any other body.

### Question H4 – If your accommodation is rented, how much rent does your household pay?

If the HSE or any other body pays part of the rent, only the amount paid by the household should be entered. Enter the amount to the nearest Euro and mark the box corresponding to the period covered e.g. if your household pays a weekly rent of €78.60 enter 79 and mark box 1. If all of your rent is paid on your behalf enter 0 and mark box 1.

### Question 4 – Relationship

The relationship question is designed to determine families within households. This includes where there are two or more families in the one household. For example, a household consisting of an adult daughter living with her two parents and her own child would be counted as a two family household.

The example given below shows how the question should be answered for the child in this situation, where the parents are Persons 1 and 2 on the form, the adult daughter is Person 3 and the child is Person 4.

Mark  one box only for each person.

| Relationship of PERSON 4 to      | Persons                             |                                    |                                    |
|----------------------------------|-------------------------------------|------------------------------------|------------------------------------|
|                                  | 1                                   | 2                                  | 3                                  |
| Husband or wife                  | 1 <input type="radio"/>             | 2 <input type="radio"/>            | 3 <input type="radio"/>            |
| Partner (incl. same-sex partner) | 2 <input type="radio"/>             | 3 <input type="radio"/>            | 1 <input type="radio"/>            |
| Son or daughter                  | 3 <input type="radio"/>             | 1 <input type="radio"/>            | 2 <input checked="" type="radio"/> |
| Step-child                       | 4 <input type="radio"/>             | 1 <input type="radio"/>            | 2 <input type="radio"/>            |
| Brother or sister                | 5 <input type="radio"/>             | 1 <input type="radio"/>            | 2 <input type="radio"/>            |
| Mother or father                 | 6 <input type="radio"/>             | 1 <input type="radio"/>            | 2 <input type="radio"/>            |
| Grandparent                      | 7 <input type="radio"/>             | 1 <input type="radio"/>            | 2 <input type="radio"/>            |
| Step-mother/-father              | 8 <input type="radio"/>             | 1 <input type="radio"/>            | 2 <input type="radio"/>            |
| Son-/daughter-in-law             | 9 <input type="radio"/>             | 1 <input type="radio"/>            | 2 <input type="radio"/>            |
| Grandchild                       | 10 <input checked="" type="radio"/> | 1 <input checked="" type="radio"/> | 2 <input type="radio"/>            |
| Other related                    | 11 <input type="radio"/>            | 1 <input type="radio"/>            | 2 <input type="radio"/>            |
| Unrelated (incl. foster child)   | 12 <input type="radio"/>            | 1 <input type="radio"/>            | 2 <input type="radio"/>            |

### Question 7 – Where do you usually live?

This question refers to your place of usual residence at the time of the Census. If you have lived at this address for a continuous period of at least 12 months before Census Night, or have arrived at this address in the 12 month period before Census Night with the intention of staying here for at least one year you should mark box 1 (HERE). If your usual residence is not here but is elsewhere in Ireland (including Northern Ireland) you should mark box 2 and write in your full address. If your usual residence is elsewhere abroad you should mark box 3 and give the country of usual residence.

The general guideline is that a person's place of usual residence is where he/she spends most of his/her daily night rest. The following specific guidelines should be used:

- Those away from home during the week who return to the family home at weekends should consider the family home as their place of usual residence.
- Primary and secondary students who are boarding away from home, and third level students at college or university, should consider the family home as their place of usual residence.
- If a person has spent or intends to spend 12 months or more in an institution then the institution is that person's place of usual residence.
- If a person regularly lives in more than one residence during the year then the place where he/she spends the majority of the year should be chosen as his/her place of usual residence.

### Question 8 – Where did you usually live one year ago?

This question is for persons aged 1 year or over. The guidelines in relation to Question 7 also apply to this question. If your place of usual residence one year before the Census was the same as now you should mark box 1 (SAME as now).

### Question 9 – Have you lived outside the Republic of Ireland for a continuous period of one year or more?

This question is for persons aged 1 year or over. If your place of usual residence is in the Republic of Ireland and you were either:

- born in this country and lived outside it for a continuous period of one year or more, or
- born abroad and lived outside Ireland for a continuous period of one year or more,

then you should mark box 1 (Yes). You should also write in the year of last taking up residence in this country and the country of last previous residence.

### Question 15 – Do you speak a language other than English or Irish at home?

If you do not speak a language other than English or Irish at home you should mark box 2 (No) and proceed to Question 16. This means those who speak only English and/or Irish at home do not have to report on their ability to speak the English language.

### Question 16 – Do you have any of the following long-lasting conditions or difficulties?

For the purpose of this question a long lasting condition or difficulty is one which has lasted or is expected to last 6 months or longer, or that regularly re-occurs.

### Question 22 – Do you provide regular unpaid personal help for a friend or family member with a long-term illness, health problem or disability?

If you provide regular unpaid help as a carer, regardless of whether or not you are in receipt of Carer's Allowance/Benefit, you should mark box 1 (Yes) and write in the weekly number of hours of caring.

### Question 25 – What is the highest level of education/training (full-time or part-time) which you have completed to date?

The categories distinguished in this question follow the National Framework of Qualifications (NFQ). Further details can be found at [www.nfq.ie](http://www.nfq.ie)

Further information on FETAC, HETAC, foreign qualifications and all other qualifications in general can be found at [www.census.ie](http://www.census.ie)

### Question 26 – What is the main field of study of the highest qualification you have completed to date?

This question is to capture post-secondary school qualifications only. If you have a number of qualifications, the field of study relating to the highest qualification only should be listed.

### Question 27 – How would you describe your present principal status?

You should mark one box only to select the category which you feel best describes your present principal status. If you are on sick leave or maternity leave and intend to return to work at some stage you should mark box 1 (Working).

### Question 34 – Address of place of work, school or college

Persons who leave the household to attend work, school or college should supply the full name and address of this place.

For children who attend pre-school facilities (e.g. crèche, kindergarten) outside the home, the full name and address of this facility should be supplied by the person filling in the form.