

**Table 21A Persons aged 15 years and over in each town with a population of 1,500 or more, classified by social class**

Town	Total	Social class						
		1. Professional workers	2. Managerial and technical	3. Non-manual	4. Skilled manual	5. Semi-skilled	6. Unskilled	7. All others gainfully occupied and unknown
Greater Dublin Area	858,691	70,282	224,088	153,038	122,191	85,714	32,282	171,096
Other Cities	331,467	23,629	70,549	53,189	49,928	42,653	13,909	77,610
Cork City	156,030	11,845	34,420	25,896	24,954	19,142	6,748	33,025
Limerick City	74,322	4,686	15,213	12,315	10,868	10,505	3,082	17,653
Galway City	61,520	5,162	13,645	9,061	7,381	7,342	2,089	16,840
Waterford City	39,595	1,936	7,271	5,917	6,725	5,664	1,990	10,092
Towns 10,000 population and over	485,924	27,716	119,226	87,292	80,912	59,813	21,090	89,875
Drogheda	27,241	1,210	5,706	4,718	5,092	4,075	1,666	4,774
Dundalk	27,420	1,220	5,642	5,245	4,326	4,012	1,399	5,576
Swords	26,523	1,294	6,721	6,128	4,755	3,119	955	3,551
Bray	25,492	1,647	6,946	4,879	3,958	2,785	813	4,464
Navan (An Uaimh)	18,872	929	4,365	3,245	3,885	2,406	914	3,128
Ennis	19,135	1,092	4,968	3,264	3,461	1,989	836	3,525
Tralee	18,057	974	3,724	2,993	2,936	1,954	748	4,728
Kilkenny	18,059	1,072	4,598	3,051	3,008	2,194	876	3,260
Carlow	16,529	727	3,256	2,591	2,835	2,180	916	4,024
Naas	15,705	1,133	4,588	2,629	2,301	1,965	562	2,527
Sligo	16,286	914	3,304	2,582	2,271	2,222	703	4,290
Droichead Nua	14,313	626	3,211	2,895	2,570	1,993	644	2,374
Mullingar	14,246	839	3,263	2,484	2,370	1,587	638	3,065
Wexford	14,687	652	2,960	2,632	2,950	2,423	921	2,149
Letterkenny	13,667	862	3,520	2,610	1,914	1,440	507	2,814
Athlone	14,189	909	2,782	2,821	1,983	1,726	620	3,348
Celbridge	12,955	1,022	4,536	2,558	2,024	1,237	429	1,149
Clonmel	13,685	623	2,798	2,332	2,084	2,096	680	3,072
Balbriggan	11,834	566	2,698	2,379	2,093	1,377	515	2,206
Malahide	11,782	1,256	5,267	2,115	1,251	512	114	1,267
Leixlip	11,748	727	3,780	2,492	2,072	1,252	384	1,041
Portlaoighise	11,421	493	2,280	1,942	1,954	1,454	569	2,729
Killarney	12,492	498	2,631	1,828	2,114	1,717	517	3,187
Greystones	11,594	1,240	4,667	2,214	1,271	716	198	1,288
Tullamore	10,249	572	2,271	1,501	1,739	1,272	563	2,331
Carrigaline	9,556	824	2,671	1,799	1,685	1,314	333	930
Castlebar	9,552	655	2,316	1,630	1,498	1,128	440	1,885
Arklow	9,206	367	1,875	1,400	1,810	1,484	450	1,820
Cobh	8,734	410	1,814	1,678	1,677	1,359	348	1,448
Maynooth	8,783	685	2,447	1,231	1,060	683	257	2,420
Ballina	8,192	321	1,853	1,358	1,538	1,102	456	1,564
Mallow	8,150	436	1,751	1,335	1,577	1,122	409	1,520
Wicklow	7,658	450	2,246	1,472	1,278	739	324	1,149
Midleton	7,912	471	1,771	1,261	1,572	1,179	386	1,272

**Table 21A (contd.) Persons aged 15 years and over in each town with a population of 1,500 or more, classified by social class**

Town	Total	Social class						
		1. Professional workers	2. Managerial and technical	3. Non-manual	4. Skilled manual	5. Semi-skilled	6. Unskilled	7. All others gainfully occupied and unknown
Towns 5,000 - 9,999 population	213,716	9,957	49,936	36,019	40,228	28,190	11,896	37,490
Tramore	7,366	544	2,050	1,439	1,311	886	280	856
Enniscorthy	7,598	148	1,325	1,141	1,621	1,234	669	1,460
Skerries	7,341	536	2,544	1,454	1,054	589	204	960
Shannon	7,319	258	1,359	1,275	1,572	1,305	412	1,138
Portmarnock	7,617	704	3,101	1,667	915	419	82	729
Laytown-Bettystown-Mornington	6,745	444	2,064	1,240	1,226	714	233	824
Longford	6,939	241	1,247	961	1,123	856	396	2,115
Ashbourne	6,753	333	1,969	1,382	1,423	761	282	603
Dungarvan	6,657	262	1,320	976	1,181	949	396	1,573
Rush	6,329	243	1,618	1,154	1,222	670	381	1,041
Athy	6,296	193	1,200	950	1,133	925	433	1,462
Cavan	6,313	342	1,344	1,069	1,052	767	380	1,359
Nenagh	6,314	280	1,309	998	1,227	958	310	1,232
New Ross	6,149	175	997	795	1,306	911	381	1,584
Thurles	6,219	225	1,325	1,039	1,202	878	378	1,172
Kildare	5,699	213	1,050	1,150	1,053	924	387	922
Ratoath	4,929	357	1,773	1,047	851	386	108	407
Gorey	5,608	155	1,061	1,014	1,287	816	384	891
Tuam	5,547	229	1,165	790	979	740	288	1,356
Trim	5,278	224	1,335	862	1,085	616	296	860
Youghal	5,409	190	1,037	840	978	864	263	1,237
Monaghan	5,522	217	1,162	881	1,147	776	465	874
Ballinasloe	4,989	266	1,224	647	763	580	252	1,257
Portarlington	4,667	140	877	762	1,060	741	231	856
Buncrana	4,448	150	931	671	1,057	676	319	644
Carrick-on-Suir	4,638	108	599	708	1,017	848	443	915
Edenderry	4,570	79	738	652	1,127	671	417	886
Fermoy	4,667	207	927	723	914	872	272	752
Bandon	4,683	266	978	772	906	665	283	813
Dunboyne	4,049	277	1,338	817	711	365	177	364
Donabate	3,822	305	1,418	710	493	303	90	503
Westport	4,642	208	1,055	675	763	673	198	1,070
Ceannanus Mór	4,098	153	863	648	841	642	281	670
Lusk	4,126	250	1,214	817	717	394	182	552
Passage West	4,056	427	1,078	700	809	507	158	377
Newcastle West	4,201	149	869	587	849	619	248	880
Birr	3,971	146	779	626	782	558	334	746
Tipperary	4,093	94	710	688	784	636	433	748
Roscommon	4,049	219	983	692	687	496	170	802

**Table 21A (contd.) Persons aged 15 years and over in each town with a population of 1,500 or more, classified by social class**

Town	Total	Social class						
		1. Professional workers	2. Managerial and technical	3. Non-manual	4. Skilled manual	5. Semi-skilled	6. Unskilled	7. All others gainfully occupied and unknown
Towns 3,000 - 4,999 population	85,393	4,123	19,753	13,523	16,873	11,737	4,285	15,099
Clane	3,728	197	1,080	692	726	361	160	512
Roscrea	3,858	123	575	499	813	684	202	962
Ardee	3,735	122	766	498	939	508	251	651
Loughrea	3,712	175	807	609	713	480	256	672
Carrickmacross	3,584	134	701	431	794	757	178	589
Listowel	3,443	128	741	509	563	468	173	861
Ballybofey-Stranorlar	3,300	73	678	612	734	466	168	569
Clonakilty	3,411	181	895	562	631	410	167	565
Kilcock	3,123	144	936	577	583	400	108	375
Kinsale	3,394	288	894	411	505	452	146	698
Mountmellick	3,116	66	542	420	696	382	206	804
Blessington	3,040	171	854	643	640	368	115	249
Sallins	2,715	219	833	469	447	269	81	397
Kinsealy-Drinan	2,919	232	948	659	489	240	59	292
Macroom	2,877	176	662	433	604	349	138	515
Oranmore	2,853	334	935	463	423	314	73	311
Dunshaughlin	2,431	199	773	438	468	260	77	216
Cahir	2,730	58	474	355	600	618	182	443
Mitchelstown	2,724	105	488	383	480	502	173	593
Bantry	2,674	112	584	384	525	375	129	565
Kilcoole	2,482	110	636	475	526	291	86	358
Duleek	2,471	50	421	430	589	413	206	362
Athenry	2,552	181	653	436	464	300	106	412
Carrick-on-Shannon	2,627	117	616	481	506	285	124	498
Castleblayney	2,577	56	520	352	559	377	162	551
Tower	2,235	175	677	377	402	245	65	294
Tullow	2,428	48	311	279	498	353	181	758
Monasterevan	2,358	92	413	320	510	393	183	447
Clara	2,296	57	340	326	446	417	130	580

**Table 21A (contd.) Persons aged 15 years and over in each town with a population of 1,500 or more, classified by social class**

Town	Total	Social class						
		1. Professional workers	2. Managerial and technical	3. Non-manual	4. Skilled manual	5. Semi-skilled	6. Unskilled	7. All others gainfully occupied and unknown
Towns 1,500 - 2,999 population	102,163	4,154	22,818	15,810	20,267	13,802	5,743	19,569
Kilcullen	2,326	122	591	437	442	261	85	388
Rathluirc (or Charleville)	2,367	80	443	345	432	345	83	639
Cashel	2,417	79	466	273	426	348	195	630
Rathcoole	2,527	114	596	514	582	333	81	307
Carrigtwohill	2,190	111	483	415	459	416	136	170
Muinebeag	2,235	67	374	341	563	365	160	365
Gort	2,292	89	371	303	612	361	307	249
Kilrush	2,192	40	440	255	372	320	121	644
Ballyshannon	2,158	59	425	367	413	252	84	558
Claremorris	2,110	94	502	386	417	276	182	253
Newtownmountkennedy	1,960	82	397	330	427	254	142	328
Boyle	2,090	70	510	363	357	257	140	393
Kill	1,907	103	594	405	338	139	75	253
Stamullen	1,795	93	529	386	415	167	51	154
Blarney	1,944	108	509	319	434	265	99	210
Templemore	1,991	48	342	504	353	242	149	353
Donegal	1,956	77	463	315	307	296	78	420
Skibbereen	1,911	60	418	357	429	308	112	227
Castleisland	1,908	65	397	300	376	200	84	486
Kinnegad	1,640	54	376	252	369	204	84	301
Athboy	1,695	72	386	249	365	197	109	317
Enfield	1,620	84	418	284	395	175	74	190
Ballinrobe	1,686	78	377	244	403	248	97	239
Bailieborough	1,533	47	257	209	304	221	107	388
Bundoran	1,589	51	375	262	265	189	55	392
Abbeyfeale	1,518	55	313	163	282	188	77	440
Prosperous	1,371	72	366	225	276	147	60	225
Carndonagh	1,470	47	329	171	293	141	86	403
An Daingean	1,630	57	412	200	233	235	71	422
Kanturk	1,613	26	359	220	344	236	144	284
Cootehill	1,566	46	304	243	240	310	105	318
Moate	1,539	79	312	262	258	198	71	359
Enniskerry	1,394	132	520	219	199	95	34	195
Castlereagh	1,606	50	412	247	274	213	93	317
Bunclody-Carrickduff	1,438	45	268	190	341	263	91	240
Ballina (North Tipperary)	1,349	161	440	190	260	116	27	155
Rathnew	1,427	29	197	181	302	194	121	403
Annacotty	1,500	192	514	206	166	87	16	319

**Table 21A (contd.) Persons aged 15 years and over in each town with a population of 1,500 or more, classified by social class**

Town	Total	Social class						
		1. Professional workers	2. Managerial and technical	3. Non-manual	4. Skilled manual	5. Semi-skilled	6. Unskilled	7. All others gainfully occupied and unknown
Towns 1,500 - 2,999 population (contd.)								
Thomastown	1,474	55	299	199	318	194	79	330
Callan	1,423	44	298	209	218	181	98	375
Clones	1,479	37	281	226	274	290	135	236
Kingscourt	1,328	34	204	184	313	229	78	286
Baltinglass	1,308	64	271	178	260	162	94	279
Virginia	1,348	61	350	229	277	144	74	213
Ballaghaderreen	1,361	35	247	162	307	196	94	320
Rathangan	1,277	45	262	177	266	168	60	299
Ballyhaunis	1,355	40	213	134	304	256	33	375
Kenmare	1,409	73	358	191	276	178	65	268
Ballyjamesduff	1,339	34	211	168	359	293	93	181
Crosshaven	1,302	80	401	176	221	150	42	232
Sixmilebridge	1,268	61	240	208	303	213	64	179
Banagher	1,306	35	246	168	247	157	106	347
Killorglin	1,317	52	278	201	264	177	81	264
Castlebridge	1,207	49	282	217	296	186	71	106
Abbeyleix	1,270	72	291	160	214	154	49	330
Clogherhead	1,144	36	274	191	262	216	67	98
Dunmore East	1,243	81	352	197	191	202	38	182
Newmarket-on-Fergus	1,267	28	223	201	259	239	90	227
Portrane	1,301	28	313	135	161	150	56	458
Castlecomer-Donaguile	1,213	33	219	215	230	184	124	208
Dunmanway	1,218	51	283	150	262	138	75	259
Newcastle	1,300	57	406	230	266	156	41	144
Swinford	1,246	31	231	172	196	127	50	439
Aggregate Town Area	2,077,354	139,861	506,370	358,871	330,399	241,909	89,205	410,739
Towns 1,000 - 1,499 population	60,919	2,332	12,604	8,886	12,349	8,845	3,991	11,912
Towns 500 - 999 population	94,192	4,011	20,891	14,288	19,162	13,330	5,658	16,852
Towns under 500 population but with at least 50 inhabited houses	77,276	2,833	17,040	11,218	16,528	11,093	5,162	13,402
Remainder of country	1,065,658	53,181	294,314	178,888	215,818	122,288	53,484	147,685
Aggregate Rural Area	1,298,045	62,357	344,849	213,280	263,857	155,556	68,295	189,851
State	3,375,399	202,218	851,219	572,151	594,256	397,465	157,500	600,590

**Table 21B Persons aged 15 years and over in the labour force in each town with a population of 1,500 or more, classified by social class**

Town	Total	Social class						
		1. Professional workers	2. Managerial and technical	3. Non-manual	4. Skilled manual	5. Semi-skilled	6. Unskilled	7. All others gainfully occupied and unknown
Greater Dublin Area	552,943	51,668	159,873	113,722	83,317	61,932	21,567	60,864
Other Cities	197,759	17,048	47,673	38,819	33,230	31,877	8,811	20,301
Cork City	91,902	8,299	22,695	18,465	15,878	13,481	4,026	9,058
Limerick City	43,730	3,482	10,273	9,038	7,287	7,916	1,995	3,739
Galway City	38,033	3,866	9,702	6,959	5,524	6,218	1,565	4,199
Waterford City	24,094	1,401	5,003	4,357	4,541	4,262	1,225	3,305
Towns 10,000 population and over	317,328	20,301	82,723	66,494	57,997	44,900	14,529	30,384
Drogheda	17,931	866	4,175	3,629	3,513	2,863	1,025	1,860
Dundalk	16,617	860	3,725	3,845	2,849	2,680	867	1,791
Swords	19,980	1,074	5,126	5,020	3,685	2,527	746	1,802
Bray	16,140	1,109	4,730	3,544	2,638	2,045	539	1,535
Navan (An Uaimh)	13,628	724	3,352	2,664	2,888	1,879	681	1,440
Ennis	12,815	869	3,367	2,590	2,598	1,536	584	1,271
Tralee	10,718	649	2,400	2,210	1,993	1,446	503	1,517
Kilkenny	11,883	829	3,220	2,317	2,172	1,608	616	1,121
Carlow	10,282	546	2,262	1,975	2,043	1,626	624	1,206
Naas	11,294	858	3,354	2,079	1,759	1,656	458	1,130
Sligo	9,692	648	2,243	1,941	1,617	1,726	486	1,031
Droichead Nua	9,936	479	2,344	2,219	1,920	1,578	475	921
Mullingar	9,531	652	2,330	1,893	1,774	1,239	469	1,174
Wexford	8,967	451	1,912	1,956	1,946	1,679	561	462
Letterkenny	8,639	619	2,504	1,991	1,352	1,101	328	744
Athlone	8,769	729	1,910	1,977	1,390	1,391	419	953
Celbridge	9,066	767	3,175	1,988	1,507	945	327	357
Clonmel	8,283	443	1,801	1,675	1,428	1,545	457	934
Balbriggan	8,516	449	2,090	1,978	1,586	1,062	364	987
Malahide	7,210	795	3,250	1,472	794	386	68	445
Leixlip	8,165	549	2,598	1,923	1,521	973	280	321
Portlaoighise	7,422	380	1,609	1,533	1,461	1,091	443	905
Killarney	7,725	351	1,670	1,309	1,620	1,362	392	1,021
Greystones	7,363	792	3,045	1,600	879	536	138	373
Tullamore	6,791	412	1,584	1,164	1,303	931	392	1,005
Carrigaline	6,610	584	1,860	1,401	1,217	970	231	347
Castlebar	6,145	477	1,597	1,240	1,161	895	305	470
Arklow	5,998	272	1,298	1,061	1,255	1,097	294	721
Cobh	5,582	297	1,245	1,268	1,153	946	227	446
Maynooth	5,266	560	1,818	992	812	537	200	347
Ballina	5,098	231	1,238	984	1,036	828	268	513
Mallow	5,090	316	1,136	1,009	1,105	791	280	453
Wicklow	4,803	300	1,466	1,051	867	530	206	383
Midleton	5,373	364	1,289	996	1,155	895	276	398

**Table 21B (contd.) Persons aged 15 years and over in the labour force in each town with a population of 1,500 or more, classified by social class**

Town	Total	Social class						
		1. Professional workers	2. Managerial and technical	3. Non-manual	4. Skilled manual	5. Semi-skilled	6. Unskilled	7. All others gainfully occupied and unknown
Towns 5,000 - 9,999 population	138,206	7,165	33,373	27,156	28,777	21,012	8,067	12,656
Tramore	4,578	360	1,313	1,002	906	653	164	180
Enniscorthy	4,401	115	797	827	1,049	876	430	307
Skerries	4,609	368	1,620	1,024	700	409	133	355
Shannon	5,022	171	908	1,025	1,152	994	317	455
Portmarnock	4,941	483	1,921	1,239	638	310	57	293
Laytown-Bettystown-Mornington	4,634	320	1,497	958	882	520	153	304
Longford	4,466	177	831	745	848	664	291	910
Ashbourne	5,087	257	1,412	1,180	1,109	618	237	274
Dungarvan	3,952	191	840	705	808	718	257	433
Rush	4,349	187	1,125	885	884	496	294	478
Athy	4,014	143	822	722	803	688	268	568
Cavan	4,091	254	918	806	784	579	278	472
Nenagh	4,099	195	843	754	942	747	212	406
New Ross	4,003	121	659	604	954	705	257	703
Thurles	3,637	172	805	729	822	603	250	256
Kildare	4,056	166	835	917	803	716	282	337
Ratoath	3,791	286	1,382	908	667	319	75	154
Gorey	3,599	119	735	758	904	602	245	236
Tuam	3,408	165	742	567	676	566	208	484
Trim	3,465	169	944	665	778	450	206	253
Youghal	3,256	123	631	594	636	612	165	495
Monaghan	3,592	155	735	649	836	592	361	264
Ballinasloe	2,847	176	703	466	546	413	163	380
Portarlinton	3,246	110	664	628	773	547	151	373
Buncrana	2,595	105	569	475	665	447	171	163
Carrick-on-Suir	2,713	64	362	494	694	619	285	195
Edenderry	3,135	57	536	519	832	524	287	380
Fermoy	3,040	144	598	517	668	689	174	250
Bandon	2,909	182	613	540	644	507	195	228
Dunboyne	2,716	190	896	606	514	274	110	126
Donabate	2,853	244	1,108	585	370	223	76	247
Westport	2,675	149	682	456	550	461	127	250
Ceannanus Mór	2,689	109	576	498	598	466	188	254
Lusk	3,244	214	992	725	578	324	140	271
Passage West	2,602	301	716	529	524	350	91	91
Newcastle West	2,782	115	587	443	658	493	168	318
Birr	2,352	104	465	454	544	405	205	175
Tipperary	2,318	62	402	478	504	441	279	152
Roscommon	2,440	142	589	480	534	392	117	186

**Table 21B (contd.) Persons aged 15 years and over in the labour force in each town with a population of 1,500 or more, classified by social class**

Town	Total	Social class						
		1. Professional workers	2. Managerial and technical	3. Non-manual	4. Skilled manual	5. Semi-skilled	6. Unskilled	7. All others gainfully occupied and unknown
Towns 3,000 - 4,999 population	56,164	3,103	13,687	10,466	12,222	8,990	2,869	4,827
Clane	2,700	158	833	546	551	289	121	202
Roscrea	2,398	83	331	370	594	523	132	365
Ardee	2,265	84	486	388	632	363	150	162
Loughrea	2,361	134	529	452	535	389	179	143
Carrickmacross	2,403	97	435	321	590	626	120	214
Listowel	1,912	90	412	353	391	331	112	223
Ballybofey-Stranorlar	1,876	52	431	424	467	350	94	58
Clonakilty	2,026	112	542	419	412	317	100	124
Kilcock	2,370	125	742	489	456	346	81	131
Kinsale	2,151	190	600	295	384	326	102	254
Mountmellick	1,861	48	361	314	477	284	136	241
Blessington	2,256	131	643	538	478	290	86	90
Sallins	2,110	193	689	403	344	213	63	205
Kinsealy-Drinan	2,417	202	803	579	411	208	50	164
Macroom	1,771	114	424	308	446	241	95	143
Oranmore	2,241	280	732	386	352	273	64	154
Dunshaughlin	1,673	143	525	340	341	189	53	82
Cahir	1,805	39	305	275	447	480	138	121
Mitchelstown	1,616	69	307	299	312	350	93	186
Bantry	1,508	66	344	246	376	280	62	134
Kilcoole	1,653	75	439	360	370	211	59	139
Duleek	1,705	41	309	350	434	294	145	132
Athenry	1,830	156	477	339	349	250	77	182
Carrick-on-Shannon	1,792	95	452	396	396	222	102	129
Castleblayney	1,477	41	329	248	368	283	105	103
Tower	1,516	142	469	296	284	179	43	103
Tullow	1,559	37	198	225	362	286	123	328
Monasterevan	1,539	67	306	257	370	309	113	117
Clara	1,373	39	234	250	293	288	71	198

**Table 21B (contd.) Persons aged 15 years and over in the labour force in each town with a population of 1,500 or more, classified by social class**

Town	Total	Social class						
		1. Professional workers	2. Managerial and technical	3. Non-manual	4. Skilled manual	5. Semi-skilled	6. Unskilled	7. All others gainfully occupied and unknown
Towns 1,500 - 2,999 population	64,141	3,037	14,887	11,813	14,360	10,221	3,805	6,018
Kilcullen	1,746	106	489	357	340	212	59	183
Rathluirc (or Charleville)	1,416	51	279	237	312	248	55	234
Cashel	1,435	64	289	214	305	265	138	160
Rathcoole	1,774	90	425	391	420	249	63	136
Carrigtwohill	1,718	98	388	368	354	340	106	64
Muinebeag	1,271	36	225	239	358	238	97	78
Gort	1,620	68	220	198	477	289	272	96
Kilrush	1,154	30	241	178	246	230	73	156
Ballyshannon	1,187	36	255	245	269	185	47	150
Claremorris	1,348	68	314	275	303	200	148	40
Newtownmountkennedy	1,237	59	276	240	291	185	87	99
Boyle	1,145	52	292	237	226	186	84	68
Kill	1,343	80	428	312	247	99	52	125
Stamullen	1,461	81	443	350	333	144	39	71
Blarney	1,224	79	336	233	286	191	49	50
Templemore	1,144	32	187	398	222	180	82	43
Donegal	1,121	50	259	217	191	224	48	132
Skibbereen	1,188	37	254	254	295	226	63	59
Castleisland	1,086	45	229	211	262	142	62	135
Kinnegad	1,207	43	286	210	294	164	63	147
Athboy	1,128	52	260	204	281	154	90	87
Enfield	1,222	73	333	249	299	142	54	72
Ballinrobe	1,176	56	244	186	337	190	73	90
Bailieborough	921	33	177	144	209	167	65	126
Bundoran	886	34	197	183	179	137	38	118
Abbeyfeale	927	45	195	124	200	149	47	167
Prosperous	942	58	268	184	199	104	44	85
Carndonagh	739	34	180	114	186	85	42	98
An Daingean	1,055	40	276	157	166	175	51	190
Kanturk	928	19	182	161	223	168	93	82
Cootehill	966	29	177	165	169	224	75	127
Moate	978	58	203	193	197	145	51	131
Enniskerry	787	77	301	126	133	69	21	60
Castlereagh	835	34	225	163	178	143	57	35
Bunclody-Carrickduff	868	22	143	139	250	191	55	68
Ballina (North Tipperary)	934	131	325	150	188	89	20	31
Rathnew	935	22	150	148	217	142	71	185
Annacotty	1,044	156	405	175	133	76	9	90

**Table 21B (contd.) Persons aged 15 years and over in the labour force in each town with a population of 1,500 or more, classified by social class**

Town	Total	Social class						
		1. Professional workers	2. Managerial and technical	3. Non-manual	4. Skilled manual	5. Semi-skilled	6. Unskilled	7. All others gainfully occupied and unknown
Towns 1,500 - 2,999 population (contd.)								
Thomastown	884	32	212	153	215	151	45	76
Callan	842	36	200	158	162	131	53	102
Clones	783	23	155	146	153	197	71	38
Kingscourt	904	25	133	147	248	170	52	129
Baltinglass	815	39	169	126	184	111	61	125
Virginia	826	42	214	166	191	98	45	70
Ballaghaderreen	802	20	154	114	213	149	70	82
Rathangan	811	35	187	138	184	118	35	114
Ballyhaunis	855	27	135	102	242	206	28	115
Kenmare	888	53	229	144	206	138	38	80
Ballyjamesduff	912	26	139	125	271	242	63	46
Crosshaven	771	51	252	132	130	110	25	71
Sixmilebridge	890	47	189	173	209	155	47	70
Banagher	758	29	148	116	164	99	75	127
Killorglin	814	39	188	154	180	127	48	78
Castlebridge	802	36	192	177	204	131	49	13
Abbeyleix	719	49	177	125	143	112	28	85
Clogherhead	767	30	192	151	186	147	43	18
Dunmore East	741	54	205	138	126	147	23	48
Newmarket-on-Fergus	801	23	136	145	182	173	60	82
Portrane	684	18	192	97	112	127	31	107
Castlecomer-Donaguile	690	23	149	139	156	113	61	49
Dunmanway	708	33	157	117	182	92	49	78
Newcastle	956	47	287	184	211	134	31	62
Swinford	622	22	140	117	131	96	31	85
Aggregate Town Area	1,326,541	102,322	352,216	268,470	229,903	178,932	59,648	135,050
Towns 1,000 - 1,499 population	36,811	1,669	7,955	6,500	8,451	6,350	2,445	3,441
Towns 500 - 999 population	58,183	2,867	13,482	10,633	13,265	9,630	3,461	4,845
Towns under 500 population but with at least 50 inhabited houses	46,505	2,006	10,683	8,223	11,062	7,764	2,949	3,818
Remainder of country	641,458	36,317	170,704	130,656	146,664	86,355	31,534	39,228
Aggregate Rural Area	782,957	42,859	202,824	156,012	179,442	110,099	40,389	51,332
State	2,109,498	145,181	555,040	424,482	409,345	289,031	100,037	186,382

**Table 21C Persons aged 15 years and over not in the labour force in each town with a population of 1,500 or more, classified by social class**

Town	Total	Social class						
		1. Professional workers	2. Managerial and technical	3. Non-manual	4. Skilled manual	5. Semi-skilled	6. Unskilled	7. All others gainfully occupied and unknown
Greater Dublin Area	305,748	18,614	64,215	39,316	38,874	23,782	10,715	110,232
Other Cities	133,708	6,581	22,876	14,370	16,698	10,776	5,098	57,309
Cork City	64,128	3,546	11,725	7,431	9,076	5,661	2,722	23,967
Limerick City	30,592	1,204	4,940	3,277	3,581	2,589	1,087	13,914
Galway City	23,487	1,296	3,943	2,102	1,857	1,124	524	12,641
Waterford City	15,501	535	2,268	1,560	2,184	1,402	765	6,787
Towns 10,000 population and over	168,596	7,415	36,503	20,798	22,915	14,913	6,561	59,491
Drogheda	9,310	344	1,531	1,089	1,579	1,212	641	2,914
Dundalk	10,803	360	1,917	1,400	1,477	1,332	532	3,785
Swords	6,543	220	1,595	1,108	1,070	592	209	1,749
Bray	9,352	538	2,216	1,335	1,320	740	274	2,929
Navan (An Uaimh)	5,244	205	1,013	581	997	527	233	1,688
Ennis	6,320	223	1,601	674	863	453	252	2,254
Tralee	7,339	325	1,324	783	943	508	245	3,211
Kilkenny	6,176	243	1,378	734	836	586	260	2,139
Carlow	6,247	181	994	616	792	554	292	2,818
Naas	4,411	275	1,234	550	542	309	104	1,397
Sligo	6,594	266	1,061	641	654	496	217	3,259
Droichead Nua	4,377	147	867	676	650	415	169	1,453
Mullingar	4,715	187	933	591	596	348	169	1,891
Wexford	5,720	201	1,048	676	1,004	744	360	1,687
Letterkenny	5,028	243	1,016	619	562	339	179	2,070
Athlone	5,420	180	872	844	593	335	201	2,395
Celbridge	3,889	255	1,361	570	517	292	102	792
Clonmel	5,402	180	997	657	656	551	223	2,138
Balbriggan	3,318	117	608	401	507	315	151	1,219
Malahide	4,572	461	2,017	643	457	126	46	822
Leixlip	3,583	178	1,182	569	551	279	104	720
Portlaoighise	3,999	113	671	409	493	363	126	1,824
Killarney	4,767	147	961	519	494	355	125	2,166
Greystones	4,231	448	1,622	614	392	180	60	915
Tullamore	3,458	160	687	337	436	341	171	1,326
Carrigaline	2,946	240	811	398	468	344	102	583
Castlebar	3,407	178	719	390	337	233	135	1,415
Arklow	3,208	95	577	339	555	387	156	1,099
Cobh	3,152	113	569	410	524	413	121	1,002
Maynooth	3,517	125	629	239	248	146	57	2,073
Ballina	3,094	90	615	374	502	274	188	1,051
Mallow	3,060	120	615	326	472	331	129	1,067
Wicklow	2,855	150	780	421	411	209	118	766
Midleton	2,539	107	482	265	417	284	110	874

**Table 21C (contd.) Persons aged 15 years and over not in the labour force in each town with a population of 1,500 or more, classified by social class**

Town	Total	Social class						
		1. Professional workers	2. Managerial and technical	3. Non-manual	4. Skilled manual	5. Semi-skilled	6. Unskilled	7. All others gainfully occupied and unknown
Towns 5,000 - 9,999 population	75,510	2,792	16,563	8,863	11,451	7,178	3,829	24,834
Tramore	2,788	184	737	437	405	233	116	676
Enniscorthy	3,197	33	528	314	572	358	239	1,153
Skerries	2,732	168	924	430	354	180	71	605
Shannon	2,297	87	451	250	420	311	95	683
Portmarnock	2,676	221	1,180	428	277	109	25	436
Laytown-Bettystown-Mornington	2,111	124	567	282	344	194	80	520
Longford	2,473	64	416	216	275	192	105	1,205
Ashbourne	1,666	76	557	202	314	143	45	329
Dungarvan	2,705	71	480	271	373	231	139	1,140
Rush	1,980	56	493	269	338	174	87	563
Athy	2,282	50	378	228	330	237	165	894
Cavan	2,222	88	426	263	268	188	102	887
Nenagh	2,215	85	466	244	285	211	98	826
New Ross	2,146	54	338	191	352	206	124	881
Thurles	2,582	53	520	310	380	275	128	916
Kildare	1,643	47	215	233	250	208	105	585
Ratoath	1,138	71	391	139	184	67	33	253
Gorey	2,009	36	326	256	383	214	139	655
Tuam	2,139	64	423	223	303	174	80	872
Trim	1,813	55	391	197	307	166	90	607
Youghal	2,153	67	406	246	342	252	98	742
Monaghan	1,930	62	427	232	311	184	104	610
Ballinasloe	2,142	90	521	181	217	167	89	877
Portarlington	1,421	30	213	134	287	194	80	483
Buncrana	1,853	45	362	196	392	229	148	481
Carrick-on-Suir	1,925	44	237	214	323	229	158	720
Edenderry	1,435	22	202	133	295	147	130	506
Fermoy	1,627	63	329	206	246	183	98	502
Bandon	1,774	84	365	232	262	158	88	585
Dunboyne	1,333	87	442	211	197	91	67	238
Donabate	969	61	310	125	123	80	14	256
Westport	1,967	59	373	219	213	212	71	820
Ceannanus Mór	1,409	44	287	150	243	176	93	416
Lusk	882	36	222	92	139	70	42	281
Passage West	1,454	126	362	171	285	157	67	286
Newcastle West	1,419	34	282	144	191	126	80	562
Birr	1,619	42	314	172	238	153	129	571
Tipperary	1,775	32	308	210	280	195	154	596
Roscommon	1,609	77	394	212	153	104	53	616

**Table 21C (contd.) Persons aged 15 years and over not in the labour force in each town with a population of 1,500 or more, classified by social class**

Town	Total	Social class						
		1. Professional workers	2. Managerial and technical	3. Non-manual	4. Skilled manual	5. Semi-skilled	6. Unskilled	7. All others gainfully occupied and unknown
Towns 3,000 - 4,999 population	29,229	1,020	6,066	3,057	4,651	2,747	1,416	10,272
Clane	1,028	39	247	146	175	72	39	310
Roscrea	1,460	40	244	129	219	161	70	597
Ardee	1,470	38	280	110	307	145	101	489
Loughrea	1,351	41	278	157	178	91	77	529
Carrickmacross	1,181	37	266	110	204	131	58	375
Listowel	1,531	38	329	156	172	137	61	638
Ballybofey-Stranorlar	1,424	21	247	188	267	116	74	511
Clonakilty	1,385	69	353	143	219	93	67	441
Kilcock	753	19	194	88	127	54	27	244
Kinsale	1,243	98	294	116	121	126	44	444
Mountmellick	1,255	18	181	106	219	98	70	563
Blessington	784	40	211	105	162	78	29	159
Sallins	605	26	144	66	103	56	18	192
Kinsealy-Drinan	502	30	145	80	78	32	9	128
Macroom	1,106	62	238	125	158	108	43	372
Oranmore	612	54	203	77	71	41	9	157
Dunshaughlin	758	56	248	98	127	71	24	134
Cahir	925	19	169	80	153	138	44	322
Mitchelstown	1,108	36	181	84	168	152	80	407
Bantry	1,166	46	240	138	149	95	67	431
Kilcoole	829	35	197	115	156	80	27	219
Duleek	766	9	112	80	155	119	61	230
Athenry	722	25	176	97	115	50	29	230
Carrick-on-Shannon	835	22	164	85	110	63	22	369
Castleblayney	1,100	15	191	104	191	94	57	448
Tower	719	33	208	81	118	66	22	191
Tullow	869	11	113	54	136	67	58	430
Monasterevan	819	25	107	63	140	84	70	330
Clara	923	18	106	76	153	129	59	382

**Table 21C (contd.) Persons aged 15 years and over not in the labour force in each town with a population of 1,500 or more, classified by social class**

Town	Total	Social class						
		1. Professional workers	2. Managerial and technical	3. Non-manual	4. Skilled manual	5. Semi-skilled	6. Unskilled	7. All others gainfully occupied and unknown
Towns 1,500 - 2,999 population	38,022	1,117	7,931	3,997	5,907	3,581	1,938	13,551
Kilcullen	580	16	102	80	102	49	26	205
Rathluirc (or Charleville)	951	29	164	108	120	97	28	405
Cashel	982	15	177	59	121	83	57	470
Rathcoole	753	24	171	123	162	84	18	171
Carrigtwohill	472	13	95	47	105	76	30	106
Muinebeag	964	31	149	102	205	127	63	287
Gort	672	21	151	105	135	72	35	153
Kilrush	1,038	10	199	77	126	90	48	488
Ballyshannon	971	23	170	122	144	67	37	408
Claremorris	762	26	188	111	114	76	34	213
Newtownmountkennedy	723	23	121	90	136	69	55	229
Boyle	945	18	218	126	131	71	56	325
Kill	564	23	166	93	91	40	23	128
Stamullen	334	12	86	36	82	23	12	83
Blarney	720	29	173	86	148	74	50	160
Templemore	847	16	155	106	131	62	67	310
Donegal	835	27	204	98	116	72	30	288
Skibbereen	723	23	164	103	134	82	49	168
Castleisland	822	20	168	89	114	58	22	351
Kinnegad	433	11	90	42	75	40	21	154
Athboy	567	20	126	45	84	43	19	230
Enfield	398	11	85	35	96	33	20	118
Ballinrobe	510	22	133	58	66	58	24	149
Bailieborough	612	14	80	65	95	54	42	262
Bundoran	703	17	178	79	86	52	17	274
Abbeyfeale	591	10	118	39	82	39	30	273
Prosperous	429	14	98	41	77	43	16	140
Carndonagh	731	13	149	57	107	56	44	305
An Daingean	575	17	136	43	67	60	20	232
Kanturk	685	7	177	59	121	68	51	202
Cootehill	600	17	127	78	71	86	30	191
Moate	561	21	109	69	61	53	20	228
Enniskerry	607	55	219	93	66	26	13	135
Castlereagh	771	16	187	84	96	70	36	282
Bunclody-Carrickduff	570	23	125	51	91	72	36	172
Ballina (North Tipperary)	415	30	115	40	72	27	7	124
Rathnew	492	7	47	33	85	52	50	218
Annacotty	456	36	109	31	33	11	7	229

**Table 21C (contd.) Persons aged 15 years and over not in the labour force in each town with a population of 1,500 or more, classified by social class**

Town	Total	Social class						
		1. Professional workers	2. Managerial and technical	3. Non-manual	4. Skilled manual	5. Semi-skilled	6. Unskilled	7. All others gainfully occupied and unknown
Towns 1,500 - 2,999 population (contd.)								
Thomastown	590	23	87	46	103	43	34	254
Callan	581	8	98	51	56	50	45	273
Clones	696	14	126	80	121	93	64	198
Kingscourt	424	9	71	37	65	59	26	157
Baltinglass	493	25	102	52	76	51	33	154
Virginia	522	19	136	63	86	46	29	143
Ballaghaderreen	559	15	93	48	94	47	24	238
Rathangan	466	10	75	39	82	50	25	185
Ballyhaunis	500	13	78	32	62	50	5	260
Kenmare	521	20	129	47	70	40	27	188
Ballyjamesduff	427	8	72	43	88	51	30	135
Crosshaven	531	29	149	44	91	40	17	161
Sixmilebridge	378	14	51	35	94	58	17	109
Banagher	548	6	98	52	83	58	31	220
Killorglin	503	13	90	47	84	50	33	186
Castlebridge	405	13	90	40	92	55	22	93
Abbeyleix	551	23	114	35	71	42	21	245
Clogherhead	377	6	82	40	76	69	24	80
Dunmore East	502	27	147	59	65	55	15	134
Newmarket-on-Fergus	466	5	87	56	77	66	30	145
Portrane	617	10	121	38	49	23	25	351
Castlecomer-Donaguile	523	10	70	76	74	71	63	159
Dunmanway	510	18	126	33	80	46	26	181
Newcastle	344	10	119	46	55	22	10	82
Swinford	624	9	91	55	65	31	19	354
Aggregate Town Area	750,813	37,539	154,154	90,401	100,496	62,977	29,557	275,689
Towns 1,000 - 1,499 population	24,108	663	4,649	2,386	3,898	2,495	1,546	8,471
Towns 500 - 999 population	36,009	1,144	7,409	3,655	5,897	3,700	2,197	12,007
Towns under 500 population but with at least 50 inhabited houses	30,771	827	6,357	2,995	5,466	3,329	2,213	9,584
Remainder of country	424,200	16,864	123,610	48,232	69,154	35,933	21,950	108,457
Aggregate Rural Area	515,088	19,498	142,025	57,268	84,415	45,457	27,906	138,519
State	1,265,901	57,037	296,179	147,669	184,911	108,434	57,463	414,208

**Table 22 Persons aged 15 years and over in each social class classified by age group, distinguishing those in the labour force and not in the labour force**

Social Class	Total	Age group						
		15-19 years	20-24 years	25-34 years	35-44 years	45-54 years	55-64 years	65 years and over
Total								
1. Professional workers	202,218	15,590	15,257	60,423	43,440	28,761	20,833	17,914
2. Managerial and technical	851,219	72,098	55,552	184,993	176,769	141,471	104,453	115,883
3. Non-manual	572,151	52,564	68,511	133,553	107,362	94,966	63,363	51,832
4. Skilled manual	594,256	51,110	67,425	130,610	117,049	97,648	72,110	58,304
5. Semi-skilled	397,465	28,321	42,743	88,793	78,520	68,414	51,382	39,292
6. Unskilled	157,500	10,782	14,738	28,337	25,834	26,726	22,728	28,355
7. All others gainfully occupied and unknown	600,590	59,792	78,249	95,730	74,460	63,827	72,186	156,346
<b>Total</b>	<b>3,375,399</b>	<b>290,257</b>	<b>342,475</b>	<b>722,439</b>	<b>623,434</b>	<b>521,813</b>	<b>407,055</b>	<b>467,926</b>
In labour force								
1. Professional workers	145,181	205	9,540	56,412	36,954	23,822	14,242	4,006
2. Managerial and technical	555,040	2,253	34,349	172,351	153,515	119,738	62,627	10,207
3. Non-manual	424,482	11,280	57,392	127,819	98,242	81,742	40,880	7,127
4. Skilled manual	409,345	17,192	57,904	116,015	94,099	74,835	43,657	5,643
5. Semi-skilled	289,031	8,760	37,403	81,502	67,586	56,492	33,617	3,671
6. Unskilled	100,037	4,181	12,812	25,317	21,574	21,242	13,773	1,138
7. All others gainfully occupied and unknown	186,382	16,681	27,268	53,806	38,112	28,343	20,151	2,021
<b>Total</b>	<b>2,109,498</b>	<b>60,552</b>	<b>236,668</b>	<b>633,222</b>	<b>510,082</b>	<b>406,214</b>	<b>228,947</b>	<b>33,813</b>
Not in labour force								
1. Professional workers	57,037	15,385	5,717	4,011	6,486	4,939	6,591	13,908
2. Managerial and technical	296,179	69,845	21,203	12,642	23,254	21,733	41,826	105,676
3. Non-manual	147,669	41,284	11,119	5,734	9,120	13,224	22,483	44,705
4. Skilled manual	184,911	33,918	9,521	14,595	22,950	22,813	28,453	52,661
5. Semi-skilled	108,434	19,561	5,340	7,291	10,934	11,922	17,765	35,621
6. Unskilled	57,463	6,601	1,926	3,020	4,260	5,484	8,955	27,217
7. All others gainfully occupied and unknown	414,208	43,111	50,981	41,924	36,348	35,484	52,035	154,325
<b>Total</b>	<b>1,265,901</b>	<b>229,705</b>	<b>105,807</b>	<b>89,217</b>	<b>113,352</b>	<b>115,599</b>	<b>178,108</b>	<b>434,113</b>

## **Appendix 1**

### **2006 Census questionnaire**

The attached extract is taken from the household form used in the 2006 Census. The household form covers 6 persons and consists of 24 pages. The attached extract covers persons 1 and 2 only. The layouts for persons 3 to 6 are identical to that for person 2, apart from the relationship question (Q3).



Central Statistics Office  
An Phríomh-Oifig Staidrimh

# Daonáireamh na hÉireann Census of Population of Ireland Sunday 23 April 2006

## About the Census

The Census takes place every five years and counts all the people and households in the country. The census results will give a comprehensive picture of the social and living conditions of our people and will provide vital information necessary for planning Ireland's future.

## Participation is compulsory

The Census is being taken under the Statistics Act, 1993 and the Statistics (Census of Population) Order, 2005. Under Section 26 of the Statistics Act, 1993, you are obliged by law to complete this form. Any person who fails or refuses to provide this information or who knowingly provides false information may be subject to a fine of up to €25,000.

## Confidentiality is guaranteed

The confidentiality of your Census return is legally guaranteed by the Statistics Act, 1993. The Central Statistics Office will use the information you provide for statistical purposes only. This includes the production of statistical tables and analytical reports and the selection of samples for some of our surveys.

## Census Enumerator

Your Census Enumerator will assist you if you have difficulty completing your Census form or if you have any questions about the Census.

Thank you for your co-operation.

  
Donal Garvey  
Director General

## Tá leagan Gaeilge den fhoirm seo le fáil ach í a iarraidh ón áiritheoir.

## Who should complete the Census form?

The householder or any adult member of the household present on the night of Sunday 23 April 2006 should complete the form.

Each household should complete a separate Household Form.

A household is:

- one person living alone or
- a group of related/unrelated people living at the same address with common housekeeping arrangements, that is, sharing at least one meal a day or sharing a living room or sitting room.

## If you have any queries

Talk to your Census Enumerator if:

- there is more than one household at your address (*each will need their own Household Form*);
- there are more than 6 persons in the household (*you will need an Individual Form for each additional person*).

## How to complete your Census form

1. The form should be completed on the night of Sunday 23 April.
2. Please answer questions about your accommodation on page 2.
3. Identify on page 3:
  - all persons (including visitors) who spent the night of Sunday 23 April in the household;
  - any household members who are usually resident in the household but who are temporarily away on the night of Sunday 23 April.
4. Answer the questions beginning on page 4 for all persons present on the night of Sunday 23 April.
5. Answer the questions on pages 22-23 in respect of any household members temporarily away on the night of Sunday 23 April.
6. Sign the declaration on the back page.

## Have your completed form ready for collection

The Enumerator will call to collect your completed Census form on Monday 24 April or soon afterwards and will assist you if you have any difficulties. If for any reason the form has not been collected by Monday 22 May 2006, please return it to our FREEPOST address which is Central Statistics Office, PO Box 2006, FREEPOST 3985, Swords, Co Dublin.

## For office use only

House Number and Street/Townland Name

County Code	Enumeration Area Code	ED Code	Street/Townland Code	D No.	Number of persons PRESENT			ABSENT persons
					Males	Females	Total	
<input type="text"/>	<input type="text"/>	<input type="text"/>	<input type="text"/>	<input type="text"/>	<input type="text"/>	<input type="text"/>	<input type="text"/>	<input type="text"/>



## How to complete the Census Form

Please use BLACK or BLUE pen

Please complete this form using a BLACK or BLUE pen.

Tick boxes like this:

If you make a mistake:

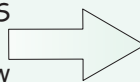
Fill in the box like this: 1  Per week

correct one like this: 2  Per month

Where you are required to write in an answer please use

BLOCK CAPITAL LETTERS

and leave one space between each word. Continue on to a new line if a word will not fit, as in the example.



### EXAMPLE

What is your place of birth?

If elsewhere ABROAD, write in the COUNTRY.

N	E	W		Z	E	A	L	A	N
D									

## Questions about your accommodation

Tick boxes like this

# START HERE

### H1 What type of accommodation does your household occupy?

one box only.

**A whole house or bungalow that is:**

- 1  Detached
- 2  Semi-detached
- 3  Terraced (including end of terrace)

**A flat or apartment (including duplexes) that is self-contained:**

- 4  In a purpose-built block
- 5  Part of a converted house or commercial building

**A bed-sit:**

- 6  Bed-sit (with some shared facilities e.g. toilet)

**A mobile or temporary structure:**

- 7  A caravan or other mobile or temporary structure

### H2 What year was your house or other building containing your accommodation first built?

the year in which first built even if the building was subsequently converted, extended or renovated.

- 1  Before 1919
- 2  1919 - 1940 inclusive
- 3  1941 - 1960 inclusive
- 4  1961 - 1970 inclusive
- 5  1971 - 1980 inclusive
- 6  1981 - 1990 inclusive
- 7  1991 - 1995 inclusive
- 8  1996 - 2000 inclusive
- 9  2001 or later

### H3 What is the nature of occupancy of your household's accommodation?

one box only.

- 1  Owner occupied where loan or mortgage repayments are being made
- 2  Owner occupied where no loan or mortgage repayments are being made
- 3  Being purchased from a Local Authority under a Tenant Purchase Scheme
- 4  Rented from a Local Authority
- 5  Rented from a Voluntary Body
- 6  Rented unfurnished other than from a Local Authority or Voluntary Body
- 7  Rented furnished or part furnished other than from a Local Authority or Voluntary Body
- 8  Occupied free of rent (caretaker, company official, etc.)

### H4 If your accommodation is rented, how much rent does your household pay?

Enter amount to the nearest Euro.

€

to indicate

- 1  Per week
- 2  Per month
- 3  Per year

### H5 How many rooms do you have for use only by your household?

- Do NOT count bathrooms, toilets, kitchenettes, utility rooms, consulting rooms, offices, shops, halls or landings, or rooms that can only be used for storage such as cupboards.
- Do count all other rooms for example kitchens, living rooms, bedrooms, conservatories you can sit in, and studies.
- If two rooms have been converted into one, count them as one room.

Number of rooms

### H6 Does your accommodation have central heating?

'Yes' if you have central heating in some or all rooms whether or not you use it.

- 1  Yes
- 2  No

### H7 What type of piped water supply does your accommodation have?

one box only.

- 1  Connection to a Public Main
- 2  Connection to a Group Water Scheme with a Local Authority source of supply
- 3  Connection to a Group Water Scheme with a private source of supply (e.g. borehole, lake, etc.)
- 4  Connection to other private source (e.g. well, lake, rain-water tank, etc.)
- 5  No piped water supply

### H8 What type of sewerage facility does your accommodation have?

one box only.

- 1  Public sewerage scheme
- 2  Individual septic tank
- 3  Individual treatment system other than a septic tank
- 4  Other sewerage facility
- 5  No sewerage facility

### H9 How many cars or vans are owned or are available for use by one or more members of your household?

Include any company car or van if available for private use.

one box only.

- 1  One
- 2  Two
- 3  Three
- 4  Four or more
- 5  None

### H10 Does your household have a personal computer (PC)?

- 1  Yes
- 2  No

### H11 Does your household have access to the Internet?

'Yes' if you have access to the Internet in your home.

- 1  Yes, Broadband connection
- 2  Yes, other connection
- 3  No

### H12 Proceed to next page



### Persons present in the household on the night of Sunday 23 April

List every person who spent the night of Sunday 23 April in the household or who arrived the following morning not having been enumerated elsewhere.

**INCLUDE**

- all persons alive at midnight on Sunday 23 April.
- persons staying temporarily in the household.

**DO NOT INCLUDE**

- students who are away from home on the night of Sunday 23 April; they should be listed as being absent in List 2 below.
- babies born after midnight on Sunday 23 April.
- anyone who is temporarily away from home on the night of Sunday 23 April. However, these persons should be listed as being absent in List 2 below.

LIST 1	Persons PRESENT in the household on the night of Sunday 23 April
Person No.	First name and surname
1	
2	
3	
4	
5	
6	
If there are more than 6 persons present in the household on the night of Sunday 23 April, you will need an Individual Form for each additional person. Please ask your Enumerator.	
7	
8	
9	
10	
11	
12	

Answer questions relating to each person present in the household on Sunday 23 April beginning on Page 4.

Answer questions relating to persons 7, 8, 9 etc. on additional Individual Forms available from your Enumerator.

### Persons temporarily away from the household on the night of Sunday 23 April

List any household members who usually live at this address but who were ABSENT on the night of Sunday 23 April. Include in particular students who are living away from home during term time who were not present on the night of Sunday 23 April.

LIST 2	Persons ABSENT from the household on the night of Sunday 23 April
Person No.	First name and surname
1	
2	
3	
4	
5	
6	
If there are more than 6 usual residents absent on the night of Sunday 23 April, please ask your Enumerator for guidance.	

You must answer questions beginning on Page 22 for each usual resident listed here as being absent from the household on the night of Sunday 23 April.

**Please answer questions for each person present in the household on the night of Sunday 23 April in the same order as listed in List 1 above beginning on Page 4.**





**15 Do you have any of the following long-lasting conditions?**

- (a) Blindness, deafness or a severe vision or hearing impairment 

Yes	No
1 <input type="checkbox"/>	2 <input type="checkbox"/>
- (b) A condition that substantially limits one or more basic physical activities such as walking, climbing stairs, reaching, lifting or carrying 

Yes	No
1 <input type="checkbox"/>	2 <input type="checkbox"/>
- (c) A learning or intellectual disability 

Yes	No
1 <input type="checkbox"/>	2 <input type="checkbox"/>
- (d) A psychological or emotional condition 

Yes	No
1 <input type="checkbox"/>	2 <input type="checkbox"/>
- (e) Other, including any chronic illness 

Yes	No
1 <input type="checkbox"/>	2 <input type="checkbox"/>

**16 IF 'Yes', to any of the conditions specified in Question 15, do you have any difficulty in doing any of the following activities?**

- (a) Learning, remembering or concentrating 

Yes	No
1 <input type="checkbox"/>	2 <input type="checkbox"/>
- (b) Dressing, bathing or getting around inside the home 

Yes	No
1 <input type="checkbox"/>	2 <input type="checkbox"/>
- (c) Going outside the home alone to shop or visit a doctor's surgery 

Yes	No
1 <input type="checkbox"/>	2 <input type="checkbox"/>
- (d) Working at a job or business or attending school or college 

Yes	No
1 <input type="checkbox"/>	2 <input type="checkbox"/>
- (e) Participating in other activities, for example leisure or using transport 

Yes	No
1 <input type="checkbox"/>	2 <input type="checkbox"/>

**17 How do you usually travel to work, school or college?**

one box only, for the longest part, by distance, of your usual journey to work, school or college.

- 1  On foot
- 2  Bicycle
- 3  Bus, minibus or coach
- 4  Train, DART or LUAS
- 5  Motor cycle or scooter
- 6  Driving a car
- 7  Passenger in a car
- 8  Lorry or van
- 9  Other means
- 10  Work mainly at or from home
- 11  Not applicable

**18 What time do you usually leave home to go to work, school or college?**

- 1  Before 06:30
- 2  06:31 - 07:00
- 3  07:01 - 07:30
- 4  07:31 - 08:00
- 5  08:01 - 08:30
- 6  08:31 - 09:00
- 7  09:01 - 09:30
- 8  After 09:30
- 9  Not applicable


**19 What distance is your journey from home to work, school or college and how long does it usually take?**

Write in distance to the nearest kilometre and journey time in minutes.

Kilometres

Minutes

**20 If you are aged under 15,**



**21 Do you provide regular unpaid personal help for a friend or family member with a long-term illness, health problem or disability?**

Include problems which are due to old age.

Personal help includes help with basic tasks such as feeding or dressing.

- 1  Yes, 1-14 hours a week
- 2  Yes, 15-28 hours a week
- 3  Yes, 29-42 hours a week
- 4  Yes, 43 or more hours a week
- 5  No

**22 Have you ceased your full-time education?**

- 1  Yes
- 2  No

IF 'Yes', write in AGE at which it ceased.

**23 What is the highest level of education (full-time or part-time) which you have completed to date?**

one box only.

- 1  No formal education
- 2  Primary education
- Second Level**
- 3  Lower secondary: Junior/Intermediate/Group Certificate, 'O' Levels/GCSEs, NCVA Foundation Certificate, Basic Skills Training Certificate or equivalent
- 4  Upper secondary: Leaving Certificate (including Applied and Vocational Programmes), 'A' Levels, NCVA Level 1 Certificate or equivalent
- 5  Technical or Vocational qualification: Completed Apprenticeship, NCVA Level 2/3 Certificate, Teagasc Certificate/Diploma or equivalent
- 6  Both Upper Secondary and Technical or Vocational qualification
- Third Level**
- 7  Non Degree: National Certificate, Diploma NCEA/Institute of Technology or equivalent, Nursing Diploma
- 8  Primary Degree (Third Level Bachelor Degree)
- 9  Professional qualification (of Degree status at least)
- 10  Both a Degree and a Professional qualification
- 11  Postgraduate Certificate or Diploma
- 12  Postgraduate Degree (Masters)
- 13  Doctorate (Ph.D)

**24 Do you hold any THIRD LEVEL qualification(s) which you attained after completing 2 or more years of study?**

- 1  Yes
- 2  No

IF 'Yes', please indicate the main subject area(s) in which the qualification(s) is held.

ALL the boxes that apply.

- 1  Education
- 2  Humanities and Arts (including Foreign Languages, History, Philosophy, Fine Arts, Music and Performing Arts, Design)
- 3  Social Sciences/Business/Law (including Psychology, Economics, Journalism, Finance, Accounting)
- 4  Life Science, Physical Science, Mathematics and Statistics
- 5  Computing
- 6  Engineering, Manufacturing and Construction (including Architecture)
- 7  Agriculture and Veterinary (including Forestry, Fishery, Horticulture)
- 8  Health (including Medicine, Nursing, Dental Studies, Therapy and Rehabilitation, Pharmacy)
- 9  Social Services (including Child Care and Youth Services, Social Work and Counselling)
- 10  Services (including Hotel, Catering, Sports, Transport, Environmental Protection, Security, Occupational Health and Safety, Military and Defence)







**15 Do you have any of the following long-lasting conditions?**

- (a) Blindness, deafness or a severe vision or hearing impairment Yes No  
1  2
- (b) A condition that substantially limits one or more basic physical activities such as walking, climbing stairs, reaching, lifting or carrying Yes No  
1  2
- (c) A learning or intellectual disability Yes No  
1  2
- (d) A psychological or emotional condition Yes No  
1  2
- (e) Other, including any chronic illness Yes No  
1  2

**16 IF 'Yes', to any of the conditions specified in Question 15, do you have any difficulty in doing any of the following activities?**

- (a) Learning, remembering or concentrating Yes No  
1  2
- (b) Dressing, bathing or getting around inside the home Yes No  
1  2
- (c) Going outside the home alone to shop or visit a doctor's surgery Yes No  
1  2
- (d) Working at a job or business or attending school or college Yes No  
1  2
- (e) Participating in other activities, for example leisure or using transport Yes No  
1  2

**17 How do you usually travel to work, school or college?**

*✓ one box only, for the longest part, by distance, of your usual journey to work, school or college.*

- 1  On foot
- 2  Bicycle
- 3  Bus, minibus or coach
- 4  Train, DART or LUAS
- 5  Motor cycle or scooter
- 6  Driving a car
- 7  Passenger in a car
- 8  Lorry or van
- 9  Other means
- 10  Work mainly at or from home
- 11  Not applicable

**18 What time do you usually leave home to go to work, school or college?**


- 1  Before 06:30
- 2  06:31 - 07:00
- 3  07:01 - 07:30
- 4  07:31 - 08:00
- 5  08:01 - 08:30
- 6  08:31 - 09:00
- 7  09:01 - 09:30
- 8  After 09:30
- 9  Not applicable

**19 What distance is your journey from home to work, school or college and how long does it usually take?**

*Write in distance to the nearest kilometre and journey time in minutes.*

Kilometres	<input type="text"/>	<input type="text"/>	<input type="text"/>
Minutes	<input type="text"/>	<input type="text"/>	<input type="text"/>

**20 If you are aged under 15,**



**21 Do you provide regular unpaid personal help for a friend or family member with a long-term illness, health problem or disability?**

*Include problems which are due to old age.*

*Personal help includes help with basic tasks such as feeding or dressing.*

- 1  Yes, 1-14 hours a week
- 2  Yes, 15-28 hours a week
- 3  Yes, 29-42 hours a week
- 4  Yes, 43 or more hours a week
- 5  No

**22 Have you ceased your full-time education?**

- 1  Yes
- 2  No

**IF 'Yes', write in AGE at which it ceased.**

<input type="text"/>	<input type="text"/>
----------------------	----------------------

**23 What is the highest level of education (full-time or part-time) which you have completed to date?**

*✓ one box only.*

- 1  No formal education
- 2  Primary education
- Second Level**
- 3  Lower secondary: *Junior/Intermediate/Group Certificate, 'O' Levels/GCSEs, NCVA Foundation Certificate, Basic Skills Training Certificate or equivalent*
- 4  Upper secondary: *Leaving Certificate (including Applied and Vocational Programmes), 'A' Levels, NCVA Level 1 Certificate or equivalent*
- 5  Technical or Vocational qualification: *Completed Apprenticeship, NCVA Level 2/3 Certificate, Teagasc Certificate/Diploma or equivalent*
- 6  Both Upper Secondary and Technical or Vocational qualification
- Third Level**
- 7  Non Degree: *National Certificate, Diploma NCEA/Institute of Technology or equivalent, Nursing Diploma*
- 8  Primary Degree (*Third Level Bachelor Degree*)
- 9  Professional qualification (of Degree status at least)
- 10  Both a Degree and a Professional qualification
- 11  Postgraduate Certificate or Diploma
- 12  Postgraduate Degree (Masters)
- 13  Doctorate (Ph.D)

**24 Do you hold any THIRD LEVEL qualification(s) which you attained after completing 2 or more years of study?**

- 1  Yes
- 2  No

**IF 'Yes', please indicate the main subject area(s) in which the qualification(s) is held.**

*✓ ALL the boxes that apply.*

- 1  Education
- 2  Humanities and Arts (*including Foreign Languages, History, Philosophy, Fine Arts, Music and Performing Arts, Design*)
- 3  Social Sciences/Business/Law (*including Psychology, Economics, Journalism, Finance, Accounting*)
- 4  Life Science, Physical Science, Mathematics and Statistics
- 5  Computing
- 6  Engineering, Manufacturing and Construction (*including Architecture*)
- 7  Agriculture and Veterinary (*including Forestry, Fishery, Horticulture*)
- 8  Health (*including Medicine, Nursing, Dental Studies, Therapy and Rehabilitation, Pharmacy*)
- 9  Social Services (*including Child Care and Youth Services, Social Work and Counselling*)
- 10  Services (*including Hotel, Catering, Sports, Transport, Environmental Protection, Security, Occupational Health and Safety, Military and Defence*)





**Persons temporarily away from the household on the night of Sunday 23 April**

Answer questions A1 to A8 for any household members who usually live here at this address but who are NOT present on the night of Sunday 23 April. Include in particular students who are living away from home during term time who are NOT present at this address on the night of Sunday 23 April.

**Absent Person 1**

**A1** What is this person's name?

*First name and surname*

**A2** Sex

1  Male

2  Female

**A3** What is the relationship of this person to Person 1 on page 4?

*✓ one box only.*

1  Husband or wife

2  Partner

3  Son or daughter

10  Other related, write in RELATIONSHIP


11  Unrelated (including foster child)

**A4** What is this person's date of birth?

Day      Month      Year

		/			/						
--	--	---	--	--	---	--	--	--	--	--	--

**A5** What is this person's current marital status?

*Answer if aged 15 years or over.*

*✓ one box only.*

1  Single (never Married)

2  Married (including Re-married)

5  Separated (including Deserted)

6  Divorced

7  Widowed

**A6** How long altogether is this person away for?

1  Less than 3 months

2  3 months or more

**A7** Was this person in the Republic of Ireland on Sunday 23 April?

1  Yes

2  No

**A8** Is this person a student away at school or college?

1  Yes

2  No

**Absent Person 2**

**A1** What is this person's name?

*First name and surname*

**A2** Sex

1  Male

2  Female

**A3** What is the relationship of this person to Person 1 on page 4?

*✓ one box only.*

1  Husband or wife

2  Partner

3  Son or daughter

10  Other related, write in RELATIONSHIP


11  Unrelated (including foster child)

**A4** What is this person's date of birth?

Day      Month      Year

		/			/						
--	--	---	--	--	---	--	--	--	--	--	--

**A5** What is this person's current marital status?

*Answer if aged 15 years or over.*

*✓ one box only.*

1  Single (never Married)

2  Married (including Re-married)

5  Separated (including Deserted)

6  Divorced

7  Widowed

**A6** How long altogether is this person away for?

1  Less than 3 months

2  3 months or more

**A7** Was this person in the Republic of Ireland on Sunday 23 April?

1  Yes

2  No

**A8** Is this person a student away at school or college?

1  Yes

2  No

**Absent Person 3**

**A1** What is this person's name?

*First name and surname*

**A2** Sex

1  Male

2  Female

**A3** What is the relationship of this person to Person 1 on page 4?

*✓ one box only.*

1  Husband or wife

2  Partner

3  Son or daughter

10  Other related, write in RELATIONSHIP


11  Unrelated (including foster child)

**A4** What is this person's date of birth?

Day      Month      Year

		/			/						
--	--	---	--	--	---	--	--	--	--	--	--

**A5** What is this person's current marital status?

*Answer if aged 15 years or over.*

*✓ one box only.*

1  Single (never Married)

2  Married (including Re-married)

5  Separated (including Deserted)

6  Divorced

7  Widowed

**A6** How long altogether is this person away for?

1  Less than 3 months

2  3 months or more

**A7** Was this person in the Republic of Ireland on Sunday 23 April?

1  Yes

2  No

**A8** Is this person a student away at school or college?

1  Yes

2  No



**Persons temporarily away from the household on the night of Sunday 23 April**

**Absent Person 4**

**A1** What is this person's name?  
*First name and surname*

**A2** Sex

1  Male

2  Female

**A3** What is the relationship of this person to Person 1 on page 4?  
✓ one box only.

1  Husband or wife

2  Partner

3  Son or daughter

10  Other related, write in RELATIONSHIP


11  Unrelated (including foster child)

**A4** What is this person's date of birth?

Day	Month	Year
<input type="text"/>	<input type="text"/>	<input type="text"/>

**A5** What is this person's current marital status?  
*Answer if aged 15 years or over.*  
✓ one box only.

1  Single (never Married)

2  Married (including Re-married)

5  Separated (including Deserted)

6  Divorced

7  Widowed

**A6** How long altogether is this person away for?

1  Less than 3 months

2  3 months or more

**A7** Was this person in the Republic of Ireland on Sunday 23 April?

1  Yes

2  No

**A8** Is this person a student away at school or college?

1  Yes

2  No

**Absent Person 5**

**A1** What is this person's name?  
*First name and surname*

**A2** Sex

1  Male

2  Female

**A3** What is the relationship of this person to Person 1 on page 4?  
✓ one box only.

1  Husband or wife

2  Partner

3  Son or daughter

10  Other related, write in RELATIONSHIP


11  Unrelated (including foster child)

**A4** What is this person's date of birth?

Day	Month	Year
<input type="text"/>	<input type="text"/>	<input type="text"/>

**A5** What is this person's current marital status?  
*Answer if aged 15 years or over.*  
✓ one box only.

1  Single (never Married)

2  Married (including Re-married)

5  Separated (including Deserted)

6  Divorced

7  Widowed

**A6** How long altogether is this person away for?

1  Less than 3 months

2  3 months or more

**A7** Was this person in the Republic of Ireland on Sunday 23 April?

1  Yes

2  No

**A8** Is this person a student away at school or college?

1  Yes

2  No

**Absent Person 6**

**A1** What is this person's name?  
*First name and surname*

**A2** Sex

1  Male

2  Female

**A3** What is the relationship of this person to Person 1 on page 4?  
✓ one box only.

1  Husband or wife

2  Partner

3  Son or daughter

10  Other related, write in RELATIONSHIP


11  Unrelated (including foster child)

**A4** What is this person's date of birth?

Day	Month	Year
<input type="text"/>	<input type="text"/>	<input type="text"/>

**A5** What is this person's current marital status?  
*Answer if aged 15 years or over.*  
✓ one box only.

1  Single (never Married)

2  Married (including Re-married)

5  Separated (including Deserted)

6  Divorced

7  Widowed

**A6** How long altogether is this person away for?

1  Less than 3 months

2  3 months or more

**A7** Was this person in the Republic of Ireland on Sunday 23 April?

1  Yes

2  No

**A8** Is this person a student away at school or college?

1  Yes

2  No

If there are more than 6 persons temporarily absent from the household on the night of Sunday 23 April, please ask your Enumerator for guidance.

Please sign the declaration on the back page.



## Declaration to be signed by the householder after completing the Census form

### Before you sign the declaration please check:

- That you have completed the questions about your accommodation on page 2.
- That in List 1 on page 3, you have accounted for all persons (including visitors) who spent the night of Sunday 23 April in the household (if there are more than 6 persons present, please complete the relevant number of Individual Forms).
- That you have answered all questions which should have been answered for each person who spent the night of Sunday 23 April in the household (pages 4-21).
- That in List 2 on page 3, you have accounted for all household members who were temporarily away from the household on the night of Sunday 23 April (if there are more than 6 absent persons, please ask your Enumerator for guidance).
- That you have answered all questions on pages 22-23 for all household members temporarily away from the household on the night of Sunday 23 April.
- That no person has been double counted on the form.

### Declaration to be completed by the person responsible for completing the form

I declare that this form is correct and complete to the best of my knowledge and belief.

Signature

You have now completed the Census form.

Thank you for your co-operation.


## Example - Question 3 - Household members and their Relationships within the Household

For a household consisting of up to 5 persons, all persons after Person 1 in the household, are required to give their relationship to the persons previously listed. For households consisting of 6 or more persons, Persons 5 and higher are required to give their relationship to Persons 1-4 only.

The example below shows how to complete the relationship question for a household consisting of: Helen Murphy, her husband Thomas, their daughter Catherine and grandchild Aoife (Catherine's daughter).

Relationship question does not apply to Person 1

HELEN MURPHY



Name of Person 2

THOMAS MURPHY

✓ one box only.

Relationship of PERSON 2 to	Person 1
Husband or wife	1 <input checked="" type="checkbox"/>
Partner	2 <input type="checkbox"/>
Son or daughter	3 <input type="checkbox"/>
Step-child	4 <input type="checkbox"/>
Brother or sister	5 <input type="checkbox"/>
Mother or father	6 <input type="checkbox"/>
Step-mother/-father	7 <input type="checkbox"/>
Son-/daughter-in-law	8 <input type="checkbox"/>
Grandchild	9 <input type="checkbox"/>
Other related	10 <input type="checkbox"/>
Unrelated (including foster child)	11 <input type="checkbox"/>

Name of Person 3

CATHERINE MURPHY

✓ one box only for each person.

Relationship of PERSON 3 to	Persons 1	2
Husband or wife	1 <input type="checkbox"/>	2 <input type="checkbox"/>
Partner	2 <input type="checkbox"/>	2 <input type="checkbox"/>
Son or daughter	3 <input checked="" type="checkbox"/>	3 <input checked="" type="checkbox"/>
Step-child	4 <input type="checkbox"/>	4 <input type="checkbox"/>
Brother or sister	5 <input type="checkbox"/>	5 <input type="checkbox"/>
Mother or father	6 <input type="checkbox"/>	6 <input type="checkbox"/>
Step-mother/-father	7 <input type="checkbox"/>	7 <input type="checkbox"/>
Son-/daughter-in-law	8 <input type="checkbox"/>	8 <input type="checkbox"/>
Grandchild	9 <input type="checkbox"/>	9 <input type="checkbox"/>
Other related	10 <input type="checkbox"/>	10 <input type="checkbox"/>
Unrelated (including foster child)	11 <input type="checkbox"/>	11 <input type="checkbox"/>

Name of Person 4

AOIFE MURPHY

✓ one box only for each person.

Relationship of PERSON 4 to	Persons 1	2	3
Husband or wife	1 <input type="checkbox"/>	2 <input type="checkbox"/>	3 <input type="checkbox"/>
Partner	2 <input type="checkbox"/>	2 <input type="checkbox"/>	2 <input type="checkbox"/>
Son or daughter	3 <input type="checkbox"/>	3 <input type="checkbox"/>	3 <input checked="" type="checkbox"/>
Step-child	4 <input type="checkbox"/>	4 <input type="checkbox"/>	4 <input type="checkbox"/>
Brother or sister	5 <input type="checkbox"/>	5 <input type="checkbox"/>	5 <input type="checkbox"/>
Mother or father	6 <input type="checkbox"/>	6 <input type="checkbox"/>	6 <input type="checkbox"/>
Step-mother/-father	7 <input type="checkbox"/>	7 <input type="checkbox"/>	7 <input type="checkbox"/>
Son-/daughter-in-law	8 <input type="checkbox"/>	8 <input type="checkbox"/>	8 <input type="checkbox"/>
Grandchild	9 <input checked="" type="checkbox"/>	9 <input checked="" type="checkbox"/>	9 <input type="checkbox"/>
Other related	10 <input type="checkbox"/>	10 <input type="checkbox"/>	10 <input type="checkbox"/>
Unrelated (including foster child)	11 <input type="checkbox"/>	11 <input type="checkbox"/>	11 <input type="checkbox"/>



## Appendix 2

### Definitions

#### Regional Authorities

The geographical sub-divisions used in Tables 1, 6, 13, and 17 are based on Regional Authorities. These eight regions were established under the Local Government Act, 1991, Regional Authorities Establishment Order, 1993 which came into operation on 1 January 1994.

Name of region	Constituent counties	Type of area
Border	Cavan	Administrative county
	Donegal	Administrative county
	Leitrim	Administrative county
	Louth	Administrative county
	Monaghan	Administrative county
	Sligo	Administrative county
Dublin	Dublin	City
	Dún Laoghaire-Rathdown	Administrative county
	Fingal	Administrative county
	South Dublin	Administrative county
Mid-East	Kildare	Administrative county
	Meath	Administrative county
	Wicklow	Administrative county
Midland	Laoighis	Administrative county
	Longford	Administrative county
	Offaly	Administrative county
	Westmeath	Administrative county
Mid-West	Clare	Administrative county
	Limerick	City
	Limerick	Administrative county
	North Tipperary	Administrative county
South-East	Carlow	Administrative county
	Kilkenny	Administrative county
	South Tipperary	Administrative county
	Waterford	City
	Waterford	Administrative county
	Wexford	Administrative county
South-West	Cork	City
	Cork	Administrative county
	Kerry	Administrative county
West	Galway	City
	Galway	Administrative county
	Mayo	Administrative county
	Roscommon	Administrative county

For the 1991 and previous censuses, the geographical sub-divisions used were Planning Regions.

## Appendix 2 (contd.)

### Labour Force

The results of the Quarterly National Household Survey (QNHS) provide the basis for the official series of quarterly labour force estimates. The labour force and its constituent figures shown in this report are directly based on the census. Users should be aware that information derived from identical questions in the census and QNHS for the same year may show appreciable differences. The main categories affected are the constituents of the question on principal economic status and the employment estimates classified by industry and occupation. The main reasons for the differences are:

- the census form is completed by a responsible adult in each household throughout the State in respect of everyone present in the household on census night while the QNHS is by face to face interview
- the census relates to all persons present in the State (including visitors from abroad) at the time of the census while the QNHS covers persons usually resident in Ireland
- the census is a complete enumeration while the QNHS is a sample survey
- the QNHS has a much wider range of questions on the labour force which may have a bearing on the responses received to individual questions.

### Occupation

The Occupation classification (set out in Appendix 3) used in the census, is based on the UK Standard Occupational Classification<sup>3</sup>, with modifications to reflect Irish labour market conditions. The classification was first used in the 1996 Census. This classification adheres to the international occupation classification ISCO Com (88) and provides a link to ISCO Com (88). The hierarchical structure provided within this classification is suited to accurate automatic coding.

The code to which a person's occupation is classified is determined by the kind of work he or she performs in earning a living, irrespective of the place in which, or the purpose for which, it is performed. The nature of the industry, business or service in which the person is working has no bearing upon the classification of the occupation. For example, the occupation "clerk" covers clerks employed in manufacturing industries, commerce, banking, insurance, public administration, professions and other services, etc.

The intermediate level of occupational groups is given in Appendix 4 while the most detailed level of occupations for which information from the 2006 Census is published is given in Appendix 3.

### Socio-economic Group

The entire population was classified to one of ten specific socio-economic groups (introduced in 1996). In addition a residual group entitled "All others gainfully occupied and unknown" was used where sufficient details were not provided. The classification aims to bring together persons with similar social and economic statuses on the basis of the level of skill or educational attainment required. In defining socio-economic group no attempt is made to rank groups in order of socio-economic importance.

The socio-economic group of persons aged 15 years or over who are at work is determined by their occupation and employment status. Unemployed or retired persons aged 15 years or over are classified according to their former occupation and employment status. The detailed classification used for determining the socio-economic group of all persons at work, unemployed or retired is given in Appendix 6.

Persons on home duties or at school/college, who are members of a family unit, were classified to the socio-economic group of the person in the family on whom they were deemed to be dependent. Thus, if the head of a family was at work, unemployed or retired, dependent persons were assigned to his/her socio-economic group. If the head was neither at work, unemployed nor retired (e.g. never worked, permanently disabled, etc.) or if his/her occupation was not known, they were assigned to the socio-economic group of the principal earner in the family - if there was no such earner, they were assigned to the **unknown** socio-economic group. Other persons engaged in home duties or at school/college who were not members of a family unit, such as persons

<sup>3</sup> Standard Occupational Classification, Second edition, HMSO, London, 1995.

## Appendix 2 (contd.)

living alone or relatives of a head of household who were not members of the family unit (e.g. widowed grandparents, etc.), were assigned to the **unknown** group.

The socio-economic groups used in the census are as follows:

- A Employers and managers
- B Higher professional
- C Lower professional
- D Non-manual
- E Manual skilled
- F Semi-skilled
- G Unskilled
- H Own account workers
- I Farmers
- J Agricultural workers
- Z All others gainfully occupied and unknown

### Social Class

The entire population is also classified into one of the following social class groups (introduced in 1996) which are defined on the basis of occupation:

- 1 Professional workers
- 2 Managerial and technical
- 3 Non-manual
- 4 Skilled manual
- 5 Semi-skilled
- 6 Unskilled
- 7 All others gainfully occupied and unknown

The occupations included in each of these groups have been selected in such a way as to bring together, as far as possible, people with similar levels of occupational skill. In determining social class no account is taken of the differences between individuals on the basis of other characteristics such as education. Accordingly social class ranks occupations by the level of skill required on a social class scale ranging from 1 (highest) to 7 (lowest). This scale combines occupations into six groups by occupation and employment status following procedures similar to those outlined above for the allocation of socio-economic group. A residual category "All others gainfully occupied and unknown" is used where no precise allocation is possible. The detailed classification used for determining the social class group of all persons at work, unemployed or retired is given in Appendix 7.

## Appendix 3

### Detailed level of occupations used in the 2006 Census classification

Code No.	Occupation	Employment status					
		Socio-economic group			Social class		
		2	3	1, 4	2	3	1, 4
000	Gainfully occupied but occupation not stated	Z	Z	Z	7	7	7
100	Senior managers in national government	A	A	A	1	1	1
101	General managers in large companies	A	H	A	2	2	2
102	Local government officers	A	A	A	2	2	2
103	General administrators in national government	A	A	A	2	2	2
110	Production and works managers	A	H	A	2	2	2
111	Building managers	A	H	A	2	2	2
120	Company financial managers	A	H	A	2	2	2
121	Marketing managers	A	C	A	2	2	2
122	Purchasing managers	A	H	A	2	2	2
124	Personnel managers	A	H	A	2	2	2
126	Computer systems managers	A	H	A	2	2	2
130	Credit controllers	A	H	A	2	2	2
131	Bank and building society managers	A	H	A	2	2	2
132	Civil Service executive officers	C	C	C	2	2	2
139	Other financial managers n.e.s.	A	H	A	2	2	2
140	Transport managers	A	H	A	2	2	2
141	Stores and warehousing managers	A	H	A	2	2	2
150	Commissioned officers in armed forces			A			2
152	Senior police and prison officers			A			2
160	Farm owners and managers	I	I	I	1-5	1-5	1-5
171	Garage managers and proprietors	A	H	A	2	2	2
173	Hotel and accommodation managers	A	H	A	2	2	2
174	Restaurant and catering managers	A	H	A	3	3	2
175	Publicans, innkeepers and club managers	A	H	A	2	2	2
176	Entertainment and sport managers	A	H	A	3	3	2
177	Travel agency managers	A	H	A	2	2	2
178	Managers and proprietors of butchers	A	H	A	2	3	2
179	Managers and proprietors of shops	A	H	A	2	2	2
191	Administrators of schools and colleges	A	A	A	2	2	2
199	Other managers n.e.s.	A	H	A	2	2	2
200	Chemists	B	B	B	1	1	1
201	Biological scientists	B	B	B	1	1	1
202	Physicists	B	B	B	1	1	1
209	Other natural scientists n.e.s.	B	B	B	1	1	1
210	Civil and mining engineers	B	B	B	1	1	1
211	Mechanical engineers	B	B	B	1	1	1
212	Electrical and electronic engineers	B	B	B	1	1	1
214	Software engineers	B	B	B	1	1	1
215	Chemical, production, planning and quality control engineers	B	B	B	1	1	1
216	Design and development engineers	B	B	B	1	1	1
219	Other engineers and technologists n.e.s.	B	B	B	1	1	1
220	Medical practitioners	B	B	B	1	1	1

### Appendix 3 (contd.)

Code No.	Occupation	Employment status					
		Socio-economic group			Social class		
		2	3	1, 4	2	3	1, 4
221	Pharmacists, pharmacologists, ophthalmic and dispensing opticians	B	B	B	1	1	1
223	Dental practitioners	B	B	B	1	1	1
224	Veterinarians	B	B	B	1	1	1
230	University, RTC and higher education teachers	B	B	B	1	1	1
233	Secondary and vocational education teachers	C	C	C	2	2	2
234	Primary and nursery education teachers	C	C	C	2	2	2
239	Other teaching professionals n.e.s.	C	C	C	2	2	2
240	Judges	A	A	A	1	1	1
242	Barristers and solicitors	B	B	B	1	1	1
250	Chartered and certified management accountants (incl. taxation experts)	B	B	B	1	1	1
252	Actuaries, economists, statisticians, management consultants and business analysts	B	B	B	1	1	1
260	Architects, town planners and surveyors	B	B	B	1	1	1
270	Librarians, archivists and curators	A	A	A	2	2	2
290	Psychologists and other social/behavioural scientists	B	B	B	1	1	1
292	Clergy	B	B	B	1	1	1
293	Social workers and probation officers	B	B	B	1	1	1
300	Laboratory technicians	C	C	C	2	2	2
301	Engineering technicians	C	C	C	2	2	2
302	Electrical and electronic technicians	C	C	C	2	2	2
303	Architectural, town planning, building and civil engineering technicians	C	C	C	2	2	2
309	Other scientific technicians n.e.s.	C	C	C	2	2	2
310	Draughtspersons	A	H	D	3	3	3
312	Building inspectors and quantity surveyors	C	C	C	2	2	2
313	Marine, insurance and other surveyors	C	C	C	2	2	2
320	Computer analyst programmers	C	C	C	2	2	2
331	Aircraft officers, traffic planners and controllers	A	H	C	2	2	2
332	Ship and hovercraft officers	A	H	A	2	2	2
340	Nurses and midwives	C	C	C	2	2	2
342	Medical radiographers	C	C	C	2	2	2
343	Physiotherapists and chiropodists	C	C	C	2	2	2
346	Medical technicians, dental auxiliaries and dental nurses	C	C	C	2	2	2
347	Occupational and speech therapists, psychotherapists and other therapists n.e.s.	C	C	C	2	2	2
349	Other health associate professionals n.e.s.	C	C	C	2	2	2
350	Legal service and related occupations	C	C	C	2	2	2
361	Underwriters, claims assessors, brokers and investment analysts	A	C	C	2	2	2
363	Personnel, industrial relations and work study officers	C	C	C	2	2	2
371	Matrons, houseparents, welfare, community and youth workers	A	H	D	2	2	2
380	Authors, writers and journalists	A	C	C	2	2	2

### Appendix 3 (contd.)

Code No.	Occupation	Employment status					
		Socio-economic group			Social class		
		2	3	1, 4	2	3	1, 4
381	Artists, commercial/industrial artists, graphic and clothing designers	A	C	C	2	2	2
384	Actors, musicians, entertainers, stage managers, producers and directors	A	C	C	2	2	2
386	Photographers, camera, sound and video equipment operators	A	H	D	3	3	3
387	Professional athletes and sport officials	A	H	D	3	3	3
390	Information officers, careers advisers and vocational guidance specialists	C	C	C	2	2	2
391	Vocational, industrial trainers and driving instructors	A	H	C	3	3	2
394	Inspectors of factories, trading standards and other statutory inspectors	C	C	C	2	2	2
396	Environmental health workers, occupational hygienists and safety officers	C	C	C	2	2	2
399	Other associate professional and technical occupations n.e.s.	C	C	C	2	2	2
400	Civil Service administrative officers and assistants	D	D	D	3	3	3
401	Local government clerical officers and assistants	D	D	D	3	3	3
410	Accounts and wages clerks, book-keepers and other financial clerks	A	H	D	3	3	3
411	Cashiers, bank and counter clerks	A	H	D	3	3	3
412	Debt, rent and other cash collectors	A	H	D	3	3	3
430	Filing, computer, library and other clerks n.e.s.	A	H	D	3	3	3
441	Storekeepers, warehousemen/women, despatch and production control clerks	A	H	F	5	5	5
459	Secretaries, medical, legal; personal assistants, typists and word processor operators	A	H	D	3	3	3
460	Receptionists and receptionist-telephonists	D	D	D	3	3	3
462	Telephone operators, telegraph operators and other office communication system operators	D	D	D	3	3	3
490	Computer operators, data processing operators and other office machine operators	A	H	D	3	3	3
500	Bricklayers and masons	A	H	E	4	4	4
501	Roofers, slaters, tilers, sheeters and cladders	A	H	F	5	5	5
502	Plasterers	A	H	E	4	4	4
503	Glaziers	A	H	F	5	5	5
504	Builders and building contractors	A	H	E	4	4	4
506	Floorers, floor coverers, carpet fitters and planners, floor and wall tilers	A	H	E	4	4	4
507	Painters and decorators	A	H	E	4	4	4
509	Scaffolders, riggers, steeplejacks and other construction trades n.e.s.	A	H	F	5	5	5
515	Toolmakers	A	H	E	4	4	4
516	Metal working production and maintenance fitters	A	H	E	4	4	4
517	Precision instrument makers, goldsmiths, silversmiths and precious stone workers	A	H	E	4	4	4

### Appendix 3 (contd.)

Code No.	Occupation	Employment status					
		Socio-economic group			Social class		
		2	3	1, 4	2	3	1, 4
519	Other machine tool setters and CNC setter-operators n.e.s.	A	H	E	4	4	4
521	Electricians and electrical maintenance fitters	A	H	E	4	4	4
523	Telephone fitters	A	H	E	4	4	4
524	Cable jointers and lines repairers	A	H	E	4	4	4
525	Radio, TV and video engineers	A	H	E	4	4	4
526	Computer engineers (installation and maintenance)	A	H	E	4	4	4
529	Other electrical and electronic trades n.e.s.	A	H	E	4	4	4
530	Smiths, forge/metal plate workers and shipwrights	A	H	E	4	4	4
532	Plumbers, heating and ventilating engineers and related trades	A	H	E	4	4	4
533	Sheet metal workers	A	H	E	4	4	4
537	Welders and steel erectors	A	H	E	4	4	4
540	Motor mechanics, auto electricians, tyre and exhaust fitters	A	H	E	4	4	4
541	Vehicle body repairers, panel beaters and spray painters	A	H	E	4	4	4
550	Weavers, knitters, warp preparers, bleachers, dyers and finishers	A	H	E	4	4	4
553	Sewing machinists, menders, darners and embroiderers	A	H	F	5	5	5
554	Coach trimmers, upholsterers and mattress makers	A	H	E	4	4	4
555	Shoe repairers and other leather makers	A	H	E	4	4	4
556	Tailors, dressmakers, clothing cutters, milliners and furriers	A	H	E	4	4	4
559	Other textiles, garments and related trades n.e.s.	A	H	E	4	4	4
561	Printers, originators and compositors	A	H	E	4	4	4
569	Bookbinders, print finishers and other printing trades n.e.s.	A	H	E	4	4	4
570	Carpenters and joiners	A	H	E	4	4	4
571	Cabinet makers	A	H	E	4	4	4
579	Other woodworking trades n.e.s.	A	H	E	4	4	4
580	Bakers and flour confectioners	A	H	E	4	4	4
581	Butchers and meat cutters	A	H	E	4	4	4
582	Fishmongers and poultry dressers	A	H	E	4	4	4
590	Glass product and ceramics makers, finishers and other operatives	A	H	E	4	4	4
594	Gardeners and groundsmen/women	A	H	F	5	5	5
595	Horticultural trades	A	H	J	5	5	5
599	Other craft and related occupations	A	H	F	5	5	5
600	Soldiers (sergeant and below)			D			3
610	Police officers (sergeant and below)			D			3
611	Fire service officers	D	D	D	3	3	3
612	Prison service officers			D			5
615	Security guards and related occupations	F	F	F	3	3	5
619	Other security and protective service occupations n.e.s.	F	F	F	3	3	5
620	Chefs and cooks	A	H	D	4	4	4
621	Waiters and waitresses	D	D	D	5	5	5

### Appendix 3 (contd.)

Code No.	Occupation	Employment status					
		Socio-economic group			Social class		
		2	3	1, 4	2	3	1, 4
622	Bar staff	D	D	D	5	5	5
630	Travel and flight attendants	D	D	D	4	4	4
640	Nurses' aids and ambulance staff	C	C	C	2	2	2
644	Care assistants and attendants	F	F	F	5	5	5
650	Childminders, nursery nurses and playgroup leaders	A	H	D	4	4	4
652	Educational assistants	A	H	D	4	4	3
660	Hairdressers, barbers and beauticians	A	H	D	3	3	4
670	Housekeepers (domestic and non-domestic)	D	D	D	4	4	4
672	Caretakers	F	F	F	5	5	5
673	Launderers, dry cleaners and pressers	A	H	F	5	5	5
690	Undertakers, bookmakers and other personal service workers n.e.s.	A	H	F	4	4	5
700	Buyers and purchasing officers	C	C	C	2	2	2
702	Importers, exporters, commodity and shipping brokers	A	H	D	2	2	3
710	Technical and wholesale sales representatives	A	H	D	3	3	3
719	Auctioneers, estimators, valuers and other sales representatives n.e.s.	A	H	D	3	3	3
720	Sales assistants, check-out operators and petrol pump attendants	A	H	D	2	2	3
731	Roundsmen/women and van salespersons	A	H	E	4	4	4
732	Market/street traders and scrap dealers	A	H	D	5	5	5
790	Merchandisers, window dressers, floral arrangers and telephone salespersons	A	H	D	3	3	3
800	Bakery and confectionery process operatives	A	H	E	4	4	4
802	Tobacco process operatives	A	H	F	5	5	5
809	Other food and drink (incl. brewing) process operatives	A	H	F	5	5	5
810	Tannery production operatives	A	H	E	4	4	4
812	Spinners, doublers, twisters, winders and reelers	A	H	F	5	5	5
814	Other textiles processing operatives	A	H	F	5	5	5
820	Chemical, gas and petroleum process plant operatives	A	H	F	5	5	5
821	Paper, wood and related process plant operatives	A	H	E	4	4	4
824	Rubber process operatives, moulding machine operatives and tyre builders	A	H	E	4	4	4
825	Plastics process operatives, moulders and extruders	A	H	F	5	5	5
829	Synthetic fibre and other chemical, paper, plastics and related operatives	A	H	F	5	5	5
830	Moulders and furnace operatives (metal)	A	H	E	4	4	4
834	Electroplaters, galvanisers and colour coaters	A	H	E	4	4	4
839	Other metal making and treating process operatives n.e.s.	A	H	E	4	4	4
840	Machine tool operatives (incl. CNC machine tool operatives)	A	H	F	5	5	5
841	Other automatic machine workers, metal polishers and dressing operatives	A	H	F	5	5	5
850	Assemblers and lineworkers (electrical and electronic goods)	A	H	F	5	5	

### Appendix 3 (contd.)

Code No.	Occupation	Employment status					
		Socio-economic group			Social class		
		2	3	1, 4	2	3	1, 4
851	Assemblers and lineworkers (metal goods and other goods)	A	H	F	5	5	5
860	Inspectors, viewers and laboratory testers	A	H	F	5	5	5
862	Packers, bottlers, canners, fillers, weighers, graders and sorters	A	H	F	5	5	5
871	Bus and road transport depot inspectors	E	E	E	4	4	4
872	Drivers of road goods vehicles	A	H	E	4	4	4
873	Bus conductors and coach drivers	A	H	E	4	4	4
874	Taxi/cab drivers, chauffeurs and couriers	A	H	E	4	4	4
880	Seafarers (merchant navy), barge and boat operatives	A	H	F	5	5	5
881	Railway station workers, supervisors and guards	D	D	E	4	4	4
882	Rail engine drivers and other railway line operatives	E	E	E	4	4	4
885	Mechanical plant drivers/operatives and crane drivers	A	H	E	4	4	4
887	Fork lift truck drivers	A	H	E	4	4	4
889	Other transport and machinery operatives n.e.s.	A	H	E	4	4	4
892	Water and sewerage plant attendants	G	G	G	6	6	6
893	Electrical, energy, boiler and related plant operatives and attendants	F	F	F	5	5	5
895	Pipe layers/pipe jointers and related construction workers	A	H	F	5	5	5
897	Woodworking machine operatives	A	H	E	4	4	4
898	Mine (excluding coal) and quarry workers	A	H	F	5	5	5
899	Other plant, machine and process operatives n.e.s.	A	H	E	4	4	4
900	Farm workers			J			6
901	Agricultural machinery drivers and other farming occupations			J			6
903	Fishing and related workers	A	H	F	5	5	5
904	Forestry workers	J	J	J	5	5	5
913	Mates to metal, electrical and related fitters	F	F	F	5	5	5
919	Labourers in engineering and other making/processing industries	G	G	G	5	5	6
922	Rail construction and maintenance workers	F	F	F	5	5	5
923	Road construction workers, paviors and kerb layers	A	H	G	5	5	6
929	Other building and civil engineering labourers	A	H	G	5	5	6
930	Stevedores and dockers	A	H	G	5	5	6
931	Goods porters	A	H	G	5	5	6
933	Refuse and salvage collectors	A	H	G	6	6	6
934	Drivers' mates	G	G	G	6	6	6
940	Postal workers and mail sorters	F	F	F	5	5	5
951	Hotel porters and kitchen porters	F	F	F	5	5	5
953	Counterhands and catering assistants	D	D	D	5	5	5
955	Window cleaners and car park attendants	A	H	G	6	6	6
958	Cleaners and domestics	A	H	G	5	5	6
959	Other occupations in sales and services n.e.s.	A	H	F	5	5	5
990	All other labourers and related workers	A	H	G	5	5	6
999	All other gainful occupations n.e.s.	Z	Z	Z	7	7	7

## Appendix 4

### Intermediate level of occupational groups used in the 2006 Census classification

Code No.	Occupational group	Code No.	Occupational group
160, 595, 900-901, 903-904	Farming, fishing and forestry workers	171, 178-179, 622, 700, 702, 710, 719-720, 731-732, 790	Sales occupations
521, 523-526, 529	Electrical trades workers	130-131, 242, 250, 252, 270, 350, 361, 363	Business and commerce occupations
515-517, 519, 530, 532-533, 537, 540-541, 830, 834, 839-841	Engineering and allied trades workers	126, 214, 320, 490	Computer software occupations
550, 553-556, 559, 810, 812, 814	Textile, clothing and leather workers	200-202, 209-212, 215-216, 219, 300-303, 309-310, 312-313	Scientific and technical occupations
580-582, 800, 802, 809	Food, drink and tobacco production workers	220-221, 223-224, 340, 342-343, 346-347, 349, 640	Health and related workers
561, 569, 820-821, 824-825, 829	Chemical, paper, wood, rubber, plastics and printing workers	290, 293, 371	Social workers and related occupations
571, 579, 590, 599, 850-851, 860, 862, 885, 887, 893, 897-898	Other manufacturing workers	292	Religious occupations
111, 260, 500-504, 506-507, 509, 570, 895, 922-923, 929	Building and construction workers	380-381, 384, 386-387, 390-391, 394, 399	Other professional workers
101, 110, 120-122, 124, 139, 176, 199	Managers and executives	173-175, 177, 615, 619-621, 644, 650, 652, 660, 670, 672-673, 690, 951, 953	Personal service and childcare workers
140-141, 331-332, 441, 630, 871-874, 880-882, 889, 930-931, 934, 940	Communication, warehouse and transport workers	191, 230, 233-234, 239	Teachers
410-412, 430, 459-460, 462	Clerical and office workers	100, 102-103, 132, 240, 396, 400-401, 611-612, 892, 933	Central and local government workers

**Appendix 4 (contd.)**

---

<b>Code No.</b>	<b>Occupational group</b>	<b>Code No.</b>	<b>Occupational group</b>
152, 610	Garda Síochána	000, 594, 899, 913, 919, 955, 958-959, 990, 999	Other gainful occupations (incl. not stated)
150, 600	Army occupations		

---

## Appendix 5

### Broad level of occupational groups used in the 2006 Census classification

Code No.	Occupational group	Code No.	Occupational group
160, 595, 900-901, 903-904	Farming, fishing and forestry workers	130-131, 171, 178-179, 242, 250, 252, 270, 350, 361, 363, 622, 700, 702, 710, 719-720, 731-732, 790, 954	Sales and commerce workers
515-517, 519, 521, 523, 524-526, 529-530, 532-533, 537, 540-541, 550, 553-556, 559, 561, 569, 571, 579-582, 590, 599, 800, 802, 809-810, 812, 814, 820-821, 824-825, 829-830, 834, 839-841, 850-851, 860, 862, 885, 887, 893, 897-898	Manufacturing workers	126, 191, 200-202, 209-221, 223-224, 230, 233-234, 239, 290, 292-293, 300-303, 309-310, 312-313, 320, 340, 342-344, 346-347, 349, 371, 380-387, 390-395, 399, 490, 640	Professional, technical and health workers
111, 260, 500-504, 506-507, 509, 570, 895, 922-923, 929	Building and construction workers	150, 152, 173-175, 177, 600, 610, 615, 619-621, 644, 650, 652, 660, 670, 672-673, 690, 699, 951, 953	Services workers
100-103, 110, 120-122, 124, 132, 139, 176, 199, 240, 396, 400-401, 410-412, 430, 452, 459-460, 462, 611-612, 614, 892, 933	Clerical, managing and government workers	000, 594, 899 913, 919, 955, 958-959, 990, 999	Other workers (incl. not stated)
140-141, 330-332, 441, 630, 871-874, 880-882, 889, 930-931, 934, 940	Communication and transport workers		

## Appendix 6

### Socio-economic groups - list of constituent occupations

Code No.	Socio-economic group and occupation	Employment status		
A	<b>Employers and managers</b>			
100	Senior managers in national government	2	3	1,4
101	General managers in large companies	2		1,4
102	Local government officers	2	3	1,4
103	General administrators in national government	2	3	1,4
110	Production and works managers	2		1,4
111	Building managers	2		1,4
120	Company financial managers	2		1,4
121	Marketing managers	2		1,4
122	Purchasing managers	2		1,4
124	Personnel managers	2		1,4
126	Computer systems managers	2		1,4
130	Credit controllers	2		1,4
131	Bank and building society managers	2		1,4
139	Other financial managers n.e.s.	2		1,4
140	Transport managers	2		1,4
141	Stores and warehousing managers	2		1,4
150	Commissioned officers in armed forces			1,4
152	Senior police and prison officers			1,4
171	Garage managers and proprietors	2		1,4
173	Hotel and accommodation managers	2		1,4
174	Restaurant and catering managers	2		1,4
175	Publicans, innkeepers and club managers	2		1,4
176	Entertainment and sport managers	2		1,4
177	Travel agency managers	2		1,4
178	Managers and proprietors of butchers	2		1,4
179	Managers and proprietors of shops	2		1,4
191	Administrators of schools and colleges	2	3	1,4
199	Other managers n.e.s.	2		1,4
240	Judges	2	3	1,4
270	Librarians, archivists and curators	2	3	1,4
310	Draughtspersons	2		
331	Aircraft officers, traffic planners and controllers	2		
332	Ship and hovercraft officers	2		1,4
361	Underwriters, claims assessors, brokers and investment analysts	2		
371	Matrons, houseparents, welfare, community and youth workers	2		
380	Authors, writers and journalists	2		
381	Artists, commercial/industrial artists, graphic and clothing designers	2		
384	Actors, musicians, entertainers, stage managers, producers and directors	2		
386	Photographers, camera, sound and video equipment operators	2		
387	Professional athletes and sport officials	2		
391	Vocational, industrial trainers and driving instructors	2		
410	Accounts and wages clerks, book-keepers and other financial clerks	2		
411	Cashiers, bank and counter clerks	2		
412	Debt, rent and other cash collectors	2		
430	Filing, computer, library and other clerks n.e.s.	2		
441	Storekeepers, warehousemen/women, despatch and production control clerks	2		
459	Secretaries, medical, legal; personal assistants, typists and word processor operators	2		

## Appendix 6 (contd.)

Code No.	Socio-economic group and occupation	Employment status
<b>A</b>	<b>Employers and managers (contd.)</b>	
490	Computer operators, data processing operators and other office machine operators	2
500	Bricklayers and masons	2
501	Roofers, slaters, tilers, sheeters and cladders	2
502	Plasterers	2
503	Glaziers	2
504	Builders and building contractors	2
506	Floorers, floor coverers, carpet fitters and planners, floor and wall tilers	2
507	Painters and decorators	2
509	Scaffolders, riggers, steeplejacks and other construction trades n.e.s.	2
515	Toolmakers	2
516	Metal working production and maintenance fitters	2
517	Precision instrument makers, goldsmiths, silversmiths and precious stone workers	2
519	Other machine tool setters and CNC setter-operators n.e.s.	2
521	Electricians and electrical maintenance fitters	2
523	Telephone fitters	2
524	Cable jointers and lines repairers	2
525	Radio, TV and video engineers	2
526	Computer engineers (installation and maintenance)	2
529	Other electrical and electronic trades n.e.s.	2
530	Smiths, forge/metal plate workers and shipwrights	2
532	Plumbers, heating and ventilating engineers and related trades	2
533	Sheet metal workers	2
537	Welders and steel erectors	2
540	Motor mechanics, auto electricians, tyre and exhaust fitters	2
541	Vehicle body repairers, panel beaters and spray painters	2
550	Weavers, knitters, warp preparers, bleachers, dyers and finishers	2
553	Sewing machinists, menders, darners and embroiderers	2
554	Coach trimmers, upholsterers and mattress makers	2
555	Shoe repairers and other leather makers	2
556	Tailors, dressmakers, clothing cutters, milliners and furriers	2
559	Other textiles, garments and related trades n.e.s.	2
561	Printers, originators and compositors	2
569	Bookbinders, print finishers and other printing trades n.e.s.	2
570	Carpenters and joiners	2
571	Cabinet makers	2
579	Other woodworking trades n.e.s.	2
580	Bakers and flour confectioners	2
581	Butchers and meat cutters	2
582	Fishmongers and poultry dressers	2
590	Glass product and ceramics makers, finishers and other operatives	2
594	Gardeners and groundsmen/women	2
595	Horticultural trades	2
599	Other craft and related occupations	2
620	Chefs and cooks	2
650	Childminders, nursery nurses and playgroup leaders	2
652	Educational assistants	2
660	Hairdressers, barbers and beauticians	2
673	Launderers, dry cleaners and pressers	2
690	Undertakers, bookmakers and other personal service workers n.e.s.	2

## Appendix 6 (contd.)

Code No.	Socio-economic group and occupation	Employment status
<b>A</b>	<b>Employers and managers (contd.)</b>	
702	Importers, exporters, commodity and shipping brokers	2
710	Technical and wholesale sales representatives	2
719	Auctioneers, estimators, valuers and other sales representatives n.e.s.	2
720	Sales assistants, check-out operators and petrol pump attendants	2
731	Roundsmen/women and van salespersons	2
732	Market/street traders and scrap dealers	2
790	Merchandisers, window dressers, floral arrangers and telephone salespersons	2
800	Bakery and confectionery process operatives	2
802	Tobacco process operatives	2
809	Other food and drink (incl. brewing) process operatives	2
810	Tannery production operatives	2
812	Spinners, doublers, twisters, winders and reelers	2
814	Other textiles processing operatives	2
820	Chemical, gas and petroleum process plant operatives	2
821	Paper, wood and related process plant operatives	2
824	Rubber process operatives, moulding machine operatives and tyre builders	2
825	Plastics process operatives, moulders and extruders	2
829	Synthetic fibre and other chemical, paper, plastics and related operatives	2
830	Moulders and furnace operatives (metal)	2
834	Electroplaters, galvanisers and colour coaters	2
839	Other metal making and treating process operatives n.e.s.	2
840	Machine tool operatives (incl. CNC machine tool operatives)	2
841	Other automatic machine workers, metal polishers and dressing operatives	2
850	Assemblers and lineworkers (electrical and electronic goods)	2
851	Assemblers and lineworkers (metal goods and other goods)	2
860	Inspectors, viewers and laboratory testers	2
862	Packers, bottlers, canners, fillers, weighers, graders and sorters	2
872	Drivers of road goods vehicles	2
873	Bus conductors and coach drivers	2
874	Taxi/cab drivers, chauffeurs and couriers	2
880	Seafarers (merchant navy), barge and boat operatives	2
885	Mechanical plant drivers/operatives and crane drivers	2
887	Fork lift truck drivers	2
889	Other transport and machinery operatives n.e.s.	2
895	Pipe layers/pipe jointers and related construction workers	2
897	Woodworking machine operatives	2
898	Mine (excluding coal) and quarry workers	2
899	Other plant, machine and process operatives n.e.s.	2
903	Fishing and related workers	2
923	Road construction workers, paviors and kerb layers	2
929	Other building and civil engineering labourers	2
930	Stevedores and dockers	2
931	Goods porters	2
933	Refuse and salvage collectors	2
955	Window cleaners and car park attendants	2
958	Cleaners and domestics	2
959	Other occupations in sales and services n.e.s.	2
990	All other labourers and related workers	2

## Appendix 6 (contd.)

Code No.	Socio-economic group and occupation	Employment status		
<b>B</b>	<b>Higher professional</b>			
200	Chemists	2	3	1,4
201	Biological scientists	2	3	1,4
202	Physicists	2	3	1,4
209	Other natural scientists n.e.s.	2	3	1,4
210	Civil and mining engineers	2	3	1,4
211	Mechanical engineers	2	3	1,4
212	Electrical and electronic engineers	2	3	1,4
214	Software engineers	2	3	1,4
215	Chemical, production, planning and quality control engineers	2	3	1,4
216	Design and development engineers	2	3	1,4
219	Other engineers and technologists n.e.s.	2	3	1,4
220	Medical practitioners	2	3	1,4
221	Pharmacists, pharmacologists, ophthalmic and dispensing opticians	2	3	1,4
223	Dental practitioners	2	3	1,4
224	Veterinarians	2	3	1,4
230	University, RTC and higher education teachers	2	3	1,4
242	Barristers and solicitors	2	3	1,4
250	Chartered and certified management accountants (incl. taxation experts)	2	3	1,4
252	Actuaries, economists, statisticians, management consultants and business analysts	2	3	1,4
260	Architects, town planners and surveyors	2	3	1,4
290	Psychologists and other social/behavioural scientists	2	3	1,4
292	Clergy	2	3	1,4
293	Social workers and probation officers	2	3	1,4
<b>C</b>	<b>Lower professional</b>			
121	Marketing managers		3	
132	Civil Service executive officers	2	3	1,4
233	Secondary and vocational education teachers	2	3	1,4
234	Primary and nursery education teachers	2	3	1,4
239	Other teaching professionals n.e.s.	2	3	1,4
300	Laboratory technicians	2	3	1,4
301	Engineering technicians	2	3	1,4
302	Electrical and electronic technicians	2	3	1,4
303	Architectural, town planning, building and civil engineering technicians	2	3	1,4
309	Other scientific technicians n.e.s.	2	3	1,4
312	Building inspectors and quantity surveyors	2	3	1,4
313	Marine, insurance and other surveyors	2	3	1,4
320	Computer analyst programmers	2	3	1,4
331	Aircraft officers, traffic planners and controllers			1,4
340	Nurses and midwives	2	3	1,4
342	Medical radiographers	2	3	1,4
343	Physiotherapists and chiropodists	2	3	1,4
346	Medical technicians, dental auxiliaries and dental nurses	2	3	1,4
347	Occupational and speech therapists, psychotherapists and other therapists n.e.s.	2	3	1,4
349	Other health associate professionals n.e.s.	2	3	1,4
350	Legal service and related occupations	2	3	1,4
361	Underwriters, claims assessors, brokers and investment analysts		3	1,4
363	Personnel, industrial relations and work study officers	2	3	1,4

## Appendix 6 (contd.)

Code No.	Socio-economic group and occupation	Employment status	
<b>C</b>	<b>Lower professional (contd.)</b>		
380	Authors, writers and journalists	3	1,4
381	Artists, commercial/industrial artists, graphic and clothing designers	3	1,4
384	Actors, musicians, entertainers, stage managers, producers and directors	3	1,4
390	Information officers, careers advisers and vocational guidance specialists	2	3
391	Vocational, industrial trainers and driving instructors		1,4
394	Inspectors of factories, trading standards and other statutory inspectors	2	3
396	Environmental health workers, occupational hygienists and safety officers	2	3
399	Other associate professional and technical occupations n.e.s.	2	3
640	Nurses' aids and ambulance staff	2	3
700	Buyers and purchasing officers	2	3
<b>D</b>	<b>Non-manual</b>		
310	Draughtspersons		1,4
371	Matrons, houseparents, welfare, community and youth workers		1,4
386	Photographers, camera, sound and video equipment operators		1,4
387	Professional athletes and sport officials		1,4
400	Civil Service administrative officers and assistants	2	3
401	Local government clerical officers and assistants	2	3
410	Accounts and wages clerks, book-keepers and other financial clerks		1,4
411	Cashiers, bank and counter clerks		1,4
412	Debt, rent and other cash collectors		1,4
430	Filing, computer, library and other clerks n.e.s.		1,4
459	Secretaries, medical, legal; personal assistants, typists and word processor operators		1,4
460	Receptionists and receptionist-telephonists	2	3
462	Telephone operators, telegraph operators and other office communication system operators	2	3
490	Computer operators, data processing operators and other office machine operators		1,4
600	Soldiers (sergeant and below)		1,4
610	Police officers (sergeant and below)		1,4
611	Fire service officers	2	3
612	Prison service officers		1,4
620	Chefs and cooks		1,4
621	Waiters and waitresses	2	3
622	Bar staff	2	3
630	Travel and flight attendants	2	3
650	Childminders, nursery nurses and playgroup leaders		1,4
652	Educational assistants		1,4
660	Hairdressers, barbers and beauticians		1,4
670	Housekeepers (domestic and non-domestic)	2	3
702	Importers, exporters, commodity and shipping brokers		1,4
710	Technical and wholesale sales representatives		1,4
719	Auctioneers, estimators, valuers and other sales representatives n.e.s.		1,4
720	Sales assistants, check-out operators and petrol pump attendants		1,4
732	Market/street traders and scrap dealers		1,4

## Appendix 6 (contd.)

Code No.	Socio-economic group and occupation	Employment status		
<b>D</b>	<b>Non-manual (contd.)</b>			
790	Merchandisers, window dressers, floral arrangers and telephone salespersons			1,4
881	Railway station workers, supervisors and guards	2	3	
953	Counterhands and catering assistants	2	3	1,4
<b>E</b>	<b>Manual skilled</b>			
500	Bricklayers and masons			1,4
502	Plasterers			1,4
504	Builders and building contractors			1,4
506	Floorers, floor coverers, carpet fitters and planners, floor and wall tilers			1,4
507	Painters and decorators			1,4
515	Toolmakers			1,4
516	Metal working production and maintenance fitters			1,4
517	Precision instrument makers, goldsmiths, silversmiths and precious stone workers			1,4
519	Other machine tool setters and CNC setter-operators n.e.s.			1,4
521	Electricians and electrical maintenance fitters			1,4
523	Telephone fitters			1,4
524	Cable jointers and lines repairers			1,4
525	Radio, TV and video engineers			1,4
526	Computer engineers (installation and maintenance)			1,4
529	Other electrical and electronic trades n.e.s.			1,4
530	Smiths, forge/metal plate workers and shipwrights			1,4
532	Plumbers, heating and ventilating engineers and related trades			1,4
533	Sheet metal workers			1,4
537	Welders and steel erectors			1,4
540	Motor mechanics, auto electricians, tyre and exhaust fitters			1,4
541	Vehicle body repairers, panel beaters and spray painters			1,4
550	Weavers, knitters, warp preparers, bleachers, dyers and finishers			1,4
554	Coach trimmers, upholsterers and mattress makers			1,4
555	Shoe repairers and other leather makers			1,4
556	Tailors, dressmakers, clothing cutters, milliners and furriers			1,4
559	Other textiles, garments and related trades n.e.s.			1,4
561	Printers, originators and compositors			1,4
569	Bookbinders, print finishers and other printing trades n.e.s.			1,4
570	Carpenters and joiners			1,4
571	Cabinet makers			1,4
579	Other woodworking trades n.e.s.			1,4
580	Bakers and flour confectioners			1,4
581	Butchers and meat cutters			1,4
582	Fishmongers and poultry dressers			1,4
590	Glass product and ceramics makers, finishers and other operatives			1,4
731	Roundsmen/women and van salespersons			1,4
800	Bakery and confectionery process operatives			1,4
810	Tannery production operatives			1,4
821	Paper, wood and related process plant operatives			1,4
824	Rubber process operatives, moulding machine operatives and tyre builders			1,4
830	Moulders and furnace operatives (metal)			1,4
834	Electroplaters, galvanisers and colour coaters			1,4
839	Other metal making and treating process operatives n.e.s.			1,4

## Appendix 6 (contd.)

Code No.	Socio-economic group and occupation	Employment status		
<b>E</b>	<b>Manual skilled (contd.)</b>			
871	Bus and road transport depot inspectors	2	3	1,4
872	Drivers of road goods vehicles			1,4
873	Bus conductors and coach drivers			1,4
874	Taxi/cab drivers, chauffeurs and couriers			1,4
881	Railway station workers, supervisors and guards			1,4
882	Rail engine drivers and other railway line operatives	2	3	1,4
885	Mechanical plant drivers/operatives and crane drivers			1,4
887	Fork lift truck drivers			1,4
889	Other transport and machinery operatives n.e.s.			1,4
897	Woodworking machine operatives			1,4
<b>F</b>	<b>Semi-skilled</b>			
441	Storekeepers, warehousemen/women, despatch and production control clerks			1,4
501	Roofers, slaters, tilers, sheeters and cladders			1,4
503	Glaziers			1,4
509	Scaffolders, riggers, steeplejacks and other construction trades n.e.s.			1,4
553	Sewing machinists, menders, darners and embroiderers			1,4
594	Gardeners and groundsmen/women			1,4
599	Other craft and related occupations			1,4
615	Security guards and related occupations	2	3	1,4
619	Other security and protective service occupations n.e.s.	2	3	1,4
644	Care assistants and attendants	2	3	1,4
672	Caretakers	2	3	1,4
673	Launderers, dry cleaners and pressers			1,4
690	Undertakers, bookmakers and other personal service workers n.e.s.			1,4
802	Tobacco process operatives			1,4
809	Other food and drink (incl. brewing) process operatives			1,4
812	Spinners, doublers, twisters, winders and reelers			1,4
814	Other textiles processing operatives			1,4
820	Chemical, gas and petroleum process plant operatives			1,4
825	Plastics process operatives, moulders and extruders			1,4
829	Synthetic fibre and other chemical, paper, plastics and related operatives			1,4
840	Machine tool operatives (incl. CNC machine tool operatives)			1,4
841	Other automatic machine workers, metal polishers and dressing operatives			1,4
850	Assemblers and lineworkers (electrical and electronic goods)			1,4
851	Assemblers and lineworkers (metal goods and other goods)			1,4
860	Inspectors, viewers and laboratory testers			1,4
862	Packers, bottlers, canners, fillers, weighers, graders and sorters			1,4
880	Seafarers (merchant navy), barge and boat operatives			1,4
893	Electrical, energy, boiler and related plant operatives and attendants	2	3	1,4
895	Pipe layers/pipe jointers and related construction workers			1,4
898	Mine (excluding coal) and quarry workers			1,4
899	Other plant, machine and process operatives n.e.s.			1,4
903	Fishing and related workers			1,4
913	Mates to metal, electrical and related fitters	2	3	1,4
922	Rail construction and maintenance workers	2	3	1,4
940	Postal workers and mail sorters	2	3	1,4
951	Hotel porters and kitchen porters	2	3	1,4
959	Other occupations in sales and services n.e.s.			1,4

## Appendix 6 (contd.)

Code No.	Socio-economic group and occupation	Employment status		
<b>G</b>	<b>Unskilled</b>			
892	Water and sewerage plant attendants	2	3	1,4
919	Labourers in engineering and other making/processing industries	2	3	1,4
923	Road construction workers, paviors and kerb layers			1,4
929	Other building and civil engineering labourers			1,4
930	Stevedores and dockers			1,4
931	Goods porters			1,4
933	Refuse and salvage collectors			1,4
934	Drivers' mates	2	3	1,4
955	Window cleaners and car park attendants			1,4
958	Cleaners and domestics			1,4
990	All other labourers and related workers			1,4
<b>H</b>	<b>Own account workers</b>			
101	General managers in large companies		3	
110	Production and works managers		3	
111	Building managers		3	
120	Company financial managers		3	
122	Purchasing managers		3	
124	Personnel managers		3	
126	Computer systems managers		3	
130	Credit controllers		3	
131	Bank and building society managers		3	
139	Other financial managers n.e.s.		3	
140	Transport managers		3	
141	Stores and warehousing managers		3	
171	Garage managers and proprietors		3	
173	Hotel and accommodation managers		3	
174	Restaurant and catering managers		3	
175	Publicans, innkeepers and club managers		3	
176	Entertainment and sport managers		3	
177	Travel agency managers		3	
178	Managers and proprietors of butchers		3	
179	Managers and proprietors of shops		3	
199	Other managers n.e.s.		3	
310	Draughtspersons		3	
331	Aircraft officers, traffic planners and controllers		3	
332	Ship and hovercraft officers		3	
371	Matrons, houseparents, welfare, community and youth workers		3	
386	Photographers, camera, sound and video equipment operators		3	
387	Professional athletes and sport officials		3	
391	Vocational, industrial trainers and driving instructors		3	
410	Accounts and wages clerks, book-keepers and other financial clerks		3	
411	Cashiers, bank and counter clerks		3	
412	Debt, rent and other cash collectors		3	
430	Filing, computer, library and other clerks n.e.s.		3	
441	Storekeepers, warehousemen/women, despatch and production control clerks		3	
459	Secretaries, medical, legal; personal assistants, typists and word processor operators		3	
490	Computer operators, data processing operators and other office machine operators		3	
500	Bricklayers and masons		3	

## Appendix 6 (contd.)

Code No.	Socio-economic group and occupation	Employment status
<b>H</b>	<b>Own account workers (contd.)</b>	
501	Roofers, slaters, tilers, sheeters and cladders	3
502	Plasterers	3
503	Glaziers	3
504	Builders and building contractors	3
506	Floorers, floor coverers, carpet fitters and planners, floor and wall tilers	3
507	Painters and decorators	3
509	Scaffolders, riggers, steeplejacks and other construction trades n.e.s.	3
515	Toolmakers	3
516	Metal working production and maintenance fitters	3
517	Precision instrument makers, goldsmiths, silversmiths and precious stone workers	3
519	Other machine tool setters and CNC setter-operators n.e.s.	3
521	Electricians and electrical maintenance fitters	3
523	Telephone fitters	3
524	Cable jointers and lines repairers	3
525	Radio, TV and video engineers	3
526	Computer engineers (installation and maintenance)	3
529	Other electrical and electronic trades n.e.s.	3
530	Smiths, forge/metal plate workers and shipwrights	3
532	Plumbers, heating and ventilating engineers and related trades	3
533	Sheet metal workers	3
537	Welders and steel erectors	3
540	Motor mechanics, auto electricians, tyre and exhaust fitters	3
541	Vehicle body repairers, panel beaters and spray painters	3
550	Weavers, knitters, warp preparers, bleachers, dyers and finishers	3
553	Sewing machinists, menders, darners and embroiderers	3
554	Coach trimmers, upholsterers and mattress makers	3
555	Shoe repairers and other leather makers	3
556	Tailors, dressmakers, clothing cutters, milliners and furriers	3
559	Other textiles, garments and related trades n.e.s.	3
561	Printers, originators and compositors	3
569	Bookbinders, print finishers and other printing trades n.e.s.	3
570	Carpenters and joiners	3
571	Cabinet makers	3
579	Other woodworking trades n.e.s.	3
580	Bakers and flour confectioners	3
581	Butchers and meat cutters	3
582	Fishmongers and poultry dressers	3
590	Glass product and ceramics makers, finishers and other operatives	3
594	Gardeners and groundsmen/women	3
595	Horticultural trades	3
599	Other craft and related occupations	3
620	Chefs and cooks	3
650	Childminders, nursery nurses and playgroup leaders	3
652	Educational assistants	3
660	Hairdressers, barbers and beauticians	3
673	Launderers, dry cleaners and pressers	3
690	Undertakers, bookmakers and other personal service workers n.e.s.	3
702	Importers, exporters, commodity and shipping brokers	3
710	Technical and wholesale sales representatives	3
719	Auctioneers, estimators, valuers and other sales representatives n.e.s.	3

## Appendix 6 (contd.)

Code No.	Socio-economic group and occupation	Employment status		
<b>H</b>	<b>Own account workers (contd.)</b>			
720	Sales assistants, check-out operators and petrol pump attendants		3	
731	Roundsmen/women and van salespersons		3	
732	Market/street traders and scrap dealers		3	
790	Merchandisers, window dressers, floral arrangers and telephone salespersons		3	
800	Bakery and confectionery process operatives		3	
802	Tobacco process operatives		3	
809	Other food and drink (incl. brewing) process operatives		3	
810	Tannery production operatives		3	
812	Spinners, doublers, twisters, winders and reelers		3	
814	Other textiles processing operatives		3	
820	Chemical, gas and petroleum process plant operatives		3	
821	Paper, wood and related process plant operatives		3	
824	Rubber process operatives, moulding machine operatives and tyre builders		3	
825	Plastics process operatives, moulders and extruders		3	
829	Synthetic fibre and other chemical, paper, plastics and related operatives		3	
830	Moulders and furnace operatives (metal)		3	
834	Electroplaters, galvanisers and colour coaters		3	
839	Other metal making and treating process operatives n.e.s.		3	
840	Machine tool operatives (incl. CNC machine tool operatives)		3	
841	Other automatic machine workers, metal polishers and dressing operatives		3	
850	Assemblers and lineworkers (electrical and electronic goods)		3	
851	Assemblers and lineworkers (metal goods and other goods)		3	
860	Inspectors, viewers and laboratory testers		3	
862	Packers, bottlers, canners, fillers, weighers, graders and sorters		3	
872	Drivers of road goods vehicles		3	
873	Bus conductors and coach drivers		3	
874	Taxi/cab drivers, chauffeurs and couriers		3	
880	Seafarers (merchant navy), barge and boat operatives		3	
885	Mechanical plant drivers/operatives and crane drivers		3	
887	Fork lift truck drivers		3	
889	Other transport and machinery operatives n.e.s.		3	
895	Pipe layers/pipe jointers and related construction workers		3	
897	Woodworking machine operatives		3	
898	Mine (excluding coal) and quarry workers		3	
899	Other plant, machine and process operatives n.e.s.		3	
903	Fishing and related workers		3	
923	Road construction workers, paviors and kerb layers		3	
929	Other building and civil engineering labourers		3	
930	Stevedores and dockers		3	
931	Goods porters		3	
933	Refuse and salvage collectors		3	
955	Window cleaners and car park attendants		3	
958	Cleaners and domestics		3	
959	Other occupations in sales and services n.e.s.		3	
990	All other labourers and related workers		3	
<b>I</b>	<b>Farmers</b>			
160	Farm owners and managers	2	3	1,4

## Appendix 6 (contd.)

Code No.	Socio-economic group and occupation	Employment status		
<b>J</b>	<b>Agricultural workers</b>			
595	Horticultural trades			1,4
900	Farm workers			1,4
901	Agricultural machinery drivers and other farming occupations			1,4
904	Forestry workers	2	3	1,4
<b>Z</b>	<b>All others gainfully occupied and unknown</b>			
000	Gainfully occupied but occupation not stated	2	3	1,4
999	All other gainful occupations n.e.s.	2	3	1,4

## Appendix 7

### Social classes - list of constituent occupations

Code No.	Social class and occupation	Employment status		
<b>1</b>	<b>Professional workers</b>			
100	Senior managers in national government	2	3	1,4
160	Farm owners and managers (200 or more acres)	2	3	1,4
200	Chemists	2	3	1,4
201	Biological scientists	2	3	1,4
202	Physicists	2	3	1,4
209	Other natural scientists n.e.s.	2	3	1,4
210	Civil and mining engineers	2	3	1,4
211	Mechanical engineers	2	3	1,4
212	Electrical and electronic engineers	2	3	1,4
214	Software engineers	2	3	1,4
215	Chemical, production, planning and quality control engineers	2	3	1,4
216	Design and development engineers	2	3	1,4
219	Other engineers and technologists n.e.s.	2	3	1,4
220	Medical practitioners	2	3	1,4
221	Pharmacists, pharmacologists, ophthalmic and dispensing opticians	2	3	1,4
223	Dental practitioners	2	3	1,4
224	Veterinarians	2	3	1,4
230	University, RTC and higher education teachers	2	3	1,4
240	Judges	2	3	1,4
242	Barristers and solicitors	2	3	1,4
250	Chartered and certified management accountants (incl. taxation experts)	2	3	1,4
252	Actuaries, economists, statisticians, management consultants and business analysts	2	3	1,4
260	Architects, town planners and surveyors	2	3	1,4
290	Psychologists and other social/behavioural scientists	2	3	1,4
292	Clergy	2	3	1,4
293	Social workers and probation officers	2	3	1,4
<b>2</b>	<b>Managerial and technical</b>			
101	General managers in large companies	2	3	1,4
102	Local government officers	2	3	1,4
103	General administrators in national government	2	3	1,4
110	Production and works managers	2	3	1,4
111	Building managers	2	3	1,4
120	Company financial managers	2	3	1,4
121	Marketing managers	2	3	1,4
122	Purchasing managers	2	3	1,4
124	Personnel managers	2	3	1,4
126	Computer systems managers	2	3	1,4
130	Credit controllers	2	3	1,4
131	Bank and building society managers	2	3	1,4
132	Civil Service executive officers	2	3	1,4
139	Other financial managers n.e.s.	2	3	1,4
140	Transport managers	2	3	1,4
141	Stores and warehousing managers	2	3	1,4
150	Commissioned officers in armed forces			1,4
152	Senior police and prison officers			1,4
160	Farm owners and managers (100-199 acres)	2	3	1,4

## Appendix 7 (contd.)

Code No.	Social class and occupation	Employment status		
<b>2</b>	<b>Managerial and technical (contd.)</b>			
171	Garage managers and proprietors	2	3	1,4
173	Hotel and accommodation managers	2	3	1,4
174	Restaurant and catering managers			1,4
175	Publicans, innkeepers and club managers	2	3	1,4
176	Entertainment and sport managers			1,4
177	Travel agency managers	2	3	1,4
178	Managers and proprietors of butchers	2		1,4
179	Managers and proprietors of shops	2	3	1,4
191	Administrators of schools and colleges	2	3	1,4
199	Other managers n.e.s.	2	3	1,4
233	Secondary and vocational education teachers	2	3	1,4
234	Primary and nursery education teachers	2	3	1,4
239	Other teaching professionals n.e.s.	2	3	1,4
270	Librarians, archivists and curators	2	3	1,4
300	Laboratory technicians	2	3	1,4
301	Engineering technicians	2	3	1,4
302	Electrical and electronic technicians	2	3	1,4
303	Architectural, town planning, building and civil engineering technicians	2	3	1,4
309	Other scientific technicians n.e.s.	2	3	1,4
312	Building inspectors and quantity surveyors	2	3	1,4
313	Marine, insurance and other surveyors	2	3	1,4
320	Computer analyst programmers	2	3	1,4
331	Aircraft officers, traffic planners and controllers	2	3	1,4
332	Ship and hovercraft officers	2	3	1,4
340	Nurses and midwives	2	3	1,4
342	Medical radiographers	2	3	1,4
343	Physiotherapists and chiropodists	2	3	1,4
346	Medical technicians, dental auxiliaries and dental nurses	2	3	1,4
347	Occupational and speech therapists, psychotherapists and other therapists n.e.s.	2	3	1,4
349	Other health associate professionals n.e.s.	2	3	1,4
350	Legal service and related occupations	2	3	1,4
361	Underwriters, claims assessors, brokers and investment analysts	2	3	1,4
363	Personnel, industrial relations and work study officers	2	3	1,4
371	Matrons, houseparents, welfare, community and youth workers	2	3	1,4
380	Authors, writers and journalists	2	3	1,4
381	Artists, commercial/industrial artists, graphic and clothing designers	2	3	1,4
384	Actors, musicians, entertainers, stage managers, producers and directors	2	3	1,4
390	Information officers, careers advisers and vocational guidance specialists	2	3	1,4
391	Vocational, industrial trainers and driving instructors			1,4
394	Inspectors of factories, trading standards and other statutory inspectors	2	3	1,4
396	Environmental health workers, occupational hygienists and safety officers	2	3	1,4
399	Other associate professional and technical occupations n.e.s.	2	3	1,4
640	Nurses' aids and ambulance staff	2	3	1,4
700	Buyers and purchasing officers	2	3	1,4
702	Importers, exporters, commodity and shipping brokers	2	3	
720	Sales assistants, check-out operators and petrol pump attendants	2	3	

## Appendix 7 (contd.)

Code No.	Social class and occupation	Employment status		
<b>3</b>	<b>Non-manual</b>			
160	Farm owners and managers (50-99 acres)	2	3	1,4
174	Restaurant and catering managers	2	3	
176	Entertainment and sport managers	2	3	
178	Managers and proprietors of butchers		3	
310	Draughtspersons	2	3	1,4
386	Photographers, camera, sound and video equipment operators	2	3	1,4
387	Professional athletes and sport officials	2	3	1,4
391	Vocational, industrial trainers and driving instructors	2	3	
400	Civil Service administrative officers and assistants	2	3	1,4
401	Local government clerical officers and assistants	2	3	1,4
410	Accounts and wages clerks, book-keepers and other financial clerks	2	3	1,4
411	Cashiers, bank and counter clerks	2	3	1,4
412	Debt, rent and other cash collectors	2	3	1,4
430	Filing, computer, library and other clerks n.e.s.	2	3	1,4
459	Secretaries, medical, legal; personal assistants, typists and word processor operators	2	3	1,4
460	Receptionists and receptionist-telephonists	2	3	1,4
462	Telephone operators, telegraph operators and other office communication system operators	2	3	1,4
490	Computer operators, data processing operators and other office machine operators	2	3	1,4
600	Soldiers (sergeant and below)			1,4
610	Police officers (sergeant and below)			1,4
611	Fire service officers	2	3	1,4
615	Security guards and related occupations	2	3	
619	Other security and protective service occupations n.e.s.	2	3	
652	Educational assistants			1,4
660	Hairdressers, barbers and beauticians	2	3	
702	Importers, exporters, commodity and shipping brokers			1,4
710	Technical and wholesale sales representatives	2	3	1,4
719	Auctioneers, estimators, valuers and other sales representatives n.e.s.	2	3	1,4
720	Sales assistants, check-out operators and petrol pump attendants			1,4
790	Merchandisers, window dressers, floral arrangers and telephone salespersons	2	3	1,4
<b>4</b>	<b>Skilled manual</b>			
160	Farm owners and managers (30-49 acres)	2	3	1,4
500	Bricklayers and masons	2	3	1,4
502	Plasterers	2	3	1,4
504	Builders and building contractors	2	3	1,4
506	Floorers, floor coverers, carpet fitters and planners, floor and wall tilers	2	3	1,4
507	Painters and decorators	2	3	1,4
515	Toolmakers	2	3	1,4
516	Metal working production and maintenance fitters	2	3	1,4
517	Precision instrument makers, goldsmiths, silversmiths and precious stone workers	2	3	1,4
519	Other machine tool setters and CNC setter-operators n.e.s.	2	3	1,4
521	Electricians and electrical maintenance fitters	2	3	1,4
523	Telephone fitters	2	3	1,4

## Appendix 7 (contd.)

Code No.	Social class and occupation	Employment status		
<b>4</b>	<b>Skilled manual (contd.)</b>			
524	Cable jointers and lines repairers	2	3	1,4
525	Radio, TV and video engineers	2	3	1,4
526	Computer engineers (installation and maintenance)	2	3	1,4
529	Other electrical and electronic trades n.e.s.	2	3	1,4
530	Smiths, forge/metal plate workers and shipwrights	2	3	1,4
532	Plumbers, heating and ventilating engineers and related trades	2	3	1,4
533	Sheet metal workers	2	3	1,4
537	Welders and steel erectors	2	3	1,4
540	Motor mechanics, auto electricians, tyre and exhaust fitters	2	3	1,4
541	Vehicle body repairers, panel beaters and spray painters	2	3	1,4
550	Weavers, knitters, warp preparers, bleachers, dyers and finishers	2	3	1,4
554	Coach trimmers, upholsterers and mattress makers	2	3	1,4
555	Shoe repairers and other leather makers	2	3	1,4
556	Tailors, dressmakers, clothing cutters, milliners and furriers	2	3	1,4
559	Other textiles, garments and related trades n.e.s.	2	3	1,4
561	Printers, originators and compositors	2	3	1,4
569	Bookbinders, print finishers and other printing trades n.e.s.	2	3	1,4
570	Carpenters and joiners	2	3	1,4
571	Cabinet makers	2	3	1,4
579	Other woodworking trades n.e.s.	2	3	1,4
580	Bakers and flour confectioners	2	3	1,4
581	Butchers and meat cutters	2	3	1,4
582	Fishmongers and poultry dressers	2	3	1,4
590	Glass product and ceramics makers, finishers and other operatives	2	3	1,4
620	Chefs and cooks	2	3	1,4
630	Travel and flight attendants	2	3	1,4
650	Childminders, nursery nurses and playgroup leaders	2	3	1,4
652	Educational assistants	2	3	
660	Hairdressers, barbers and beauticians			1,4
670	Housekeepers (domestic and non-domestic)	2	3	1,4
690	Undertakers, bookmakers and other personal service workers n.e.s.	2	3	
731	Roundsmen/women and van salespersons	2	3	1,4
800	Bakery and confectionery process operatives	2	3	1,4
810	Tannery production operatives	2	3	1,4
821	Paper, wood and related process plant operatives	2	3	1,4
824	Rubber process operatives, moulding machine operatives and tyre builders	2	3	1,4
830	Moulders and furnace operatives (metal)	2	3	1,4
834	Electroplaters, galvanisers and colour coaters	2	3	1,4
839	Other metal making and treating process operatives n.e.s.	2	3	1,4
871	Bus and road transport depot inspectors	2	3	1,4
872	Drivers of road goods vehicles	2	3	1,4
873	Bus conductors and coach drivers	2	3	1,4
874	Taxi/cab drivers, chauffeurs and couriers	2	3	1,4
881	Railway station workers, supervisors and guards	2	3	1,4
882	Rail engine drivers and other railway line operatives	2	3	1,4
885	Mechanical plant drivers/operatives and crane drivers	2	3	1,4
887	Fork lift truck drivers	2	3	1,4
889	Other transport and machinery operatives n.e.s.	2	3	1,4
897	Woodworking machine operatives	2	3	1,4

## Appendix 7 (contd.)

Code No.	Social class and occupation	Employment status		
<b>5</b>	<b>Semi-skilled</b>			
160	Farm owners and managers (0-29 acres and area not stated)	2	3	1,4
441	Storekeepers, warehousemen/women, despatch and production control clerks	2	3	1,4
501	Roofers, slaters, tilers, sheeters and cladders	2	3	1,4
503	Glaziers	2	3	1,4
509	Scaffolders, riggers, steeplejacks and other construction trades n.e.s.	2	3	1,4
553	Sewing machinists, menders, darners and embroiderers	2	3	1,4
594	Gardeners and groundsmen/women	2	3	1,4
595	Horticultural trades	2	3	1,4
599	Other craft and related occupations	2	3	1,4
612	Prison service officers			1,4
615	Security guards and related occupations			1,4
619	Other security and protective service occupations n.e.s.			1,4
621	Waiters and waitresses	2	3	1,4
622	Bar staff	2	3	1,4
644	Care assistants and attendants	2	3	1,4
672	Caretakers	2	3	1,4
673	Launderers, dry cleaners and pressers	2	3	1,4
690	Undertakers, bookmakers and other personal service workers			1,4
732	Market/street traders and scrap dealers	2	3	1,4
802	Tobacco process operatives	2	3	1,4
809	Other food and drink (incl. brewing) process operatives	2	3	1,4
812	Spinners, doublers, twisters, winders and reelers	2	3	1,4
814	Other textiles processing operatives	2	3	1,4
820	Chemical, gas and petroleum process plant operatives	2	3	1,4
825	Plastics process operatives, moulders and extruders	2	3	1,4
829	Synthetic fibre and other chemical, paper, plastics and related operatives	2	3	1,4
840	Machine tool operatives (inc. CNC machine tool operatives)	2	3	1,4
841	Other automatic machine workers, metal polishers and dressing operatives	2	3	1,4
850	Assemblers and lineworkers (electrical and electronic goods)	2	3	1,4
851	Assemblers and lineworkers (metal goods and other goods)	2	3	1,4
860	Inspectors, viewers and laboratory testers	2	3	1,4
862	Packers, bottlers, canners, fillers, weighers, graders and sorters	2	3	1,4
880	Seafarers (merchant navy), barge and boat operatives	2	3	1,4
893	Electrical, energy, boiler and related plant operatives and attendants	2	3	1,4
895	Pipe layers/pipe jointers and related construction workers	2	3	1,4
898	Mine (excluding coal) and quarry workers	2	3	1,4
899	Other plant, machine and process operatives n.e.s.	2	3	1,4
903	Fishing and related workers	2	3	1,4
904	Forestry workers	2	3	1,4
913	Mates to metal, electrical and related fitters	2	3	1,4
919	Labourers in engineering and other making/processing industries	2	3	
922	Rail construction and maintenance workers	2	3	1,4
923	Road construction workers, paviors and kerb layers	2	3	
929	Other building and civil engineering labourers	2	3	
930	Stevedores and dockers	2	3	
931	Goods porters	2	3	
940	Postal workers and mail sorters	2	3	1,4
951	Hotel porters and kitchen porters	2	3	1,4

## Appendix 7 (contd.)

Code No.	Social class and occupation	Employment status		
<b>5</b>	<b>Semi-skilled (contd.)</b>			
953	Counterhands and catering assistants	2	3	1,4
958	Cleaners and domestics	2	3	
959	Other occupations in sales and services n.e.s.	2	3	1,4
990	All other labourers and related workers	2	3	
<b>6</b>	<b>Unskilled</b>			
892	Water and sewerage plant attendants	2	3	1,4
900	Farm workers			1,4
901	Agricultural machinery drivers and other farming occupations			1,4
919	Labourers in engineering and other making/processing industries			1,4
923	Road construction workers, paviors and kerb layers			1,4
929	Other building and civil engineering labourers			1,4
930	Stevedores and dockers			1,4
931	Goods porters			1,4
933	Refuse and salvage collectors	2	3	1,4
934	Drivers' mates	2	3	1,4
955	Window cleaners and car park attendants	2	3	1,4
958	Cleaners and domestics			1,4
990	All other labourers and related workers			1,4
<b>7</b>	<b>All others gainfully occupied and unknown</b>			
000	Gainfully occupied but occupation not stated	2	3	1,4
999	All other gainful occupations n.e.s.	2	3	1,4

## Appendix 8

### Census 2006 Publication Schedule

Description	Publication Date
Preliminary Report	19 July 2006
Principal Demographic Results	29 March 2007
Volume 1 - Population Classified by Area	26 April 2007
Volume 2 - Ages and Marital Status	10 May 2007
Volume 3 - Household Composition, Family Units and Fertility	31 May 2007
*Small Area Population Statistics (SAPS) - demographic variables	21 June 2007
Principal Socio-economic Results	28 June 2007
Volume 4 - Usual Residence, Migration, Birthplaces and Nationalities	12 July 2007
Volume 5 - Ethnic or Cultural Background (including the Irish Traveller Community)	26 July 2007
Volume 6 - Housing	16 August 2007
Volume 7 - Principal Economic Status and Industries	06 September 2007
Volume 8 - Occupations	20 September 2007
Volume 9 - Irish Language	04 October 2007
Volume 10 - Education and Qualifications	18 October 2007
*Small Areas Population Statistics (SAPS) - all variables	25 October 2007
Volume 11 - Disability, Carers and Voluntary Activities	01 November 2007
Volume 12 - Travel to Work, School and College	15 November 2007
Volume 13 - Religion	29 November 2007

\*Small Area Population Statistics (SAPS) will be made available as interactive tables, free of charge on the CSO website